

# Indigent Disposition Program

## 2024 Year in Review

---

### Historical Background of the IDP Fund:

The purpose of the Indigent Disposition Program (IDP) is to provide licensed Oregon funeral establishments with reimbursement for costs incurred while providing services for the disposition of unclaimed indigent decedents. The Indigent Disposition Program has been in existence since the Oregon State Legislature originally assigned administrative responsibility for reimbursement to the Public Health Division of the Oregon Health Authority in 1993. Prior to that legislation, each county was responsible for covering all indigent disposition expenses. In 2015, the Oregon State Legislature revised certain elements of the program, transferred management to the Oregon Mortuary & Cemetery Board (OMCB) and amended the required process that a funeral establishment must complete prior to performing final disposition of an indigent decedent. These changes went into effect on January 1, 2016.

Not every state has established a program like Oregon's Indigent Disposition Program. In the states surrounding Oregon, payment for the care of unclaimed decedents falls to the county – which may or may not have sufficient funds – and may or may not have requirements regarding the decedent's residency in the county. Overall, fewer than half of all state governments have established funds similar to this one.

The Indigent Disposition Program's maximum reimbursement rate is set annually by OMCB's Board – the current rate is \$550 per approved claim. This rate is posted on OMCB's website and notification of any rate changes is publicized.

In accordance with OAR 830-040-0090(1), only a licensed funeral establishment (including an immediate disposition company or persons acting as funeral service practitioners) may apply for indigent disposition reimbursement.

### How the IDP Fund was Funded Prior to HB 2120:

Prior to the implementation of HB 2120 during the 2021 Legislative Session, the IDP Fund received its revenue from the death filing fee as follows:

*(1) The State Mortuary and Cemetery Board shall impose and collect a filing fee of \$20 for each report of death and shall deposit the total amount of the fee collected to the credit of the State Mortuary and Cemetery Board Account established under ORS 692.375. Of the fee, at least \$6 must be used by the board to carry out the purposes of ORS 97.170 (5). The board shall use the remainder of the fee in the same manner as other funds credited to the account under ORS 692.375.*

# Indigent Disposition Program

## 2024 Year in Review

*(2) The board shall adopt rules regarding the use of the fee described in subsection (1) of this section and shall consider historical data related to expenditures made for the purposes of carrying out ORS 97.170 (5) and 692.375. Expenditures relating to the administration of the fee may not exceed five percent of the moneys collected.*

Therefore, OMCB previously received \$20 (death filing fee) for each death and allocated the amount as follows:

- \$6 was paid to the IDP Fund, and
- \$14 was paid to OMCB's agency budget account – this is the primary source of our agency's revenue.

### How the IDP Fund is Currently Funded with the Implementation of HB 2120:

With the implementation of HB 2120 that became effective on January 1, 2022 – now included in **ORS 692.415** – the \$30 death filing fee is allocated as follows:

- \$16 to be used to carry out the management/administration of the IDP Fund, and
- \$14 is to be used for OMCB's agency budget account – still the primary source of our agency's revenue.

### Current Reimbursement Rate:

The current IDP reimbursement rate is \$550 per claim as of July 2023.

It is recommended that the IDP reimbursement rate remain at \$550 for the upcoming year (July 1, 2025 to June 30, 2026).

# Indigent Disposition Program

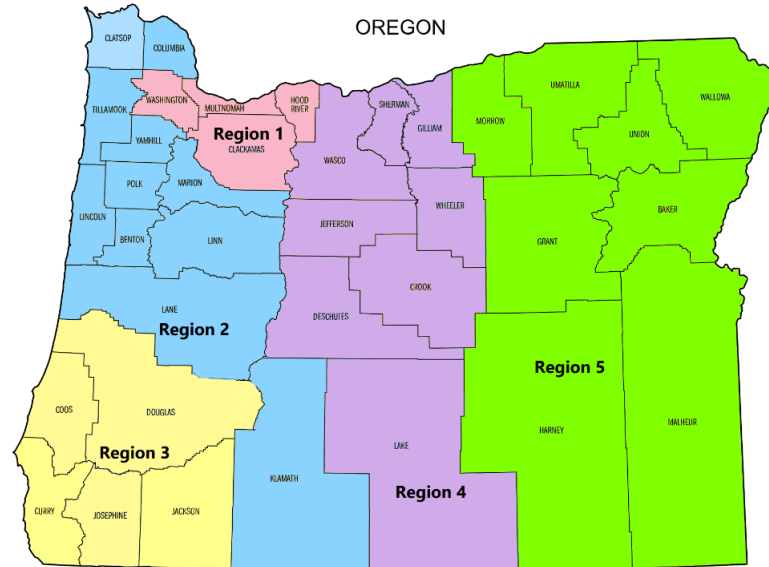
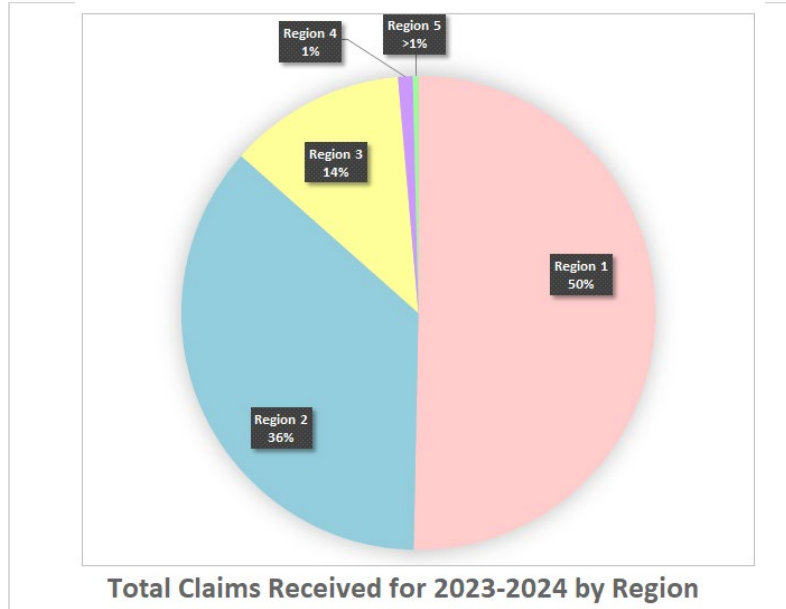
## 2024 Year in Review

IDP Claims by Region	IDP Claims Received in 2023	% of Total IDP Claims in 2023	IDP Claims Received in 2024	% of Total IDP Claims in 2024	Total IDP Claims Received for Both Years (2023 & 2024)	% of Total IDP Claims Received for Both Years (2023 & 2024)	Regional Population for 2023*	Region % of Total Population	Deaths by Region (2023)+	IDP Claims as % of Total Deaths (2023)
<b>Region 1: Portland Metro</b> (Clackamas, Hood River, Multnomah and Washington Counties)	350	49.09%	325	51.92%	675	50.41%	1,835,481	43.36%	15,050	2.33%
<b>Region 2: Willamette Valley, North and Mid-Coast</b> (Benton, Clatsop, Columbia, Klamath, Lane, Lincoln, Linn, Marion, Polk, Tillamook & Yamhill Counties)	257	36.04%	226	36.10%	483	36.07%	1,398,803	33.04%	15,033	1.71%
<b>Region 3: Southern Oregon and South Coast</b> (Coos, Curry, Douglas, Jackson & Josephine Counties)	93	13.04%	68	10.86%	161	12.02%	508,532	12.01%	7,477	1.24%
<b>Region 4: Central Oregon</b> (Crook, Deschutes, Gilliam, Jefferson, Lake, Sherman, Wasco & Wheeler Counties)	11	1.54%	4	0.64%	15	1.12%	300,958	7.11%	2,960	0.37%
<b>Region 5: Eastern Oregon</b> (Baker, Grant, Harney, Malheur, Morrow, Umatilla, Union & Wallowa Counties)	2	0.28%	3	0.48%	5	0.37%	189,584	4.48%	2,072	0.10%
<b>Grand Total</b>	<b>713</b>	<b>100%</b>	<b>626</b>	<b>100%</b>	<b>1,339</b>	<b>100%</b>	<b>4,233,358</b>	<b>100%</b>	<b>42,592</b>	<b>1.67%</b>

\*Most recent data from US Census

+Most recent data from Oregon Health Authority

# Indigent Disposition Program 2024 Year in Review



## IDP Claims Received/Paid Per Year (2020-2024)

IDP Claims Received Per Year		IDP Claims Paid Per Year		% of IDP Claims Paid Per Year
2020	526	2020	476	90.49%
2021	464	2021	371	79.96%
2022	594	2022	518	87.21%
2023	713	2023	533	74.75%
2024	626	2024	568	90.73%
Average Per Year	585	Average Per Year	493	84.27%

# Indigent Disposition Program 2024 Year in Review

## IDP Claims Reimbursed (2022-2023)

Claims Payments	
Full Value of Claims to Fund in 2023*	\$745,322.87
Total Amount Reimbursed from Fund for 2023 Claims	\$312,400.00
Average Amount Requested	\$1,198.97
*Funeral establishments are advised to document the full cost that they would charge for each case based on their General Price List for the provided goods and services, but reimbursement is capped at \$550 per case since July 1, 2023.	

## IDP Claim Status (2023-2024)

Current IDP Claim Status	Total IDP Claims Received in 2024	% of Total IDP Claims in 2024	Total Claims Received in 2023	% of Total IDP Claims in 2023
Paid	568	90.73%	533	74.75%
Waiting for Supplemental Information	27	4.31%	48	6.73%
Withdrawn	3	0.48%	18	2.52%
Denied	20	3.19%	57	7.99%
Approved, Processing	8	1.28%	57	7.99%
Other, See Additional Info	-	-	-	-
Intake	-	-	-	-
<b>Grand Total</b>	<b>626</b>	<b>100%</b>	<b>713</b>	<b>100%</b>

# Indigent Disposition Program 2024 Year in Review

## Veteran Status for Paid IDP Claims (2023-2024)

Veteran Status for Paid Claims	IDP Claims Paid in 2024	% of Total Claims Paid in 2024	IDP Claims Paid in 2023	% of Total Claims Paid in 2023	Total Population in 2023*	% of Total Population in 2023
Not a Veteran	414	72.89%	412	77.30%	3,272,386	77.30%
Veteran	98	17.25%	73	13.70%	579,970	13.70%
Unknown Status Due to Incomplete Application	56	9.86%	48	9.0%	381,002	9.00%
<b>Grand Total</b>	<b>568</b>	<b>100%</b>	<b>533</b>	<b>100%</b>	<b>4,233,358</b>	<b>100%</b>

\*Data from US Census

## Decedent Race for Paid IDP Claims in 2024

Race*	IDP Claims Paid in 2024	% of Total Claims Paid in 2024
American Indian or Alaska Native	8	1.41%
Asian	4	0.70%
Black	14	2.46%
Latinx or Hispanic	15	2.64%
White	441	77.64%
Unknown+	86	15.14%
<b>Grand Total</b>	<b>568</b>	<b>100%</b>

\*Data from OVERS

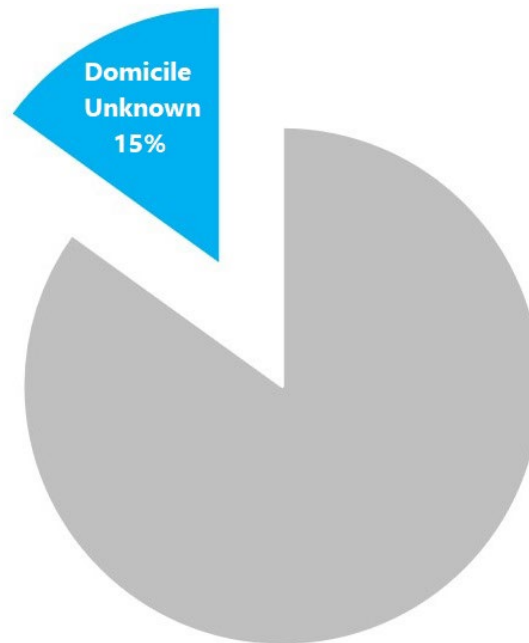
+Not all races are reported on death certificates.

# Indigent Disposition Program 2024 Year in Review

## Decedent Gender Identification for Paid IDP Claims in 2024

Gender	IDP Claims Paid in 2024	% of Total Claims Paid in 2024
Female	171	30.11%
Male	397	69.89%
Non-Binary	-	-
Grand Total	568	100%

## Decedent Domicile Unknown Status for Paid IDP Claims in 2024



# Indigent Disposition Program 2024 Year in Review

## How Funeral Homes Acquired Indigent Cases for Paid IDP Claims in 2024

How Funeral Homes Acquired Indigent Cases for Paid IDP Claims in 2024		
Adult Foster Home	17	2.99%
Hospice	98	17.25%
Hospital	169	29.75%
Medical Examiner	179	31.51%
Nursing Facility	48	8.45%
Other	20	3.52%
Police Call	37	6.51%
Grand Total	568	100%

## IDP Claims Complete/Incomplete Upon Submission (2023-2024)

	IDP Claims Received in 2023		IDP Claims Received in 2024	
IDP Claims Complete Upon Submission	456	63.96%	440	70.29%
IDP Claims Incomplete Upon Submission	257	36.04%	186	29.71%
Grand Total	713	100%	626	100%



# Indigent Disposition Program 2024 Year in Review

## IDP Claim Internal Processing Time\* (2021-2024)

Average Internal Processing Time (including weekends and observed holidays)	
<b>2021</b>	72 days
<b>2022</b>	36 days
<b>2023</b>	38 days
<b>2024</b>	38 days

*\*Internal processing time* begins on the day a completed application is received by our office and concludes on the day when the reimbursement warrant is issued (or the day an application is withdrawn or denied). This does not include the time our staff is waiting for a pending application to be completed by a claimant.