

Unrepresented Numbers

Statewide, there are 2,559 unrepresented individuals as of December 31, 2025, including adults and juveniles in and out of custody, post-disposition, and non-criminal cases. This is a decrease of 181, or 6.6%, since November.

Category	12/31/24	11/30/25	12/31/25
Out-of-Custody	3,143	2,275	2,167
In-Custody	190	148	158
Probation Viol.	332	218	181
Non-Criminal	113	99	53
Total	3,778	2,740	2,559

Out-of-custody individuals **decreased by 108, or 4.7%**, and in-custody individuals **increased by 10, or 6.7%**, in December compared to November.

Year over year, the number of unrepresented individuals has fallen by 32.3%.

Caseload Capacity

2025-27 provider contracts started on October 1, 2025. Case counts and MAC utilization for contractors have reset as of that date. As the Oregon Trial Division is not on a contract cycle, its data is reported for the 25-27 biennium. OPDC's real-time OTD data is current as of December 31, while contractors' data is current as of November 30.

Provider Type	Total Cases	Monthly Cases	MAC Utilization
Contractors ¹	14,491	6,838	94.1%
Consortia	6,446	2,922	97.0%
Non-Profits	5,629	2,862	88.2%
Individuals/Firms	2,416	1,054	101.9%
OPDC Trial Div ²	1,050	206	91.8%
Northwest	245	43	103.3%
Central Valley	295	34	72.7%
Southern	510	129	94.1%

¹ OPDC Criminal Contract Data, November 2025

² Oregon Trial Division, MAC excludes Chiefs, and attorney moving from Coos back to Marion, July 2025-December 2025

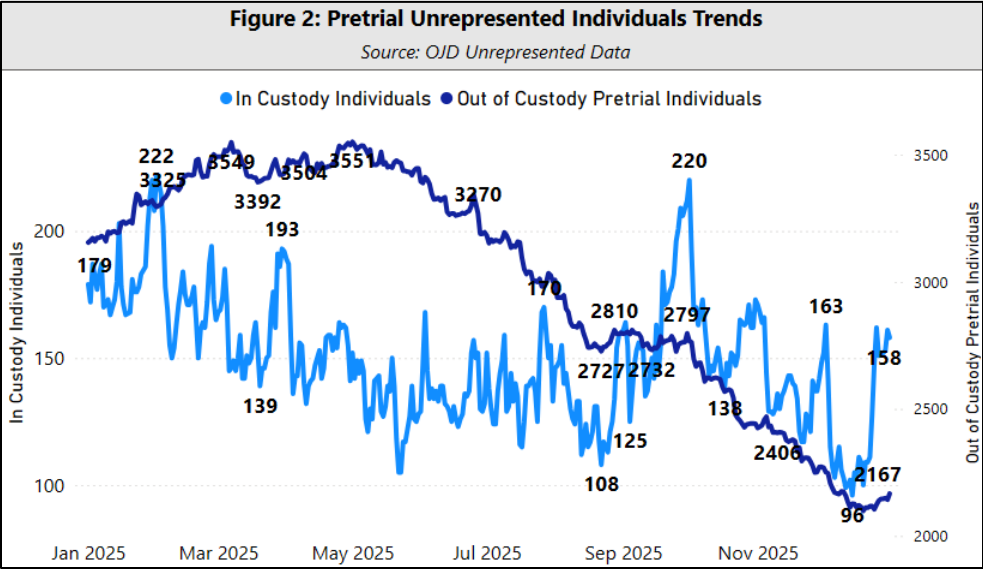
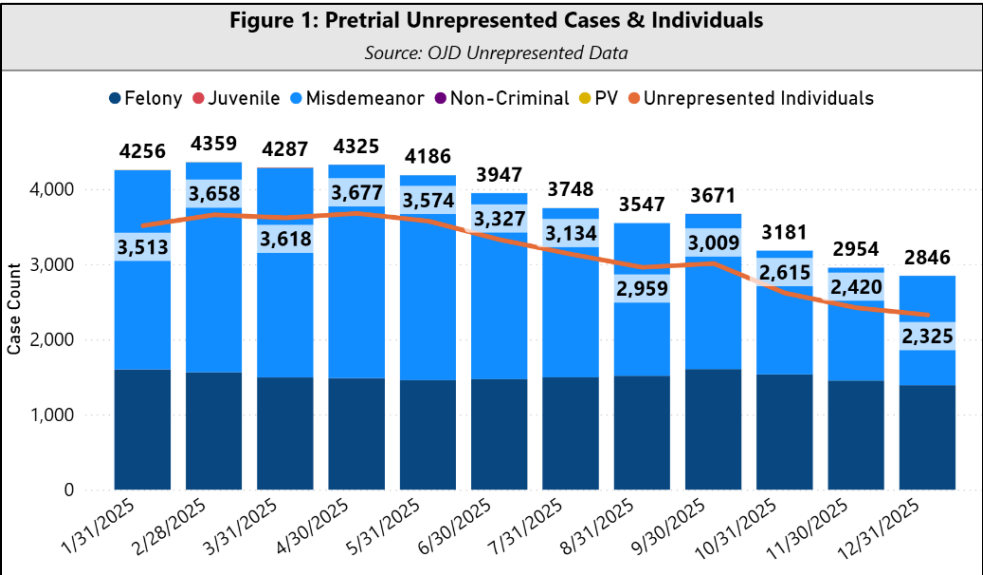
Case Assignments

OPDC assignment coordinators identified counsel for 554 cases, including 145 cases subject to Betschart, in December. Below are case assignments made by OPDC staff for unrepresented cases in December 2025.

Provider	November	December	Total Since 7/1/25
Contractor	93	115	689
Hourly	375	395	3,433
OTD	44	45	363
Total	511	554	4,456

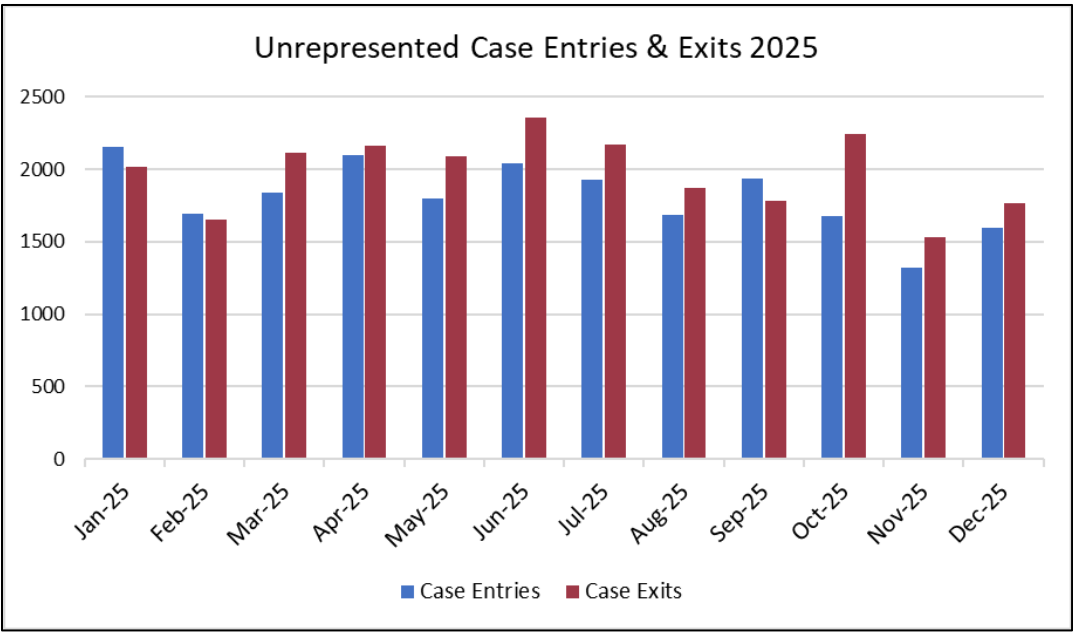
Unrepresented Trends

Figure 1 shows all non-warrant unrepresented cases and individuals over the past 12 months, broken into case categories. **Figure 2** shows the trend line for both in-custody and out-of-custody pretrial individuals over the past 12 months.



Entries and Exits

In the past 12 months 21,785 cases entered unrepresented status and 23,764 cases exited unrepresented status. Cases can enter and exit unrepresented status multiple times. There have been more exits than entries in 9 of the past 12 months.



COOS

For the past three months, Coos County's unrepresented numbers have remained at or close to zero. Therefore, this will be the last month that OPDC reports on Coos County separately.

Unrepresented Numbers

In-custody individuals remained at zero and out-of-custody pretrial individuals decreased by one in December.

Category	12/30/24	11/30/25	12/31/25
Out-of-Custody	107	2	1
In-Custody	4	0	0
Probation Viol.	6	1	1
Non-Criminal	1	1	0
Total	118	4	2

Providers

The 2025-2027 contracts added a new consortium to Coos County. In November, contractors took 144 cases and were at 115.9% MAC utilization.

Provider Type	MAC Utilization
Consortia	100.8%
Non-Profits	131.0%
All	115.9%

Oregon Trial Division

Since July 1, 2025, the OTD has taken 71 cases in Coos County. The OTD attorney currently located in Coos County will be returning to Marion County in January and no longer taking new cases in Coos.

Case Assignments

Below are unrepresented case assignments made by OPDC assignment coordinators in December.

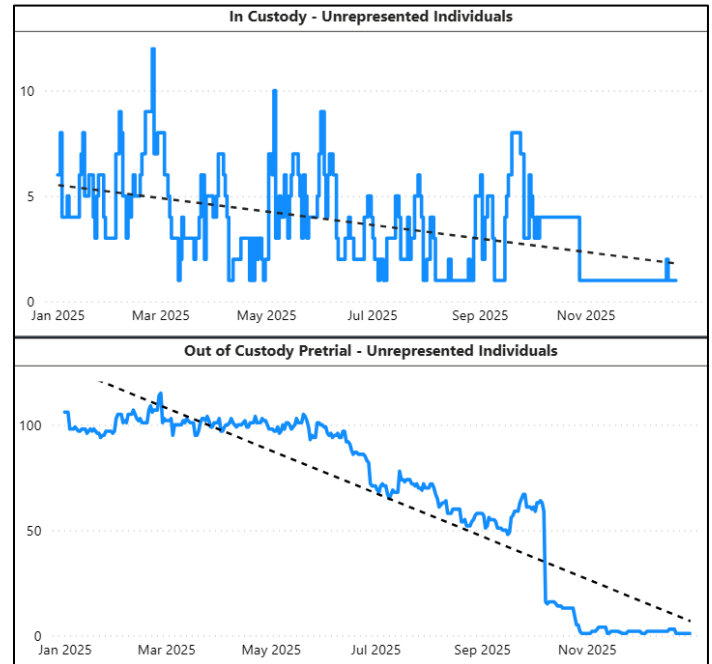
Provider Type	November	December	Total Since 7/1/25
Contractor	5	1	14
Hourly	8	3	101
OTD	0	0	49
Total	12	4	158

Unrepresented Report

December 2025

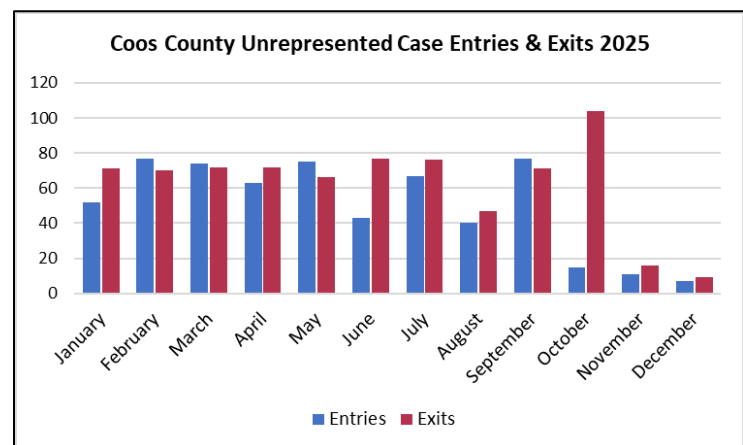
Unrepresented Trend Lines

The total number of unrepresented individuals has remained near zero for the past three months.



Entries and Exits

In the past 12 months in Coos County, 601 cases entered unrepresented status and 751 cases exited unrepresented status. The county has seen more exits than entries in 8 of the past 12 months.



DOUGLAS

Unrepresented Numbers

Out-of-custody pretrial individuals decreased by 31 individuals, or 16%, during December, while in-custody decreased by one individual, or 8%.

Category	12/31/24	11/30/25	12/31/25
Out-of Custody	265	196	165
In-Custody	14	13	12
Probation Viol.	7	10	12
Non-Criminal	4	3	1
Total	290	222	190

Providers

Providers took 145 cases in November and are currently at 94.2% MAC utilization.

Provider Type	MAC Utilization
Consortia	95.2%
Non-Profits	100.5%
Other	76.2%
All	94.2%

Oregon Trial Division

Since July 1, 2025, the OTD has taken 27 cases in Douglas County.

Region	November	December	Total Since 7/1/25
Central	0	0	3
Southern	0	1	24
Total	0	1	27

Case Assignments

In December, OPDC assignment coordinators identified counsel for 75 cases, including 37 cases subject to *Betschart*. Below are unrepresented case assignments made by OPDC assignment coordinators in December.

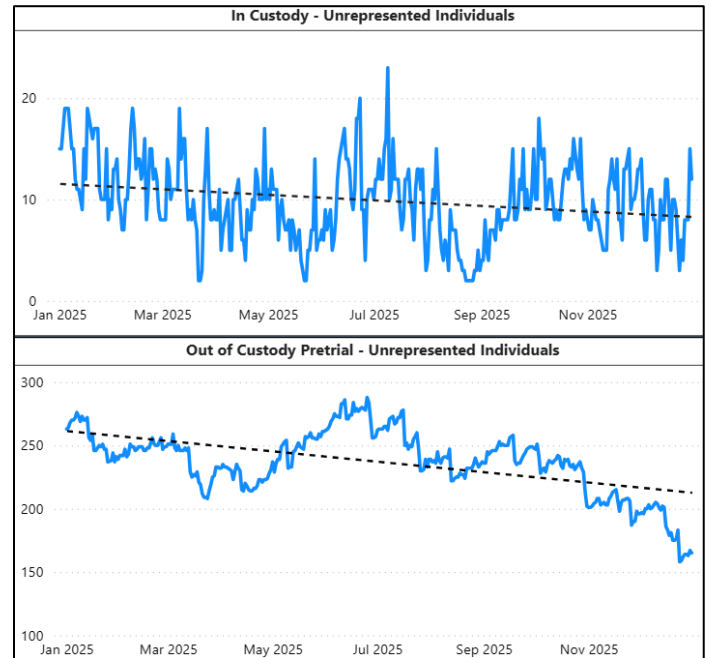
Provider Type	November	December	Total Since 7/1/25
Contractor	27	51	214
Hourly	37	25	267
OTD	0	0	20
Total	64	75	496

Unrepresented Report

December 2025

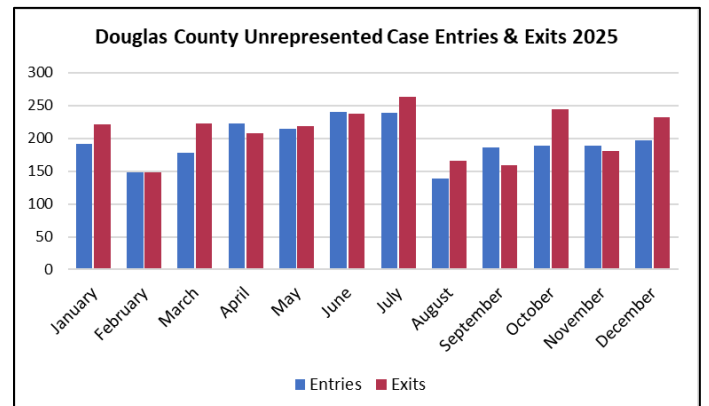
Unrepresented Trend Lines

The total number of unrepresented individuals is down 34% compared to December 31, 2024.



Entries and Exits

In the past 12 months in Douglas County, 2,333 cases entered unrepresented status and 2,505 cases exited unrepresented status. The county has seen more exits than entries in 7 of the past 12 months.



Unrepresented Numbers

In-custody individuals increased by 21 and out-of-custody pretrial individuals decreased by 31, or 10%, during December.

Category	12/31/25	11/30/25	12/31/25
Out-of-Custody	611	324	293
In-Custody	40	16	37
Probation Viol.	66	54	58
Non-Criminal	21	30	14
Total	738	424	402

Providers

Jackson County has five attorneys participating in the Enhanced MAC Program with the 2025-2027 contracts.

Contractors took 308 cases in November and are at 103.8% MAC utilization.

Provider Type	MAC Utilization
Consortia	107.4%
Non-Profits	99.7%
Other	83.3%
All	103.8%

Oregon Trial Division

Since July 1, 2025, the OTD has taken 471 cases in Jackson County.

Region	November	December	Total Since 7/1/25
Southern	40	119	471
Total	40	119	471

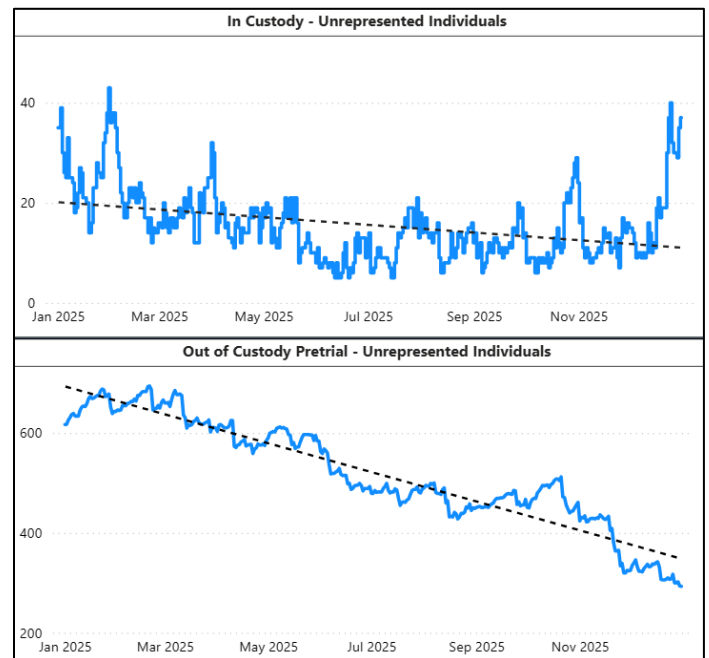
Case Assignments

In December, OPDC assignment coordinators identified counsel for 86 cases, including 18 cases subject to *Betschart*. Below are unrepresented case assignments made by OPDC.

Provider Type	November	December	Total Since 7/1/25
Contractor	12	8	85
Hourly	20	65	137
OTD	2	13	73
Total	34	86	291

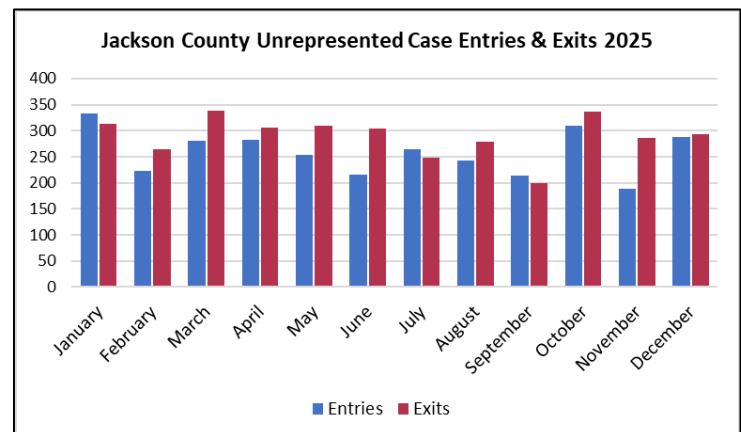
Unrepresented Trend Lines

The total number of unrepresented individuals is down 46% compared to December 30, 2024. The recent increase to in custody unrepresented individuals in December reversed in early January 2026 and has fallen to 13 in custody unrepresented individuals as of the release date of this report.



Entries and Exits

In the past 12 months in Jackson County, 3,095 cases entered unrepresented status and 3,481 cases exited unrepresented status. The county has seen more exits than entries in 9 of the past 12 months.



MARION

Unrepresented Numbers

In-custody individuals decreased by 2 and out-of-custody pretrial individuals decreased by 31, or 23%, during December.

Category	12/31/24	11/30/25	12/31/25
Out-of-Custody	583	132	101
In-Custody	15	7	5
Probation Viol.	174	69	62
Non-Criminal	12	10	6
Total	784	218	174

Providers

Contractors took 384 cases in November. In December, OPDC entered into a contract with Public Defender of Marion County.

Provider Type	MAC Utilization
Consortia	98.5%
Non-Profits	5.8%
All	60.7%

Oregon Trial Division

Since July 1, 2025, the OTD has taken 178 cases in Marion County.

Region	November	December	Total Since 7/1/25
Northwest	0	0	2
Central	22	32	176
Total	22	32	178

Case Assignments

In December, OPDC assignment coordinators identified counsel for 34 cases, including 3 cases subject to *Betschart*. Below are unrepresented case assignments made by OPDC assignment coordinators in December.

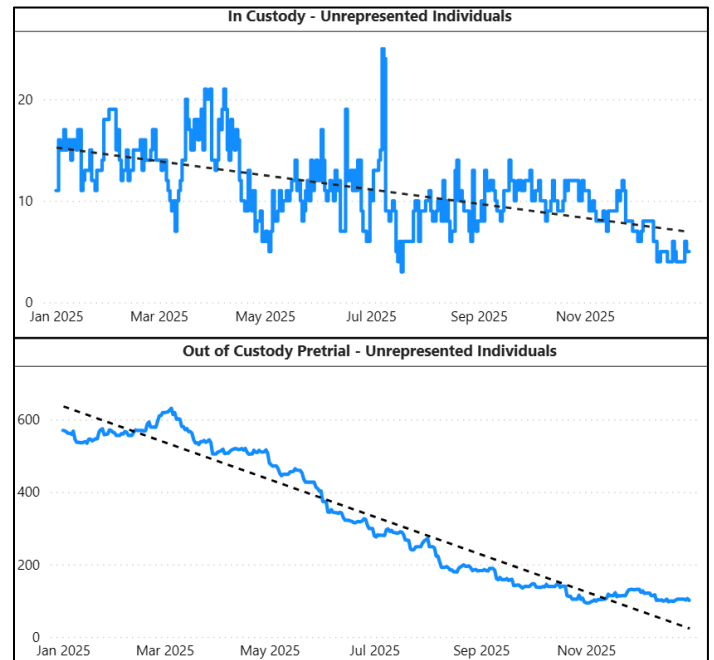
Provider Type	November	December	Total Since 7/1/25
Contractor	2	12	59
Hourly	23	22	265
OTD	0	0	57
Total	25	34	379

Unrepresented Report

December 2025

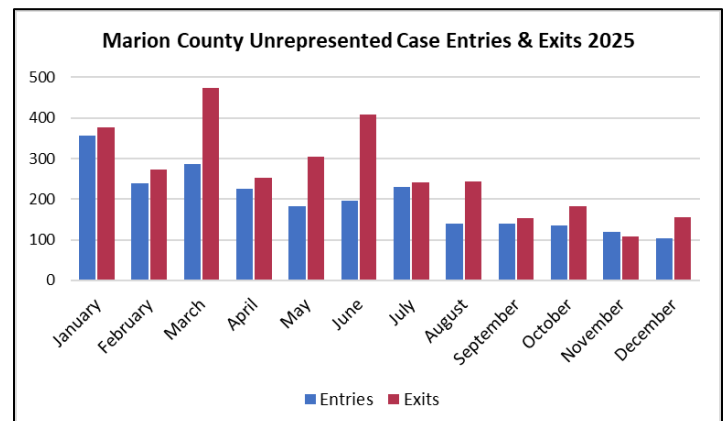
Unrepresented Trend Lines

The total number of unrepresented individuals is down 78% compared to December 30, 2024.



Entries and Exits

In the past 12 months in Marion County 2,356 cases entered unrepresented status and 3,172 cases exited unrepresented status. The County has seen more exits than entries in 11 of the past 12 months.



Unrepresented Numbers

In-custody individuals decreased by 5 individuals, or 9% and in-custody pretrial individuals decreased by 26, or 2%, during December.

Category	12/31/24	11/30/25	12/31/25
Out-of-Custody	966	1,119	1,093
In-Custody	63	58	53
Probation Viol.	18	28	5
Non-Criminal	6	7	5
Total	1,053	1,212	1,156

Providers

Multnomah County has three attorneys participating in the Enhanced MAC Program with the 2025 – 2027 contracts. Contractors took 1,300 cases in November and are at 99.0% MAC utilization.	Provider Type	MAC Utilization
	Consortia	78.5%
	Non-Profits	104.2%
	All	99.0%

Oregon Trial Division

Since July 1, 2025, the OTD has taken 189 cases in Multnomah County.

Region	November	December	Total Since 7/1/25
Northwest	33	31	189
Total	33	31	189

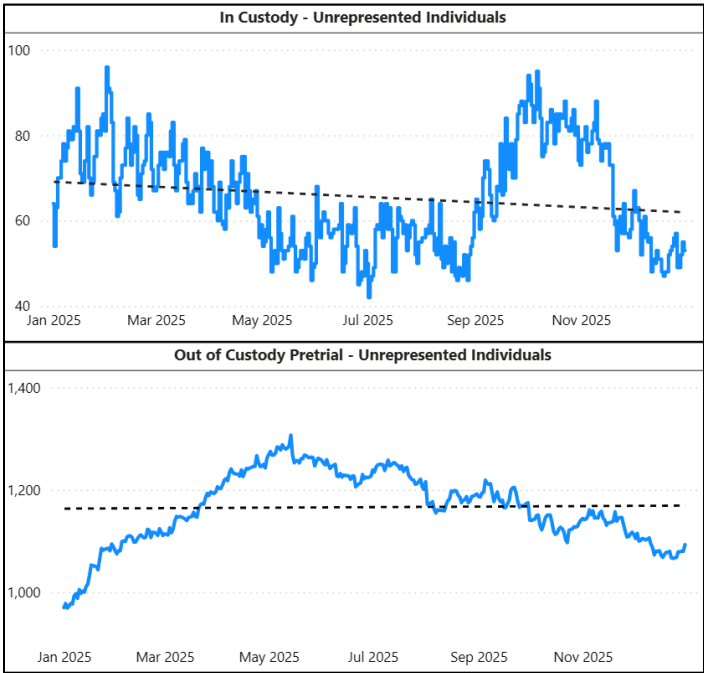
Case Assignments

In December, OPDC assignment coordinators identified counsel for 106 cases, including 47 cases subject to *Betschart*. Below are unrepresented case assignments made by OPDC assignment coordinators in December.

Provider Type	November	December	Total Since 7/1/25
Contractor	12	4	47
Hourly	74	88	543
OTD	25	14	73
Total	111	106	657

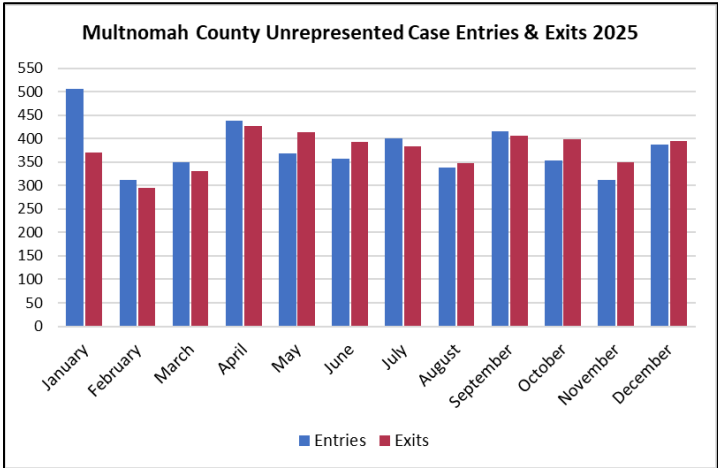
Unrepresented Trend Lines

The total number of unrepresented individuals is 10% higher than December 30, 2024.



Entries and Exits

In the past 12 months in Multnomah County 4,539 cases entered unrepresented status and 4,506 cases exited unrepresented status. The county has seen more exits than entries in 6 of the past 12 months.



WASHINGTON

Unrepresented Numbers

In-custody individuals increased by 6, and out-of-custody pretrial individuals increased by 44, or 12%, during December.

Category	12/31/24	11/30/25	12/31/25
Out-of-Custody	458	368	412
In-Custody	19	13	19
Probation Viol.	43	41	35
Non-Criminal	8	1	0
Total	528	423	466

Providers

Washington County has four attorneys participating in the Enhanced MAC Program with the 2025-27

Provider Type	MAC Utilization
Consortia	124.3%
Non-Profits	92.1%
Other	108.8%
All	101.2%

contracts. In the first month of reporting, contractors took 1,093 cases and are at 101.2% MAC utilization.

Oregon Trial Division

Since July 1, 2025, the OTD has taken 49 cases in Washington County.

Region	November	December	Total Since 7/1/25
Northwest	6	13	47
Central	1	1	2
Total	7	14	49

Case Assignments

In December, OPDC assignment coordinators identified counsel for 108 cases, including 22 cases subject to *Betschart*. Below are unrepresented case assignments made by OPDC assignment coordinators in December.

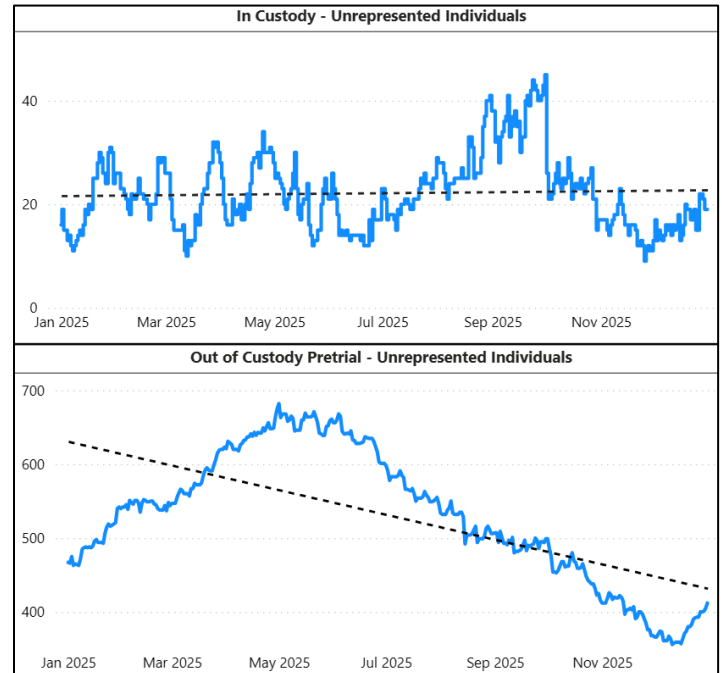
Provider Type	November	December	Total Since 7/1/25
Contractor	8	8	78
Hourly	122	87	586
OTD	4	13	40
Total	134	108	702

Unrepresented Report

December 2025

Unrepresented Trend Lines

The total number of unrepresented individuals is down 12% compared to December 30, 2024.



Entries and Exits

In the past 12 months in Washington County, 3,360 cases entered unrepresented status and 3,518 cases exited unrepresented status. The county has seen more exits than entries in 7 of the past 12 months.

