

Oregon Public Defense Commission

**Caseload
Forecast
Introduction**

Kenneth Sanchagrin, Interim Executive Director
Kenneth.sanchagrin@opdc.state.or.us

December 5, 2025



Caseload Forecasting

- SB 337 (2023) required, for the first time, that a formal population forecast be created forecasting the populations of adults and juveniles eligible for appointed counsel. These requirements are contained in **ORS 151.235**.
 - The forecast is to be issued by the Department of Administrative Services (DAS).
 - OPDC is required to use it in preparing budget requests and for any other purposes determined necessary by the Commission.
 - Similar to other forecasts, DAS is required to issue population forecasts on April 15 and October 15 annually.

Basic Budget Development Timeline†

All actions on this slide occur each **even year** in advance of odd year Legislative Sessions.

Step 1: January

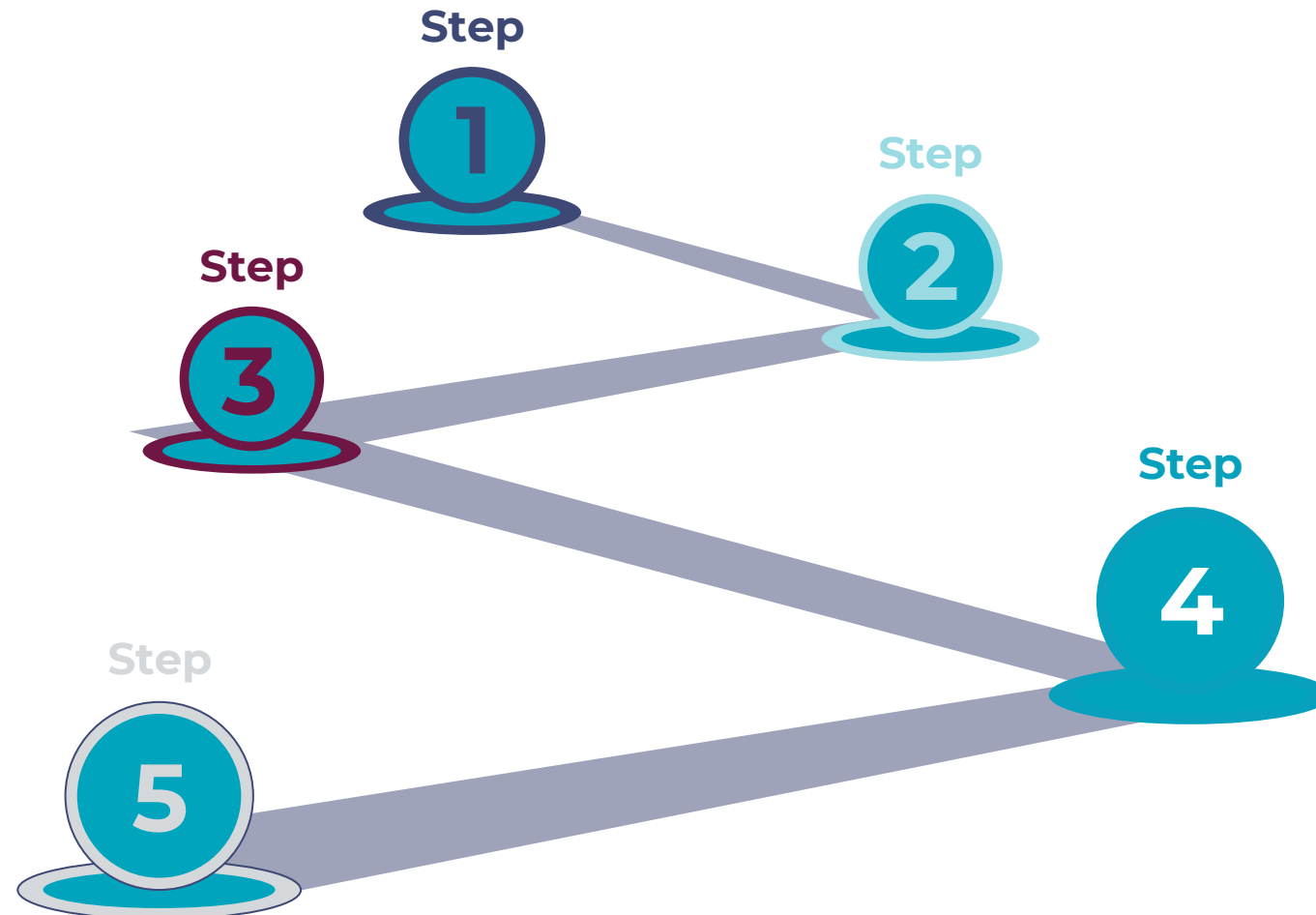
Agency begins high level Agency Request Budget Development (ARB), including initial policy option package ideas.

Step 3: June

Using feedback from CFO, agency refines its Agency Request Budget.

Step 5: December

The Governor's Request Budget is released in advance of Legislative Session (which begins the following month)..



Step 2: May/June

Agency submits its CSL budget, along with preliminary policy option packages (POPs) for CFO Review.

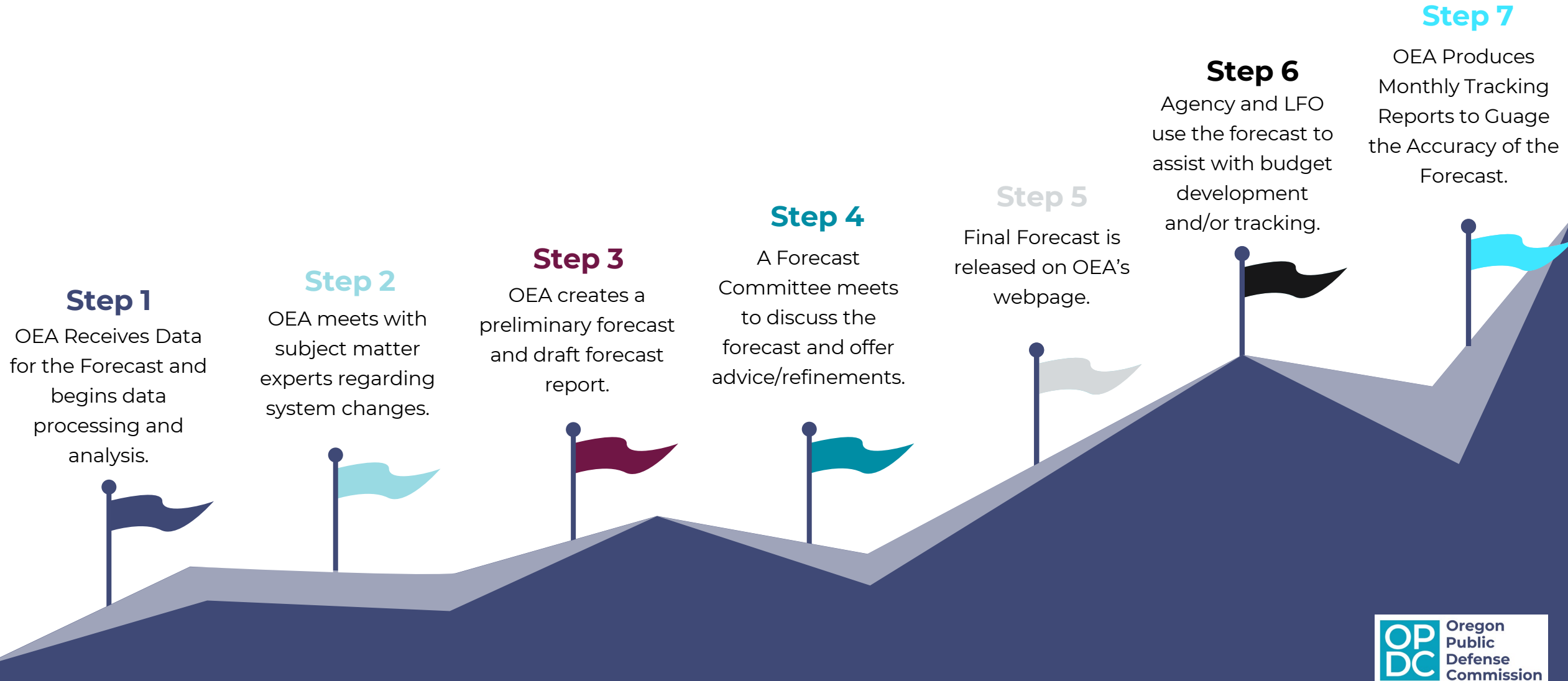
Step 4: August

Agency submits its final Agency Request Budget, along with approved policy option packages to CFO and the Governor.

†Timeline based on previous processes that are subject to change. Exact timing can change biennium to biennium.

Forecast Development Timeline

Generic Timeline for OEA Forecasts (e.g., DOC, OYA)



Monthly Tracking

- Currently, there is no monthly error reporting for the Public Defense Forecast.
- But, there are ongoing discussions (mainly related to data) so that these reports can be developed and distributed in the future.

Office of Economic Analysis¹ – Historical Forecast Error

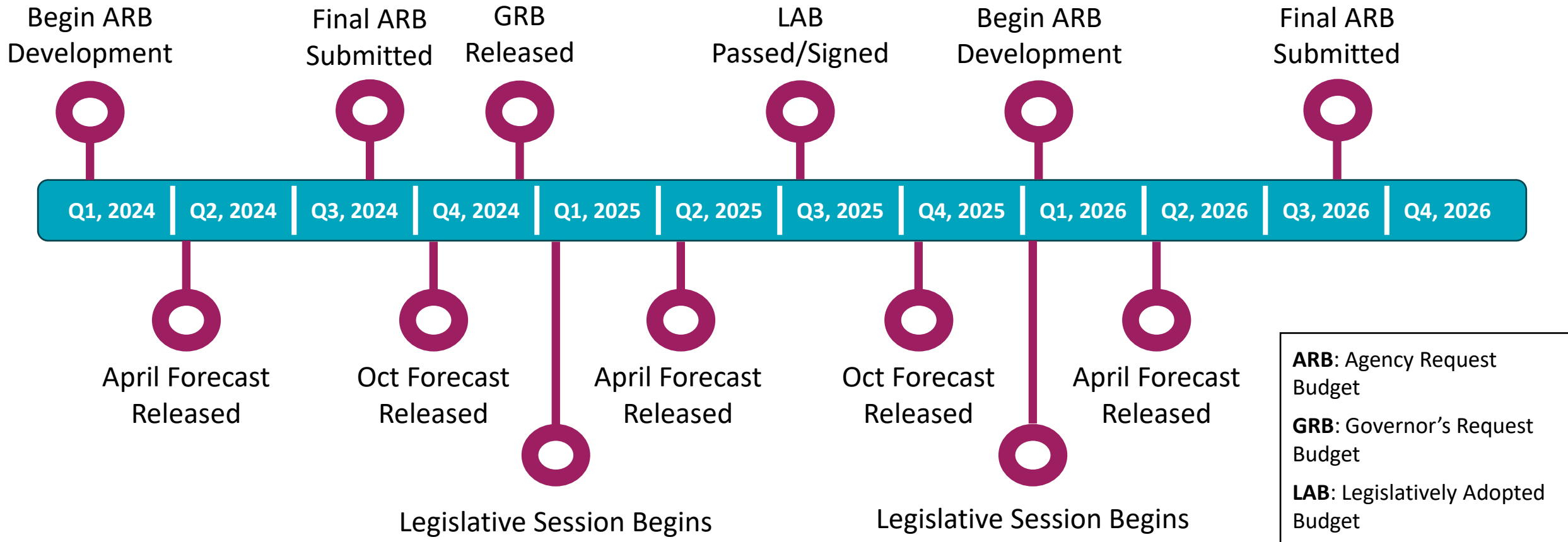
August 2019

This briefing paper looks at the performance of the prison population forecast for the October of odd years beginning with October 1999². For each forecast, we compare the projection for the July 1 population at the end of the respective biennia with the actual population that is realized when that day arrives. This error timeframe is called the inter-biennial error and is chosen due to the many legislative changes that have occurred over the past two decades, including Ballot Measure 57 (2008), House Bill 3508 (2009), Senate Bill 1007 (2010), Ballot Measure 73 (2010), Senate Bill 395 (2011), House Bill 3194 (2013), and HB 3078 (2017). Comparing a forecast made prior to one of these changes to an actual population post hoc produces an over estimate of the baseline methodology's performance error.

Prison Population Forecast Performance					
Comparison Date	Forecast Release	July 1 Actual	July 1 Forecast	Forecast Deviation	Percentage Deviation
7/1/2001	Oct 1999	10,694	10,864	-170	-1.6%
7/1/2003	Oct 2001	12,003	11,563	440	3.8%
7/1/2005	Oct 2003	12,875	13,178	-303	-2.3%
7/1/2007	Oct 2005	13,498	13,657	-159	-1.2%
7/1/2009	Oct 2007	13,926	13,866	60	0.4%
7/1/2011	Oct 2009	14,073	14,352	-279	-1.9%
7/1/2013	Oct 2011	14,577	14,592	-15	-0.1%
7/1/2015	Oct 2013	14,706	14,251	455	3.2%
7/1/2017	Oct 2015	14,742	14,778	-36	-0.2%
7/1/2019	Oct 2017	14,753	14,700	53	0.4%
Average error				5	0.0%
95 percent confidence interval*				265	2.1%
* Equals two standard deviations					

As presented in the above table, the average error over the observed timeframe was five more actual beds than forecast. In percentage terms, this error is statistically indistinguishable from zero and is evidence that the methodology in use exhibits no bias to either a higher or lower extent. If we look at the deviation in the errors in percentage terms and multiply by two, we get a historical 95-percent confidence interval of 2.1 percent. This can be used as a proxy for the expected deviation for future October of odd year forecasts such as that which will be released October 1st, 2019. This report will be published following the end of each biennium going forward.

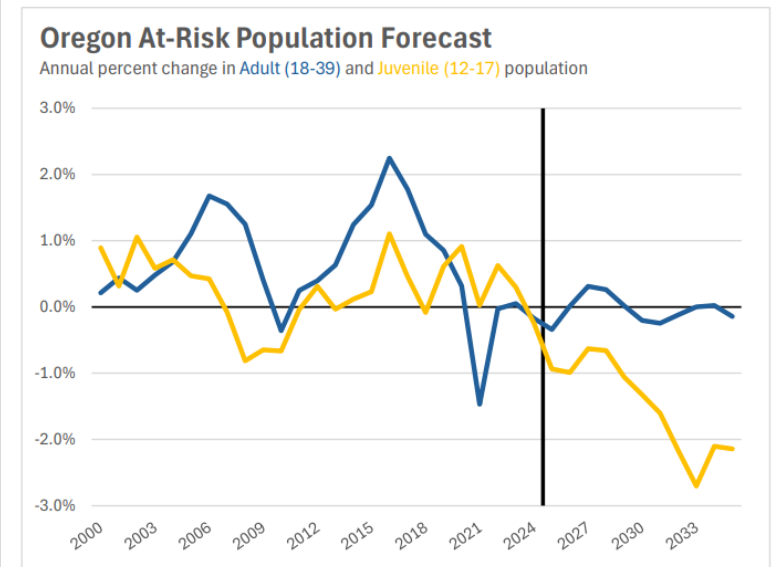
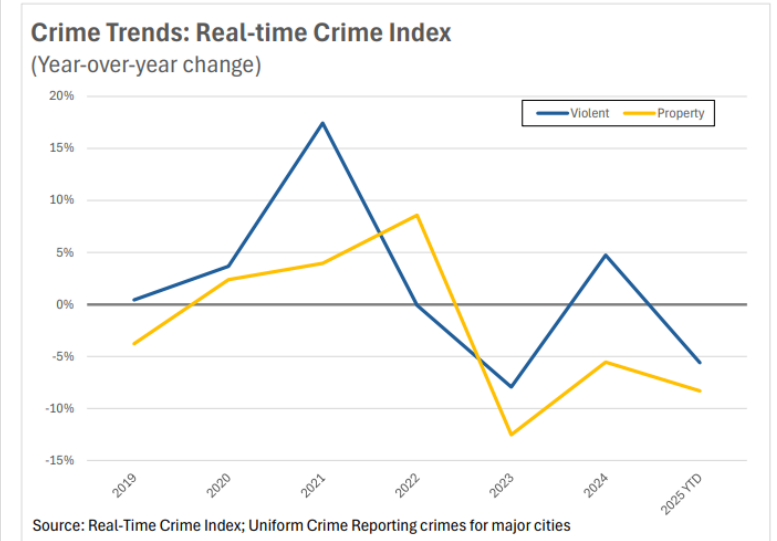
Forecasting & Budget



What is reported?

- A discussion of legislative or policy changes that could impact the forecast.
 - House Bill 4002 (recriminalization)
 - House Bill 2005 (civil commitment)
- Current crime trends based on FBI crime data and Oregon population data.

Chart 2: Descriptors



What is reported?

- Biennial estimates of new cases entering the system eligible for public defense attorneys.

Table 1: Public Defense Forecast Detail

New Cases Eligible for Court-Appointed Counsel
Sept 2025 Forecast

		Biennium			
		2023-25	2025-27	2027-29	2029-31
Adult	Felony	43,643	45,308	46,637	47,503
	Misdemeanors	82,634	95,597	100,319	100,508
	Probation Violation	25,880	27,906	28,576	28,598
	Treatment Court	1,605	1,850	1,902	1,927
	Appellate	3,160	3,516	3,552	3,547
	Post-Conviction Relief	566	572	580	579
	Habeas Corpus	271	370	375	375
	Civil Commitment	4,775	5,453	5,477	5,469
	Total Adults	162,534	180,571	187,418	188,506
Juvenile	Dependency*	17,471	18,890	18,482	18,133
	Delinquency**	5,860	6,140	6,076	6,021
	Probation Violation	4,137	4,118	4,197	4,127
	Treatment Court	306	353	354	348
	Appellate	609	629	617	605
Total Juveniles		28,383	30,130	29,725	29,233
Total New Eligibles		190,917	210,701	217,142	217,739

* Includes Parents and Guardians.

** includes Measure 11, Murder, and All Other

Source: Oregon Judicial Department, Oregon Office of Economic Analysis

What is reported?

- An analysis of the difference between the current forecast and previous forecast.
- This breakdown is provided by case type with additional detail regarding felonies.

Table 2: Eligibility Biennial Summary

Public Defense Forecast - New Eligibles Summary

Difference from previous forecast

		April 2025 Fcst	Sept 2025 Fcst	Change	Percent
Adult	Felony	46,340	45,308	-1,032	-2.2%
	Jessica's Law	222	178	-44	-19.8%
	Murder	285	232	-53	-18.6%
	Measure 11	3,948	3,963	15	0.4%
	Major Felony	7,967	8,192	225	2.8%
	Minor Felony	33,919	32,744	-1,175	-3.5%
	Misdemeanors	93,243	95,597	2,354	2.5%
	Probation Violation	27,343	27,906	563	2.1%
	Treatment Court	1,866	1,850	-16	-0.8%
	Appellate	3,565	3,516	-49	-1.4%
	Post-Conviction Relief	672	572	-100	-14.9%
	Habeas Corpus	210	370	160	76.0%
	Civil Commitment	5,496	5,453	-43	-0.8%
	TOTAL	178,735	180,571	1,836	1.0%
Juvenile		April 2025 Fcst	Sept 2025 Fcst	Change	Percent
	Dependency*	17,726	18,890	1,163	6.6%
	Delinquency**	6,718	6,140	-578	-8.6%
	Probation Violation	4,253	4,118	-135	-3.2%
	Treatment Court	338	353	15	4.4%
	Appellate	683	629	-54	-7.9%
	TOTAL	29,718	30,130	411	1.4%
Total New Eligible Cases		208,453	210,701	372	1.1%

* Includes Parents and Guardians. ** includes Measure 11, Murder, and All Other

What is reported?

- To account for existing caseloads, a caseload forecast is also provided.
- This table combines existing caseloads with the new cases eligible for public defenders.
- This forecast utilizes existing data on average case disposition timelines.

Table 3: Caseload Biennial Summary

Public Defense Forecast - Caseload Forecast Comparison

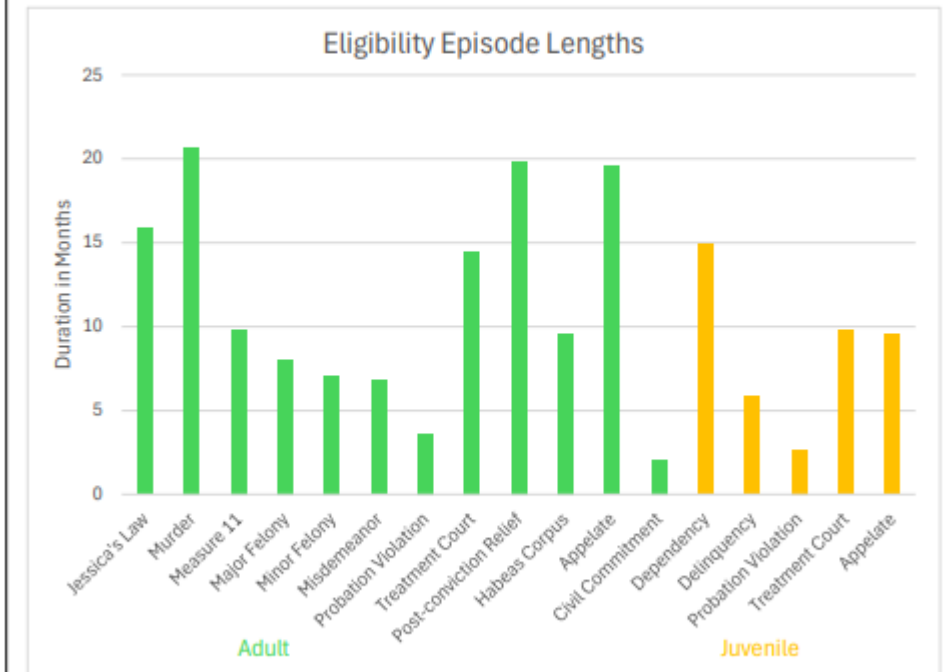
Difference from previous forecast

		April 2025 Fcst	Sept 2025 Fcst	Change	Percent
Adult	Felony	60,810	59,555	-1,255	-2.1%
	Jessica's Law	111	113	2	1.4%
	Murder	589	595	5	0.9%
	Measure 11	6,578	6,432	-145	-2.2%
	Major Felony	11,732	11,465	-267	-2.3%
	Minor Felony	41,800	40,950	-850	-2.0%
	Misdemeanors	116,686	120,710	4,024	3.4%
	Probation Violation	34,182	33,824	-358	-1.0%
	Treatment Court	3,105	2,820	-285	-9.2%
	Appellate	6,912	6,059	-853	-12.3%
	Post-Conviction Relief	1,138	1,292	154	13.5%
	Habeas Corpus	202	388	186	92.1%
	Civil Commitment	5,284	5,543	259	4.9%
	TOTAL	228,319	230,191	1,872	0.8%
Juvenile		April 2025	September 2025	Change	Percent
	Dependency*	28,399	30,020	1,621	5.7%
	Delinquency**	9,114	7,361	-1,753	-19.2%
	Probation Violation	5,123	4,499	-624	-12.2%
	Treatment Court	506	538	32	6.3%
	Appellate	1,147	936	-211	-18.4%
	TOTAL	44,289	43,354	-935	-2.1%
Total Open Caseloads		272,608	273,545	937	0.3%

What is reported?

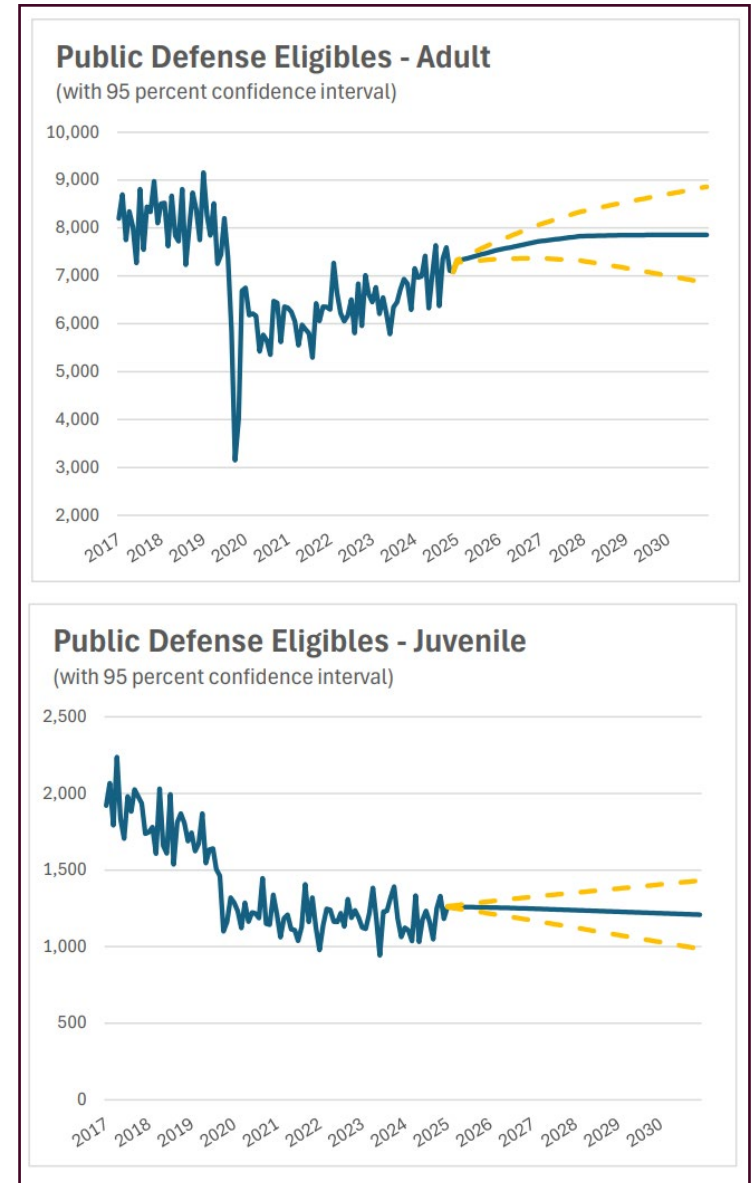
- To account for existing caseloads, a caseload forecast is also provided.
- This table combines existing caseloads with the new cases eligible for public defenders.
- This forecast utilizes existing data on average case disposition timelines.

Chart 1: Episode Lengths



What is reported?

- Graphs showing historical and forecasted trends in new eligibles and caseloads.
- Trend lines also have 95% confidence intervals to show possible margin of error.



Supporting Docs

- Each forecast report is released on OEA's webpage.
- The report itself is accompanied by detailed tables.
- Detailed tables provide data broken down by crime/case type and county.



Public Defense Caseload Forecast

ECONOMIC AND REVENUE FORECASTS

DEMOGRAPHIC FORECAST

CORRECTIONS POPULATION FORECAST

OREGON YOUTH AUTHORITY FORECAST

PUBLIC DEFENSE CASELOAD FORECAST

BALLOT MEASURE 110 SAVINGS

HIGHWAY COST ALLOCATION STUDY

CLEAN FUELS FORECAST

RENT STABILIZATION

OTHER FUNDS REVENUE REPORT

CENSUS AND SURVEY RESULTS

OREGON HOUSING NEEDS ANALYSIS METHODOLOGY

SUBSCRIBE TO THE OEA PUBLICATIONS LISTSERV

The Oregon Public Defense Caseload forecast projects instances of new eligibility for public defense counsel. In addition, open caseloads have been added as of the April 2025 forecast. The forecast is delineated by several categories: adult vs. juvenile; thirteen case types (felony, misdemeanor, civil commitment, dependency, etc.); circuit vs. appellate; county. Monthly counts are available out to the 2025-31 biennium. The county level detail is further disaggregated for adult felony by Jessica's Law, Murder, Measure 11, Major Felony and Minor Felony. Finally, historical lengths of eligibility episodes are available. The report and associated tables are scheduled to be issued twice a year, on April 15 and October 15.

Please contact Michael Kennedy at 971-446-1379 or michael.kennedy@das.oregon.gov or Mitchell D'Sa at 971-718-2516, or mitchell.dsa@das.oregon.gov on matters regarding Public Defense caseload forecasts.

Most Recent Forecast

[October 2025](#)
[October 2025 Monthly Detail Tables](#)
[October 2025 New Eligibles Tables](#)
[October 2025 Open Caseloads Tables](#)
[October 2025 Episode Lengths Tables](#)

[Meeting Presentation](#)

Archived Forecast

[April 2025](#)
[April 2025 Monthly Detail Tables](#)
[April 2025 New Eligibles Tables](#)
[April 2025 Open Caseloads Tables](#)
[April 2025 Episode Lengths Tables](#)

[October 2024](#)
[October 2024 Monthly Detail Tables](#)

[April 2024](#)
[April 2024 Monthly Detail Tables](#)

While there is not a formal advisory committee yet, an informal advisory group comprised of staff from Office of Public Defense Services, the Judicial Department, the DAS Chief Financial Office, the Legislative Fiscal Office and other knowledgeable parties meets prior to the release of the forecast. This is a public meeting.

New Eligibles Breakdown

New Cases Eligible for Court-Appointed Counsel

Oct 2025 Forecast

	Actuals								Forecast					
	FY 2018	FY 2019	FY 2020	FY 2021	FY 2022	FY 2023	FY 2024	FY 2025	FY 2026	FY 2027	FY 2028	FY 2029	FY 2030	FY 2031
Adult														
Felony	28,404	26,445	23,542	21,708	20,909	22,266	21,982	21,661	22,466	22,842	23,188	23,450	23,660	23,843
Misdemeanors	45,877	46,847	38,551	33,438	34,453	36,626	38,187	44,447	46,843	48,754	49,957	50,362	50,311	50,197
Probation Violation	20,976	20,897	17,570	12,728	12,606	13,506	12,587	13,293	13,840	14,066	14,246	14,330	14,315	14,283
Treatment Court			433	692	727	867	829	776	918	932	947	955	961	966
Appellate	1,497	1,859	1,521	1,018	1,408	1,539	1,486	1,674	1,750	1,766	1,775	1,777	1,775	1,771
Post-Conviction Relief	231	236	226	544	247	346	297	269	284	288	290	290	290	289
Habeas Corpus	40	50	122	455	93	114	97	174	184	186	187	188	187	187
Civil Commitment	1,473	1,498	1,827	1,803	1,894	2,122	2,081	2,694	2,724	2,729	2,737	2,740	2,737	2,731
Total Adults	98,498	97,832	83,792	72,386	72,337	77,386	77,546	84,988	89,009	91,562	93,326	94,092	94,237	94,269
Juvenile														
Dependency*	16,347	14,510	12,180	10,426	9,559	8,997	8,784	8,687	9,502	9,387	9,287	9,195	9,108	9,025
Delinquency**	3,570	3,434	3,264	2,194	2,440	2,905	3,145	2,715	3,078	3,063	3,045	3,030	3,017	3,004
Probation Violation	2,803	2,832	2,485	1,734	1,638	1,892	1,993	2,144	2,032	2,086	2,104	2,093	2,073	2,054
Treatment Court			26	71	87	107	137	169	175	178	178	176	175	173
Appellate	377	364	320	368	342	295	313	296	316	313	310	307	304	301
Total Juveniles	23,097	21,140	18,275	14,793	14,066	14,196	14,372	14,011	15,102	15,027	14,924	14,800	14,676	14,557
Total New Eligibles	121,595	118,972	102,067	87,179	86,403	91,582	91,918	98,999	104,111	106,589	108,250	108,892	108,914	108,826

Eligible Case Types by County

Measure 11 Cases by County														
	Fiscal Year													
Court	2018	2019	2020	2021	2022	2023	2024	2025	2026	2027	2028	2029	2030	2031
Baker	7	15	9	7	9	6	5	7	6	6	6	6	6	6
Benton	29	35	31	41	30	31	34	31	33	33	34	34	34	35
Clackamas	88	109	96	109	92	85	71	100	87	88	90	91	91	92
Clatsop	38	32	37	28	24	30	16	21	23	23	23	24	24	24
Columbia	22	17	21	22	28	17	30	24	24	25	25	25	26	26
Coos	40	39	47	39	46	51	26	30	36	37	37	37	38	38
Crook	8	11	11	10	19	18	11	12	14	14	14	14	15	15
Curry	13	9	6	7	8	8	2	3	4	4	4	5	5	5
Deschutes	104	104	93	82	74	59	56	58	59	60	61	61	62	62
Douglas	47	35	48	60	58	47	57	56	54	55	56	57	57	58
Gilliam	1	1	0	1	2	0	0	1	0	0	0	0	0	0
Grant	4	3	2	3	4	2	6	2	3	3	4	4	4	4
Harney	6	6	1	1	0	3	6	2	4	4	4	4	4	4
Hood River	11	10	13	20	14	9	8	8	8	9	9	9	9	9
Jackson	169	124	126	165	193	159	150	142	153	155	158	160	161	162
Jefferson	28	25	17	30	18	17	25	20	21	22	22	22	22	22
Josephine	65	73	72	81	77	75	54	45	59	60	61	61	62	62
Klamath	73	59	66	82	78	69	57	64	64	65	66	67	68	68
Lake	4	7	7	14	10	4	13	10	9	9	10	10	10	10
Lane	150	142	156	203	133	145	150	143	149	151	153	155	157	158
Lincoln	39	50	35	51	53	39	30	42	38	38	39	39	40	40

What are the challenges?

- Because the public defense caseload forecast is new, there are still data concerns that must be addressed.
 - This impacts the forecast itself, and
 - It also impacts tracking between forecasts.
- The timing of the forecast can be an issue in integrating the results into other business of OPDC beyond the budget build.
 - It is likely that OPDC will not be able to rely on the forecast exclusively when responding to local needs.

THANK YOU!

ANY
QUESTIONS?



Oregon Public Defense Commission

Unrepresented Persons Update

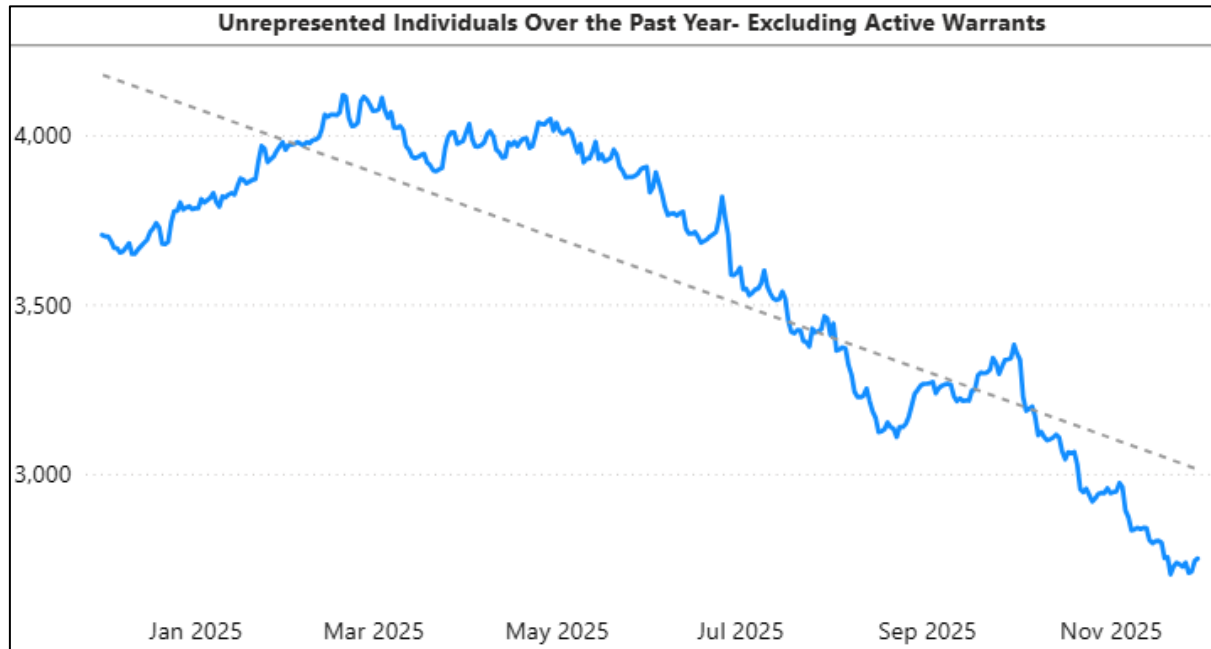
December 5, 2025

Kenneth Sanchagrin, Interim Executive Director
Kenneth.sanchagrin@opdc.state.or.us



Oregon
Public
Defense
Commission

Unrepresented Statewide Trends



**Data Source: OJD's *OPDS Unrepresented* Power BI Dashboard. 11/30/2025.
Excludes Active Warrants.**

1

Down 26% Year Over Year

Unrepresented numbers are down 26% from December 1, 2024.

2

Down 33% From Peak

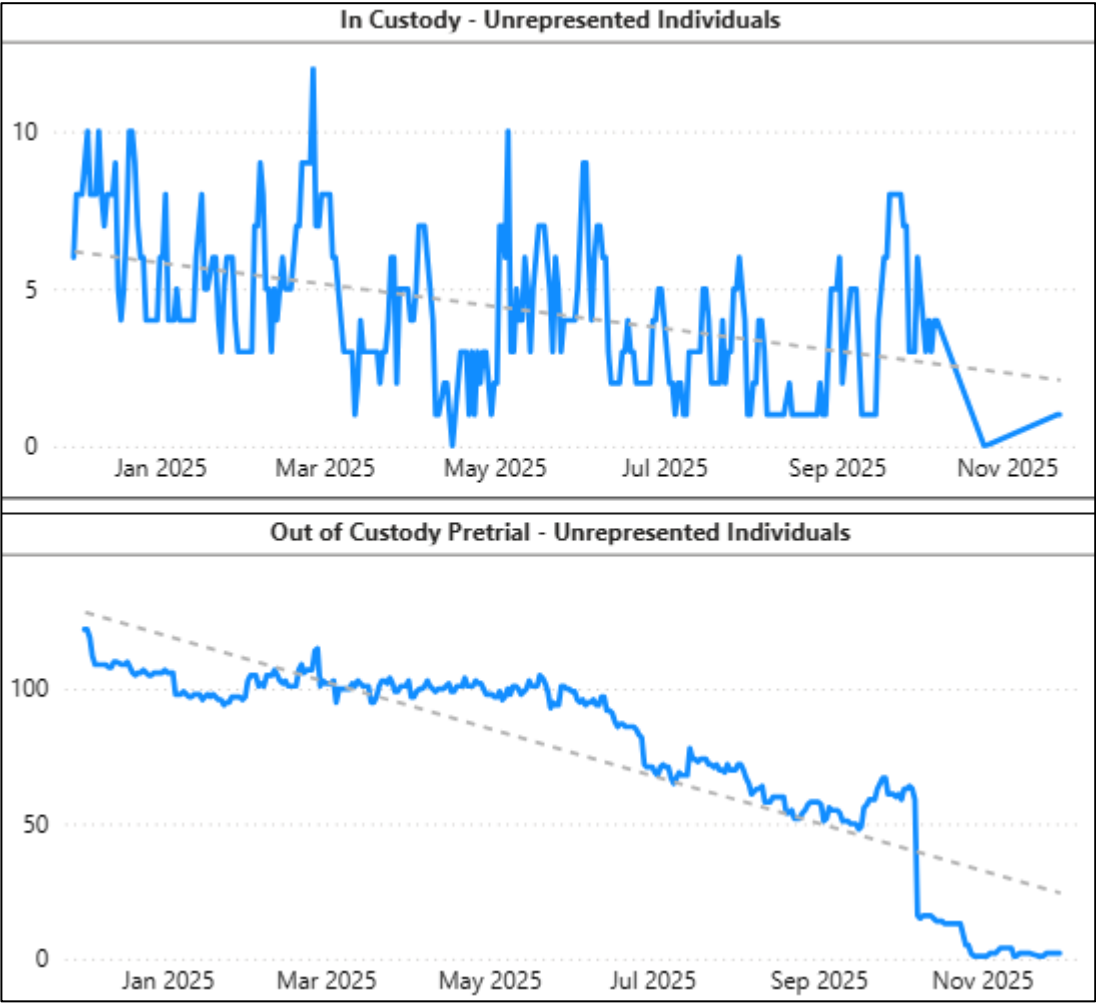
Currently, there are over 2,700 unrepresented individuals, a 33% reduction since the peak in February 2025 of over 4,100 unrepresented.

3

Downward Trend Continues

The downward trend we've seen over the past 6 months has continued with the start of the 25-27 contracts in October.

Coos County



1

Unrepresented Nearly Eliminated

As of Nov. 28, 2025, Coos County reported two out-of-custody and zero in-custody unrepresented individuals.

2

Oregon Trial Division and ERD

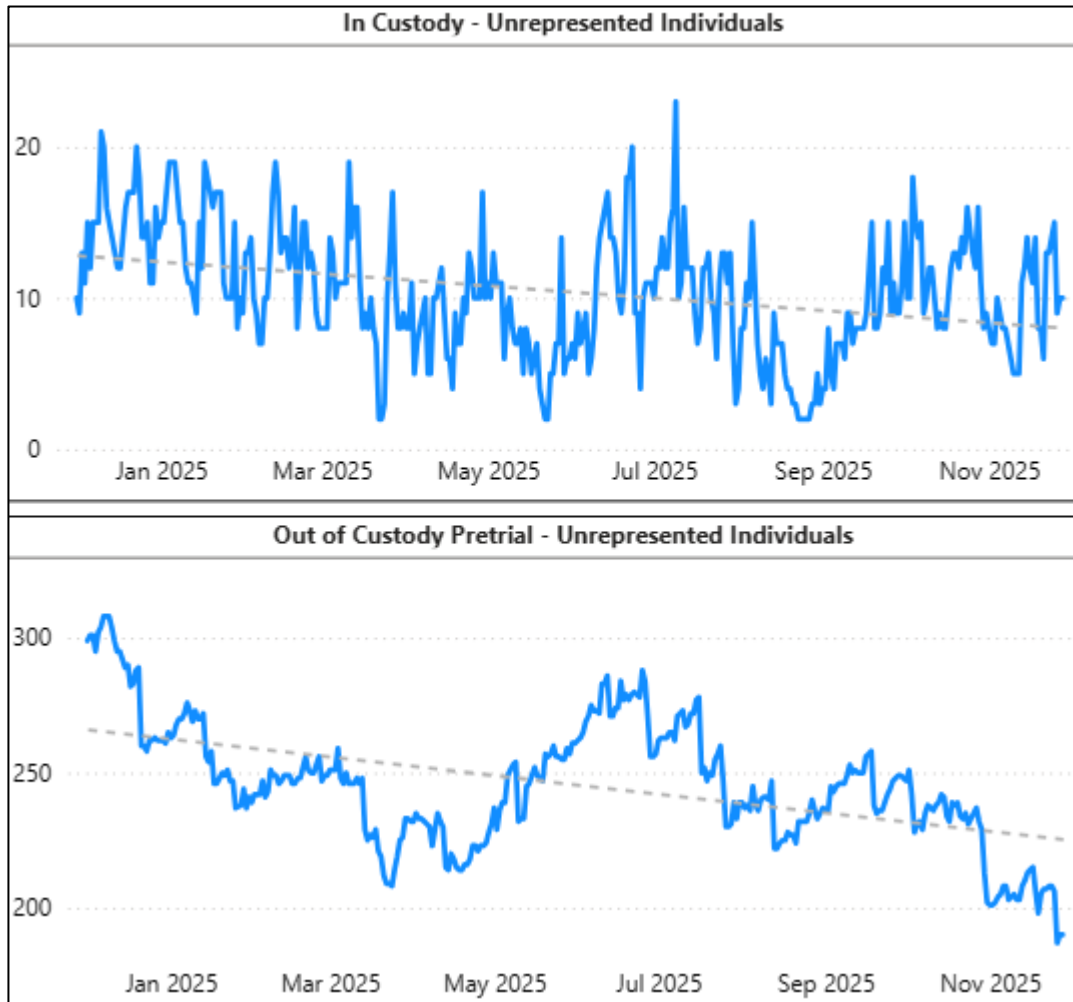
OPDC stationed one OTD attorney in Coos, and they established an Early Resolution Docket (ERD), which helped eliminate the backlog. OTD has taken over 150 cases in the past year.

3

New Provider Added

OPDC has added a second contract provider to Coos for the 25-27 contract.

Douglas County



1

Mixed Progress

Douglas County numbers fluctuate significantly, though there was a sharp decline with the start of the new contracts.

2

New Capacity Added

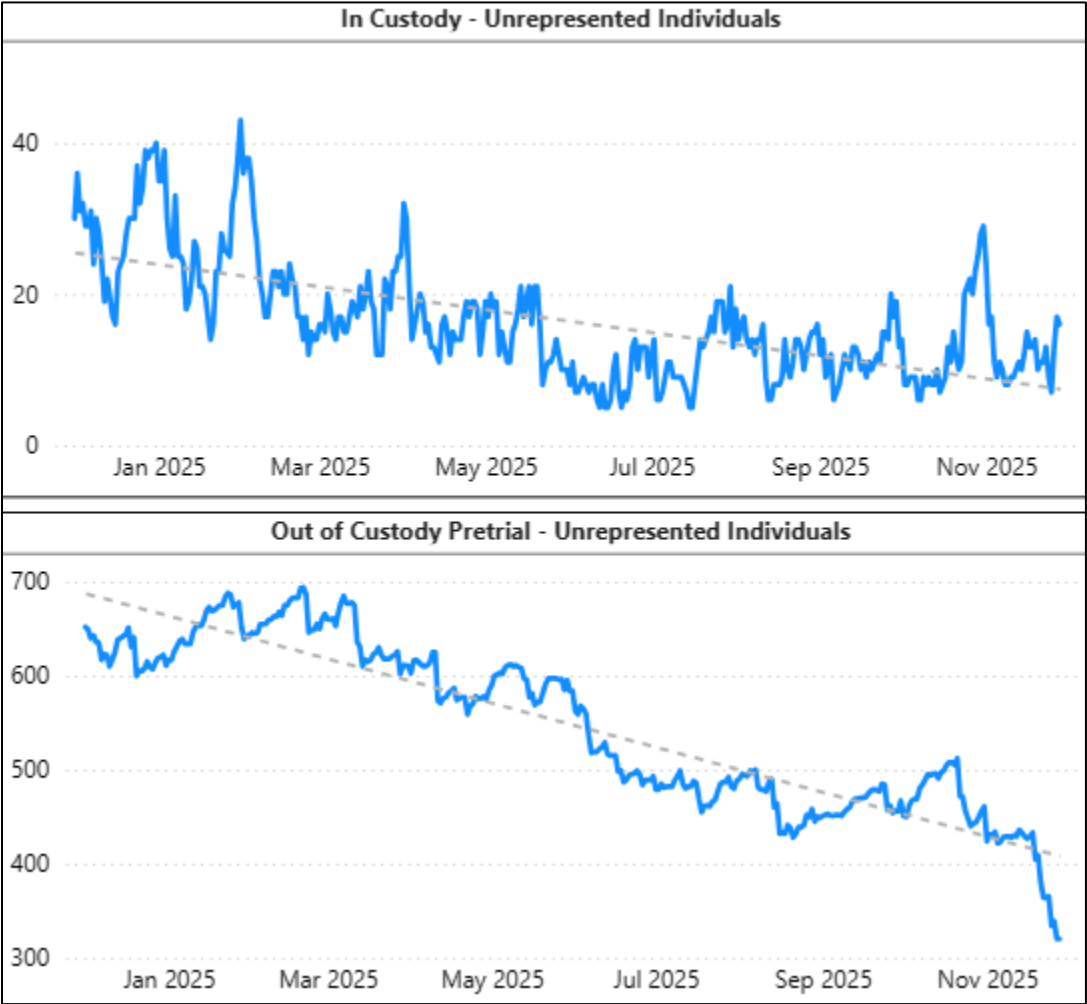
OPDC has added 1.15 MAC to the Douglas County 25-27 contracts. OTD also provides additional capacity whenever possible having taken 85 cases in the past year.

3

Unique Case Assignments

Douglas County has a unique process for assigning cases, rather than assigning cases at arraignment, all cases are put on the unrepresented list and removed by providers.

Jackson County



1

46% Reduction Year Over Year

Jackson County numbers are down 46% compared to December 1, 2024, with out-of-custody individuals decreasing 28% since the start of the new contracts.

2

Oregon Trial Division and EDP

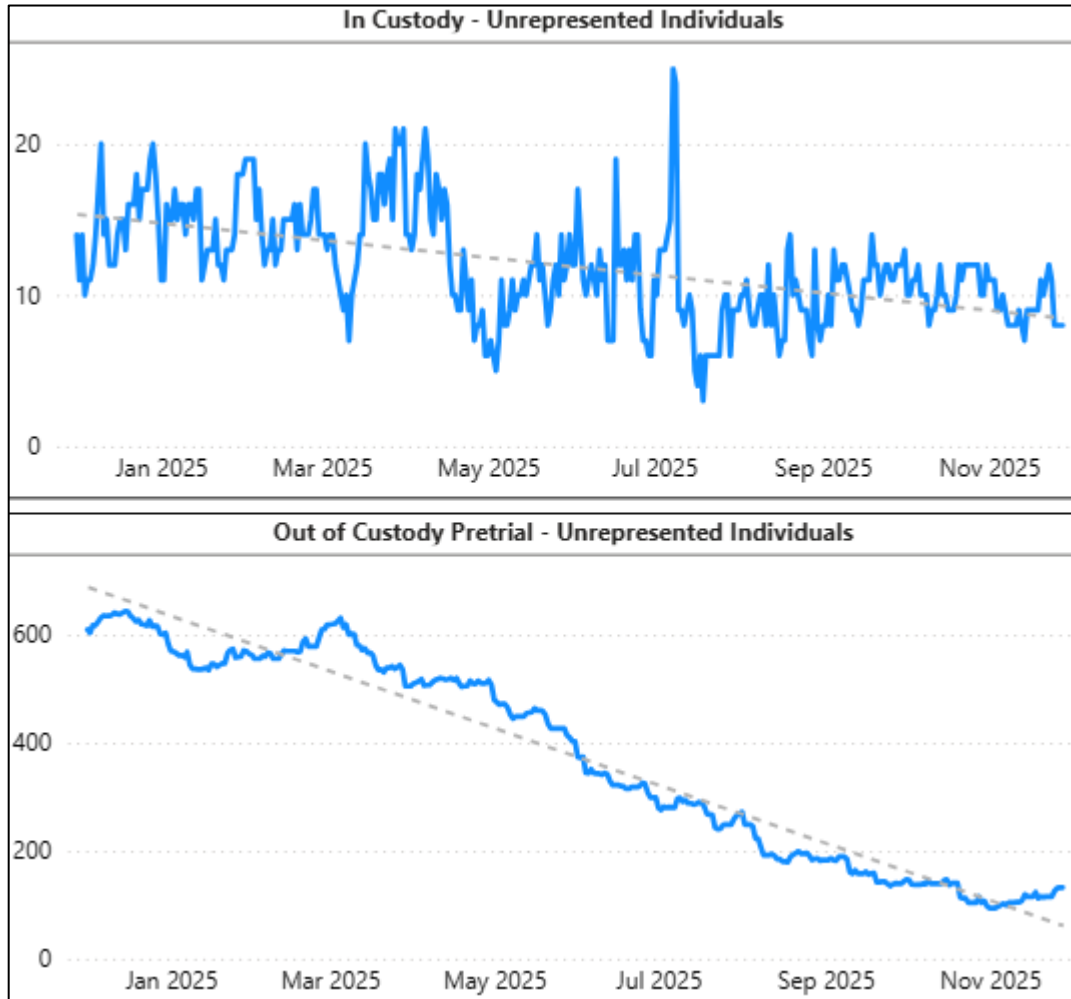
OTD staffs a monthly Early Disposition Program, resulting in the resolution of 160 cases since May 2025. In total OTD has taken over 850 cases in the past year.

3

Enhanced MAC Program

Five Jackson County attorneys are participating in the Enhanced MAC program.

Marion County



1

73% Reduction Year Over Year

Marion County numbers are under 220 total unrepresented persons, which is down 73% compared to Dec 1, 2024.

2

Court Processes and Providers

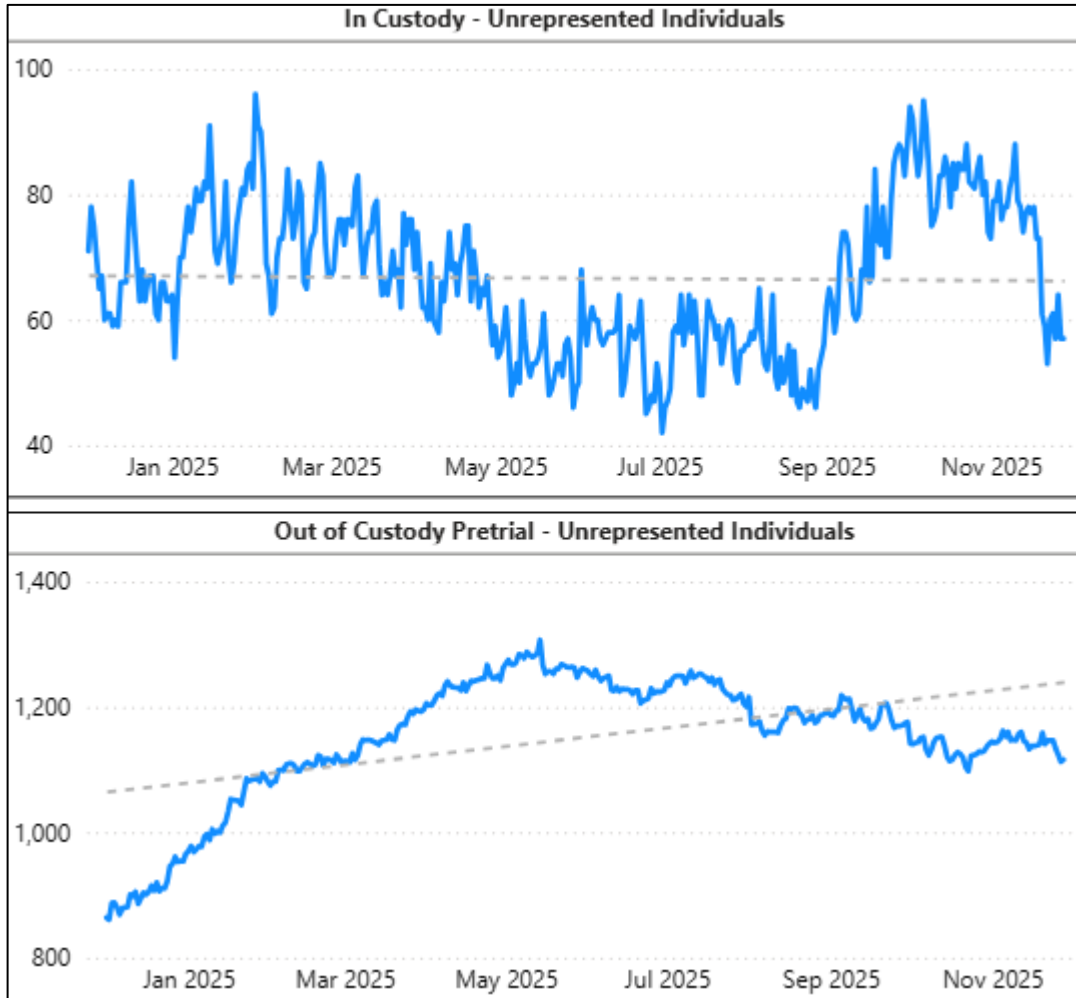
Reductions have been driven by improved coordination between providers and court led efforts to assign cases at arraignment via “attorney of the day” model.

3

Oregon Trial Division and ERD

OTD provides additional capacity, having taken over 540 cases in the past year, which reduces the need for courts to preserve MAC. OTD has also staffed a new early resolution docket since October 2025.

Multnomah County



1

34% Decrease in Past 2 Months

Multnomah County has experienced a 34% reduction in the number of in-custody individuals since the start of the new contracts after seeing a steady increase in September 2025.

2

Early Resolution Docket

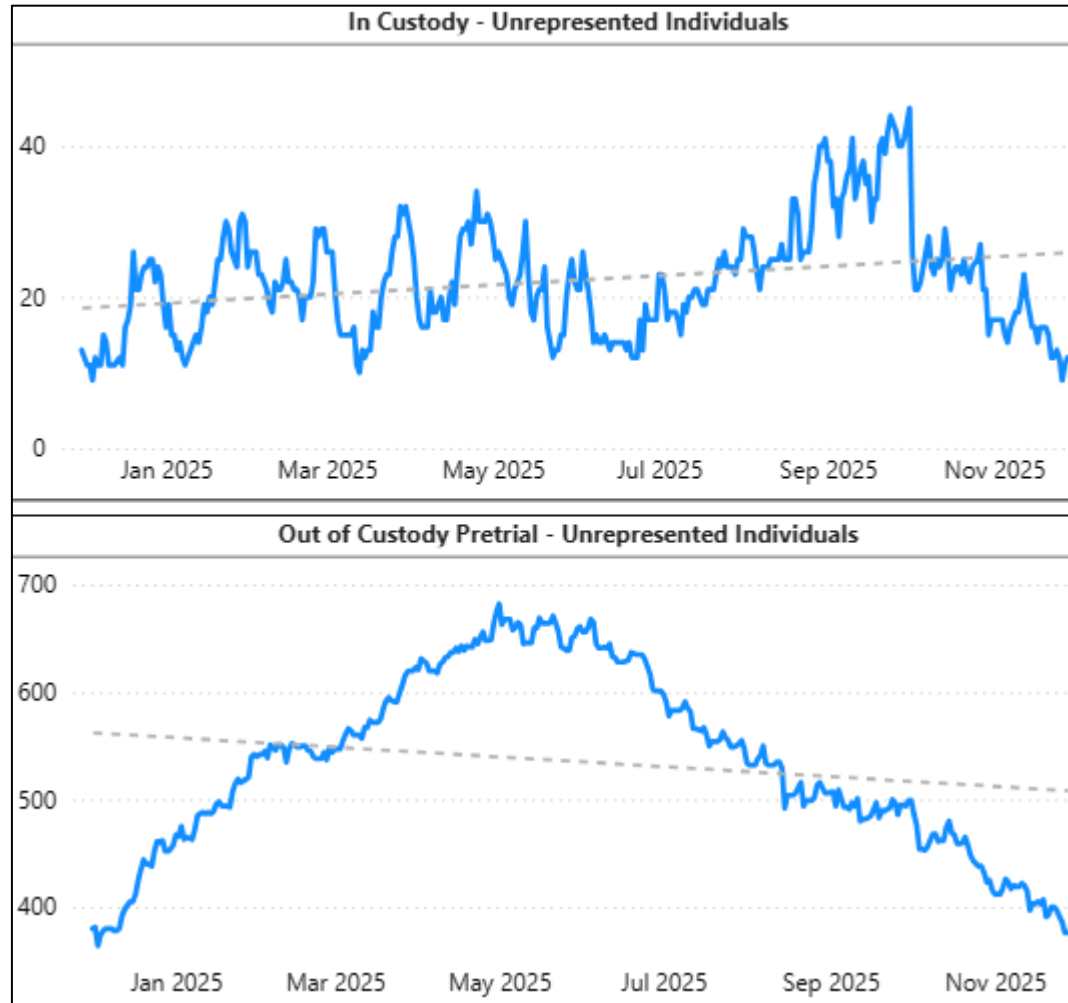
After a successful pilot in August, OPDC is working with the DA to establish a consistent ERD.

3

Increased Provider Capacity

The 25-27 contracts increased provider MAC, including 3 Enhanced MAC participants, with newly licensed lawyers joining in December 2025.

Washington County



1

43% Decrease in Past 6 Months

Washington County numbers peaked at 738 individuals in May 2025 and have decreased by 43% since then. In-custody individuals have decreased by 76% since the start of new contracts.

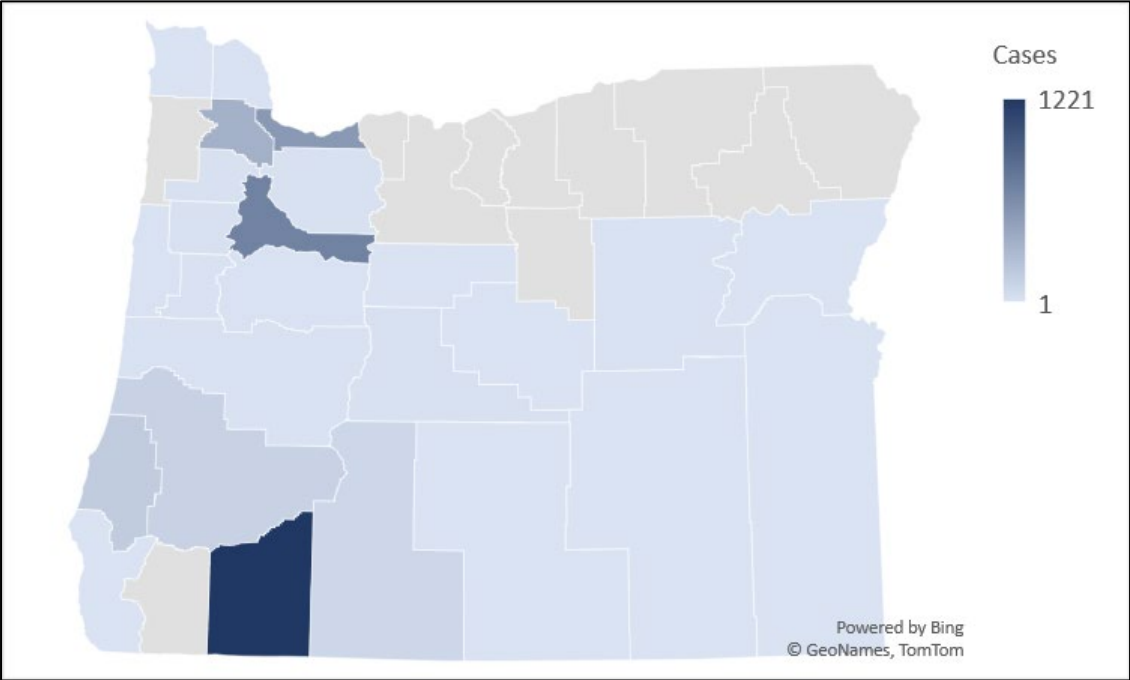
2

Increased Provider Capacity

The 25-27 contracts increased provider MAC, including 4 Enhanced MAC, with newly licensed lawyers joining in December 2025.

Oregon Trial Division

Since opening in December 2023, OTD has handled 3,283 cases,



Oregon Trial Division case density by county.

1

Unrepresented Impact

OTD has removed 2,471 cases from the unrepresented list, including 622 Betschart cases. The charts show the location and case types taken.

2

Early Resolution Docket

OTD has partnered with district attorneys and courts in Multnomah, Marion, Coos, and Jackson counties to pilot or create early resolution dockets (ERD) for defendants with low-level charges.

3

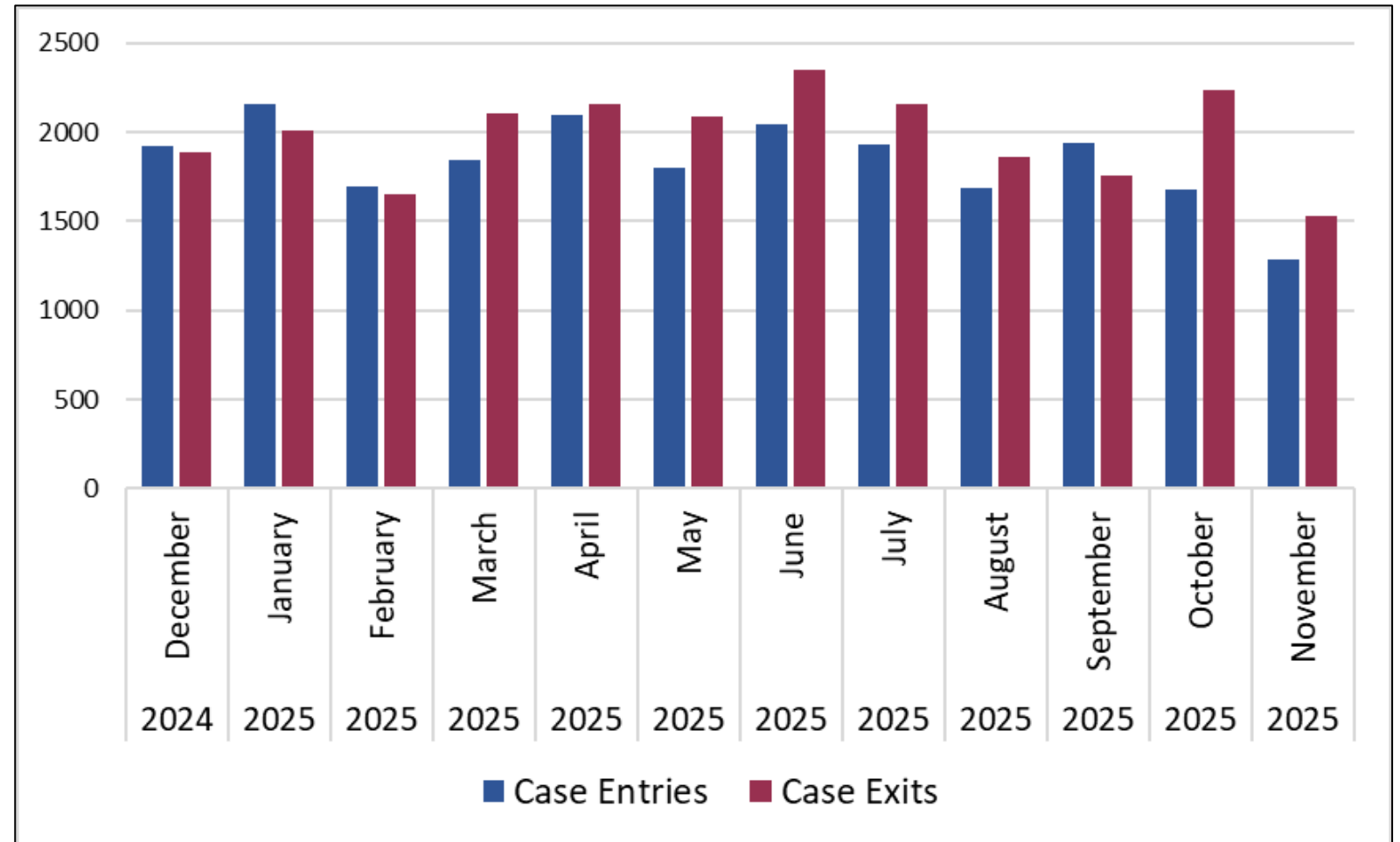
104% MAC

OTD follows the MAC standard, calculated in the same manner as contractor MAC. Combined, the division is at 103.6% MAC utilization as of 11/28/25.

Unrepresented Case Entries & Exits

The number of cases exiting the unrepresented list surpassed the number of cases entering between March and August.

As a result of the 25-27 contracts starting, October and November saw a larger number of cases exiting the list compared to other months.



Thank You



Oregon Public Defense Commission

Director's Report

December 5, 2025

Kenneth Sanchagrin, Interim Executive Director

Kenneth.sanchagrin@opdc.state.or.us



**Oregon
Public
Defense
Commission**

Director's Report

Upcoming Meetings

Governance Subcommittee Meetings - 2026

- December 8th meeting has been cancelled
- Monthly recurrence on the second Monday of each month from 2:30 to 4:00pm

Commission Workgroup Meetings - 2026

- First meeting of 2026: Thursday, January 8th, 5:00 to 6:30pm
- Monthly recurrence on the first Thursday of each month from 5:00 to 6:30pm
- Workgroup meetings are optional, but we must achieve quorum to hold them.

January Commission Meeting

- Wednesday, January 21, 2026, 9:00am to 2:00pm
- Virtual

Updates

Financial Case Management System

OPDC 12-Month Plan Update

Employee Survey Results

OPDC 12-Month Plan

115% Caseload Program

OPDC 12-Month Plan

Table 7. Participants in the Exceed Caseload Program by County

County	Participants	Additional MAC
Clackamas	18	2.10
Jackson	5	0.65
Klamath	8	1.10
Malheur	1	0.15
Multnomah	3	0.45
Statewide	1	0.15
Washington	4	0.35
Total	40	4.95

Contract Policy Adjustments

- Attorney withdrawals
- Partial Weighting for Second/ Subsequent Attorneys
- Reduced Caseloads for First Year Attorneys

Table 8. Participants in the Reduced MAC Program as of 10/31/25		
County	Participants	MAC Reduction
Clackamas	3	0.99
Grant/Harney	1	0.34
Lane	2	0.50
Marion	3	0.79
Multnomah	2	0.66
Union	1	0.29
Total	12	3.57

Law School Clinics

Table 9. Law School Clinic Reporting for the 2024-2025 Academic Year Cases				
Law School	# Students	Cases		Partner Organization
		Opened	Closed	
Lewis & Clark	15	281	208	Multnomah Public Defender
University of Oregon	10	67	45	Multnomah Defenders, Inc.
University of Oregon	17	78	72	Public Defender Services of Lane County
Willamette Univ	20	109	69	Marion County Public Defender
Total	62	535	394	

Special Resolution Dockets - Coos

12-Month Plan

Table 10. Case Outcome Data for the Coos County Early Resolution Docket

Case Outcomes	May	June	July	Aug	Sep	Oct	Total
Cases on the Docket‡	20	28	17	19	20	23	127
<i>Removed from Unrepresented List</i>							
Resolved	9	12	6	7	7	8	49
<i>Not Removed from Unrepresented List</i>							
Failed to Appear	3	13	7	6	5	7	41
Set Over‡	6	1	3	3	3	2	18
Declined Plea	2	2	0	3	4	6	17
Total	11	16	10	12	12	15	76

‡ Cases set over in one week remain on the ERD docket into the weeks that follow. Some cases, therefore, may be counted twice.

Special Resolution Dockets - Jackson

Table 11. Case Outcome Data for Jackson County EDP		
EDP Outcome	Number	Percent
Assigned Atty	39	24.2%
Resolved	108	67.1%
Failed to Appear	14	8.7%
Total	161	100%

Special Resolution Dockets - Marion

Table 12. Case Outcome Data for the Marion County Early Resolution Docket

Case Outcomes	2-Oct	9-Oct	16-Oct	23-Oct	30-Oct	Total
Cases on Docket‡	20	20	22	20	24	106
<i>Removed from Unrepresented List</i>						
Resolved	6	8	4	10	8	36
Declined Plea†	6	3	6	1	6	22
Total	12	11	10	11	14	58
<i>Not Removed from Unrepresented List</i>						
Failed to Appear	5	4	5	5	4	23
Set Over‡	0	3	6	1	6	16
Other/Removed	3	2	1	1	2	9
Total	8	9	12	7	12	48

† Cases involving defendants who decline plea offers are assigned counsel.

‡ Cases set over in one week remain on the ERD docket into the weeks that follow.
In some cases, therefore, may be counted twice.

Special Resolution Dockets - Multnomah

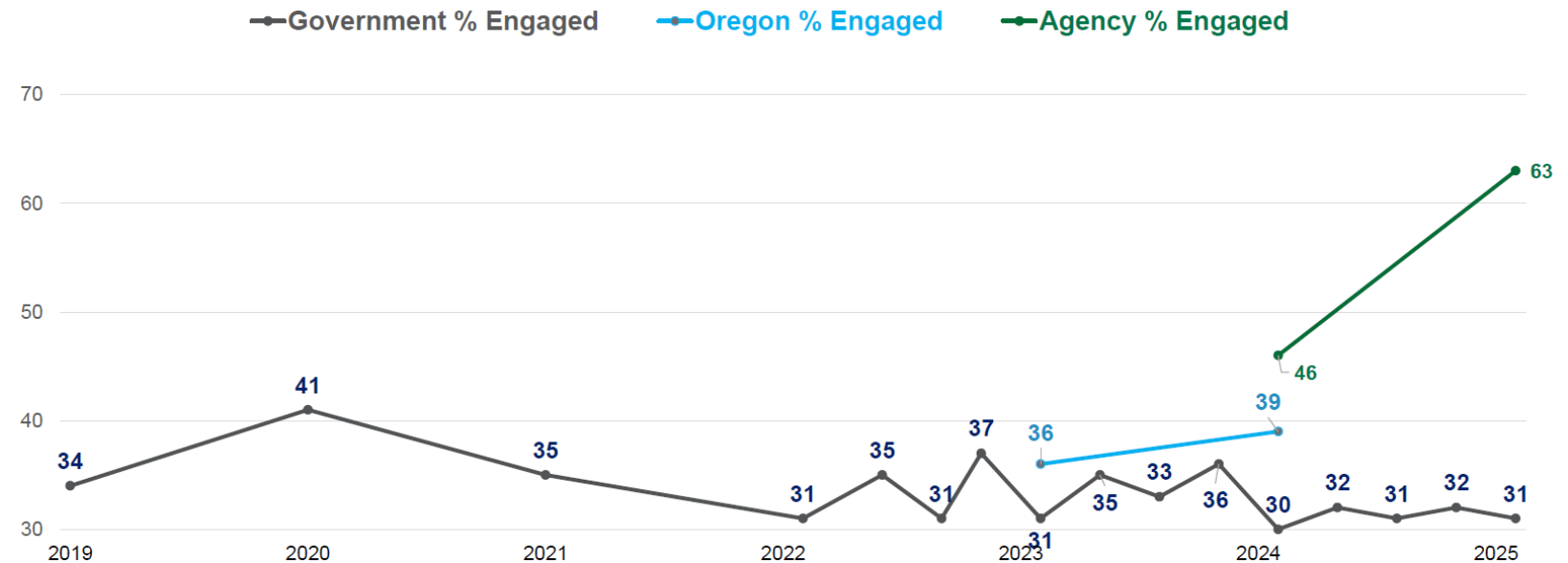
- 41 C-Felony cases were included in the “pilot day” for this docket.
- Defendants were out of custody and waiting for an attorney appointment; defendants did not have a history of FTA.
- On 8/27, 19 cases were resolved, with an additional 11 cases resolved in the weeks that followed.

Employee Survey Results

Employee Survey Results

- Annually, each Executive Branch Agency is expected to survey its employees.
- Gallup performs this work across the enterprise and asks the same core questions for all agencies so that comparisons can be made across state government.
- Overall, OPDC saw a substantial rise in employee satisfaction in 2025 compared to 2024.

Employee Engagement is a Snapshot in Time



WF Q1 2025, U.S. Employees MOE: varies by item. Refer to Margin of Error slide for further details.

Copyright © 2025 Gallup, Inc. All rights reserved.

GALLUP

Employee Survey Results

More Detail ...

- Here are the specific questions asked to all state agencies.
- Items with statistically significant increases are denoted in bold with an up or down arrow.
- Percentile comparisons are also included.

Percentile Range in Gallup Database:

	1 st –24 th	25 th –49 th	50 th –74 th	75 th –89 th	≥90 th
ELEMENT PERCENTILES					n Size = 135
	MEAN	MEAN Δ	Workgroup Level - Government - Local (City/County/State) P'TILE		
Q00 Overall Satisfaction	4.08	+0.32 ▲	<div><div></div></div>		71 st
Q12 Learn and Grow	4.18	+0.37 ▲	<div><div></div></div>		60 th
Q11 Progress	4.20	+0.56 ▲	<div><div></div></div>		68 th
Q10 Best Friend	3.65	+0.40 ▲	<div><div></div></div>		69 th
Q09 Committed to Quality	4.38	+0.15	<div><div></div></div>		73 rd
Q08 Mission/Purpose	4.50	+0.22 ▲	<div><div></div></div>		84 th
Q07 Opinions Count	4.12	+0.36 ▲	<div><div></div></div>		73 rd
Q06 Development	4.16	+0.38 ▲	<div><div></div></div>		65 th
Q05 Cares About Me	4.49	+0.25 ▲	<div><div></div></div>		65 th
Q04 Recognition	3.96	+0.41 ▲	<div><div></div></div>		72 nd
Q03 Opportunity to do Best	4.12	+0.16	<div><div></div></div>		60 th
Q02 Materials and Equipment	4.11	+0.04	<div><div></div></div>		51 st
Q01 Know What's Expected	4.40	+0.23 ▲	<div><div></div></div>		58 th

Thank you



Oregon Public Defense Commission

Budget Presentation

Period ending – October 31, 2025

December 5, 2025

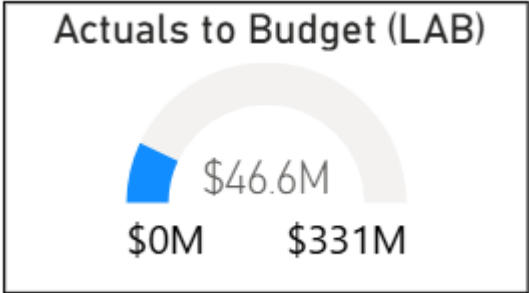
Kenneth Sanchagrin, Executive Director
Kenneth.Sanchagrin@opdc.state.or.us

Ralph Amador, Chief Financial Officer
Ralph.H.Amador@opdc.state.or.us



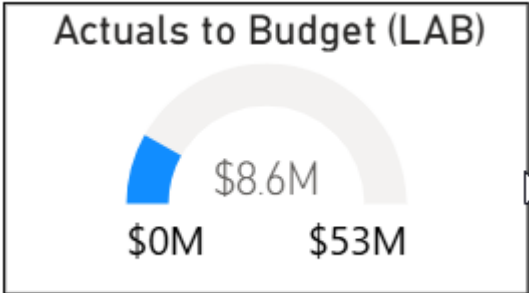
Criminal

Budget	330,688,123
Spent	46,551,645
Planned	265,504,245
Remaining	18,632,233



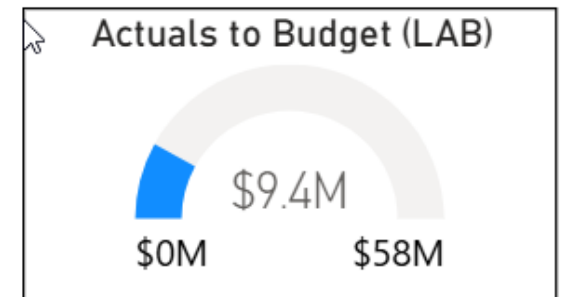
Juvenile

Budget	52,810,615
Spent	8,645,301
Planned	46,601,400
Remaining	(2,436,086)



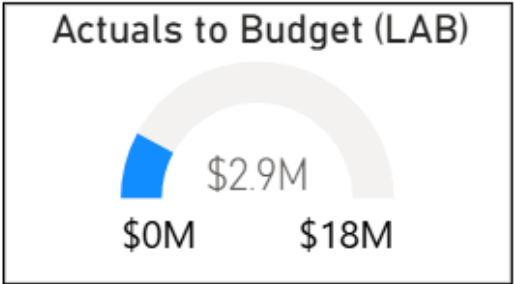
Parent Child Representation Program

Budget	58,422,417
Spent	9,404,072
Planned	47,571,127
Remaining	1,447,218



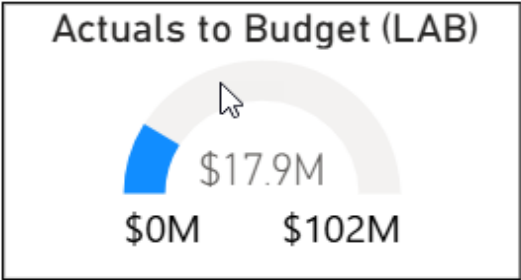
Trial Representation Division

Budget	18,090,808
Spent	2,859,888
Planned	17,693,107
Remaining	(2,462,187)



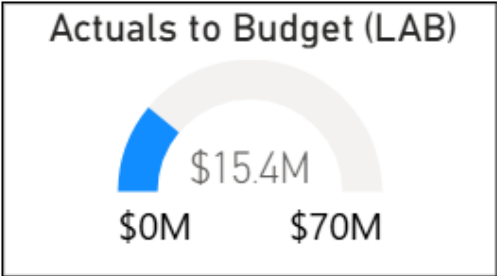
Preauthorized Expense

Budget	102,459,670
Spent	17,915,549
Planned	83,247,952
Remaining	1,296,169



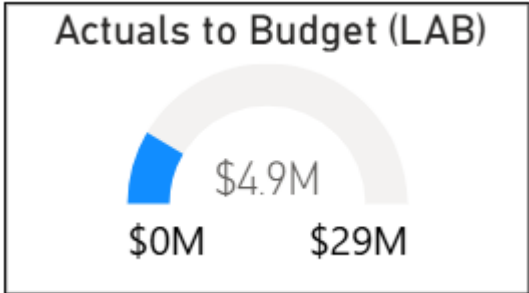
Court Mandated Expense

Budget		69,942,027
Spent		15,428,325
Planned		47,607,526
Remaining		6,906,176



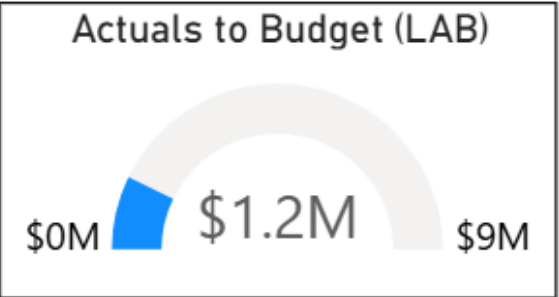
Appellate Division

Budget	28,826,029
Spent	4,902,759
Planned	25,820,892
Remaining	(1,897,622)



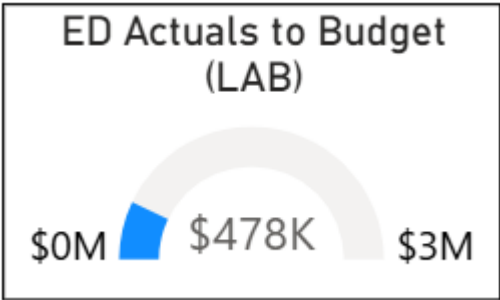
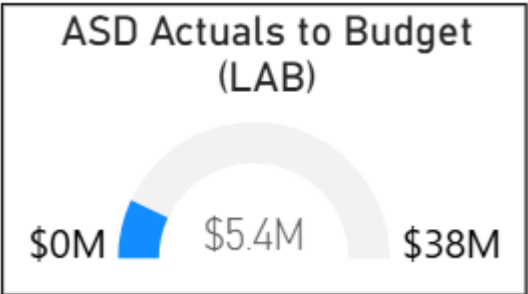
Compliance, Audit, and Performance Division

Budget	8,645,518
Spent	1,271,005
Planned	8,412,641
Remaining	(1,038,128)



Administrative & Executive Divisions

Budget	27,821,813
Spent	5,836,612
Planned	27,061,040
Remaining	(5,075,839)

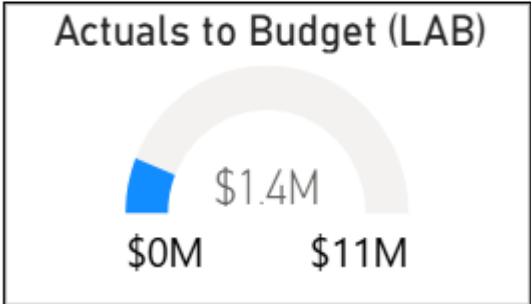


Financial Case Management System

Budget	16,307,223
Spent	-
Planned	16,307,223
Remaining	-

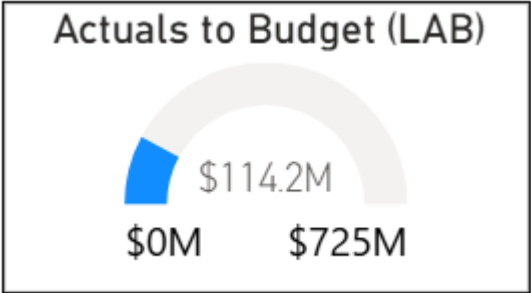
Special Programs, Contracts, Distributions

Budget	11,414,014
Spent	1,378,603
Planned	10,035,411
Remaining	-



Oregon Public Defense Commission

Budget		725,428,257
Spent		114,193,759
Planned		595,862,564
Remaining		15,371,934



Agency Overview

SCR	Appropriation	Funding Purpose:	Original Budget Total Appropriation	Unscheduled Appropriation	Available Appropriation	October 2025 Expenditures	Planned Expenditures	Appropriation Variance
	General Funds							
100	Executive Division	Main Appn	\$ 3,356,449		\$ 3,356,449	\$ 477,977	\$ 3,027,374	\$ (148,902)
200	Compliance, Audit, and Performance Division	Main Appn	\$ 8,645,518		\$ 8,645,518	\$ 1,271,005	\$ 8,412,641	\$ (1,038,128)
300	Appellate Division	Main Appn	\$ 28,826,029		\$ 28,826,029	\$ 4,902,759	\$ 25,820,892	\$ (1,897,622)
400	Adult Trial Division	Main Appn	\$ 329,576,667	\$ (16,500,000)	\$ 313,076,667	\$ 46,551,645	\$ 265,504,245	\$ 1,020,777
400	Adult Trial Division	Civil Commitment	\$ 1,111,456		\$ 1,111,456	\$ -	\$ -	\$ 1,111,456
415	Juvenile Trial Division	Main Appn	\$ 45,417,129	\$ (2,300,000)	\$ 43,117,129	\$ 7,723,618	\$ 40,129,597	\$ (4,736,086)
425	Preauthorized Expenses Division	Standard-Main Appn	\$ 94,115,182		\$ 94,115,182	\$ 13,871,311	\$ 78,947,702	\$ 2,333,526
425	Preauthorized Expenses Division	THIP	\$ 7,307,131		\$ 7,307,131	\$ 4,044,238	\$ 3,262,893	\$ -
450	Court Mandated Expenses Division	Standard-Main Appn	\$ 52,272,158		\$ 52,272,158	\$ 7,041,136	\$ 35,272,221	\$ 12,057,062
450	Court Mandated Expenses Division	THIP	\$ 11,121,931		\$ 11,121,931	\$ 8,076,537	\$ 6,098,004	\$ (3,052,610)
475	Trial Representation Division	Main Appn	\$ 18,090,808	\$ (1,000,000)	\$ 17,090,808	\$ 2,859,888	\$ 17,693,107	\$ (3,462,187)
500	Parent Child Representation Program	Main Appn	\$ 46,737,940	\$ (2,300,000)	\$ 44,437,940	\$ 8,275,176	\$ 37,015,546	\$ (852,782)
600	Administrative Services Division	Main Appn	\$ 23,771,498		\$ 23,771,498	\$ 5,358,635	\$ 24,033,666	\$ (5,620,803)
600	Administrative Services Division	FCMS	\$ 693,866		\$ 693,866	\$ -	\$ -	\$ 693,866
700	Special Programs, Contracts and Distributions Division	Guardianship	\$ 1,627,594		\$ 1,627,594	\$ 205,243	\$ 1,422,351	\$ -
700	Special Programs, Contracts and Distributions Division	County Discovery	\$ 6,348,960		\$ 6,348,960	\$ 671,241	\$ 5,677,719	\$ -
700	Special Programs, Contracts and Distributions Division	Law School Program	\$ 3,437,460		\$ 3,437,460	\$ 502,119	\$ 2,935,341	\$ -
800	Debt Service	Capital Debt Service	\$ 2,392,223		\$ 2,392,223	\$ -	\$ 2,392,223	\$ -
	Total General Funds		\$ 684,849,999	\$ (22,100,000)	\$ 662,749,999	\$ 111,832,528	\$ 557,645,522	\$ (3,592,433)
	Other Funds							
415	Juvenile Trial Division	Title IV-E	\$ 7,393,486	\$ -	\$ 7,393,486	\$ 921,683	\$ 6,471,803	\$ -
425	Preauthorized Expenses Division	Title IV-E	\$ 1,037,357	\$ -	\$ 1,037,357	\$ -	\$ 1,037,357	\$ -
450	Court Mandated Expenses Division	ACP	\$ 4,449,677	\$ -	\$ 4,449,677	\$ 310,652	\$ 4,139,040	\$ (15)
450	Court Mandated Expenses Division	Title IV-E	\$ 2,098,261	\$ -	\$ 2,098,261	\$ -	\$ 2,098,261	\$ -
500	Parent Child Representation Program	Title IV-E	\$ 11,684,477	\$ -	\$ 11,684,477	\$ 1,128,896	\$ 10,555,581	\$ -
600	Administrative Services Division	FCMS	\$ 13,769,781	\$ -	\$ 13,769,781	\$ -	\$ 13,769,781	\$ -
600	Administrative Services Division	FCMS	\$ 145,219	\$ -	\$ 145,219	\$ -	\$ 145,219	\$ -
	Total Other Funds		\$ 40,578,258	\$ -	\$ 40,578,258	\$ 2,361,231	\$ 38,217,042	\$ (15)
	Total All Funds		\$ 725,428,257	\$ (22,100,000)	\$ 703,328,257	\$ 114,193,759	\$ 595,862,564	\$ (3,592,448)

Thank you



Oregon Public Defense Commission

Proposed Changes to OPDC Key Performance Measures

Kenneth Sanchagrin, Interim Executive Director
Kenneth.sanchagrin@opdc.state.or.us

December 5, 2025



Current KPMs

1

Appellate Case Processing

Median number of days to file an opening brief.

2

Customer Service

Percent of customers rating their satisfaction with the agency as “good” or “excellent.”

Best Practices for Boards or Commissions

Percent of total best practices met by the Commission.

3

Parent Child Representation Program (PCRP)

Percent of PCRP attorneys who report spending 1/3 of their time with clients.

4

Proposed Additional KPMs

5

Eligible Individuals
Receive Timely
Appointed Counsel

8

Timely Processing of
Pre- Authorized Expense
(PAE) Requests

6

Hire and Retain State
Trial Level Attorneys

9

Policies, Procedures,
Standards, and
Guidelines Align with
Agency Priorities

7

Timely Processing of
Accounts Payable (AP)
Invoices


10

Contractors Meet or
Exceed Performance
Expectations

Each KPM is being developed considering
(i) *measurement*, (ii) *source*, and
(iii) *alignment*.

KPM 5

Eligible individuals receive timely appointed counsel.



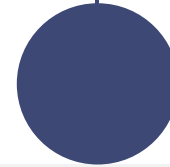
“Timely” means within 7 days.

Only applies to the first attorney assignment.

Warrants cases excluded.

Cross county cases counted as unrepresented, even if counsel is assigned on another case.

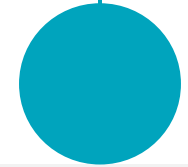
Measurement



OPDC Six-Year Plan to reduce the public defender deficiency.

OPDC 12-Month Unrepresented Crisis Plan

Source




Goal 1: End the Unrepresented Persons Crisis

Goal 3: Cultivate Operational Excellence

Alignment

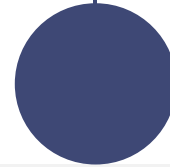
KPM 6

Hire and retain state-level trial attorneys.



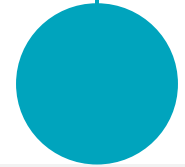
Looks at full-time equivalent (FTE), not Maximum Attorney Caseload (MAC).

Measurement



Senate Bill 337 (2023)

Source



Goal 1: End the Unrepresented Persons Crisis

Alignment

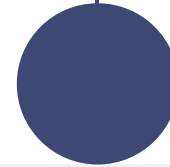
KPM 7

Timely
processing of
Accounts
Payable (AP)
invoices



Percent of invoices
reviewed, and
payments processed
within forty-five (45)
days of receipt.

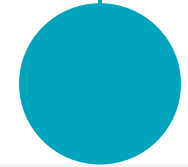
Measurement



SB 337 (2023)
Oregon Accounting
Manual (OAM)

Department of
Administrative
Services (DAS)
Standards

Source




Goal 2: Improve
Provider
Relationships

Goal 3: Cultivate
Operational
Excellence

Alignment

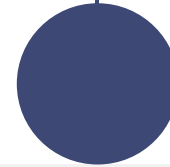
KPM 8

Timely processing of pre-authorized expense (PAE) requests.



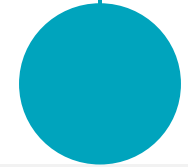
All PAE requests are reviewed and processed for payment within five (5) days of receipt.

Measurement



SB 337 (2023)
Oregon Accounting Manual (OAM)
Department of Administrative Services (DAS) Standards

Source



Goal 2: Improve Provider Relationships

Goal 3: Cultivate Operational Excellence

Alignment

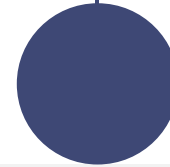
KPM 9

Policies, procedures, standards, and guidelines align with agency priorities.



The agency develops documentation which supports the current priorities.

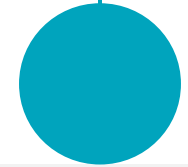
Measurement



SB 337 directs OPDC to establish policies around performance standards, process improvement, and transparency.

Agency Remediation Plan addresses the need to update policies and procedures to align with the Executive Branch.

Source



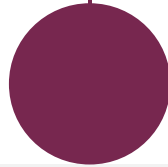
Goal 3: Cultivate Operational Excellence

Goal 4: Finalize Integration with the Executive Branch

Alignment

KPM 10

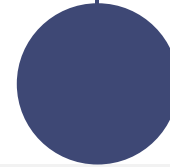
Contractors
meet or
exceed
performance
expectations.



Applies only to
provider contracts,
not to all OPDC
contracts.

Staff working to
determine how to
apply this standard
across different
contract types.

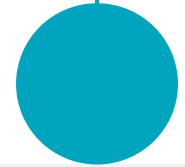
Measurement



2025 SB 5031 Budget
Note calls for a
report of any
providers not
meeting ninety (90)
percent of
expectations.

2025-2027 contracts
stipulate that
providers with a
fifteen(15) percent
performance
variance are subject
to review.

Source

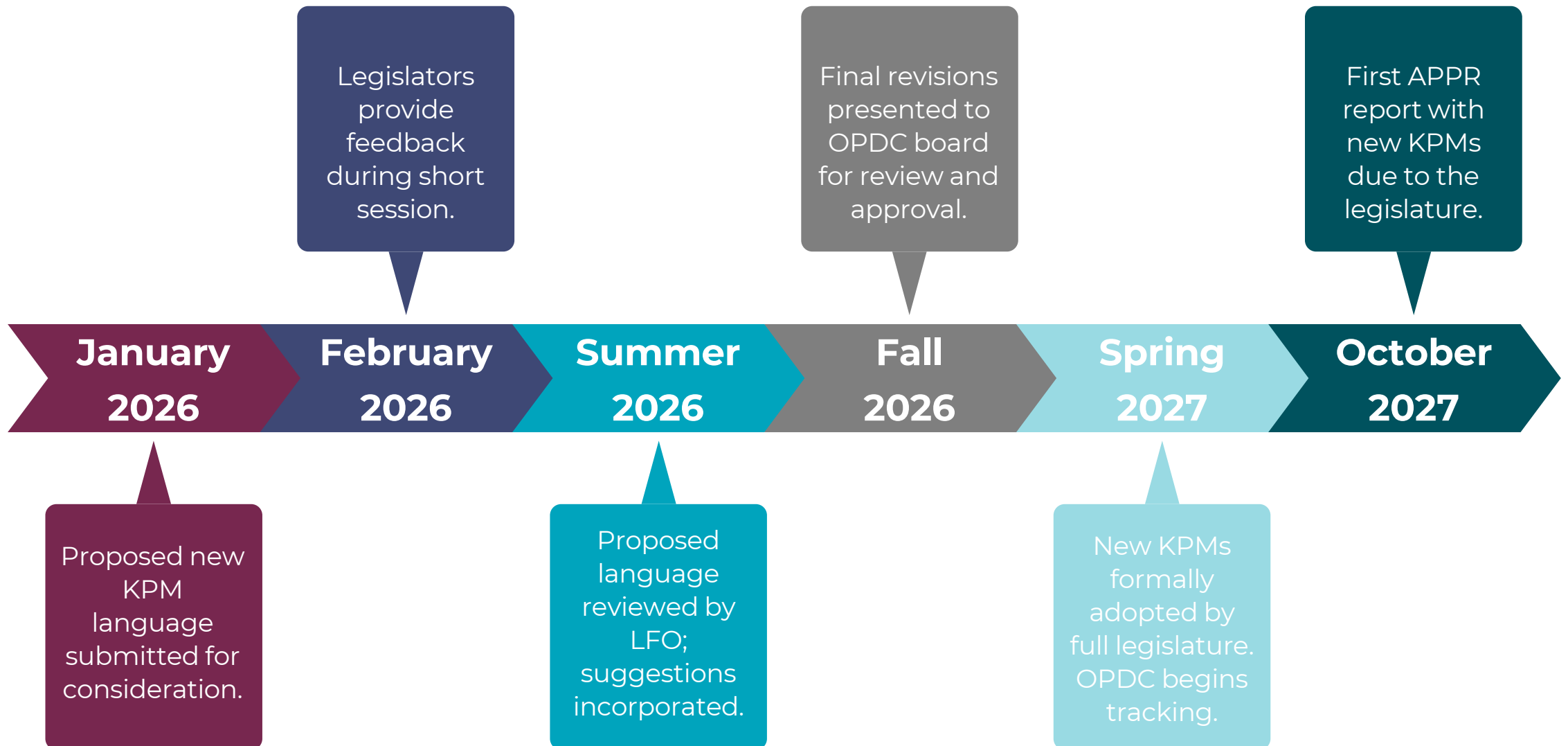


Goal 1: End the
Unrepresented
Persons Crisis

Goal 3: Cultivate
Operational
Excellence

Alignment

Next Steps



Thank You



Oregon Public Defense Commission

Status and Comprehensive Reports

Lisa Taylor
Government Relations Manager

December 5, 2025



Overview

1

Reports

Report topics and deadlines.

2

Changes

Edits made based on Chair feedback.

3

Discussion

Commission discussion and approval.

Reports

Comprehensive Report III

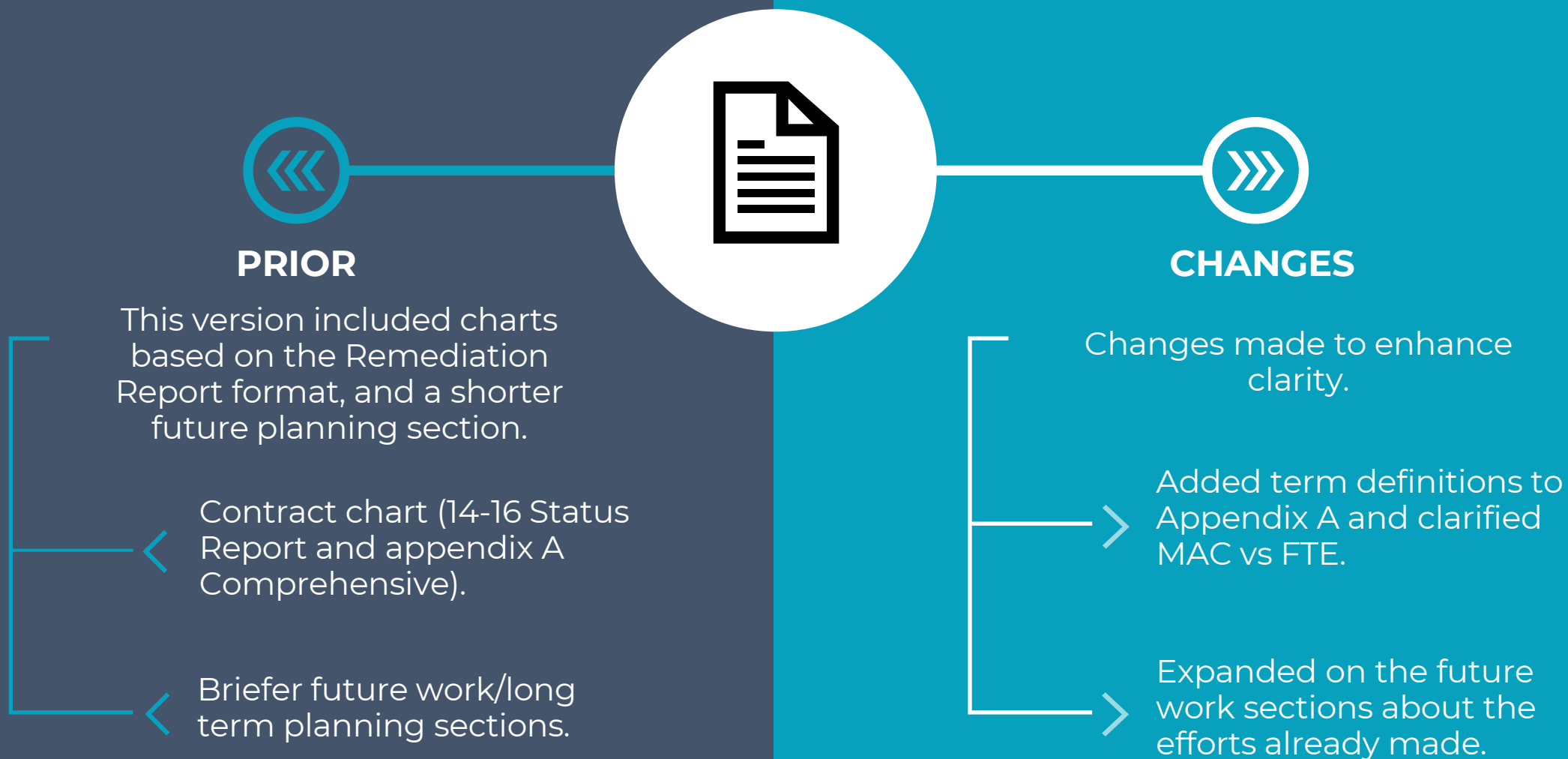
- Required by SB 337;
- Due to the Judiciary Committee, executive summary sent to all Legislators;
- Topics required:
 - (i) financial projections tied to anticipated workload,
 - (ii) the Commission's proposed delivery model for providing public defense services,
 - (iii) training and supervision requirements,
 - (iv) steps taken by the agency to establish a reasonable hourly rate for appointed counsel, and
 - (v) actions taken to strengthen oversight and enforce statewide objective standards for the provision of public defense.

Status Report

- Required by HB 5031 Budget Note;
- Due to the Joint Interim Ways and Means;
- Topics required:
 - (i) Unrepresented persons update, including the implementation of the 12-month plan;
 - (ii) The Commission's efforts to restructure agency operations, as well as its intermediate- and long-term planning efforts;
 - (iii) Information on changes to service delivery models, by provider type, forecasted versus actual caseloads, cost factors, including cost per case;
 - (iv) Biennial financial forecast.

Changes Made

Edits made based on Chair input, additional minor editing and formatting not included.



Discussion