

The logo consists of three concentric circles. The outermost circle is light blue, the middle one is a darker blue, and the innermost one is a very dark blue. The text is centered within the innermost circle.

**Oregon Public
Defense
Commission**

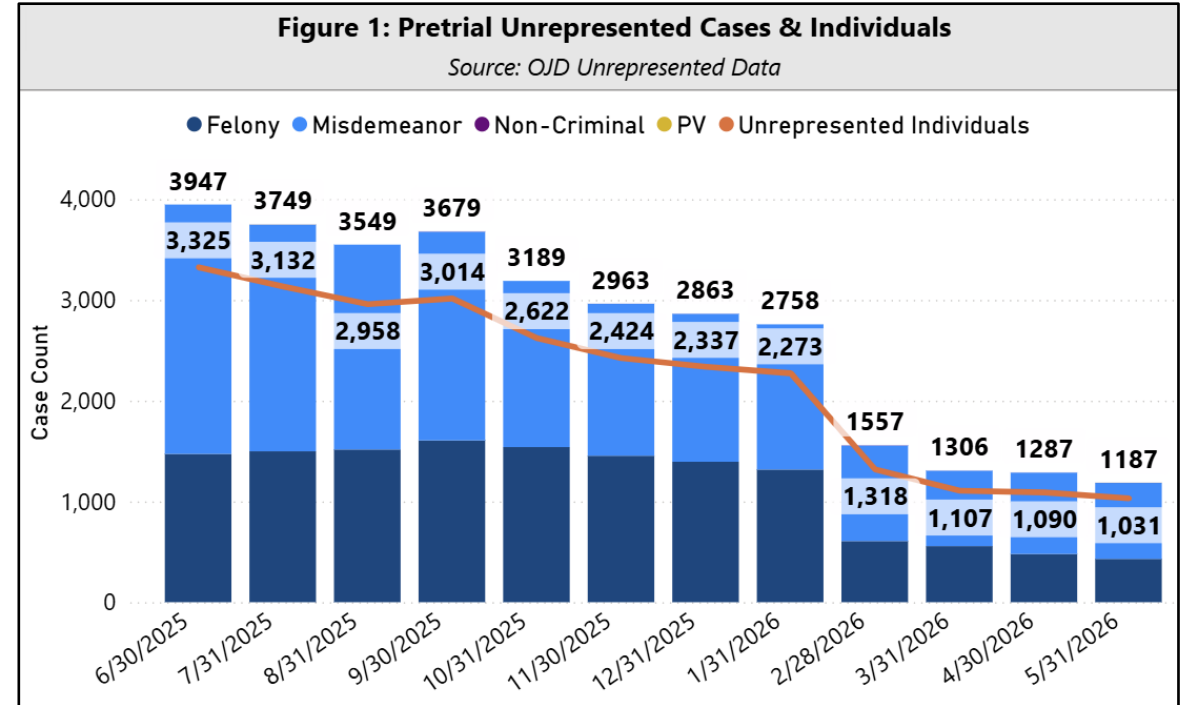
Director's Report

Kenneth Sanchagrin, Executive Director

June 11, 2026

Primary Takeaways – May 2026

- As of May 31, there were 1,122 unrepresented individuals statewide, a decrease of 83 (or 6.9%) since the end of April.
- More cases exited the unrepresented list than were added in 11 of the last 12 months.
- OPDC Assignment Coordinators assigned 559 cases in May, including 116 subject to *Betschart*.



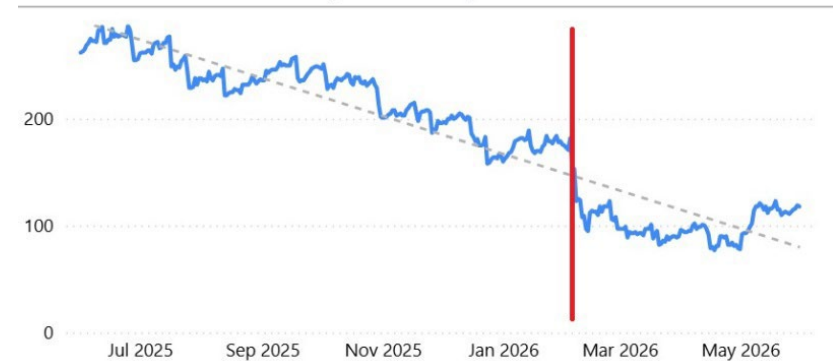
Crisis County Updates

Mixed Results Across Crisis Counties

- Douglas and Jackson, saw net increases in unrepresented individuals (+39 and +13).
- Multnomah and Washington saw net decreases in unrepresented individuals (-73 and -19).

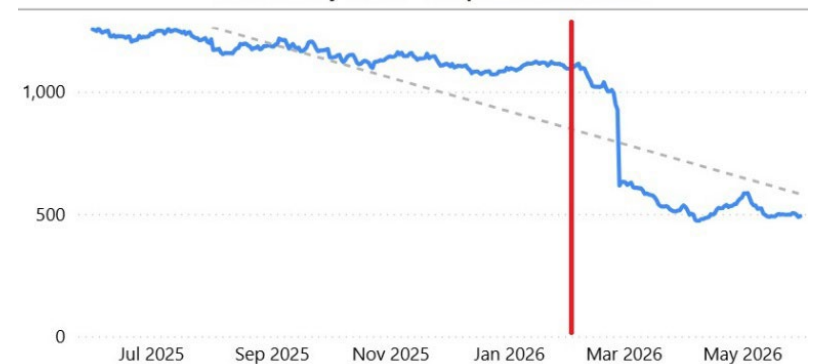
Douglas County

Out of Custody Pretrial - Unrepresented Individuals



Multnomah County

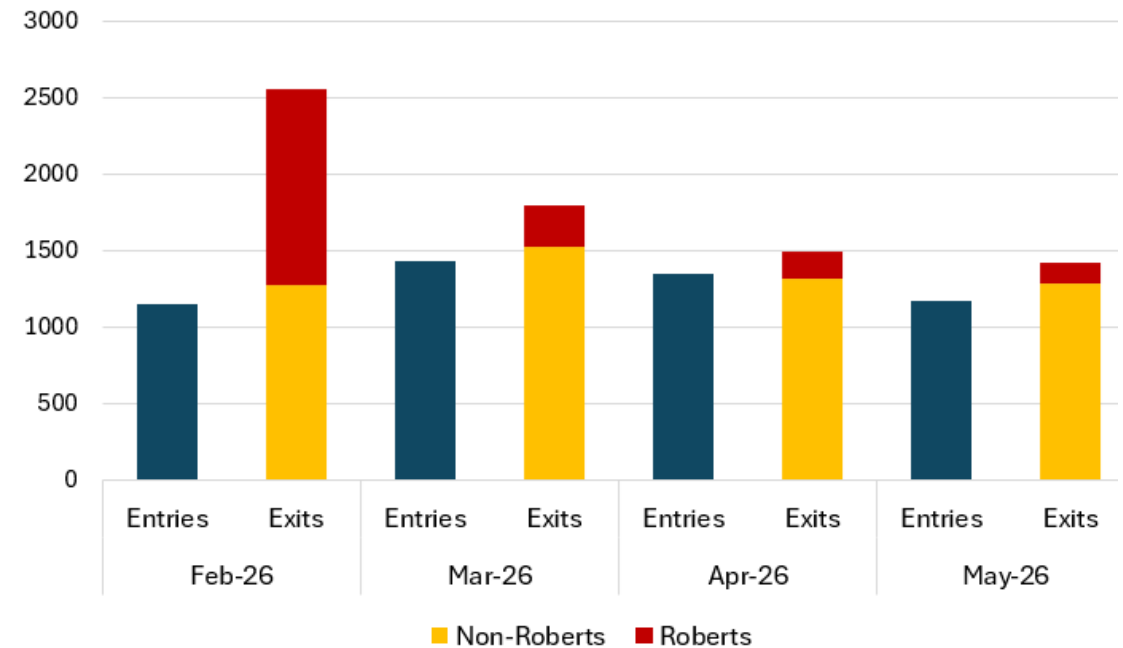
Out of Custody Pretrial - Unrepresented Individuals



State v. Roberts Impact

- Through the end of May, 1,868 cases were dismissed due to *Roberts*, 68% of which were in February.
- *Roberts* dismissals since February have been much smaller:
 - March: 272
 - April: 184
 - May: 136
- OPDC anticipates having data on *Roberts* re-filings soon.

Figure 1: Monthly Case Entries & Exits after Roberts




Upcoming Meetings

Governance Subcommittee Meeting

- Thursday, June 25th, 2026
- 4:00pm to 5:30pm
- Virtual

July Commission Meeting

- Wednesday, July 15th, 2026
- 9:00am to 2:00pm
- Virtual



Commission Workgroup Meeting

- Thursday, July 2nd, 2026
- 5:00pm to 6:30pm
- Virtual

KPM Survey



The annual KPM (Key Performance Measure) Customer Service Survey opens on June 15th, 2026.

- The survey will close on July 17th, 2026.
 - Please take the survey only once.
 - ~15 questions varied by responses, 3-5 minutes to complete.
 - Asks for satisfaction rating on the following:
 - our ability to provide services correctly the first time
 - the accessibility and distribution of information we provide
 - the helpfulness of our staff
 - the knowledge and expertise of our staff
 - the timeliness of the services provided by our staff
 - the overall quality of services we provide
- The final question invites up to 3 suggestions for improving our customer service.
- Results will be shared with the Board in August or September.

Update on Policy Option Packages & Legislative Concepts



**Financial
Case
Management
System**

POP



**Supervised
Practice
Portfolio
Examination
Pilot Program**

POP



**Pre-Authorized
Expenses
Appeal Process**

LC



**Procurement
Exemption**

LC

THANK YOU



Oregon Public Defense Commission

**Financial & Case
Management System
Update**

June 11, 2026

Mary Knoblock, Senior IT Project Manager
Mary.Knoblock@opdc.state.or.us

David Martin, CIO, FCMS



FCMS June 2026

Agenda



**CONTRACT AWARD
STATUS**



SCHEDULE




ACCOMPLISHMENTS



**UPCOMING
MILESTONES**



BUDGET



Q&A

Where We Are Now



Contract negotiations resume with the DOJ legal sufficiency review of the contract, including the statement of work and other exhibits.



After reviews are complete, we will then move into approval rounds with anticipated contract execution starting by May 29, 2026 and concluding June 11th, 2026.

Procurement Schedule

Phase 2: Potential for Judicial Review of Contract Award Protest Disposition

Protesting proposer has the **option** to seek judicial review until the contract is approved by the Office of the Attorney General and executed by OPDC. Began October 2025.



Phase 3: Contract Negotiations
Contract negotiations began in November 2025

Contract Review
Nov 5, 2025, thru May 29, 2026

Contract Signature
Nov 5, 2025, thru May 29, 2026

Contract Execution
June 11th, 2026



Cost Negotiations
Feb 4 thru Apr 14, 2026

SOW Development Completion May 1, 2026
Project Management plan included

Schedule Development
Jan 14 thru May 22, 2026

Licensing, Maintenance, and Hosting Agreements
Nov 2025 thru April 24, 2026

Today



JANUARY
2026

FEBRUARY
2026

MARCH
2026

APRIL
2026

MAY
2026

JUNE
2026

Upcoming Key Milestones



Implementation Planning
EIS/DAS Approval and State
Endorsement by June 11th,
2026.



Contractor Onboarding
Mid-June.



Open House Contractor
Kick-Off Call for Internal
OPDC Agency EE's Mid-
June.

Top 3 of 11 Risks



Procurement Schedule - There is alignment with the contract negotiations schedule that needs to occur prior to publishing our baselined contract negotiation schedule for FCMS.




Change Management - Executive Leadership team has aligned around the general strategic direction for how the external users will interact with FCMS. We concluded the External Provider Portal Framework series involving process of determining the external user experience across data input, timekeeping, case management and invoicing.




Stakeholder Deliverables Timeline – FCMS Project Team Identified backups for key resources to ensure Stage 3 meets target date. Key SME's Project Team members also have backups.

Budget



Final Cost Exhibit Approvals
by June 11th.



Spend Plan for FCMS goes to
LFO for review May – June.

Q&A





THANK YOU

Oregon Public Defense Commission

Early Resolution

June 11, 2026

Kenneth Sanchagrin, Executive Director
Kenneth.Sanchagrin@opds.state.or.us

Aaron Jeffers
Chief Deputy Defender – Central Valley

Amanda Harmon
Senior Early Resolution Attorney



Multnomah Early Resolution Docket

June 4, 2026

Meeting with Court and
Stakeholders

Excluding
Failures to
appear 63% of
cases were
resolved or
dismissed

Multnomah Early Resolution Docket

Current pace:

15+ case per week

60+ cases per mo.

720+ cases per year

720 cases a year is more cases than two of our offices have taken since July 1, 2025.

Thank you



Oregon Public Defense Commission

OPDC Rulemaking

Dacia Smith, Rules Coordinator

June 11, 2026



OPDC Rule Levels



Restatements of Statute

Uniform and Model Rules of Procedure.

Commission Engagement

Some agency acronyms and definitions.

Strong Commission & Robust Partner Engagement

Thoughtful discussions to develop shared understanding.

Proposed Rules Effective 10/1/2026



Next Step

Agency recommends the Commission votes to open rulemaking.

Uniform and Model Rules of Procedure

Required Procedural Rule:

Statute Restatement; dictates all rulemaking steps.

Notice of Proposed Rulemaking

Required Procedural Rule:

Communicates Agency rulemaking steps and processes.

Delegation of Authority

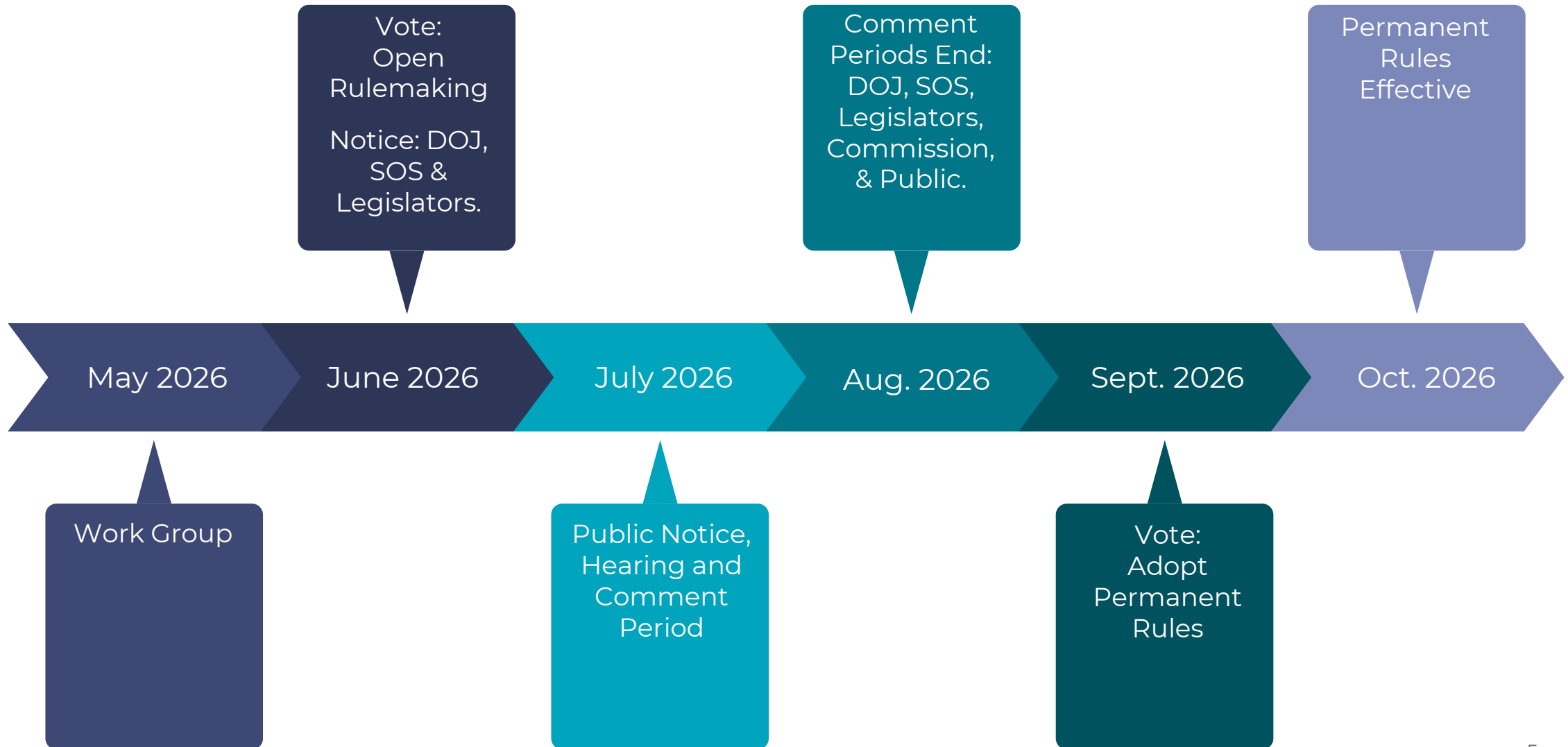
Required Procedural Rule:

Allows Director to designate staff to coordinate rulemaking.

Additional Resources

[https://www.oregon.gov/opdc/general/
Pages/Administrative-Rules.aspx](https://www.oregon.gov/opdc/general/Pages/Administrative-Rules.aspx)

Estimated Timeline*



Oregon Public Defense Commission

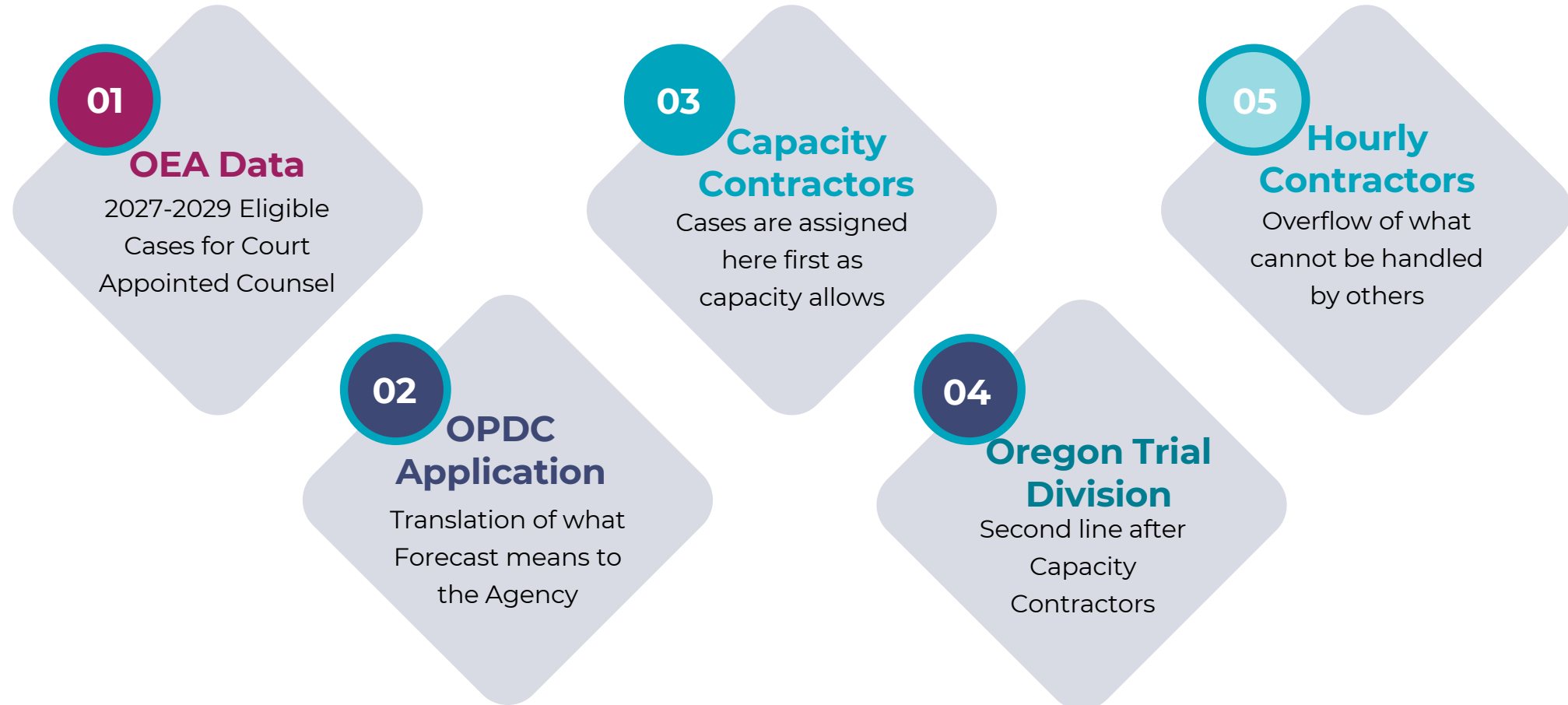
Forecast & Budget

Kenneth Sanchagrin, Executive Director
Kenneth.Sanchagrin@opds.state.or.us

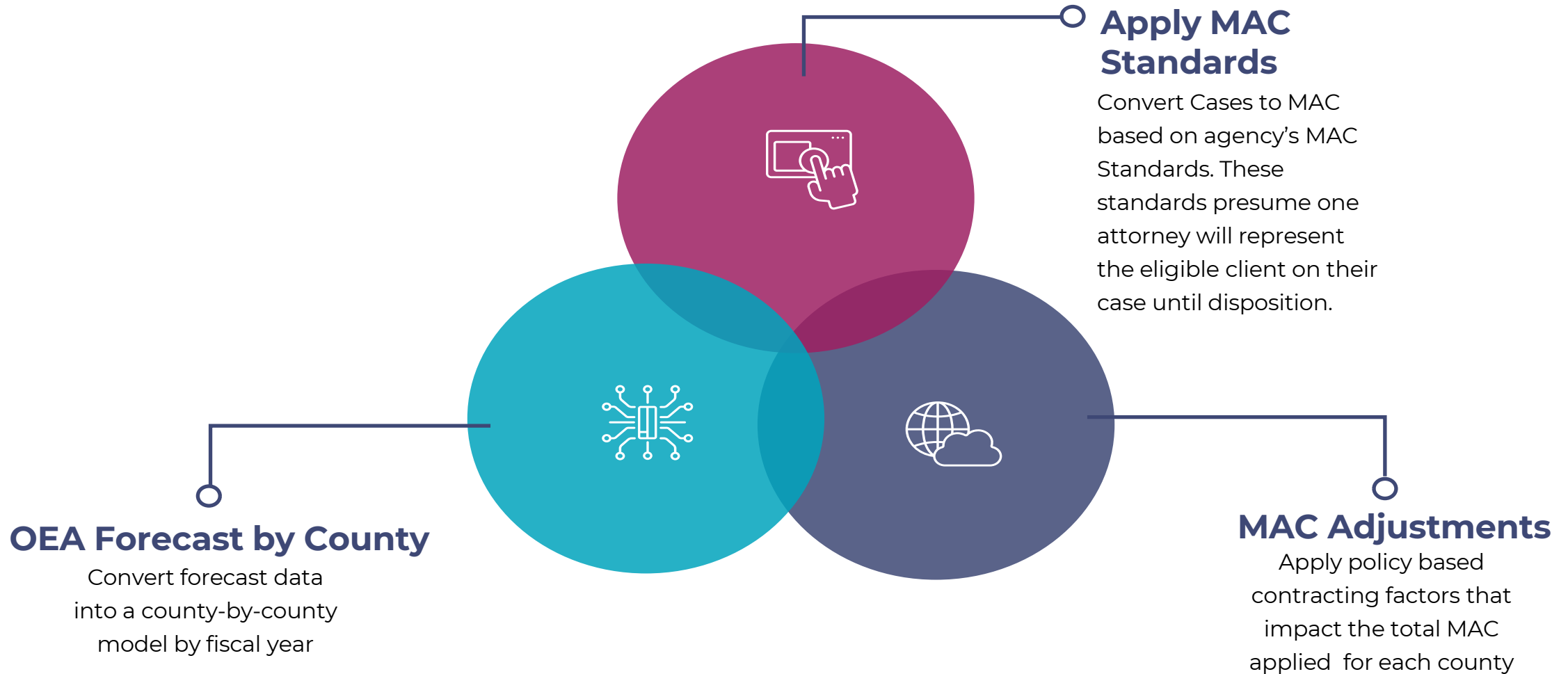
June 11, 2026



OPDC Forecast



OPDC Projected MAC Need



OPDC Projected MAC Need

County	Mur	Jlaw	M11	MajF	MinF	Misd	PV	CC	HC	PCR	SC	Total Cases	Projected MAC
Madison	0	0	7	15	50	240	62	12	1	2	7	396	1.58
Iredell	4	0	5	11	80	450	160	31	3	0	0	744	3.46
Orange	10	8	61	201	604	3,202	750	467	3	3	0	5,309	23.22
Watauga	0	0	3	6	25	178	61	9	0	0	1	283	0.97
Avery	12	14	163	378	1,098	2,988	498	162	1	2	38	5,354	28.81
Catawba	20	24	238	412	2,040	6,301	2,529	122	46	28	18	11,778	54.28
Guilford	2	2	14	17	70	487	144	42	2	2	9	791	3.62

These are *adjusted* cases following OPDC standards. Murder and JLaw cases are *doubled* due to co-counsel requirements.

These case numbers reflect the OEA forecast and are not adjusted in any way.

Projected MAC reflects the application of our MAC standards by case type, added all together.

Other Contracting Factors and Adjustments



MAC Standards

The MAC Standards presume an attorney will represent the client from appointment to final disposition. Contracting Factors acknowledge certain events may occur during case representation.



Contracting Factors

- Attorney must withdraw for conflict of interest
- Co-counsel is appointed
- Out of county appointment



Application

County specific analysis of MAC standards and case weight to determine the true or realized MAC allowed under contract.

Contracting Factors Adjustment

- The Projected MAC on slide 4 does not reflect reality, so further adjustments are made to account for conflict cases leading to withdrawals, out-of-county weighting, etc.
- Example:
 - Contractor A takes a misdemeanor case and receives MAC credit for that assignment (0.003). The contractor discovers a conflict 13 days later and withdraws. This contractor's MAC is reduced by 50% to 0.0015.
 - Contractor B takes the case and receives a full MAC credit of 0.003.
 - The **total MAC credit** for this case between both contractors is 0.0045.
- Using historical data, a percentage adjustment is calculated for each county to reflect these impacts on MAC needs.

MAC Standards for a 1.0 FTE Attorney		
Case Type	MAC Standard	Single Case Weight
Murder	6	0.167
Jessica Law	6	0.167
Measure 11	45	.022
Major Felony	138	.007
Minor Felony	165	.006
Misdemeanor	300	.003
Probation Viol	825	.001

OPDC Projected MAC Need

County	Total Cases	Projected MAC	Contract Factor Adjustment	Contract Factor Adjusted MAC
Madison	396	1.58	0.15	1.82
Iredell	744	3.24	0.07	3.46
Orange	5,309	23.22	0.12	26.08
Watauga	283	0.97	0.10	1.06
Avery	5,354	28.81	0.04	30.04
Catawba	11,778	54.28	0.09	59.21
Guilford	791	3.62	0.02	3.69

The percentage of “additional” MAC needed by County to account for contracting factors (based on historical data).

Projected MAC multiplied by the Contract Factor Adjustment. *The result here represents the total MAC need for a jurisdiction for one year across all provider types.*

Distribution of Cases Across Service Delivery



OPDC Projected MAC Need

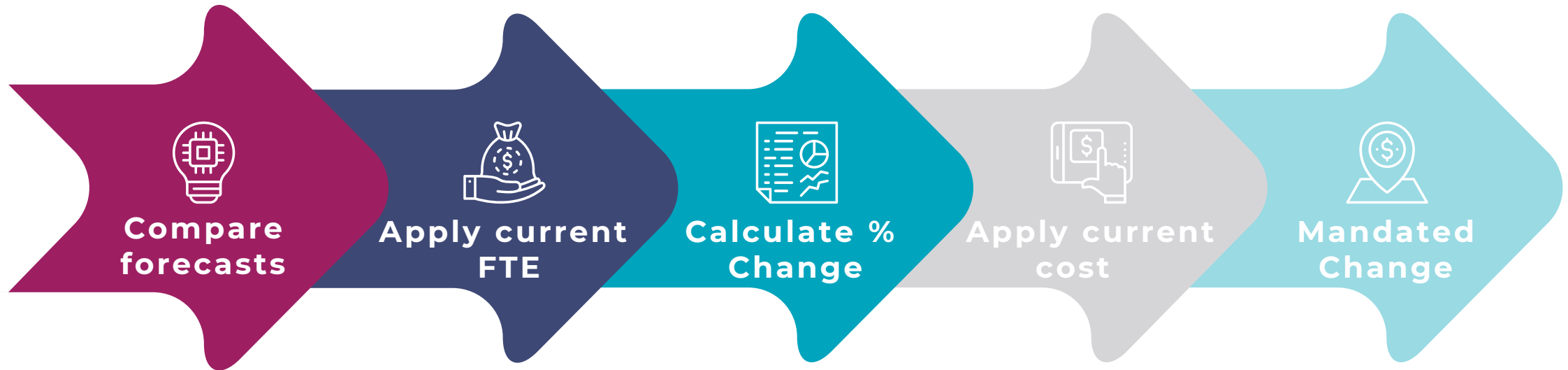
County	Total Cases	Projected MAC	Contract Factor Adjustment	Contract Factor Adjusted MAC	Current Biennium MAC	TRD MAC	27-29 MAC Δ
Madison	396	1.58	0.15	1.82	1.79	0.00	0.03
Iredell	744	3.24	0.07	3.46	2.22	0.00	1.24
Orange	5,309	23.22	0.12	26.08	25.02	0.50	0.56
Watauga	283	0.97	0.10	1.06	0.51	0.00	0.55
Avery	5,354	28.81	0.04	30.04	23.39	4.00	2.65
Catawba	11,778	54.28	0.09	59.21	46.46	3.00	9.75
Guilford	791	3.62	0.02	3.69	2.35	0.00	1.34

The MAC currently contracted for in a County as of April 2026 under capacity contracts.

MAC expected to be covered by OPDC Trial Team in each county.

The MAC need above or below current contracts (as of April 2026). This could be covered by additional contractors or hourly providers.

Package 040 Mandated Caseload



April 2025 OEA Forecast compared to April 2026 OEA Forecast

April 2026 Report of all contracted MAC/FTE for Capacity Contractors

Calculate the % change in case types from April 2025 to April 2026

The current contracted attorney qualification rates

The % change in case types multiplied by the current contracted attorney rate.

Thank you

