

# Oregon Public Defense Commission

## Key Performance Measures (KPM)

October 15, 2025

**Kim Freeman, CAP Manager**  
[Kimberley.a.freeman@opdc.state.or.us](mailto:Kimberley.a.freeman@opdc.state.or.us)



# Presentation Overview

1

2025 Key Performance Measures

2

2026 Key Performance Measures

3

2027-2029 Recommended Key Performance Measures

# 2025 Key Performance Measures (KPM)

# 2025 KPM

- **Appellate Case Processing** – Median number of days to file opening brief.
- **Customer Service** – Percent of customers rating their satisfaction with the agency's customer service as "good" or "excellent", overall customer service, timeliness, accuracy, helpfulness, expertise and availability of information.
- **Best Practices for Boards and Commissions** – Percentage of total best practices met by Commission.
- **Trial Level Representation** – During the term of the OPDC contract, percent of attorneys who obtain at least 12 hours per year of continuing legal education credit in the area(s) of law in which they provide public defense representation.
- **Parent Child Representation Program (PCRP)** – Percent of PCRP attorneys who report spending approximately 1/3 of their time meeting with court appointed clients in cases which the attorney represents a parent or child with decision-making capacity.

# 2026 Key Performance Measures (KPM)

# 2026 KPMs

- #1 Appellate Case Processing** – Median number of days to file opening brief.
- #2 Customer Service** – Percent of customers rating their satisfaction with the agency's customer service as "good" or "excellent", overall customer service, timeliness, accuracy, helpfulness, expertise and availability of information.
- #3 Best Practices for Boards and Commissions** – Percentage of total best practices met by Commission.
- #4 Trial Level Representation** – During the term of the OPDC contract, percent of attorneys who obtain at least 12 hours per year of continuing legal education credit in the area(s) of law in which they provide public defense representation.

# 2026 KPM cont'd

- #5 Parent Child Representation Program (PCRP)** - Percent of PCRP attorneys who report spending approximately 1/3 of their time meeting with court appointed clients in cases which the attorney represents a parent or child with decision-making capacity.
- Need to determine a different metric
- #6 (New) Percent of financially eligible individuals receiving a public defender with a target of 100%**
- This KPM is related to individuals identified as unrepresented by the courts, reflected in the Oregon Judicial Department (OJD) unrepresented dashboard

**2027-2029**

**Recommended Key  
Performance Measures  
(KPM)**



# 2027-2029 KPMS from 2026

- #1 **Appellate Case Processing** – Median number of days to file opening brief.
- #2 **Customer Service** – Percent of customers rating their satisfaction with the agency's customer service as "good" or "excellent", overall customer service, timeliness, accuracy, helpfulness, expertise and availability of information.
- #3 **Best Practices for Boards and Commissions** – Percentage of total best practices met by Commission.
- #4 **REMOVED Trial Level Representation** – During the term of the OPDC contract, percent of attorneys who obtain at least 12 hours per year of continuing legal education credit in the area(s) of law in which they provide public defense representation.

# 2027-2029 KPMS from 2026 cont'd

- #4 Parent Child Representation Program (PCRP)** - Percent of PCRP attorneys who report spending approximately 1/3 of their time meeting with court appointed clients in cases which the attorney represents a parent or child with decision-making capacity.
- Need to determine a different metric
- #5 Percent of financially eligible individuals receiving a public defender with a target of 100%**
- This KPM is related to individuals identified as unrepresented by the courts, reflected in the Oregon Judicial Department (OJD) unrepresented dashboard

# 2027-2029 Recommended New KPM's

- **Percent of Timelines for key department activities that are met**
  - Agency creation of policies and procedures
  - Creation of Operational Guidance
  - Other key deliverables
- **Percentage of OPDC contracts that meet or exceed 75% or more of the contract requirements**

# 2027-2029 Recommended New KPM'S cont'd

- **Percentage of OPDC Oregon Trial Division (OTD) clients who report they feel more confident in their ability to improve their current circumstances because of working with a case manager**
  - Use exit survey to measure
  - We track what services are needed to what services they were connected with

# 2027-2029 Recommended New KPM's cont'd

- **Hire and Retain state trial level public defense attorneys**

SB337 -

- By January 1, 2031 - at least 20% of all appointed counsel at the trial level must be attorneys employed by OPDC
- By January 1, 2035 - at least 30% of all appointed counsel at the trial must be attorneys employed by OPDC

# Thank You



# Oregon Public Defense Commission

## Unrepresented Persons Update

October 15<sup>th</sup>, 2025

**Ken Sanchagrin, JD PhD**, OPDC Interim Executive Director

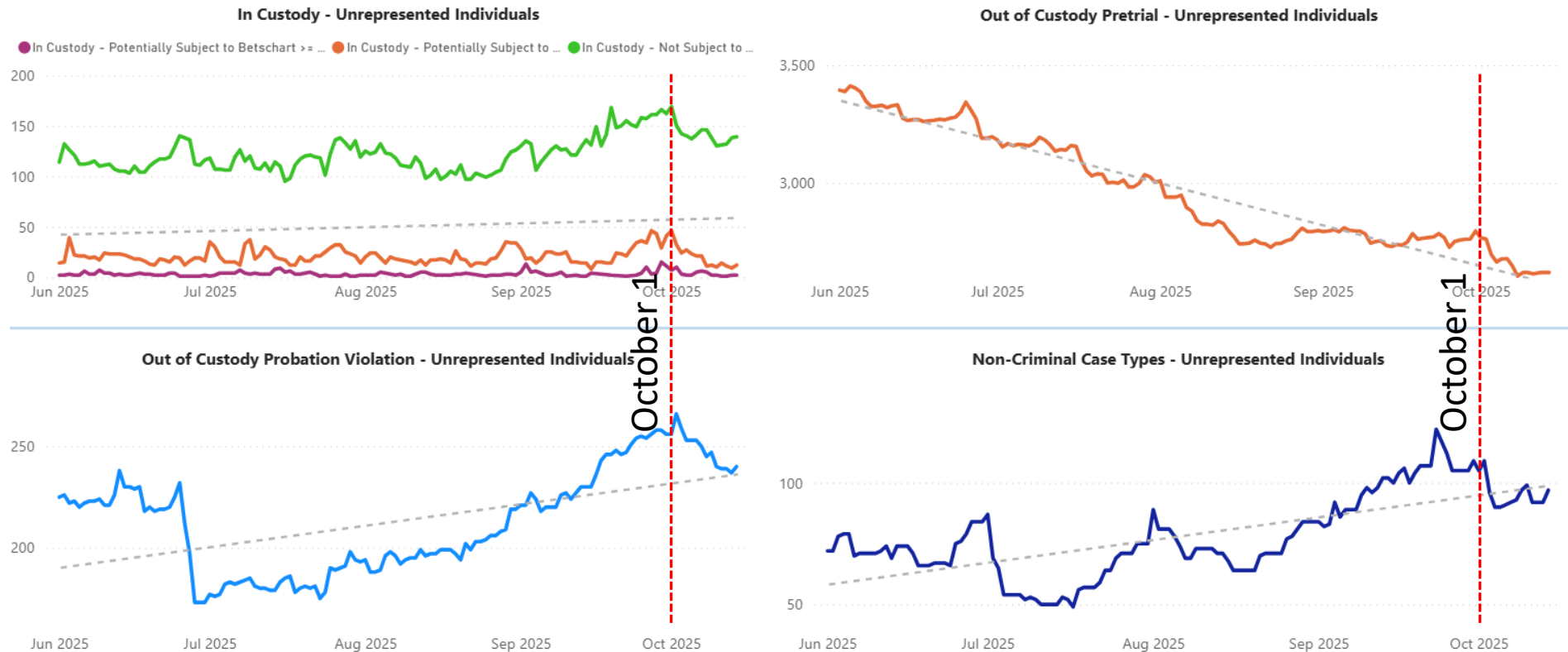
**Adrian Luis Manriquez, PhD**, OPDC Senior Research Analyst



**Oregon  
Public  
Defense  
Commission**

# Statewide Trends

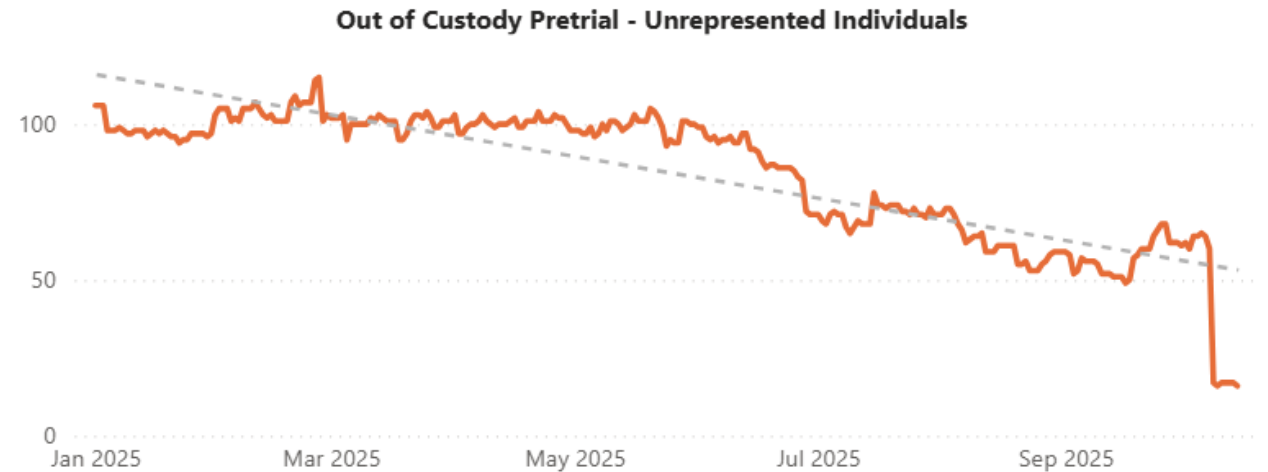
- As we approached the end of the 2023-25 contracts, recent progress toward resolving the unrepresented crisis slowed or reversed. Since the beginning of October, the downward trajectory has resumed.





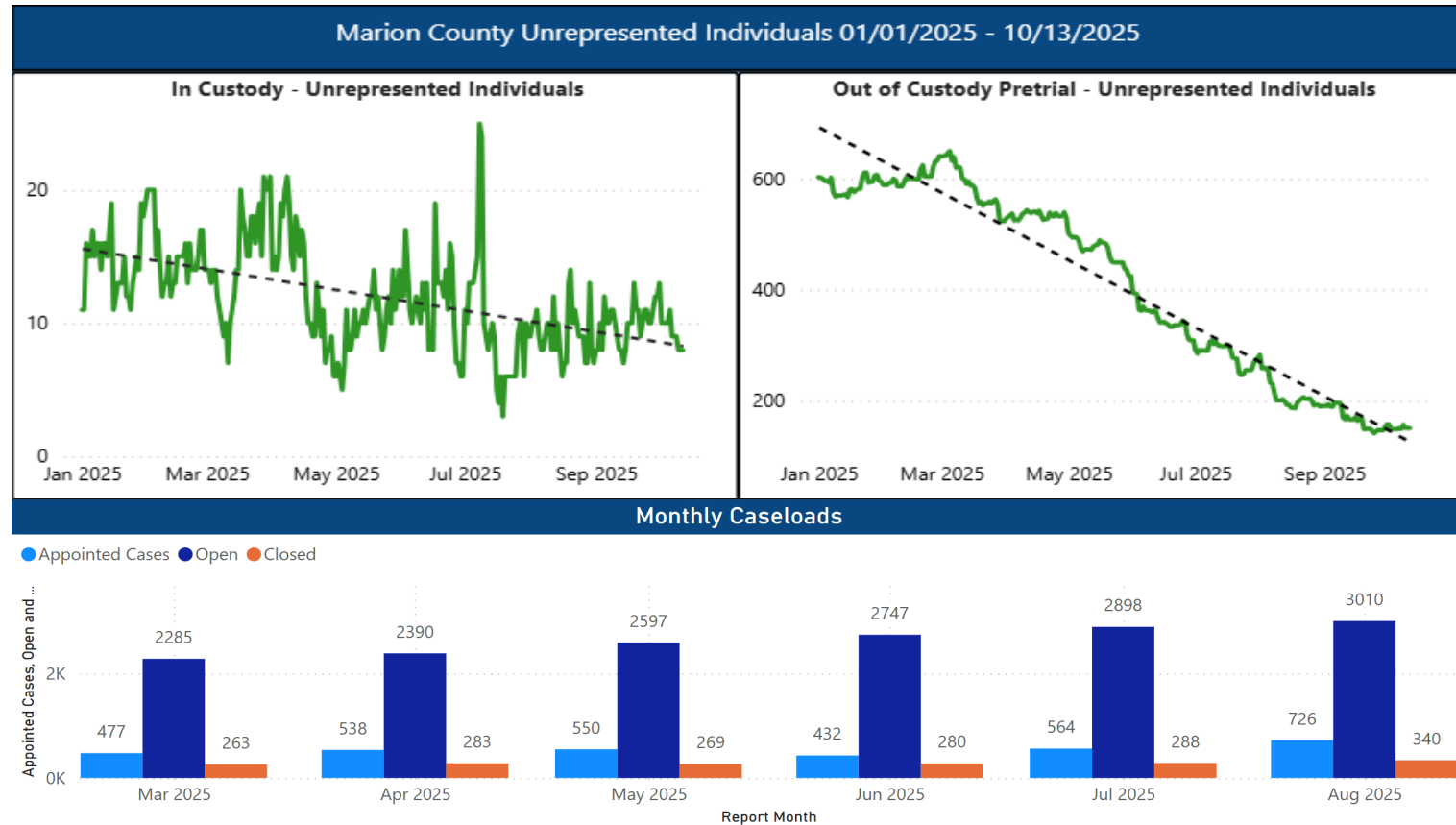
# Crisis County Trends - Coos

- For the 2025-27 contract cycle, a new consortia was added to Coos County.
- Once the contract with the consortia was in force, OPDC requested that they take cases from the unrepresented list.
- As of 10/14/2025, there were 20 unrepresented persons in Coos County.
- Of the unrepresented cases, 16 are set for the ERD on 10/24.



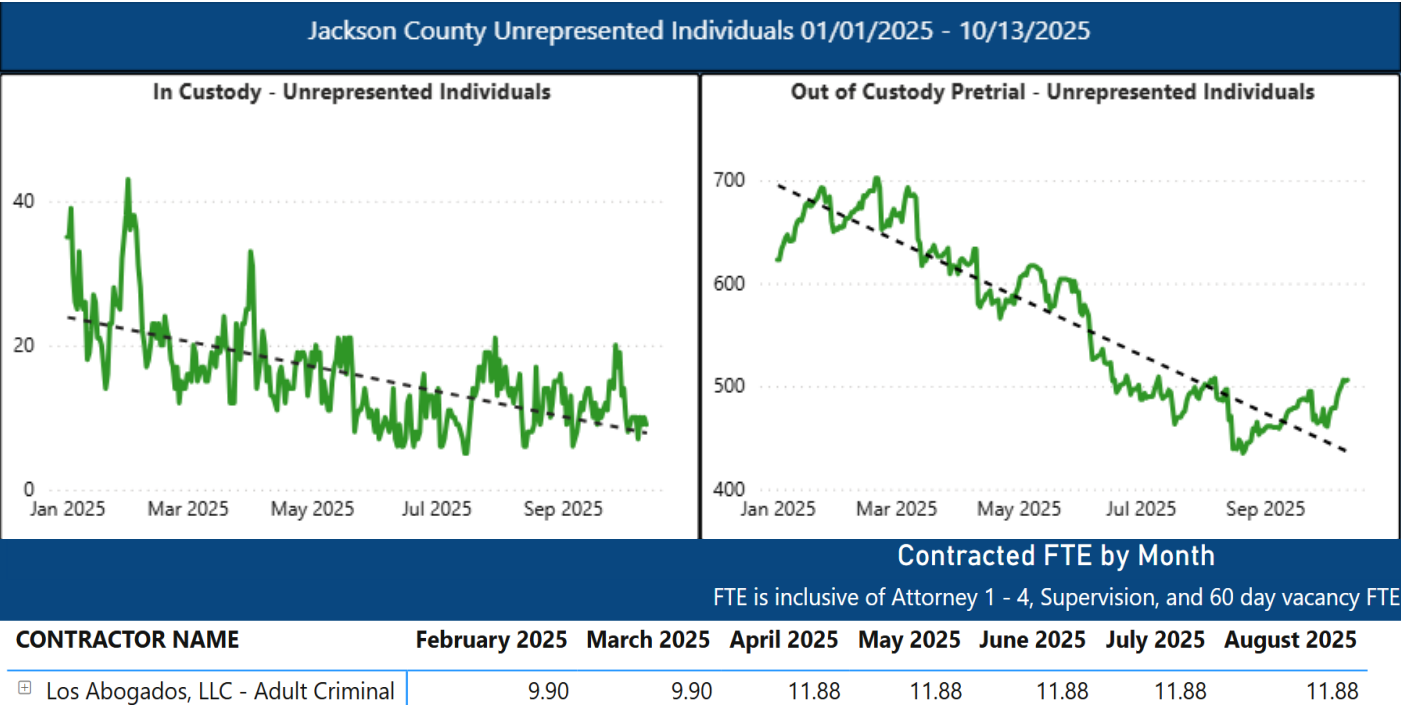
# Crisis County Trends - Marion

- Marion County has seen significant reductions since March of 2025.
- Some of the improvement can be attributed to docketing changes within the court.
- The local consortia, MCAD, also saw an increase in FTE between April and August 2025.
- Before the end of the 2023-25 contract, PDMC increased the number of cases it had been taking.



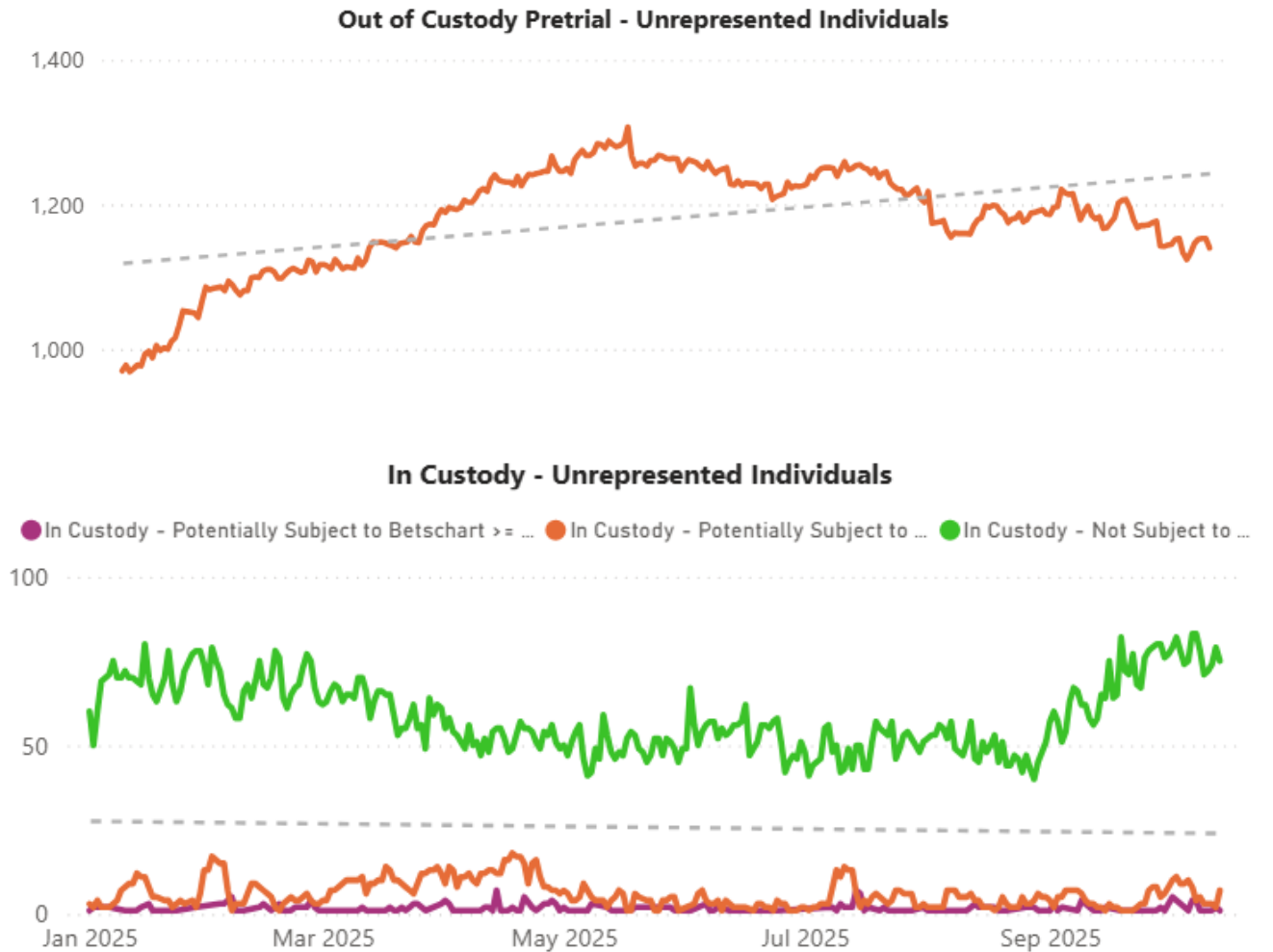
# Crisis County Trends - Jackson

- Jackson County has seen significant reductions since the beginning of 2025.
- Los Abogados added FTE between February and August 2025.
- The OPDC Trial Team staffs arraignments once per week and takes all in-custody cases that day.
- The OPDC Trial Team also staffs an ERD which removes ~25 cases per month from the unrepresented list.



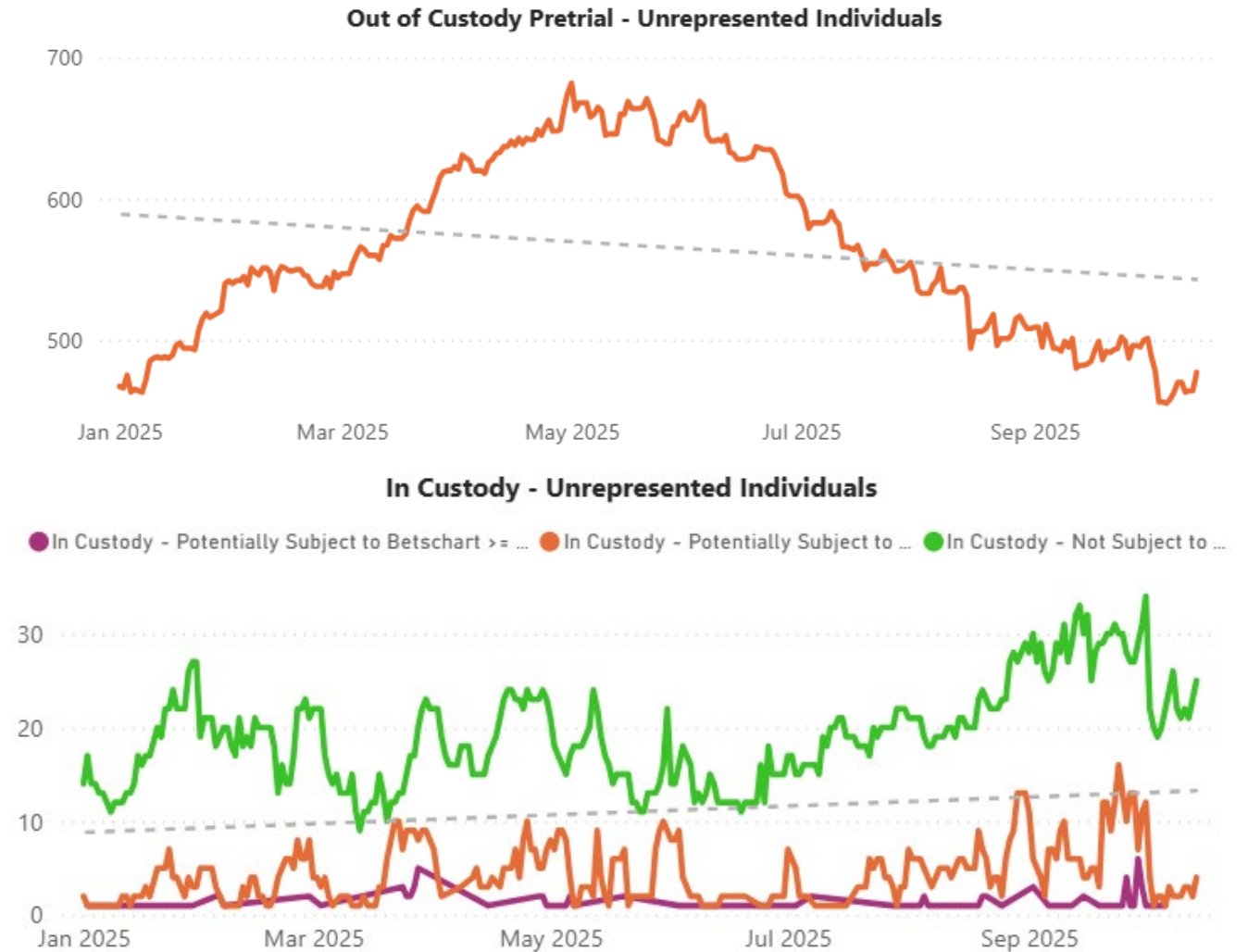
# Crisis County Trends – Multnomah

- Results in Multnomah are mixed. In custody numbers have been growing since September.
- OPDC has been working with the local DA to set up an ERD.
- Capacity within the county is increasing for the 2025-27 contract period.



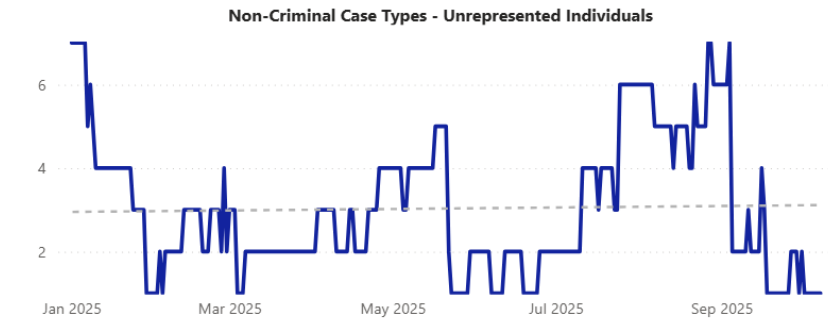
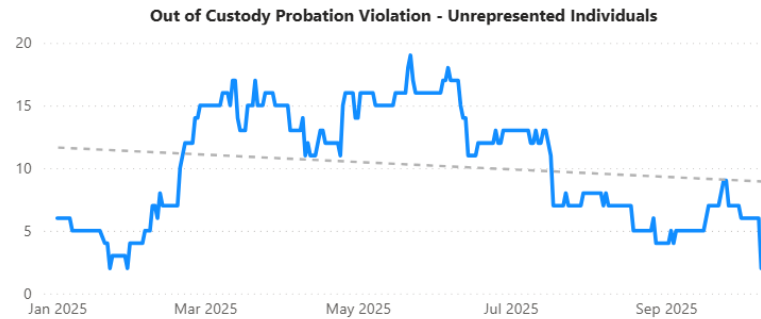
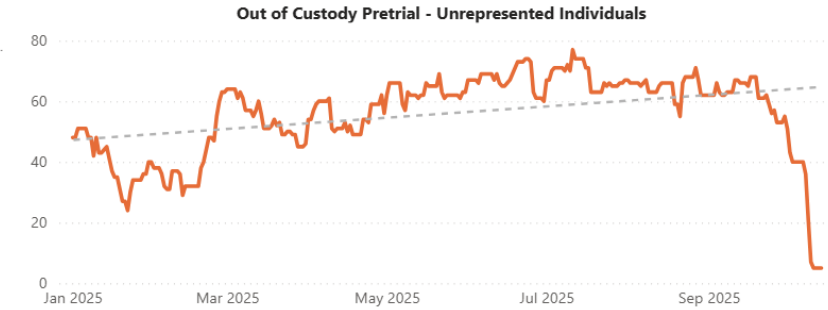
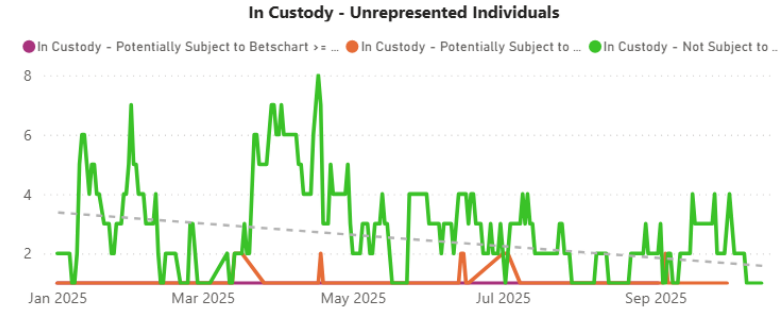
# Crisis County Trends – Washington

- Patterns in Washington are similar to those in Multnomah.
- Discussions with DA Barton.
- Capacity within the county is increasing for the 2025-27 contract period.



# Crisis County Trends – Union/Wallowa

- Another bright spot is Union and Wallowa.



# Oregon Trial Division Cases – Previously Unrepresented

Figure 4: Oregon Trial Division Cases from Unrepresented List

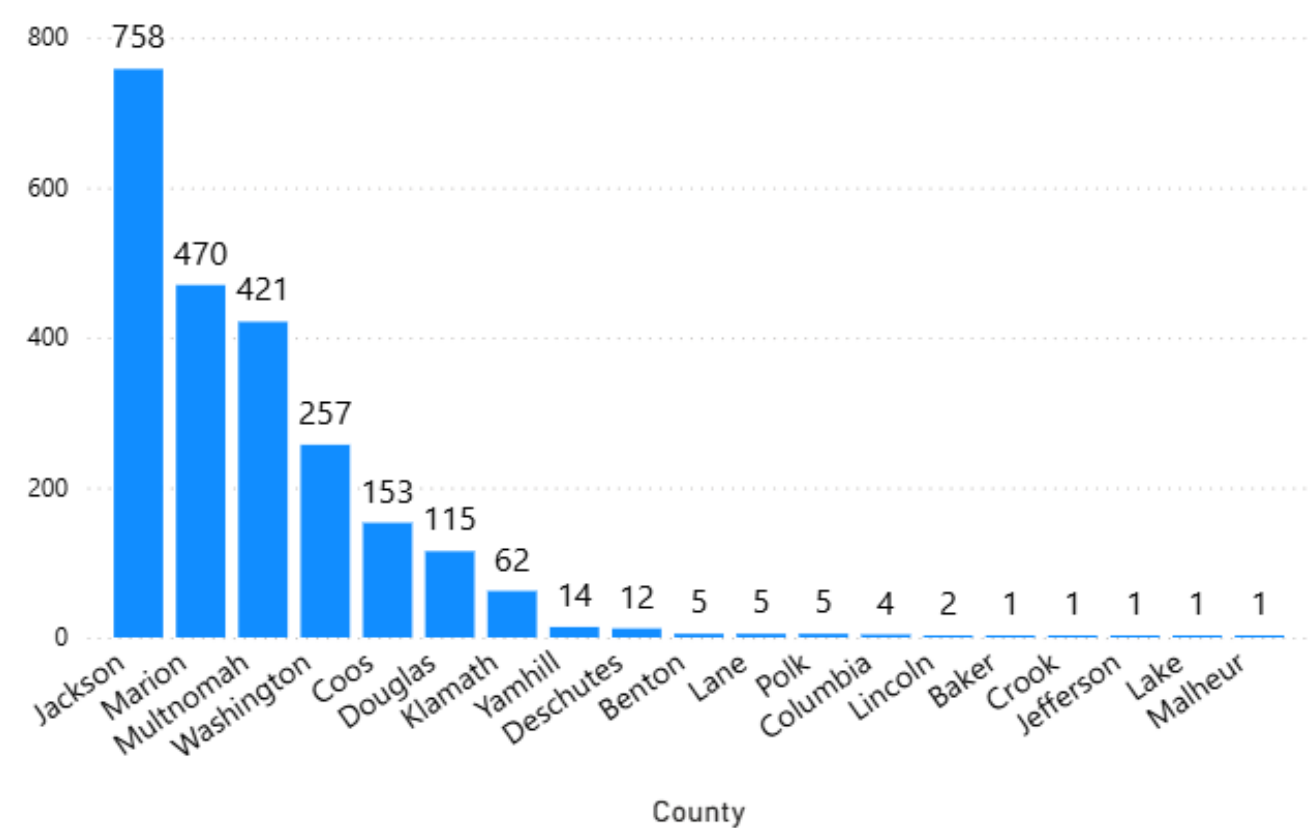
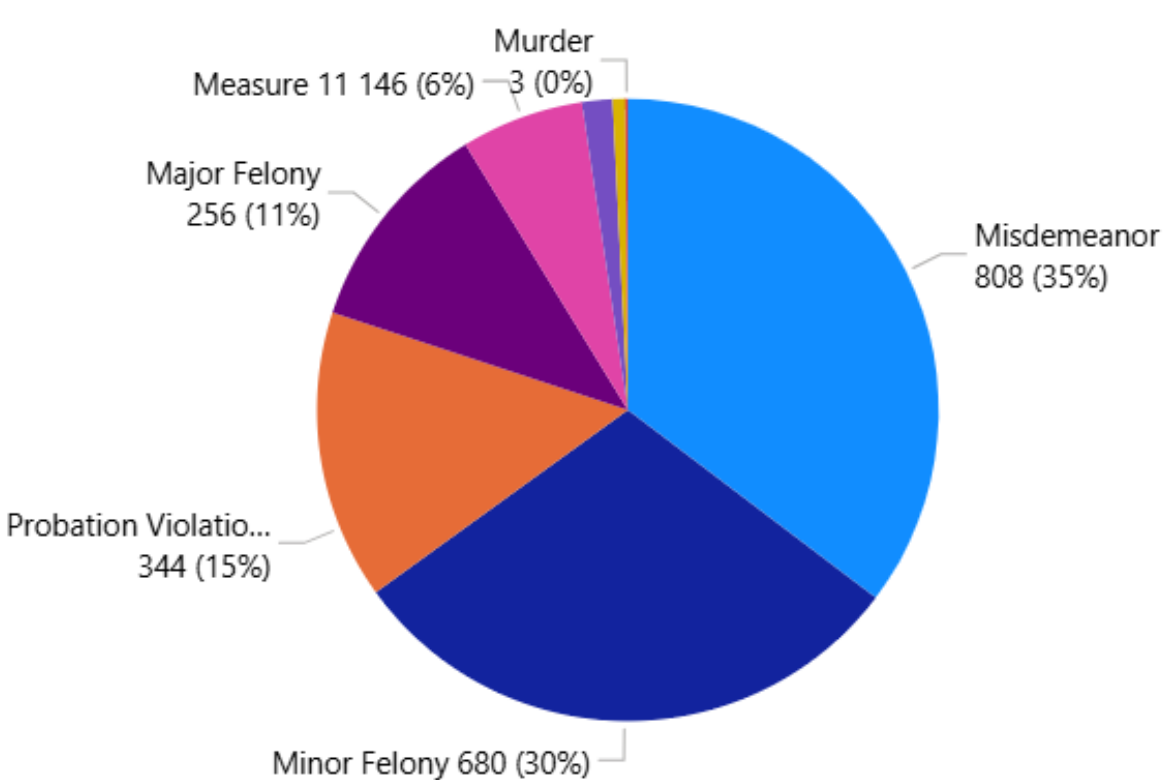
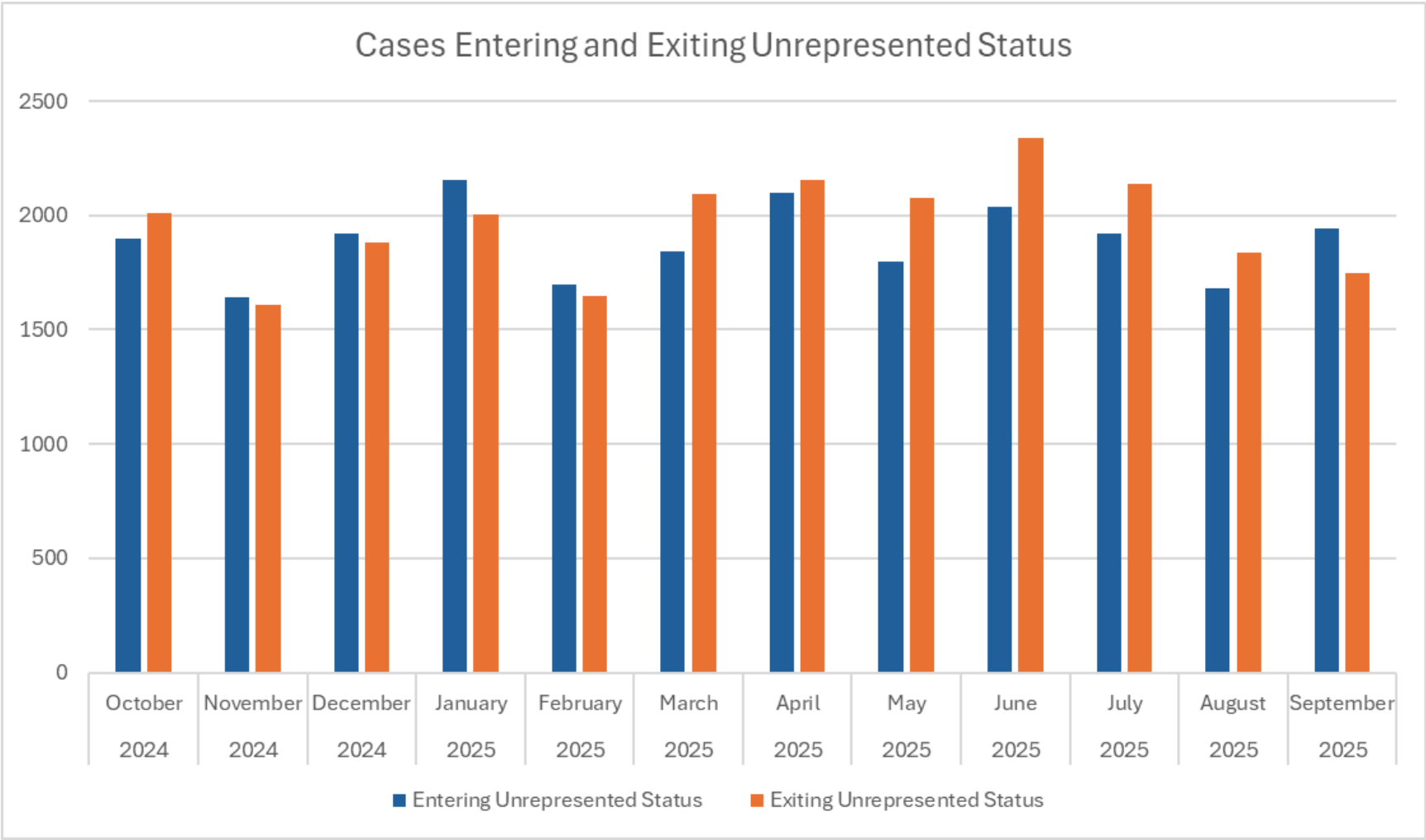


Figure 3: Oregon Trial Division Cases from Unrepresented List



# Cases Entering and Exiting Unrepresented Status (10/01/24 – 10/13/25)

- The number of cases exiting the unrepresented list surpassed the number of cases entering between March and August





# Thank You



# Oregon Public Defense Commission

## Director's Report

October 15, 2025

**Kenneth Sanchagrin, Interim Executive Director**

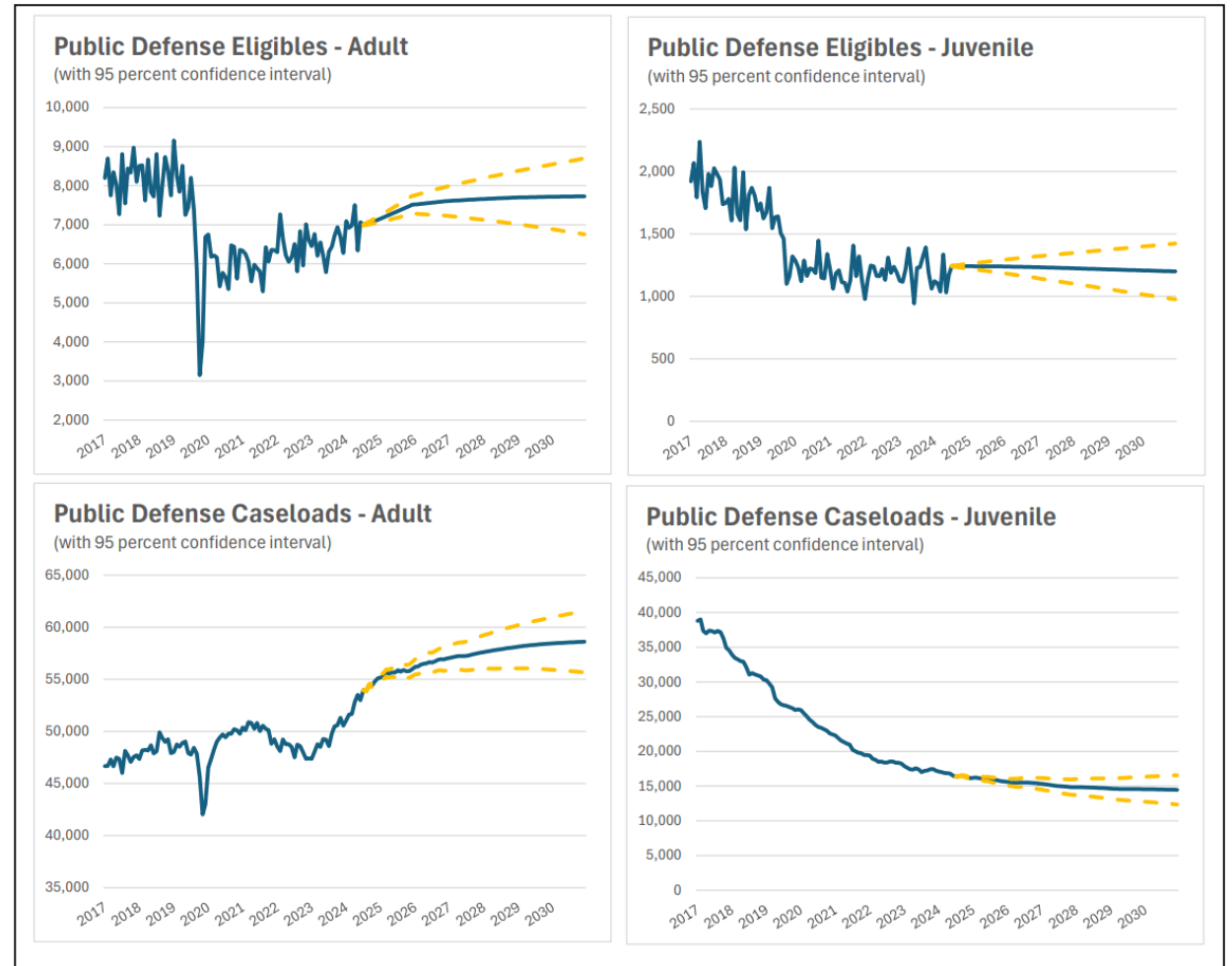
[Kenneth.sanchagrin@opdc.state.or.us](mailto:Kenneth.sanchagrin@opdc.state.or.us)



# 2025-27 Contract Summary

## Process

- OPDC staff took the DAS OEA forecast, by county, and converted the forecast numbers to identify MAC needed in each jurisdiction.
- OPDC staff also examined data reported to the Commission by providers to supplement the forecast.
- Finally, staff also used its local knowledge to provide qualitative support for the quantitative data.

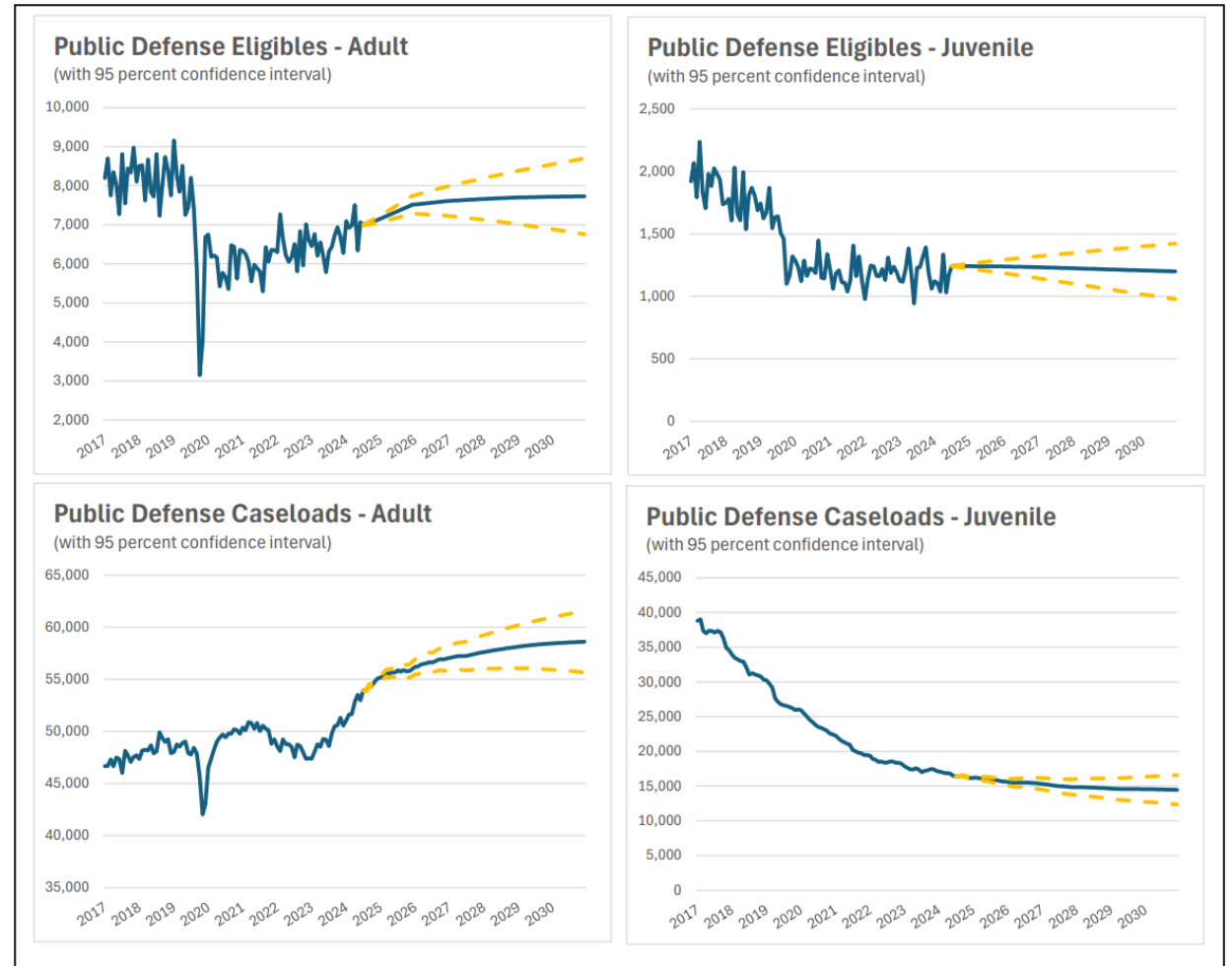


April 2025 Forecast

# 2025-27 Contract Summary

## Process (continued)

- Contractors worked with OPDC staff and provided proposals where they outlined staffing plans and needs for the 2025-27 cycle.
- OPDC staff created jurisdiction level proposals that were communicated with contractors.

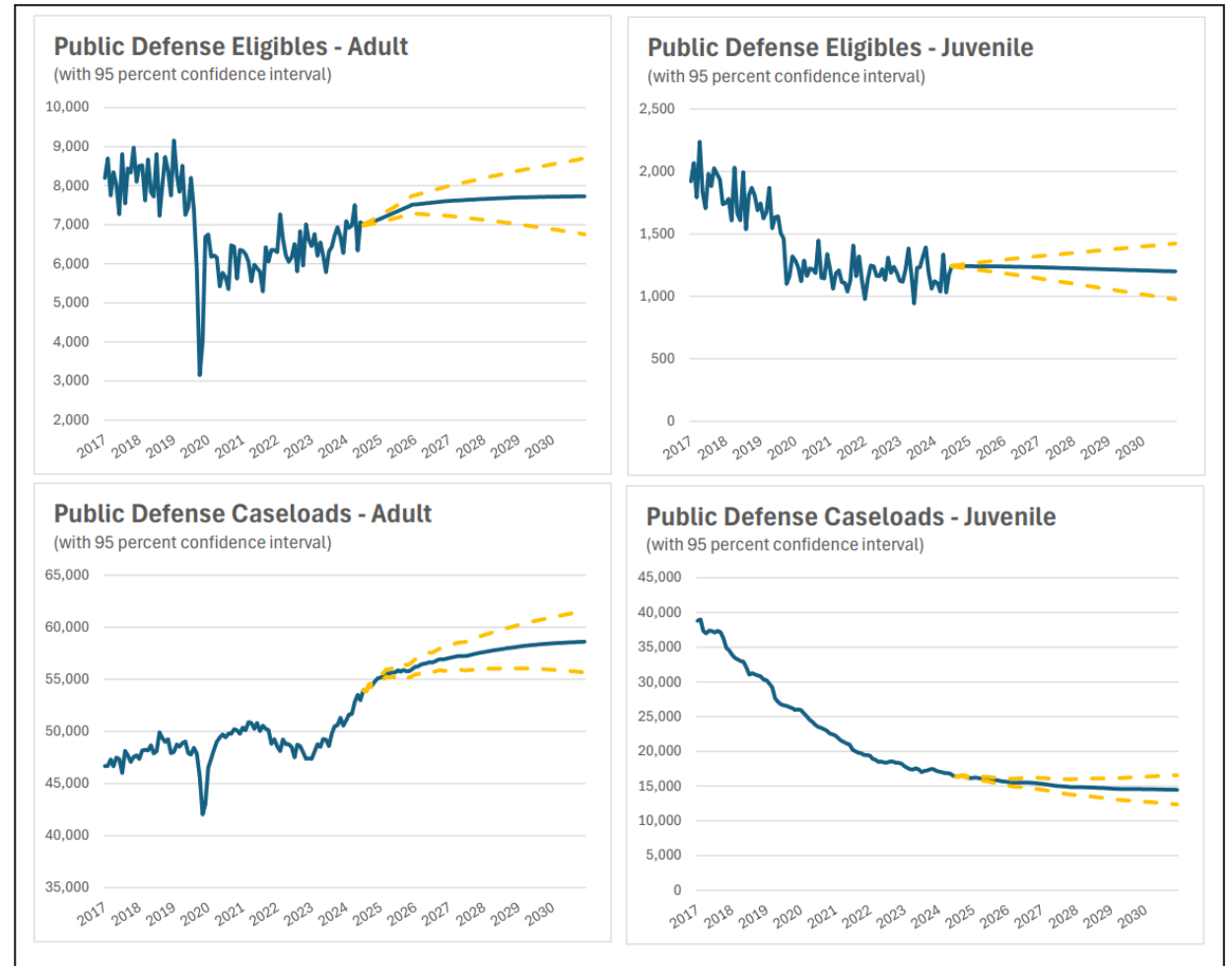


April 2025 Forecast

# 2025-27 Contract Summary

## Process (continued)

- Contractors worked with OPDC staff and provided proposals where they outlined staffing plans and needs for the 2025-27 cycle.
- OPDC staff created jurisdiction level proposals that were communicated with contractors.



April 2025 Forecast

# 2025-27 Contract Summary

## Data Discussion

- Data presented today represents what OPDC contracted for during this initial contract phase.
- Contracted MAC does not necessarily reflect what is currently on the ground.
- Adjustments will be made to contracts, so the data presented here should be treated as a snapshot that is subject to change.

# 2025-27 Contract Summary

## Adult Criminal Contracts

County/ies	FTE	FTE Diff	MAC	MAC Diff
Baker	1.86	0.89	1.81	1.09
Benton	8.46	-0.24	8.46	-0.24
Clackamas	40.85	7.5	35.75	6.7
Clatsop	7.12	0	6.43	-0.15
Columbia	5.2	0.4	4.85	0.45
Coos	11.16	3.32	7.85	0.74
Crook and Jefferson	10.75	-0.1	9.45	-0.4
Curry	2.22	0	2.22	0
Deschutes	27.33	-0.3	25.23	-0.19
Douglas	13.21	1.15	9.81	-0.95
Grant and Harney	1.2	-2.36	0.75	-2.61
Hood River, Wasco, Sherman, Gilliam and Wheeler	11.26	0.89	10.41	0.29
Jackson	25.62	2.62	24.82	3.25
Josephine	11.35	1.5	9.01	0.1
Klamath	12.67	2.82	11.83	2.53
Lake	1.01	0	1	0

# 2025-27 Contract Summary

## Adult Criminal Contracts

County/ies	FTE	FTE Diff	MAC	MAC Diff
Lane	37.45	1.35	31.57	-2
Lincoln	7.7	-0.1	7.2	-0.2
Linn	14.65	0.5	14.45	0.45
Malheur	9.5	1.15	8.9	1.17
Marion	25.62	0	23.17	0.5
Marion and Yamhill	0.75	0	0.75	0
Multnomah	122.2	8.82	84.11	5.07
Polk	9.35	-0.8	8.75	-1
Statewide	42.77	4.31	39.18	3.79
Tillamook	2.5	-0.2	2.35	-0.15
Umatilla	10.1	1.82	8.54	1.01
Umatilla and Morrow	3.1	0.5	3.1	0.5
Union	2.26	1.27	1.29	0.3
Union and Wallowa	4.23	3.48	3.93	3.38
Washington	70.24	7.28	49.2	2.55
Yamhill	12.95	1	12.75	1
Total	566.64	48.47	468.92	26.98



# 2025-27 Contract Summary

## Juvenile Contracts

County/ies	FTE	FTE Diff	MAC	MAC Diff
Baker	0.62	-0.06	0.52	-0.11
Clackamas	5.7	1.8	5.7	1.8
Crook and Jefferson	3.25	0.5	3.25	0.5
Curry	0.73	0	0.73	0
Deschutes	7.07	0.4	6.95	0.45
Grant and Harney	0.97	0.47	0.87	0.57
Hood River, Wasco, Sherman, Gilliam and Wheeler	2.6	-0.4	2.41	-0.44
Jackson	11.96	0	11.86	0
Josephine	3.4	-0.5	3.05	-0.65
Klamath	3.28	0.03	3.28	0.03
Lake	0.8	0	0.8	0

# 2025-27 Contract Summary

## Juvenile Contracts

County/ies	FTE	FTE Diff	MAC	MAC Diff
Lane	17.75	1.1	16.98	0.75
Malheur	2.5	0	2.5	0
Marion	14.93	0.38	14.13	0.38
Statewide	4.04	0.58	3.73	0.27
Tillamook	0.7	0.2	0.7	0.2
Umatilla	1.05	-0.12	1.05	-0.12
Umatilla and Morrow	2.55	-0.4	2.55	-0.4
Union	0.66	0.09	0.25	-0.32
Union and Wallowa	1.01	0.79	1.01	0.79
Washington	11.5	0.77	10.85	0.8
Total	97.07	5.63	93.17	4.5

# 2025-27 Contract Summary

## PCRP Contracts

County/ies	FTE	FTE Diff	MAC	MAC Diff
Benton	0.9	-0.05	0.9	-0.05
Benton and Linn	2.1	0.4	1.98	0.28
Benton and Yamhill	0.75	-0.25	0.75	-0.25
Clatsop and Columbia	6.3	0	6.3	0
Columbia	1	0	1	0
Coos	4.64	0.94	4.17	0.47
Douglas	9.7	0	9.43	-0.02
Lincoln	4	0	4	0
Linn	7.8	0	7.8	0
Multnomah	39.06	-0.99	33.04	-2.11
Polk	4.45	0.4	4.45	0.4
Polk and Benton	1.7	0.1	1.61	0.01
Yamhill	4	0	4	0
Total	86.4	0.55	79.43	-1.27

# 2025-27 Contract Summary

115% Program Participation

County	Participants
Clackamas	20
Jackson	5
Klamath	8
Malheur	1
Multnomah	3
Statewide	1
Washington	4
Total	42

# 2025-27 Contract Summary

## Reduced Caseload Program Participation

County	Participants
Clackamas	3
Coos	1
Deschutes	1
Grant/Harney	1
Jackson	2
Josephine	1
Lane	3
Marion	4
Multnomah	3
Umatilla	1
Union	1
Yamhill	1
<b>Total</b>	<b>22</b>

# 2025-27 Contract Summary

Funded SPPE Candidates

County	Participants
Clackamas	1
Coos	4
Douglas	3
Josephine	1
Multnomah	4
Union	1
Washington	4
Total	18

# Upcoming Dates and Events

## Governance Subcommittee Meeting

- Thursday, November 6th, 2025
- 9:00am to 10:30am
- Virtual
- Note: subject to change as the Committee is discussing new meeting cadence.

## November Commission Meeting

- Wednesday, November 19th, 2025
- 9:00am to 1:00pm
- Virtual
- New Commissioner Orientation and 2025 required trainings

## Commission Workgroup Meeting

- Thursday, November 6th, 2025
- 5:00pm to 6:30pm
- Virtual



# Updates

2025-2027 Contracts

Financial Case Management  
System (FCMS)



# Thank you



# Oregon Public Defense Commission

## Budget Presentation

Period ending – August 31, 2025

October 15, 2025

**Kenneth Sanchagrin, Executive Director**  
[Kenneth.Sanchagrin@opdc.state.or.us](mailto:Kenneth.Sanchagrin@opdc.state.or.us)

**Ralph Amador, Chief Financial Officer**  
[Ralph.H.Amador@opdc.state.or.us](mailto:Ralph.H.Amador@opdc.state.or.us)



# Criminal

Budget	330,688,123
Spent	22,236,469
Planned	16,500,000
Remaining	291,951,654


Adult



Budget ■ Spent ■ Planned ■ Remaining

# Juvenile

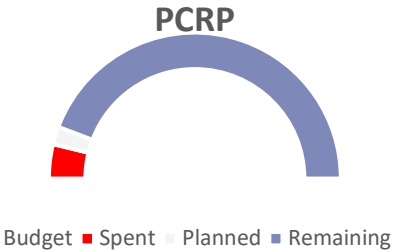
Budget	52,810,615
Spent	4,078,341
Planned	2,300,000
Remaining	46,432,274



Budget ■ Spent ■ Planned ■ Remaining

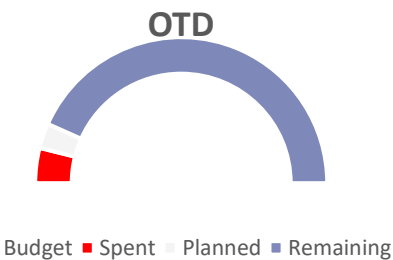
# Parent Child Representation Program

Budget		58,422,417
Spent		4,430,317
Planned		2,300,000
Remaining		51,692,100



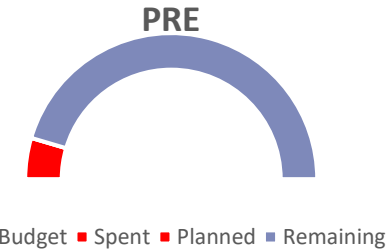
# Trial Representation Division

Budget		18,090,808
Spent		1,407,136
Planned		1,000,000
Remaining		15,683,672



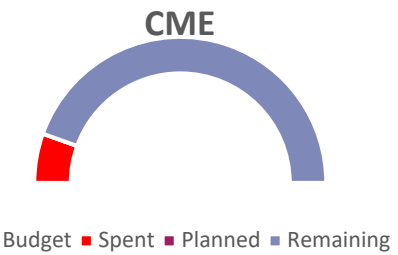
# Preauthorized Expense

Budget		102,459,670
Spent		9,349,260
Planned		-
Remaining		93,110,410



# Court Mandated Expense

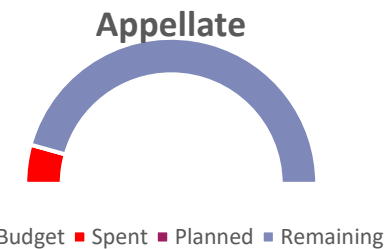
Budget		69,942,017
Spent		7,649,771
Planned		-
Remaining		62,292,246






# Appellate Division

Budget		28,821,352
Spent		2,493,368
Planned		-
Remaining		26,327,984



# Compliance, Audit, and Performance Division

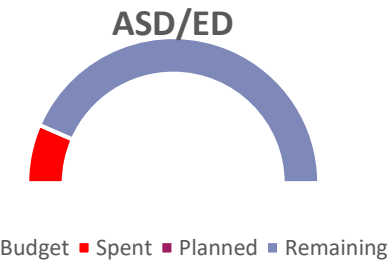
Budget	8,645,518
Spent	717,456
Planned	-
Remaining	7,928,062



Budget ■ Spent ■ Planned ■ Remaining


# Administrative & Executive Divisions

Budget		27,165,236
Spent		3,550,261
Planned		-
Remaining		23,614,975



# Financial Case Management System

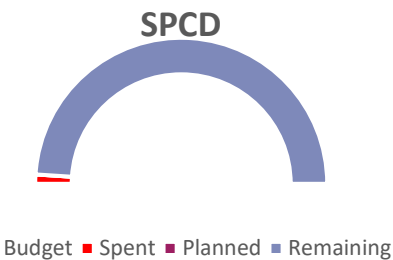
Budget		17,039,105
Spent		-
Planned		-
Remaining		17,039,105



Budget ■ Spent ■ Planned ■ Remaining

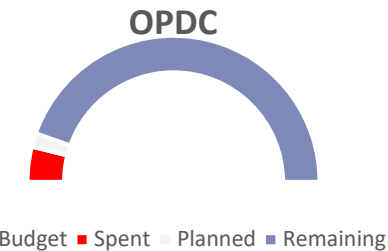
# Special Programs, Contracts, Distributions

Budget	11,414,014
Spent	234,480
Planned	-
Remaining	11,179,534



# Oregon Public Defense Commission

Budget		725,498,875
Spent		56,146,859
Planned		22,100,000
Remaining		647,252,016



## Agency Overview

SCR	Appropriation	Funding Purpose:	Original Budget Total Appropriation	Unscheduled Appropriation	Available Appropriation	August 2025 Expenditures	Unused Appropriation
	<b>General Funds</b>						
100	Executive Division	Main Appn	\$ 3,356,449		\$ 3,356,449	\$ 205,977	\$ 3,150,472
200	Compliance, Audit, and Performance Division	Main Appn	\$ 8,645,518		\$ 8,645,518	\$ 717,456	\$ 7,928,062
300	Appellate Division	Main Appn	\$ 28,821,352		\$ 28,821,352	\$ 2,493,368	\$ 26,327,984
400	Adult Trial Division	Main Appn	\$ 329,576,667	\$ (16,500,000)	\$ 313,076,667	\$ 22,236,469	\$ 290,840,198
400	Adult Trial Division	Civil Commitment	\$ 1,111,456		\$ 1,111,456	\$ -	\$ 1,111,456
415	Juvenile Trial Division	Main Appn	\$ 45,417,129	\$ (2,300,000)	\$ 43,117,129	\$ 4,078,341	\$ 39,038,788
425	Preauthorized Expenses Division	Standard-Main Appn	\$ 94,115,182		\$ 94,115,182	\$ 8,296,850	\$ 85,818,332
425	Preauthorized Expenses Division	THIP	\$ 7,307,131		\$ 7,307,131	\$ 1,052,410	\$ 6,254,721
450	Court Mandated Expenses Division	Standard-Main Appn	\$ 52,272,158		\$ 52,272,158	\$ 3,098,901	\$ 49,173,257
450	Court Mandated Expenses Division	THIP	\$ 11,121,931		\$ 11,121,931	\$ 4,550,848	\$ 6,571,083
475	Trial Representation Division	Main Appn	\$ 18,090,808	\$ (1,000,000)	\$ 17,090,808	\$ 1,407,136	\$ 15,683,672
500	Parent Child Representation Program	Main Appn	\$ 46,737,940	\$ (2,300,000)	\$ 44,437,940	\$ 4,430,317	\$ 40,007,623
600	Administrative Services Division	Main Appn	\$ 23,808,787		\$ 23,808,787	\$ 3,344,284	\$ 20,464,503
600	Administrative Services Division	FCMS	\$ 693,886		\$ 693,886	\$ -	\$ 693,886
700	Special Programs, Contracts and Distributions Division	Guardianship	\$ 1,627,594		\$ 1,627,594	\$ 130,863	\$ 1,496,731
700	Special Programs, Contracts and Distributions Division	County Discovery	\$ 6,348,960		\$ 6,348,960	\$ 103,617	\$ 6,245,343
700	Special Programs, Contracts and Distributions Division	Law School Program	\$ 3,437,460		\$ 3,437,460	\$ -	\$ 3,437,460
800	Debt Service	Capital Debt Service	\$ 2,400,000		\$ 2,400,000	\$ -	\$ 2,400,000
	<b>Total General Funds</b>		\$ 684,890,408	\$ (22,100,000)	\$ 662,790,408	\$ 56,146,837	\$ 606,643,571
	<b>Other Funds</b>						
415	Juvenile Trial Division	Title IV-E	\$ 7,393,486	\$ -	\$ 7,393,486	\$ -	\$ 7,393,486
425	Preauthorized Expenses Division	Title IV-E	\$ 1,037,357	\$ -	\$ 1,037,357	\$ -	\$ 1,037,357
450	Court Mandated Expenses Division	ACP	\$ 4,449,667	\$ -	\$ 4,449,667	\$ 22	\$ 4,449,645
450	Court Mandated Expenses Division	Title IV-E	\$ 2,098,261	\$ -	\$ 2,098,261	\$ -	\$ 2,098,261
500	Parent Child Representation Program	Title IV-E	\$ 11,684,477	\$ -	\$ 11,684,477	\$ -	\$ 11,684,477
600	Administrative Services Division	FCMS	\$ 13,800,000	\$ -	\$ 13,800,000	\$ -	\$ 13,800,000
600	Administrative Services Division	FCMS	\$ 145,219	\$ -	\$ 145,219	\$ -	\$ 145,219
	<b>Total Other Funds</b>		\$ 40,608,467	\$ -	\$ 40,608,467	\$ 22	\$ 40,608,445
	<b>Total All Funds</b>		\$ 725,498,875	\$ (22,100,000)	\$ 703,398,875	\$ 56,146,859	\$ 647,252,016

# Thank you





# Oregon Public Defense Commission

**Requirements for OPDC  
to submit a 5% budget  
reduction to JW&M for  
the 2025-27 Legislatively  
Adopted Budget**

**Kenneth Sanchagrin, Interim Executive Director**  
[Kenneth.sanchagrin@opdc.state.or.us](mailto:Kenneth.sanchagrin@opdc.state.or.us)

October 15, 2025



# Statewide Financial Status

- In September, the Economic and Revenue Forecast projected a statewide General Fund deficit of \$372.7M for the current biennium (approximately 1% of the entire state budget).
- Due to the projected deficit, the Joint Committee on Ways and Means anticipates that rebalancing the 2025-27 budget will be necessary during the 2026 Session.

# Budget Reduction Estimates

- Since the release of the September Revenue Forecast, OPDC has been asked to prepare two types of reduction options:
- **First**, on 16 September, the Governor sent a letter to agency leadership, directing the following:
  - All agencies must identify **targeted reductions**. The OPDC Governor reduction target is \$1,120,000.
  - All agencies should **slow operational General Fund spending** where possible (e.g., by not filling vacancies, delaying program implementation)
  - All agencies should suspend all non-essential **out-of-state travel** immediately.

# Budget Reduction Estimates

- **Second**, on 1 October, the Legislative Fiscal Office (LFO) and Chief Financial Office (CFO) sent a memo requiring all agencies to submit **reduction options** for General Funds and Other Funds amounting to a 5% reduction in their 2025-27 budget.
  - Reduction options are to be presented in 2.5% increments.
  - The targeted reduction options identified via the Governor's process in step one are to be included in the first 2.5% increment.

# Budget Reduction Estimates

## Process and Timeline:

- CFO and the Governor's Office aim to provide a coordinated response from the Executive Branch to the LFO 5% reduction request.
- All Executive Branch agencies must submit an initial draft/preliminary reduction list to CFO by noon on **17 October**.
- CFO analysts will review the draft lists, work with Governor's Office Policy advisors, and follow up with questions and feedback for the agencies. CFO must preapprove agency lists before they are submitted to LFO.
- Final proposals are due to LFO on **3 November**. These finalized materials will be made available on [OLIS](#) and agencies should anticipate that they may have to present on these options during November Legislative Days.

# Budget Reduction Estimates

## OPDC Potential Impact:

- OPDC's 2025-27 Legislatively Adopted Budget (LAB) General Fund amount (excluding debt service), is **\$682.5M**.
- 2.5% of the 2025-27 LAB is **\$17,061,444**.
- 5% of the 2025-27 LAB is **\$34,122,889**.

OPDC Division	2025-27 LAB GF
100 – Executive	\$3,356,449
200 – Compliance Audit Performance	\$8,645,518
300 – Appellate	\$28,826,029
400 – Adult Trial	\$330,688,123
415 – Juvenile	\$45,417,129
425 – Preauthorized Expenses	\$101,422,313
450 – Court Mandated Expenses	\$63,394,089
475 – Trial Representation	\$18,090,808
500 – Parent Child Rep Prgm	\$46,737,940
600 – Admin Services	\$24,465,364
700 – Special Programs	\$11,414,014
Total	\$682,457,776

# Budget Reduction Estimates

## Targeted Reductions

- For the targeted reductions, the agency identified \$1,120,000 it could potentially cut.
- The targeted reductions focused on internal savings in unused rent, not filling vacancies, training/travel reductions, etc.

## 5% Reductions

- The approach being taken by agency staff is to focus on costs for items/programs that are not Constitutionally mandated and/or are not core to the mission of OPDC.
- Staff is also focusing on maintaining funding needed to address the crisis.
- The agency is seeking input from Commissioners concerning approaches we should propose to reduce costs.

# Thank you





# Oregon Public Defense Commission

**Cost per Case and  
Cost per Client  
Preliminary  
Results**

**Maddy Ferrando, Senior Research Analyst**  
[Madeline.g.ferrando@opds.state.or.us](mailto:Madeline.g.ferrando@opds.state.or.us)

October 15, 2025



# Overview

- Public Defense Providers
- Cost per Case and Cost per Client Components
- Attorney Costs
- Investigation Costs
- Preauthorized and Court Mandated Expenses
- Preliminary Results

# Public Defense Providers

## Capacity Contracts

- Monthly caseload reports
- Total contract amounts by attorney level

## Hourly Contracts

- Billings by client's highest charge

## Oregon Trial Division (OTD)

- Daily caseload data via case management system
- Total agency cost for employees

# Cost per Case/Client Components

## Cost per Case

- Distinct count of case numbers

## Cost per Client

- Distinct count of clients with case types grouped under the case with the highest charge



# Total Cost by Case Type

## Capacity Contracts & OTD

- Total costs for capacity contracts and OTD
- Caseloads by attorney level
- Case count adjusted for MAC standard weight
  - Ex. 100 major felony cases adjusted to 220
- Adjusted case distribution within attorney level to calculate cost per case type

Case Type	Weight
Murder	50.0
Jessica Law	50.0
Measure 11	6.7
Major Felony	2.2
Minor Felony	1.8
Misdemeanor	1.0
Probation Violation	0.36
Specialty Court	
Post Conviction Relief	6.7
Habeas	6.7
Appeal	7.7
Civil Commitment	1.3

# Attorney Costs

## Attorney Costs

# Capacity Contracts & OTD

## Capacity Contracts

- Over 150,000 cases from July 2023 – June 2025
- Non-Profits include cost of supervision

## Oregon Trial Division

- Approximately 3,000 cases from December 2023 – September 2025
- \* Caution with Murder & J LAW due to small sample size

**Table 4. Capacity Contract by Entity Type & OTD Attorney Cost per Case**

Case Type	All Contracts	Consortia/Firm	Non-Profits	OTD
Murder	\$47,120.12	\$45,089.07	\$49,551.48	\$76,610.59*
Jessica Law	\$46,931.23	\$46,121.95	\$48,591.97	\$58,909.44*
Measure 11	\$6,320.75	\$6,181.04	\$6,596.70	\$8,858.06
Major Felony	\$2,067.99	\$2,032.37	\$2,121.44	\$2,632.11
Minor Felony	\$1,691.73	\$1,624.24	\$1,773.70	\$2,187.33
Misdemeanor	\$1,121.73	\$957.68	\$1,357.69	\$1,692.46
Probation Viol	\$363.40	\$334.91	\$404.66	\$439.95
Specialty Court	\$964.26	\$827.42	\$1,170.32	\$1,590.20
Appellate	\$7,219.21	\$7,154.22	\$7,614.58	-
PCR	\$6,290.37	\$6,008.52	\$11,766.98	-
Habeas	\$6,280.13	\$6,007.91	\$6,260.76	-
Civil Commitment	\$1,217.62	\$1,165.70	\$1,304.59	-

# Attorney Cost per Client

## Hourly Contracts

- Historical billing data by client's highest charge
- Approximately 11,500 clients from July 2021 – June 2025

## OPDC Trial Division

- Approximately 1,700 clients from December 2023 – September 2025
- \* Murder and J Law view with caution due to small sample size

Table 6. Hourly & OTD Attorney Cost per Client				
Case Type	Hourly Clients	Hourly Cost per Client	OTD Clients	OTD Cost per Client
Murder	379	\$67,780.58	5*	\$76,610.59*
Jessica Law	113	\$25,123.03	15*	\$58,909.44*
Measure 11	959	\$12,060.77	149	\$8,585.06
Major Felony	972	\$6,468.86	236	\$2,632.11
Minor Felony	2,916	\$3,374.88	466	\$2,187.33
Misdemeanor	5,214	\$1,857.57	504	\$1,692.46
Probation Violation	658	\$1,086.07	174	\$439.95
Appellate	103	\$8,340.09	-	-
PCR	165	\$30,313.09	-	-
Civil Commitment	131	\$1,389.00	-	-
Habeas	118	\$5,371.23	-	-



# Investigation Costs

# Investigation Cost per Case

## Capacity & Hourly

- Capacity uses both in-house and PAE process
- July 2021 – June 2025 costs and forecasted case counts

## Oregon Trial Division

- PAE process prior to fully staffed with in-house investigators
- Ability to analyze cost per client

Table 5. Investigation Cost per Case		
Case Type	Capacity & Hourly	OTD
Murder	\$17,735.55	\$23,860.87
Jessica Law	\$7,355.99	\$17,045.02
Measure 11	\$1,948.62	\$3,013.77
Major Felony (A/B)	\$166.70	\$966.37
Minor Felony (C)	\$182.29	\$574.21
Misdemeanor	\$60.01	\$276.30
Probation Violation	\$14.50	\$99.82
Specialty Court*	\$45.91	\$264.22
Appellate	\$283.85	-
PCR	\$1,649.88	-
Habeas	\$884.65	-
Civil Commitment	\$23.74	-

# **Preauthorized & Court Mandated Expenses**

# PAE & CME Cost per Case

PAE & CME cost  
per case applied to  
all areas

Office of Economic  
Analysis Public  
Defense Caseload  
April 2025

Table 7. PAE and CME Cost per Case		
Case Type	PAE	CME
Murder	\$34,013.06	\$748.25
Jessica Law	\$14,157.71	\$167.17
Measure 11	\$3,152.95	\$28.41
Major Felony (A/B)	\$633.25	\$8.14
Minor Felony (C)	\$287.29	\$2.52
Misdemeanors	\$95.32	\$0.78
Probation Violation	\$26.21	\$0.17
Appellate	\$778.30	\$0.69
PCR	\$1,919.03	\$35.41
Habeas	\$2,223.60	\$22.34
Civil Commitment	\$5.72	\$0.32

# Preliminary Results

# Preliminary Results

- Will be updated with OEA Public Defense Caseload Forecast October 2025
- Seeking feedback

Table 1. Cost per Case for Capacity Contracts and OPDC OTD; Cost per Client for Hourly Contracts			
Case Type	Capacity Contracts	OTD	Hourly Contracts
Murder	\$99,617.66	\$129,389.46	\$120,277.42
Jessica Law	\$68,613.29	\$80,656.61	\$46,803.90
Measure 11	\$11,455.20	\$13,899.95	\$17,190.75
Major Felony (A/B)	\$2,876.99	\$3,883.59	\$7,276.95
Minor Felony (C)	\$2,164.00	\$2,790.55	\$3,846.98
Misdemeanors	\$1,277.96	\$1,062.75	\$2,013.68
Probation Violation	\$404.36	\$496.10	\$1,124.95
Treatment Court	\$964.26	\$264.22	
Appellate	\$8,284.87		\$9,402.93
PCR	\$9,895.30		\$33,917.41
Habeas	\$9,411.46		\$8,501.82
Civil Commitment	\$1,247.63		\$1,418.78

# Thank you

