


Heceta Head Lighthouse State Scenic Viewpoint



Perched 1,000 feet up on Heceta Head, the lighthouse is one of the most photographed on the coast. The light atop the 56-foot tower was first illuminated in 1894. Its automated beacon, seen 21 miles from land, is rated as the strongest light on the Oregon coast.


Apart from its crowning feature, this park also includes a lightkeeper's house turned bed and breakfast, a sheltered beach that's easy to access from the parking lot and a challenging and scenic hike along a section of the Oregon Coast Trail. The lighthouse viewpoint is among the best on the coast for spotting whales, sea lions and many species of birds. The Heceta Lighthouse Trail continues behind the lighthouse and descends steeply on its way to Washburne campground.



**BRIGHTEST LIGHT ON
THE OREGON COAST**

2 DAY-USE
AREAS

7+ MILES
OF TRAILS



549 ACRES

CHALLENGES AND OPPORTUNITIES

Maintaining the 129-year-old lighthouse requires constant care and a significant budget, particularly considering these structures were never meant to last forever. The park enjoys a strong volunteer base, equivalent to 5.5 full-time employees, to support interpretive programs for the lighthouse. OPRD works closely with the U.S. Forest Service (USFS), which manages some of the land surrounding the lighthouse including the lightkeeper's house bed and breakfast. The inn is operated by a concessionaire through the USFS. For more information go to www.hecetalighthouse.com

The park and surrounding ocean are part of Oregon's largest marine reserve, the Cape Perpetua Marine Reserve. The reserve stretches between the towns of Yachats and Florence and includes a marine reserve, two Marine Protected Areas and a Seabird Protection Area. To learn more, go to <https://oregonmarinereserves.com/reserves/cape-perpetua/>

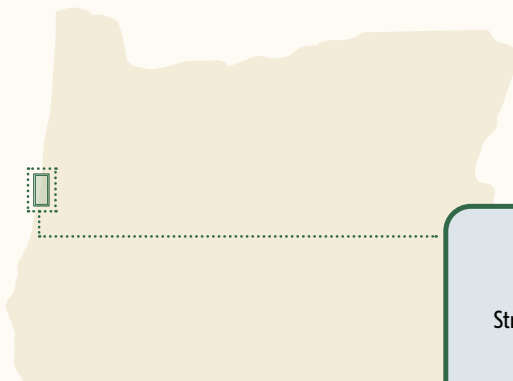
WASHBURNE MANAGEMENT UNIT

Heceta Head Lighthouse State Scenic Viewpoint is a property at the south end of the Washburne Management Unit (MU). The MU includes one campground, six day-use sites and 12 miles of pristine beach stretching north to Neptune State Scenic Viewpoint. Carl G. Washburne campground offers camping on a smaller scale. It allows visitors the chance to enjoy the coast in a less crowded environment, yet within 15 minutes of tourist attractions in Yachats and Florence. Recreation includes hiking, whale watching, hunting agates, beachcombing, wildlife viewing (including elk) and seeing the wild rhododendrons bloom.

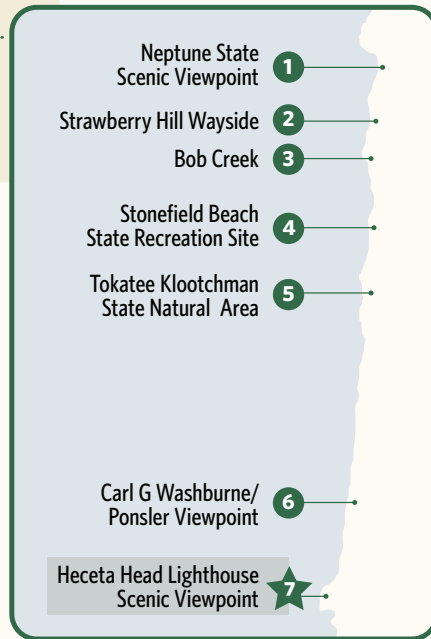
HECETA HEAD LIGHTHOUSE STATE SCENIC VIEWPOINT VISITATION*



*per calendar year



MU ANNUAL BUDGET FY2022: \$600,000



MU STAFF

