

Oregon State Marine Board



Randy Henry | Boating Safety Program Manager

Mission

“Serving recreational boating public through education, enforcement, access and environmental stewardship for a safe and enjoyable experience.”



POWER





PADDLE



SAIL

Historical Perspective

- OSMB created in 1959
- Facility grants started in the 70's
- OSMB receives marine fuel tax revenue in 1985
- Mandatory boating safety education passed in 1999
- Invasive Species Program started in 2009
- Federal grant programs added along the way



OSMB Board & Staff

Five member Governor Appointed Board

Director's Office- 2 FTE

Business Services- 7 FTE (proposed reduction to 6)

Policy and Environmental- 3 FTE

Registrations- 11 FTE

Boating Safety- 8 FTE

Boating Facilities- 8 FTE

Total 39 FTE (proposed reduction to 38 FTE)



OSMB Programs

Boater Registration- 166,972 of registered boaters

- Goal to increase electronic renewals
- 67 registered boat agents

Outfitter and Guides-

- 1,453 guides and outfitters
- 67 charters

Clean Marina Program- 64 certified marinas

OSMB Programs - Boating Safety

Contracts with 32 County Sheriffs and OSP produced the following in 2018:

31,532 boat inspections
5,419 boats stopped for
8,376 separate violations,
including:

- ✓ 1150 adult PFD violations
- ✓ 82 child PFD violations
- ✓ 326 BEC violations
- ✓ 97 BUII, unsafe and reckless operation violations.

Officers responded to **879**
incidents including:

- ✓ 4 boat fires
- ✓ 77 vessel capsizings
- ✓ 14 collisions with other boats or fixed objects
- ✓ 31 drowning and body recoveries
- ✓ 73 non-emergency tow assists
- ✓ 76 Suicide / Attempted suicides
- ✓ 107 suicides and drowning recoveries

OSMB Programs

Mandatory Boater Education - 364,737 issued


Adopt-A-River - Partnership with SOLVE

Abandoned and Derelict Vessels

- ❑ \$114,889.37 on 32 boats in the 2017-2019 biennium
- ❑ Additional 13 boats committed to for a total expected cost of \$148,204.87.
- ❑ Cost recovery efforts for abandoned and derelict vessels began in 2017 and have recovered \$4,259.87 to date.

Aquatic Invasive Species Program

- ❑ Partner with ODFW who runs the check stations
- ❑ 28,186 inspections in 2018
- ❑ 365 had contamination issues; 12 had zebra or quagga mussels



OSMB Programs - Boating Facilities

2017-2019 biennium -

Leveraged \$3.2 million of state boater funds for:

- ✓ Property acquisition for one new boating facility and
- ✓ 34 renovated facilities with a total cost of \$6.5 million.
- ✓ 3 boat ramp lanes
- ✓ 8 toilet stalls
- ✓ 77 boarding dock sections
- ✓ 9 short term tie up dock sections
- ✓ 2 pump out and dump stations
- ✓ 2 floating restrooms

Provided

\$2.2 million in maintenance funds for 315 public boating facilities

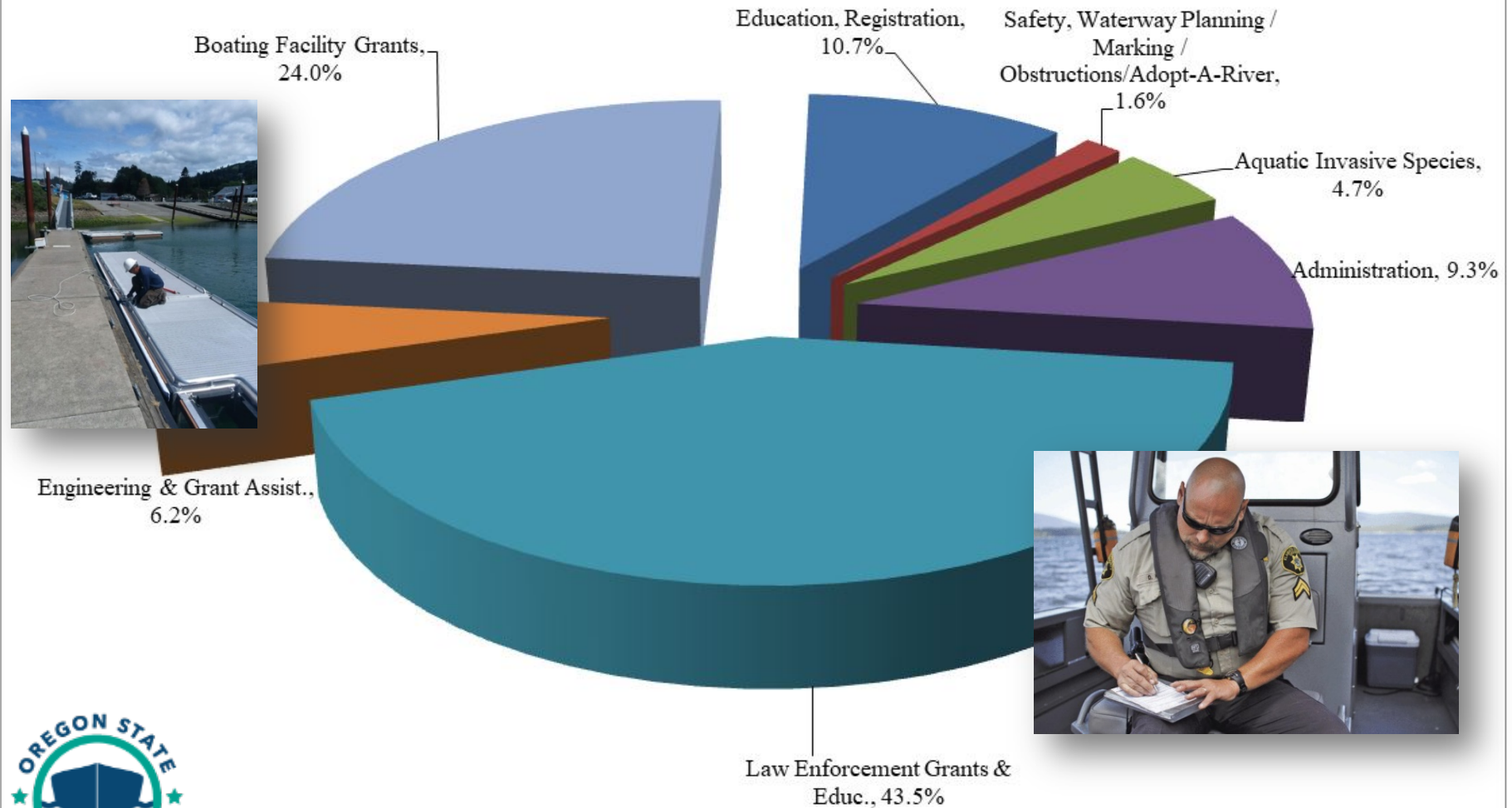
Over 10,000 hours for

- ✓ surveying, engineering,
- ✓ construction and permitting
- ✓ assistance to public agencies for
- ✓ boating facilities.



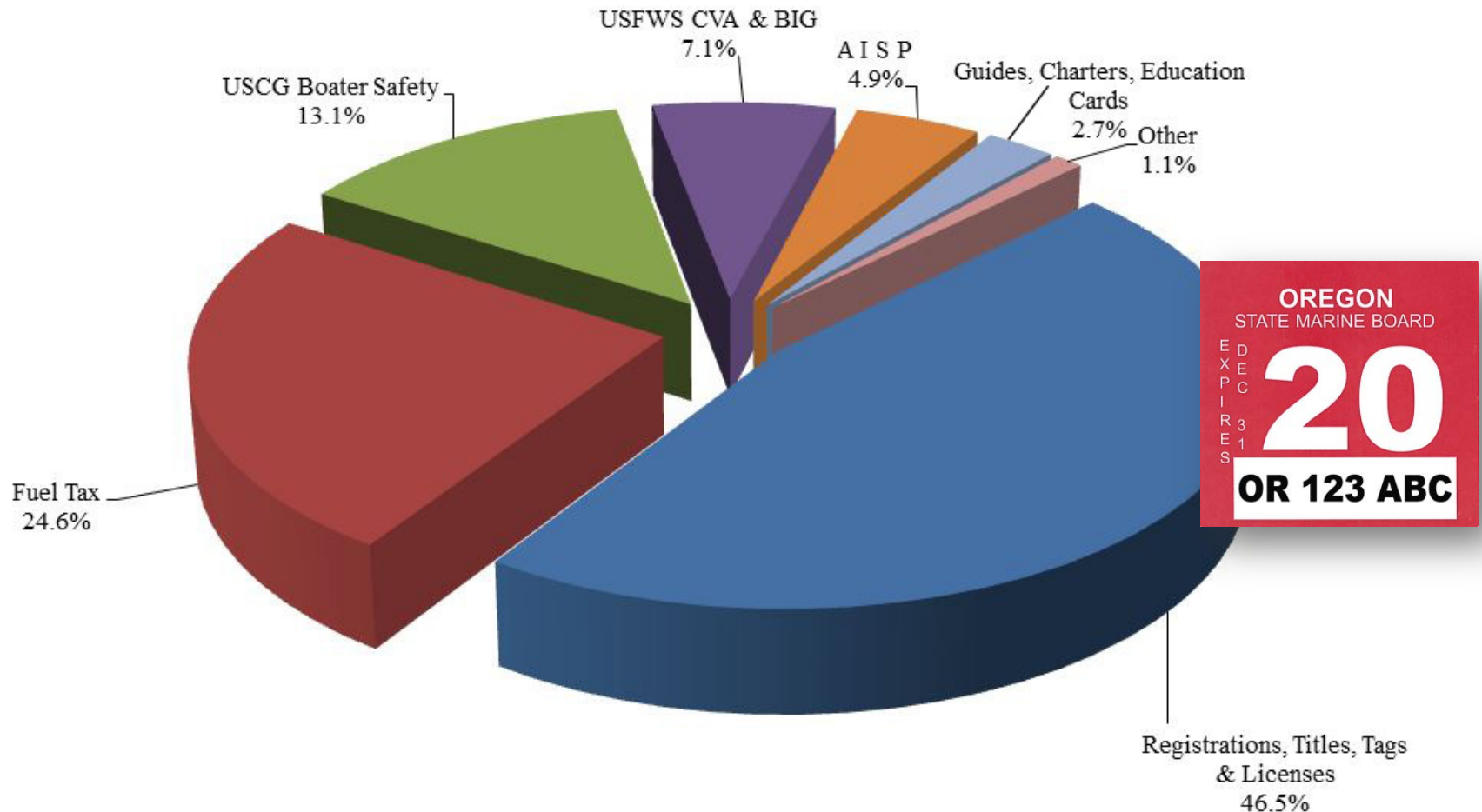
Marine Board Expenditures

2017-19 MARINE BOARD EXPENDITURES BY MAJOR PROGRAM



Marine Board Revenue

2017-19 MARINE BOARD REVENUES BY MAJOR SOURCE – TOTAL \$32,915,093
Excludes \$6,065,290 Beginning Balance



Boating Incidents

830.380 Peace officer authority to require operator to remedy especially hazardous condition.

In 2018, officers...

- Conducted 31,532 boat inspections
- Stopped 5,419 boats for 8,376 separate violations
- Responded to 879 incidents



Boating Incidents

Oregon Fatality Trends

(per 100,000 registered boats)



- Oregon Fatal Rate - All
- Oregon Fatal Rate - BEC
- - - Linear (Oregon Fatal Rate - All)
- - - Linear (Oregon Fatal Rate - BEC)

	BEC	NoBEC
1999	10.8	5.4
2018	7.2	6.8
% Change	-33%	25%
(5 Year Average. Deaths per year, unadjusted)		



Questions

