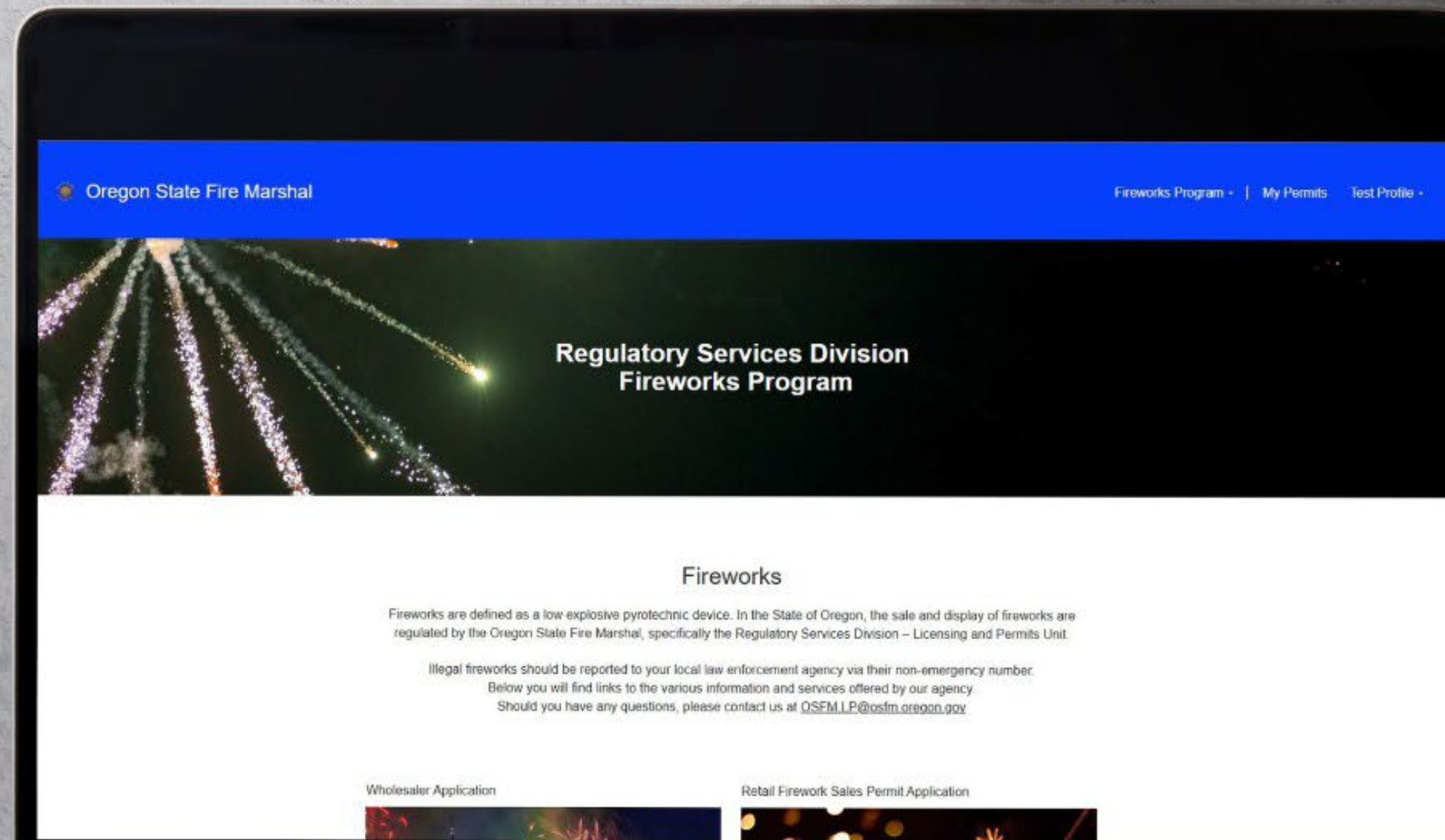




2026 DISPLAY OPERATOR EXAM AND CERTIFICATIONS USER GUIDE

OREGON STATE FIRE MARSHAL



**Welcome to the new online portal for
General, Limited, and Special Effects
Display Operator Certification Applications.**

GUIDE INDEX



Creating an account in the online payment portal

Page 6.

Starting any Application

Page 11.

Limited Operator Certificate – New/Renewal

Page 13.

General Operator Exam Application

Page 20.

General Operator Certificate – New/Renewal

Page 32.

**THIS IS A COMPREHENSIVE GUIDE FOR HOW TO USE THE ONLINE PORTAL TO
APPLY FOR AN OREGON PYROTECHNICIAN CERTIFICATION.
FOLLOW THIS JOB AIDE TO ENSURE A SMOOTH AND COMPLIANT PROCESS.**



Complete the application: Fill out the application screens with complete and accurate information.



Electronically submit and sign your applications in one easy process.



The Oregon State Fire Marshals Regulatory Services Division will review your application promptly and email your certification back in a smooth seamless process.



Submitting a paper application is still available. The paper application may be mailed to the PO box only. Please contact us with questions:
OSFM.LP@OSFM.Oregon.Gov

LET'S BEGIN



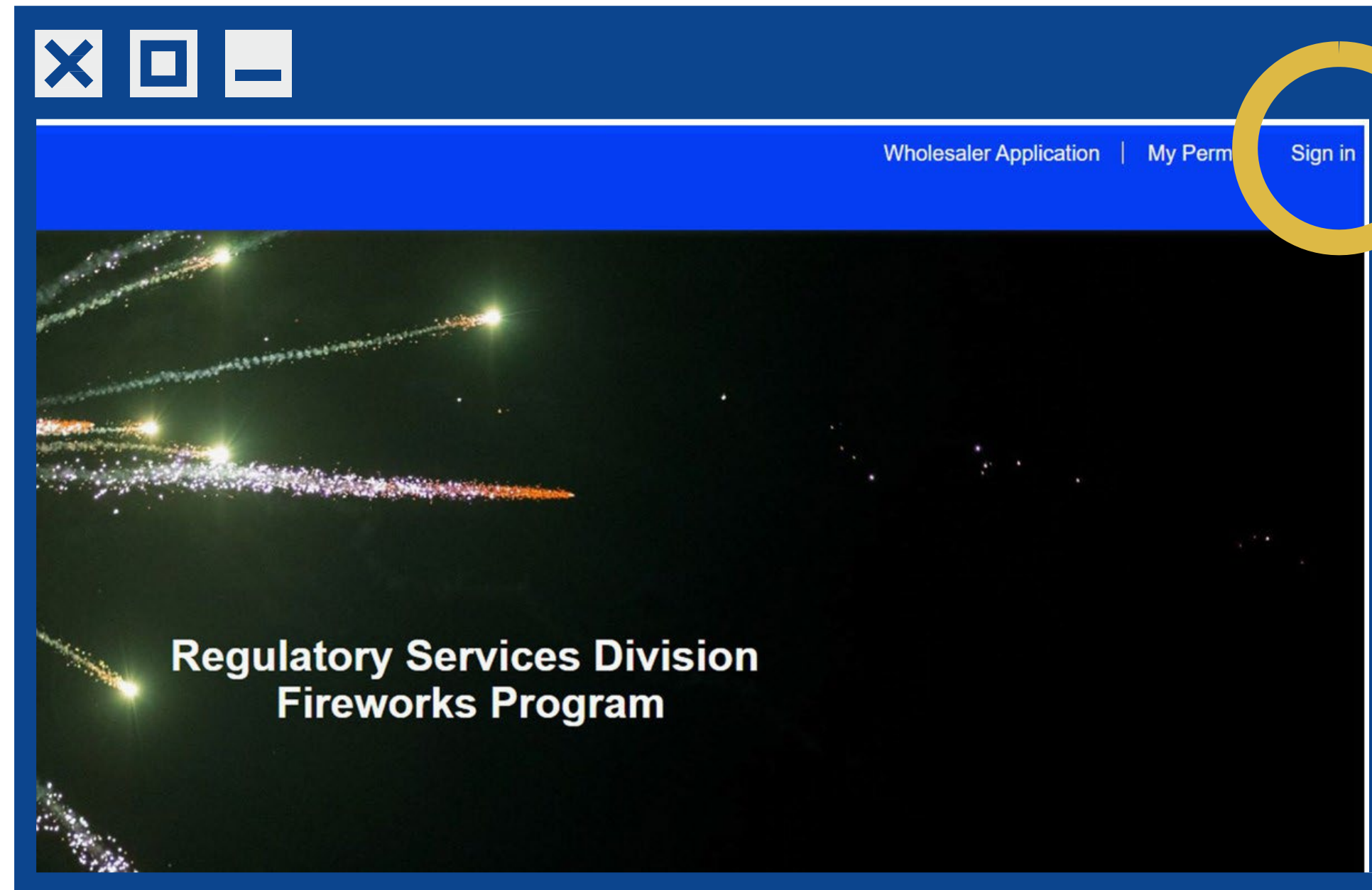
If this is your first time using our online portal, the first step is to create your personal account. Having an account allows you to access all the features and services we offer securely and conveniently



If you already have an account, simply log in using your registered email and password. After logging in, you can skip ahead to page 9 of this guide where you'll find detailed instructions on how to navigate and use the portal's features.

CREATING AN ACCOUNT

[Click here](#) to create an account

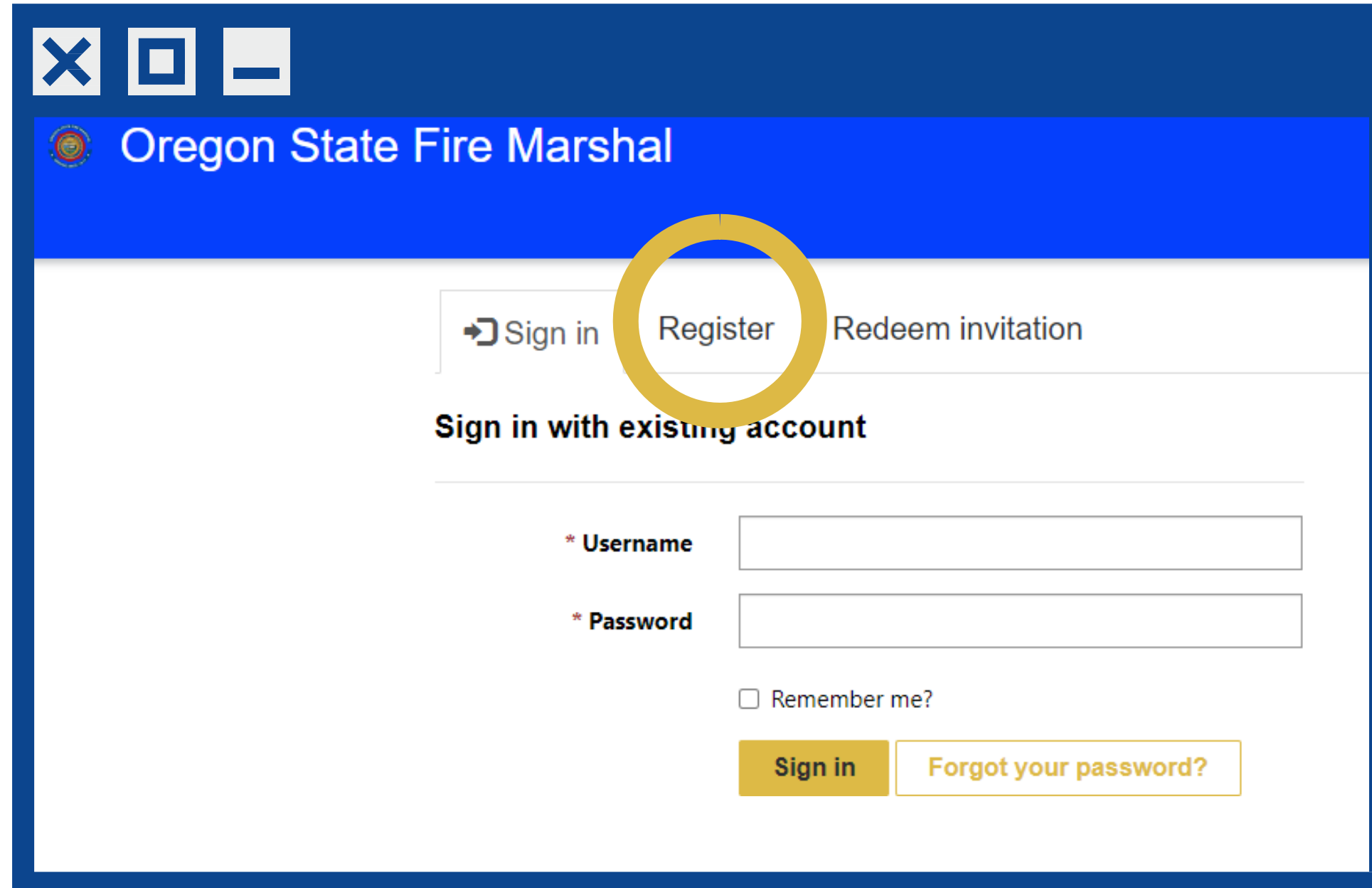


STEP 1

To get started with account creation, click 'sign in' at the top right corner of the portal website.


HELPFUL HINT: Save the link as a "favorite" in your browser.

CREATING AN ACCOUNT



The screenshot shows a web browser window with the Oregon State Fire Marshal logo and name at the top. Below the header, there are three tabs: 'Sign in', 'Register', and 'Redeem invitation'. The 'Register' tab is highlighted with a yellow circle. Below the tabs, the text 'Sign in with existing account' is displayed. Underneath, there are two input fields labeled '* Username' and '* Password'. A checkbox labeled 'Remember me?' is located below the password field. At the bottom, there are two buttons: 'Sign in' and 'Forgot your password?'.

✕ □ —

 Oregon State Fire Marshal

➔ Sign in Register Redeem invitation

Sign in with existing account

* Username

* Password

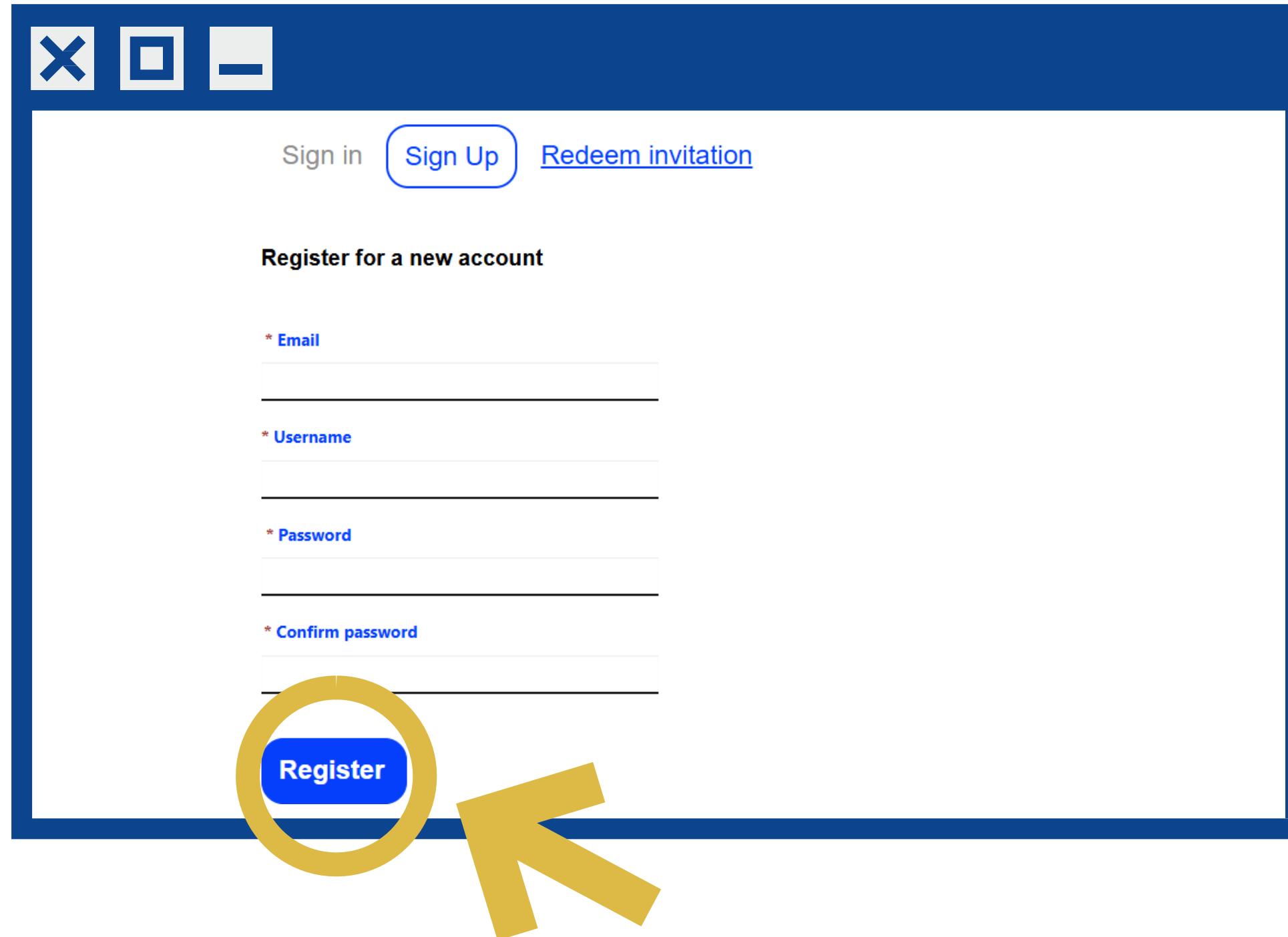
☐ Remember me?

Sign in Forgot your password?

STEP 2

Click the 'Register' tab

CREATING AN ACCOUNT



Sign in **Sign Up** [Redeem invitation](#)

Register for a new account

* **Email**

* **Username**

* **Password**

* **Confirm password**

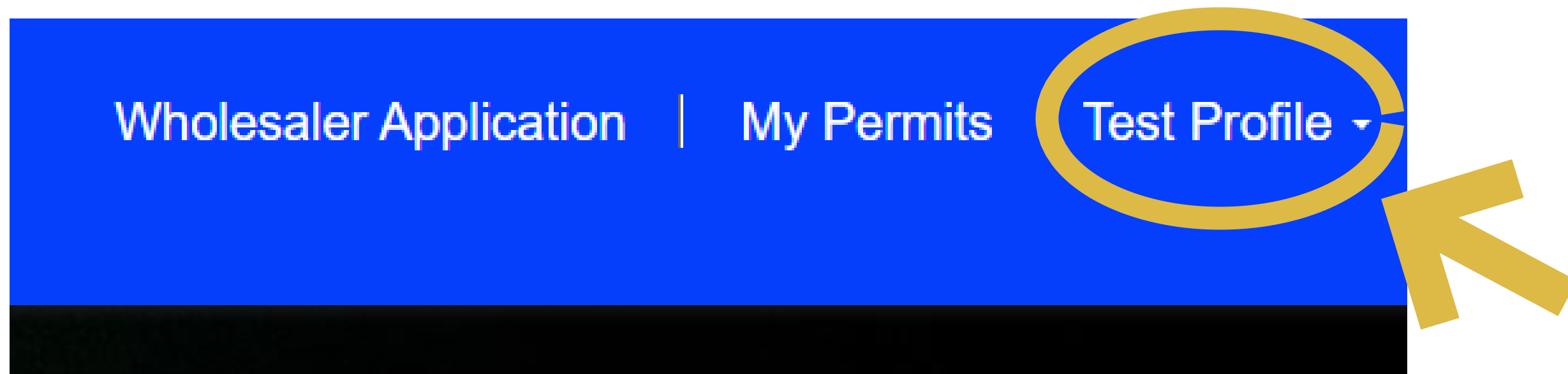
Register

STEP 3

The “Sign Up” tab will open.
Complete the required sections.

Click ‘Register’ to finalize your
account.

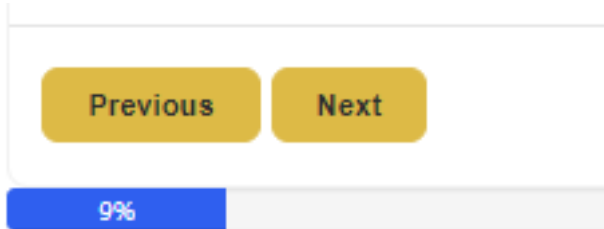
Once your account is created and you are logged in, your name will appear in the upper right corner of the main page.



HELPFUL HINTS BEFORE YOU GET STARTED



To start a new application, click “Apply for an Operator Certification.”

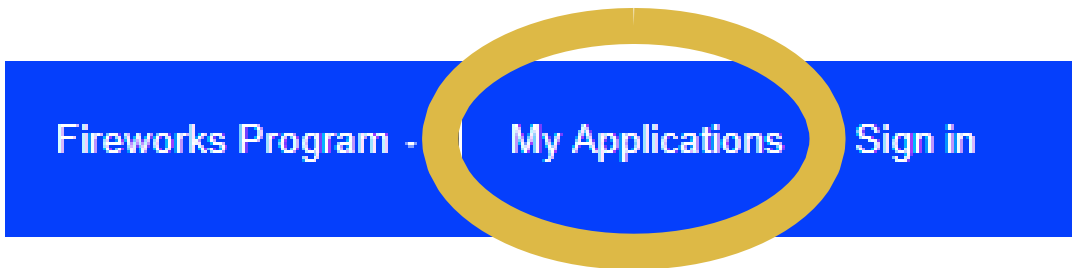


The status bar at the bottom will help you navigate along the way.

Helpful Hint: Use the “previous” and “next” buttons on screen, *not your browser’s back buttons*.



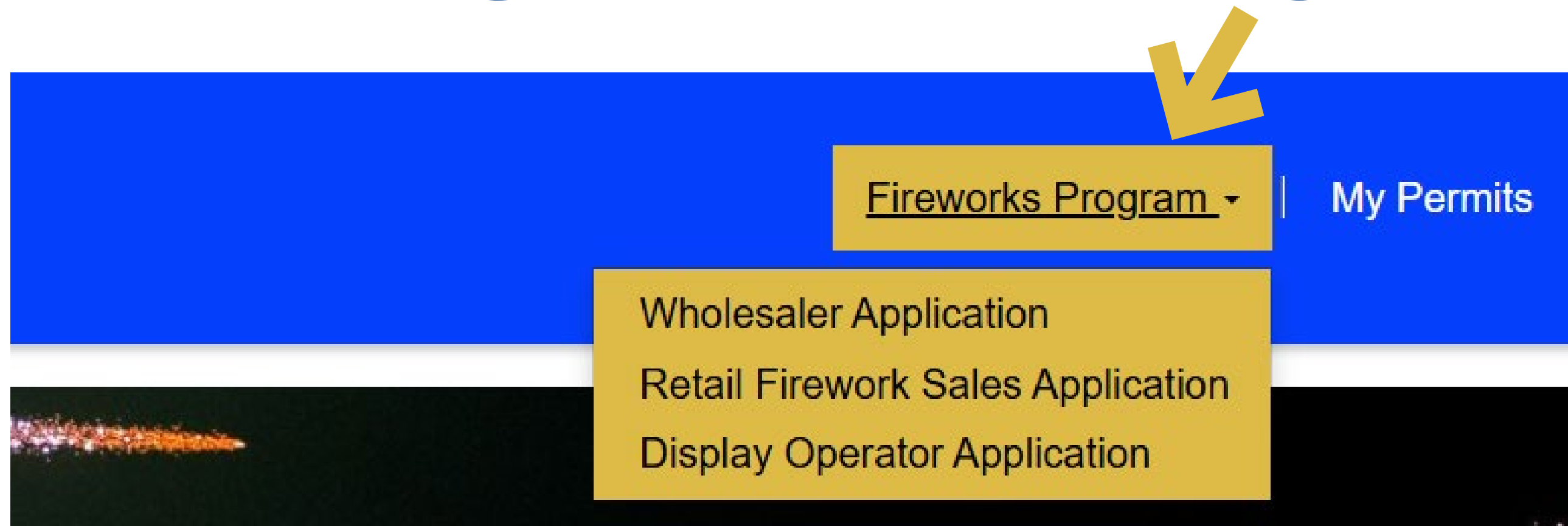
Helpful Hint: Red asterisks* indicate the required sections. These must be completed before you can advance to the next page of the application.



You may check on the status of your application at any time by navigating to the ‘My Applications’ dropdown.

Screenshots may appear different based on updates to the portal. The process is still the same.
Please let us know if you have any questions at OSFM.LP@OSFM.Oregon.Gov

STARTING AN APPLICATION



1. Click the 'Fireworks Program' dropdown.
2. Select 'Display Operator Application.'

FIREWORKS DISPLAY OPERATOR APPLICATION

Please select the application you would like to complete

FIREWORKS DISPLAY OPERATOR APPLICATION

* REQUIRED FIELDS

Application *

Please select the application you would like to complete

Select

Next

0%



Application *

Please select the application you would like to complete

Select

Select

Limited Fireworks Operator Certification

General Fireworks Operator Certification

General Fireworks Operator Certification Exam

The online application is the same as the current paper application.

Click the drop-down arrow to select the type of application needed.

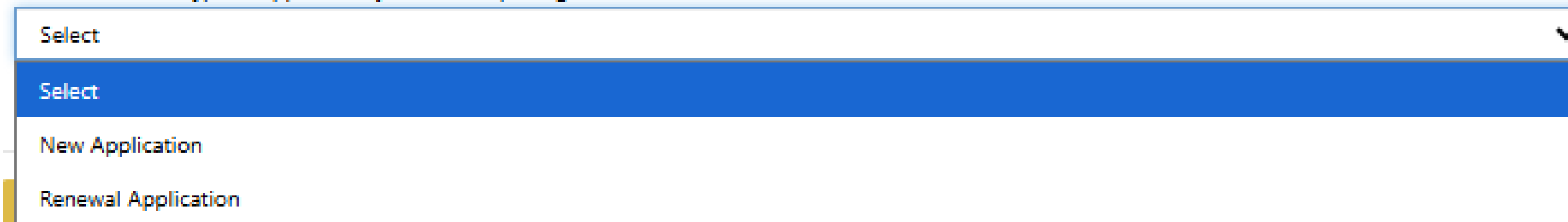
**LIMITED FIREWORKS OPERATOR
CERTIFICATE – NEW AND
RENEWAL APPLICATION**

APPLICATION TYPE

Please select the type of application you are completing

Application Type *

Please select the type of application you are completing

A screenshot of a web form's dropdown menu. The dropdown is open, showing four options: 'Select' (highlighted in blue), 'New Application', 'Renewal Application', and another 'Select' option at the bottom. The text 'Please select the type of application you are completing' is visible above the dropdown. The dropdown has a blue border and a small downward arrow on the right side of the top bar.

Select

Select

New Application

Renewal Application

Select "New Application" if no Pyrotechnician Certification has been held with the State of Oregon before.

Select "Renewal Application" if a Pyrotechnician Certification has been held with the State of Oregon before.

The pages are the same for New Applications and Renewal Applications – Renewal Applications will pull data OSFM currently has on file to verify the identity of the applicant.

APPLICATION INSTRUCTIONS

Please read this page fully, review the required Oregon Revised Statutes and Oregon Administrative Rules.

By checking the box at the bottom, this certifies that the statutes and rules have been read and understood by the applicant.

☒ I certify I have read the above statutes and rules *

Previous

Next

16%

APPLICANT INFORMATION

Complete all information.
Do not use “same” or “on file”.

If a renewal –use the name as it
appears on the current certificate.

The Final Approved Certificate will
be sent to the email address
provided on this screen.

Click “Next”

APPLICANT INFORMATION

First Name *

Applicant Middle Name

Last Name *

Mailing Address *

City *

State *

Select

Zip *

Street Address *

City *

State *

Select

Zip *

Phone *

Provide a telephone number

Date of Birth *

M/D/YYYY

Email Address *

Previous

Next


33%


SIGNATURE

By digitally signing this application, I understand I am certifying I meet the requirements for Limited Operator Certification. I also understand that violation of fireworks statutes or administrative rules may result in the State Fire Marshal revoking, suspending, or refusing to issue my certification or display permits, and may result in the issuance of civil penalties.

I hereby certify that I am knowledgeable of and will comply with Oregon's fireworks statutes, administrative rules, and safety procedures for displays. I hereby certify the information contained in this application to be correct and true to the best of my knowledge.


I UNDERSTAND THAT A LIMITED DISPLAY OPERATOR CERTIFICATE DOES NOT ALLOW THE HOLDER TO PURCHASE, POSSESS, OR STORE FIREWORKS AT ANY TIME WITHOUT FIRST OBTAINING A SEPARATE PERMIT FOR EACH EVENT FROM STATE FIRE MARSHAL.



Applicant Signature *	Date *
<input type="text"/>	<input type="text" value="12/8/2025"/> 
<div><button>Previous</button><button>Submit</button></div>	
100%	

SUBMISSION COMPLETED SUCCESSFULLY

FIREWORKS DISPLAY OPERATOR APPLICATION



Submission completed successfully. You may now close this page.

The email address provided will receive a confirmation email with the Application ID/ Reference Number.

APPLICATION – CHECKING STATUS

In the “My Applications” screen

Click “Display Operator Application / Exams”.

The newest application should be at the top.

This shows the ID, Application Type, Status, Certificate Number (once approved), and the Created-On Date.

The status is the phase the application is in.

Display Operator Applications/Exams					
Click here to view display operator applications and exams					
Display Operator Applications/Exams					
App ID ↓	Application	Application Type	Status	Certificate Number	Created On
25-0136	Limited Fireworks Operator Certification	New Application	Pre-Processed		12/8/2025 9:40 AM

LIMITED DISPLAY CERTIFICATE COMPLETION

The email address provided will receive the final Limited Display Operator Certificate.

(SANDBOX) Oregon State Fire Marshal Limited Display Operator Certificate 1781



Congratulations! Please see attached for your Limited Display Operator Certificate.

Please let us know if you have any questions.



Licensing and Permits
Regulatory Services Division
Oregon State Fire Marshal
(971) 372-0325
Email: OSFM.LP@OSFM.oregon.gov

GENERAL FIREWORKS OPERATOR EXAM APPLICATION

FIREWORKS DISPLAY OPERATOR APPLICATION

Please select the application you would like to complete

FIREWORKS DISPLAY OPERATOR APPLICATION

* REQUIRED FIELDS

Application *
Please select the application you would like to complete

Select ▼

Next

0%



The online application is the same as the current paper application.

Click the drop-down arrow to select the type of application needed.

Application *
Please select the application you would like to complete

Select ▼

- Select
- Limited Fireworks Operator Certification
- General Fireworks Operator Certification
- General Fireworks Operator Certification Exam

GENERAL FIREWORKS OPERATOR CERTIFICATION EXAM

Select the “Exam”
option in the
dropdown.

Click “Next”

* REQUIRED FIELDS

Application *

Please select the application you would like to complete

General Fireworks Operator Certification Exam



Next

0%

APPLICATION INSTRUCTIONS

Please read this page fully, review the required Oregon Revised Statutes and Oregon Administrative Rules.

By checking the box at the bottom, this certifies that the statutes and rules have been read and understood by the applicant.

☒ I certify I have read the above statutes and rules *

Previous

Next

16%

APPLICANT INFORMATION

Complete all information.
Do not use “same” or “on file”.

If a renewal –use the name as it
appears on the current certificate.

The Final Approved Certificate will
be sent to the email address
provided on this screen.

Click “Next”

APPLICANT INFORMATION

First Name *

Applicant Middle Name

Last Name *

Mailing Address *

City *

State *

Zip *

Street Address *

City *

State *

Zip *

Phone *

Date of Birth *

Email Address *


Previous

Next

33%

SIGNATURE

I hereby certify the information contained in this application to be true and correct to the best of my knowledge.



Applicant Signature *

Date *

12/8/2025


Previous

Submit

100%

SUBMISSION COMPLETED SUCCESSFULLY

FIREWORKS DISPLAY OPERATOR APPLICATION



Submission completed successfully. You may now close this page.

The email address provided will receive a confirmation email with the Application ID/ Reference Number.

EMAIL CONFIRMATION RECEIVED

SANDBOX - OSFM General Display Operator EXAM Information



IMPORTANT: PLEASE REPLY TO THIS EMAIL ONCE YOUR WORKDAY PROFILE HAS BEEN CREATED

READ THIS ENTIRE MESSAGE CAREFULLY

- When establishing your Workday account, you must use the same personal information that you submitted on your Exam Application.
- Only one Workday Learning account is allowed per individual and per email address.
 - Email addresses may not be shared or used by multiple individuals.
- You are solely responsible for maintaining your training records, login credentials, and password.
- If you do not remember your login or password, **do not create a new account.**
 - Please contact us for assistance here OSFM.LP@osfm.oregon.gov
- **Once your Workday account has been successfully created, please reply to this email or email OSFM.LP@osfm.oregon.gov so that we may assign your examination.**

New Account Setup Link: [WDL Extended Enterprise Learner](#)

Please ensure that you are using a computer (not a cell phone or tablet) to complete the setup process.
For best results, use the Chrome web browser when creating your profile.

If you have any questions, please do not hesitate to contact us.



Licensing and Permits
Regulatory Services Division
Oregon State Fire Marshal
(971) 372-0325
Email: OSFM.LP@OSFM.oregon.gov

1. The email address on the Exam application will receive a generic confirmation email.
2. OSFM will review the application.
3. The applicant will receive a second email with IMPORTANT INFORMATION regarding account set up in the testing system called "Workday Learning"

IMPORTANT

Once your Workday account has been successfully created, and the applicant can log in and out successfully; reply to the email or email OSFM.LP@osfm.oregon.gov so that we may assign your examination.

If this step is skipped, the applicant will not receive the exam.



EXAM ENROLLMENT



1. The applicant will receive an email; they need to respond confirming receipt.
2. There is no time limit for completing the exam.
3. Once complete, they must respond to this email or email OSFM.LP@OSFM.Oregon.gov with the results.

EXAM RESULTS

PASS:

An email will be sent to the applicant reminding them to log in to the online portal and complete the online application for the General Operator Certificate.

FAIL:

Once the applicant informs OSFM of the results, staff will confirm when to reassign the exam. There is no limit or waiting period for retaking the exam

APPLICATION – CHECKING STATUS

In the “My Applications” screen

Click “Display Operator Application / Exams”.

The newest application should be at the top.

This shows the ID, Application Type, Status, Certificate Number (once approved), and the Created-On Date.

The status is the phase the application is in.

Display Operator Applications/Exams					
Click here to view display operator applications and exams					
Display Operator Applications/Exams					
App ID ↓	Application	Application Type	Status	Certificate Number	Created On
25-0138	General Fireworks Operator Certification Exam		Exam Passed		12/8/2025 10:46 AM

GENERAL FIREWORKS OPERATOR CERTIFICATION APPLICATION

FIREWORKS DISPLAY OPERATOR APPLICATION

Please select the application you would like to complete

FIREWORKS DISPLAY OPERATOR APPLICATION

* REQUIRED FIELDS

Application *

Please select the application you would like to complete

Select

Next

0%



Application *

Please select the application you would like to complete

Select

Select

Limited Fireworks Operator Certification

General Fireworks Operator Certification

General Fireworks Operator Certification Exam

The online application is the same as the current paper application.

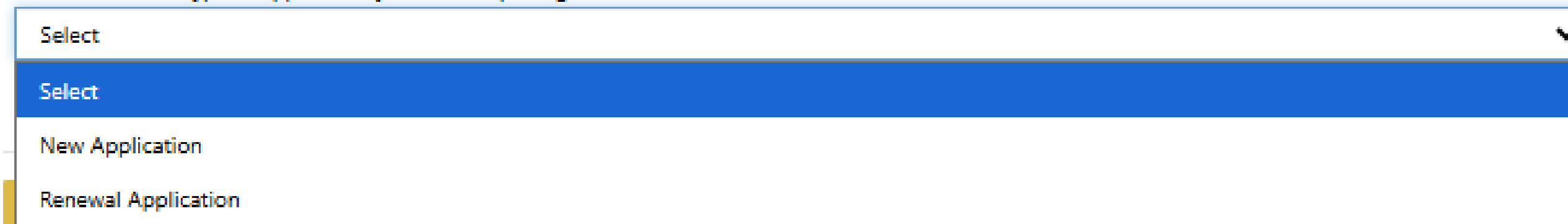
Click the drop-down arrow to select the type of application needed.

APPLICATION TYPE

Please select the type of application you are completing

Application Type *

Please select the type of application you are completing

A screenshot of a web form's dropdown menu. The dropdown is open, showing four options: 'Select' (highlighted in blue), 'New Application', 'Renewal Application', and another 'Select' option at the bottom. The text 'Please select the type of application you are completing' is visible above the dropdown. The dropdown has a blue border and a small downward arrow on the right side of the top bar.

Select

Select

New Application

Renewal Application

Select "New Application" if no Pyrotechnician Certification has been held with the State of Oregon before.

Select "Renewal Application" if a Pyrotechnician Certification has been held with the State of Oregon before.

The pages are the same for New Applications and Renewal Applications – Renewal applications will pull data OSFM currently has on file to verify the identity of the applicant.

APPLICATION INSTRUCTIONS

Please read this page fully, review the required Oregon Revised Statutes and Oregon Administrative Rules.

By checking the box at the bottom, this certifies that the statutes and rules have been read and understood by the applicant.

☒ I certify I have read the above statutes and rules *

Previous

Next

16%

APPLICANT INFORMATION

Complete all information.
Do not use “same” or “on file”.

If a renewal –use the name as it
appears on the current certificate.

The Final Approved Certificate will
be sent to the email address
provided on this screen.

Click “Next”

APPLICANT INFORMATION

First Name *

Applicant Middle Name

Last Name *

Mailing Address *

City *

State *

Select

Zip *

Street Address *

City *

State *

Select

Zip *

Phone *

Provide a telephone number

Date of Birth *

M/D/YYYY

Email Address *

Previous

Next

33%

DISPLAYS CONDUCTED

Click “Add Display”

Input “Permit Number”, “Date of Display” and check all appropriate duties for that display.
Click “Submit”

Displays Conducted

Permit numbers and duties performed are required for determination of certification/renewal. Contact the pyrotechnician in charge of the display to obtain this information. A minimum of three displays in the three years immediately prior to date of application is required for certification/renewal. List all displays you want considered for certification/renewal.

Add Display

No Displays have been added yet


Previous

Next

50%

Display Conducted Details

Permit Number *

Date of Display
 

Check appropriate duties performed

☐ Installation of Mortars

☐ Installation of Set Piece

☐ Loading Shells

☐ Installation of Electrical Firing System

☐ Clean-Up/Inspection

☐ Tending Magazine

☐ Manual Firing Display

☐ Electrical Firing Display

Submit

DISPLAYS CONDUCTED

Complete this process for all displays in the last three years.

The applicant must have participated in at least 3 displays in 3 years.

Click “Next” once all are entered.

Display Conducted Details

Permit Number *

Date of Display

M/D/YYYY

Check appropriate duties performed

☐ Installation of Mortars

☐ Installation of Set Piece

☐ Loading Shells

☐ Installation of Electrical Firing System

☐ Clean-Up/Inspection

☐ Tending Magazine

☐ Manual Firing Display

☐ Electrical Firing Display

Submit

Displays Conducted

Permit numbers and duties performed are required for determination of certification/renewal. Contact the pyrotechnician in charge of the display to obtain this information. A minimum of three displays in the three years immediately prior to date of application is required for certification/renewal. List all displays you want considered for certification/renewal.

Add Display

P25-0123	12/1/2025	▼
P24-456	7/4/2024	▼
P23-789	7/4/2023	▼

Previous

Next

50%

GENERAL OPERATOR EXAMINATION


Required for initial certification or if your certification has expired.

* REQUIRED FIELDS

General Operator Examination

Required for initial certification or if your certification has expired.

Date Completed



PreviousNext

66%

For initial certification or if your certification has expired enter the date the applicant passed the examination.

If the application is a renewal; please leave blank and click "Next"

TRAINING COURSE COMPLETION

- For the initial certification, an approved training course must be completed in the three years immediately preceding the initial application.
- To renew a certification, an approved training course must be completed between the valid date and expiration date of the current certification.
- A copy of the training certificate is required; the instructor of the course shall provide this upon completion of the course.

* REQUIRED FIELDS

Training Course

For **initial** certification, an approved training course must be completed in the three years immediately preceding the initial application.

To **renew** certification, an approved training course must be completed between the valid date and expiration date of the current certification.

Date *

M/D/YYYY

Location *

Instructor *

General Operator Training Certificate *

Choose File

No file selected


Previous

Next

83%

SIGNATURE

I hereby certify the information contained in this application to be true and correct to the best of my knowledge.



Applicant Signature *

Date *

12/8/2025


Previous

Submit

100%

SUBMISSION COMPLETED SUCCESSFULLY

FIREWORKS DISPLAY OPERATOR APPLICATION



Submission completed successfully. You may now close this page.

The email address provided will receive a confirmation email with the Application ID/ Reference Number.

APPLICATION – CHECKING STATUS

In the “My Applications” screen

Click “Display Operator Application / Exams”.

The newest application should be at the top.

This shows the ID, Application Type, Status, Certificate Number (once approved), and the Created-On Date.

The status is the phase the application is in.

Display Operator Applications/Exams					
Click here to view display operator applications and exams					
Display Operator Applications/Exams					
App ID ↓	Application	Application Type	Status	Certificate Number	Created On
25-0139	General Fireworks Operator Certification	New Application	Pre-Processed		12/8/2025 11:28 AM

GENERAL DISPLAY CERTIFICATE COMPLETION

The email address provided will receive the final General Display Operator Certificate.

(SANDBOX) Oregon State Fire Marshal General Display Operator Certificate 1784



OSFM LP * OSFM

To ● MARKHAM Eleesa * OSFM



Markham_1784.pdf
42 KB

Congratulations! Please see attached for your General Display Operator Certificate.

Please let us know if you have any questions.



Licensing and Permits

Regulatory Services Division

Oregon State Fire Marshal

(971) 372-0325

Email: OSFM.LP@OSFM.oregon.gov



**THIS COMPLETES THE OPERATOR CERTIFICATION
USER GUIDE!**

**EMAIL US WITH ANY QUESTIONS TO
OSFM.LP@OSFM.OREGON.GOV**