

I just  
bought  
a boat...



*Now what?*



**T**his brochure highlights boat titling and registration requirements in Oregon. For coverage of other Oregon boating laws, please consult *Experience Oregon Boating –Safety, Regulations, and How-To’s for Fun Boating*.

The Marine Board is the state agency responsible for the titling and registration of recreational boats, development and maintenance of public boating facilities, and for safety education and law enforcement on the water.

For additional information or questions:

Call the **Marine Board** at (503) 378-8587.

Visit our web site at: <http://www.oregon.gov/OSMB>

or send an e-mail to: [marine.board@state.or.us](mailto:marine.board@state.or.us)



Serving Oregon's recreational boating public through education, enforcement, access, and environmental stewardship for a safe and enjoyable experience.



# Do I Need To Register?

**A**ll motorized boats, regardless of length or type, must be titled and registered in Oregon. This includes inflatable rafts with motors, personal watercraft (Jet Skis, Wave Runners), and sailboats 12 feet long and longer.


## Documents

Applications for title and registration can be printed from the agency's website. These can be mailed or faxed to begin the title and registration process. You can also apply online.

The Marine Board also works with registration agents and boat dealers statewide who can process your documents for a small fee. You will be issued a temporary permit, valid for up to 60 days, which allows you to use your boat right away. You must carry your temporary permit on board while boating until

you receive your Certificate of Number (registration card).

If you bought your boat from a private party, you can apply for the title and/or registration decals with the original Oregon boat title at one of the Marine Board's registration agents



This is the certificate of number card that must be carried on board when boating.

listed on our website or complete the application on the back of the Oregon boat title and mail it with the proper fees to: Oregon State Marine Board, P.O. Box 14145, Salem, OR 97309.

For more detailed information, please refer to the “Title and Registration FAQ’s” at [boatoregon.com](http://boatoregon.com).

Once the Application for a Boat Title has been completed by the Marine Board, the boat owner will receive a Certificate of Title (title) and Certificate of Number (registration card) and if applicable, registration decals. New boats will be assigned an OR#.

### Registration

The Certificate of Number (registration card) and decals are issued on a two-year calendar basis. The expiration date is

December 31 of the year indicated. Renewal notices are mailed to boaters in November of the year their decals expire. You may renew in any of the following ways:

- Online at [www.boatoregon.com](http://www.boatoregon.com)
- By mail. Enclose the required fees and your OR#, renewal notice or expired Certificate of Number (registration card) to the Marine Board.
- At one of the statewide agents, Submit your renewal notice, expired Certificate of Number (registration card), Marine Board database printout or a copy of your Certificate of Title with the required fees.

The renewal process begins November 1, of the calendar year the decals expire.





# Registration

**F**ees support boating programs such as marine law enforcement, education and safety programs, and facilities. The following is a fee schedule for certificate of number (valid for two calendar years) and boat title.

## Certificate of Number ( registration)

Registration is \$4.50 per foot (\*rounded up) for the following boats in use in Oregon waters. "In use" means any boat in the water, moving or moored.

- Sailboats 12 feet and longer
- All motorized boats Aquatic Invasive  
Species Surcharge
- \*Example: 17 ft. 3 in. = 18 ft. (times \$4.50/ft.) + \$5 = \$86
- Duplicate Certificate of Number and/ or Decal..... \$15

## Certificate of Title

- New boat title or title transfer ..... \$50
- Lost title with change of owner ..... \$50
- Lost title no change of owner ..... \$25

When the ownership of an Oregon boat changes, documents for title transfer must be received by the board or an agent within 30 days of the date of purchase. Oregon title transfer requests received after the 30-day period incur a \$25 penalty fee.





# Questions & Answers

## Question

**I just bought a boat. What do I do?**

## Answer

If the boat is new, you need to complete an *Application for Boat Title* and submit the original *Manufacturer's Statement of Origin (MSO)* and required fees to the Marine Board or a registration agent.

If you buy a used boat from a private party, and the boat was previously titled and registered in Oregon, the seller should provide an *Oregon Certificate of Title*. All owners listed on the face of the title must sign and date their release of interest in the boat.

If the boat was previously registered in a state that doesn't issue titles, submit an *Application for Boat Title*, the bill of sale and the previous owner's registration card to the Marine Board or a registration agent, along with the applicable fees.

If the boat you purchased comes from a state that issues titles, submit the signed title, a completed *Application for Boat Title* and the required transfer fees to the Marine Board or a registration agent.

## Question

### Does my boat need to be inspected first?

## Answer

Some boats in Oregon are required to be inspected by a marine law enforcement officer before they can be titled and registered. Including home built boats and all boats never titled or registered in Oregon or any other state. Excluded are newly manufactured boats with an MSO or boats titled in another state if the title accompanies the application for Oregon title. If documentation submitted shows an incorrect hull number, the boat will require a HIN inspection.

The inspection focuses on the hull identification number (HIN). The Marine Board determines whether your boat needs to be inspected upon receiving your Application for Boat Title. If so, the board will notify you in writing and will provide you with a list of contacts for the inspection. After the HIN inspection is completed, you will receive a *HIN Inspection Certificate*. You must return the certificate directly to the Marine Board along with the notification letter.

## Question

### Do I need a license to drive my boat?

## Answer

While not technically a license, powerboat operators are required to carry a Mandatory Boater Education Card when operating boats greater than 10 hp. The card shows you have taken and passed a boating safety course. Unlike a license, the card never needs to be renewed and cannot be taken away. Youth 12-15 also need a boater education card when operating boats 0-10 hp alone. When operating boats greater than 10 hp, youth must be supervised by a card-holding adult, 16 or older. Please check the website for complete information and details. [www.boatoregon.com](http://www.boatoregon.com).



## Question

**How do I display my decal and numbers?**

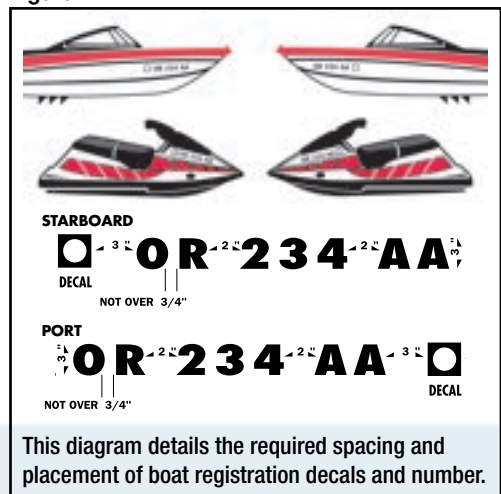
## Answer

The proper display of a boat number is required for identification purposes. Improper display of number is a very common reason for being stopped by marine patrol officers.

The numbers and letters must be 3 inches tall, vertical (not slanted), plain (not script or varying in thickness), and any border outline or shadowing must be disregarded in determining the height or color contrast. The number's color should be in contrast with the boat hull's color so as to be legible at a distance. No other numbers or letters can be displayed nearby if they interfere with the identification of the vessel by its state number.

The validation decals, issued by the State Marine Board and renewed every two years, must be placed on each side of the boat, 3 inches aft (toward the back) and in line with the registration numbers as shown in figures 1 and 2. Only the current decals

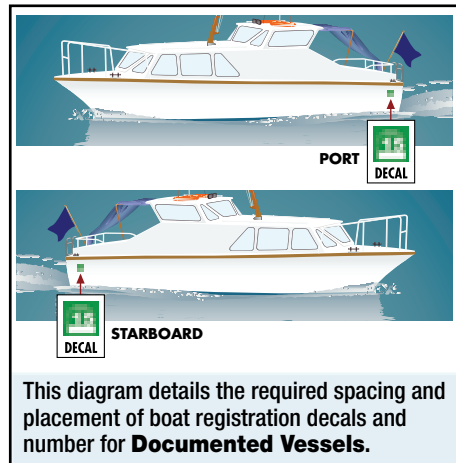
**Figure 1**



shall be displayed. **The Marine Board only furnishes the registration expiration decals. You'll need to purchase your assigned OR numbers at your local hardware store, marine dealer, or graphic design center.**

**For Documented Vessels, expiration decals** need to be affixed on both the PORT and the STARBOARD sides at the STERN (Figure 2).

Figure 2



## Question

**I lost my title. How do I get another?**

## Answer

Complete an *Application for Lost Boat Title* and submit it to the Board with the required fees. All persons listed on the front of the title, including lienholders,

must sign that the title is lost. These signatures must also be notarized. You can also provide a signed copy of a valid photo I.D. (both the front and back).



## Question

### Can the Marine Board license my trailer?

## Answer

No. Oregon law requires a 2-year trailer license when the gross weight of the trailer, boat and motor exceeds 1,800 pounds.

You can obtain your trailer license from the Motor Vehicles Division (DMV).

## Question

### I've had my boat for a number of years and never titled it. How can I obtain one now?

## Answer

To title your boat, complete an *Application for Boat Title*. You'll also be required to furnish proof of ownership. If you have the bill of sale or the *Manufacturer's Statement of Origin (MSO)*, send it to the board or take it to an agent with a statement explaining why the boat has not been titled or registered.

If you no longer have a bill of sale or *MSO*, send a completed *Boat History Form*. Forms are available from agents or our website. Include how the boat was acquired, how long you have owned the boat and whether it has previously been registered or titled in any state.



## Question

**What is the difference between the boat registration number and the hull identification number (HIN)?**

## Answer

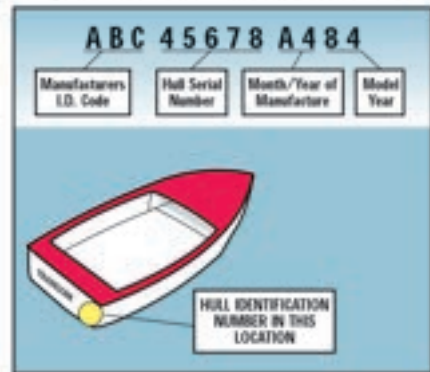
The registration number is similar to a car's license plate number and is issued upon initial titling. The HIN is similar to a car's vehicle identification number and identifies the manufacturer, serial number and date of certification (construction). Certain U.S. Coast Guard safety standards are required to be built into a boat based on date of certification.

All boats manufactured after November 1, 1973, must have the 12 digit HIN permanently displayed on the upper right-hand corner of the boat's transom (back end) and affixed in accordance with Coast Guard regulations before being sold in Oregon.

Both the HIN and registration numbers must be on the boat. They serve as a deterrent to theft and the Marine Board uses them to help

locate stolen or missing boats. The HIN on the boat must match the numbers on the title and registration. Altered, improper or missing HINs may be cause for seizure by marine enforcement officers. Let the Marine Board know if you suspect a problem with the HIN on your boat.

### HIN (Hull Identification Number)



The HIN should be affixed to the upper right-hand corner of the transom (back-end).

## Question

**I just bought a boat that has numbers, but the seller didn't have the title. What do I do?**

## Answer

Contact the Marine Board to obtain the name and last known address of the owner of record. Complete an *Application for Lost*

*Boat Title* and have all owners of record certify, by notarized signature, that the title is lost and release their interest.

## Required Equipment:

Depending on the length of your boat and type of propulsion, equipment requirements vary. Boats that are not properly equipped can be fined.

To find out what equipment you are required to carry, visit [boatoregon.com](http://boatoregon.com) and click on "Required Equipment."



## Other Recommended Equipment:

1. Compass
2. Anchor
3. Fenders
4. Flashlight (+ extra batteries)
5. Extra line
6. Bucket
7. Port-A-Potty
8. Bilge pump and pads
9. First aid kit
10. Paddle
11. Tool kit
12. Two-way radio
13. Cell phone
14. Visual Distress Signals
15. Personal Locator Beacon (PLB)
16. DSC-capable Marine VHF Radio  
if operating in coastal waters

Always Boat Safe...Boat Sober...  
and Wear Your Life Jacket!

