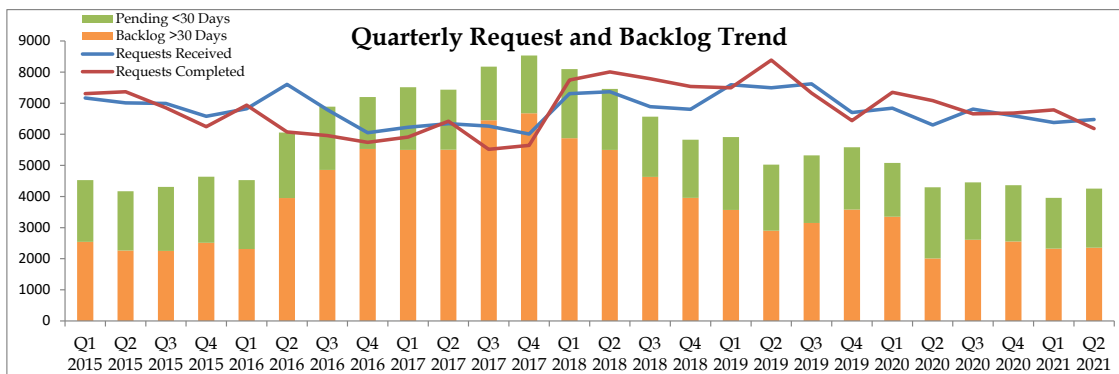
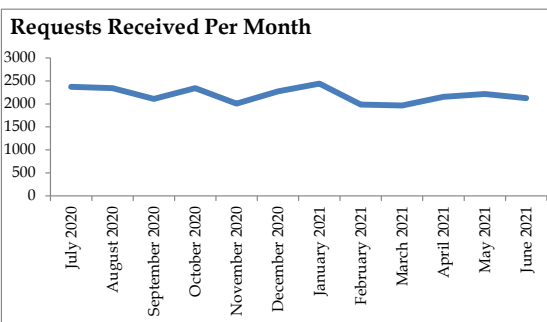
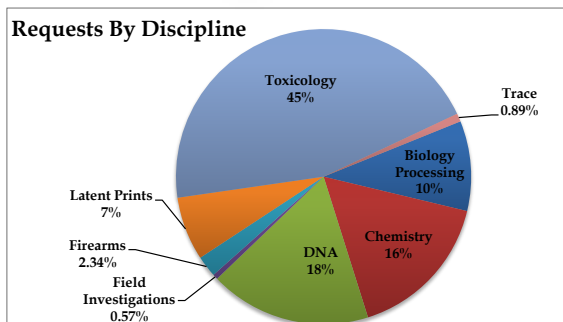
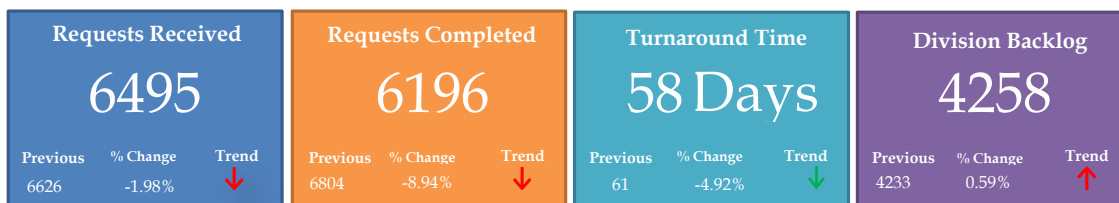


Forensic Division Summary

for Q2 2021

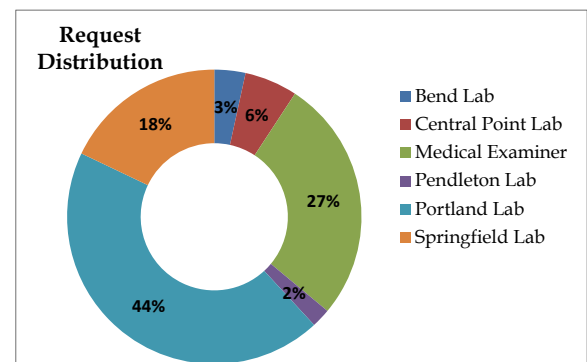


Laboratory Stats

Laboratory	New Requests Received	Requests Completed	Average Turnaround Time (Days)	Pending Requests
Bend Lab	222	239	104	249
Central Point Lab	378	330	45	243
Medical Examiner	1741	1514	77	1369
Pendleton Lab	136	161	140	302
Portland Lab	2854	2822	50	1471
Springfield Lab	1164	1130	47	624

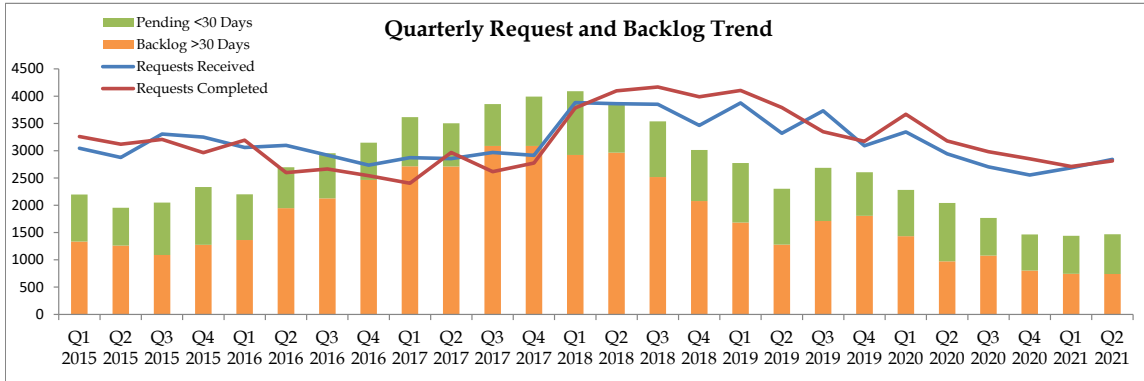
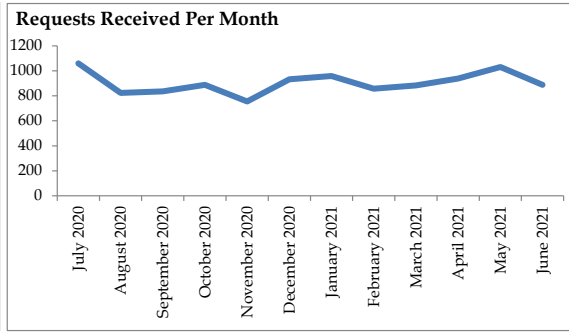
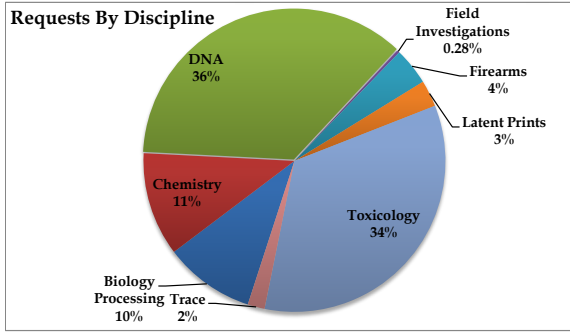
Discipline Stats

Discipline	New Requests Received	Requests Completed	Average Turnaround Time (Days)	Pending Requests
Arson	26	40	44	7
Biology Processing	574	600	41	238
Blood Alcohol	1422	1063	46	851
Cannabis Determination	33	41	33	10
CODIS Confirmation	225	222	1	3
Controlled Substances	921	958	68	753
DNA	790	763	43	434
FA Comparison	38	38	13	5
FA Processing	74	81	51	47
Fibers	2	1	70	3
Field Investigation-BPA	3	2	48	2
Field Investigations	30	49	63	24
Firearms/toolmarks	2	0		2
Glass	2	1	53	2
Hair	3	4	346	5
Impressions	3	1	398	16
LP Comparison	163	131	96	160
LP Processing	243	316	140	384
Miscellaneous	4	4	39	5
MP Ref	12	5	26	8
Paint	3	3	50	1
TM - Processing	22	17	57	13
TOX Ante-mortem	819	814	43	406
TOX Post Mortem	1068	1030	79	857
Trace Processing	13	12	110	22



Portland Lab Summary

for Q2 2021

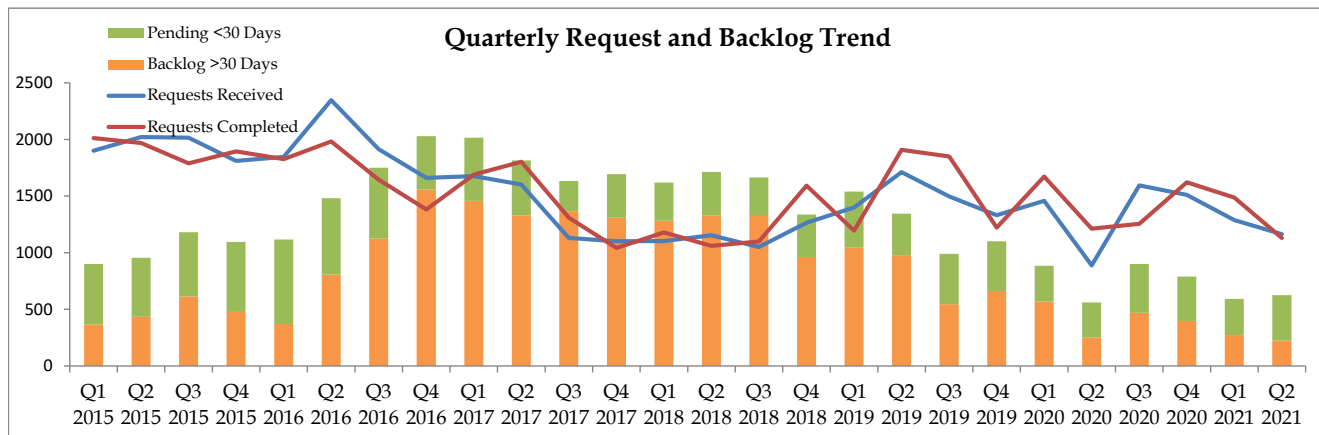
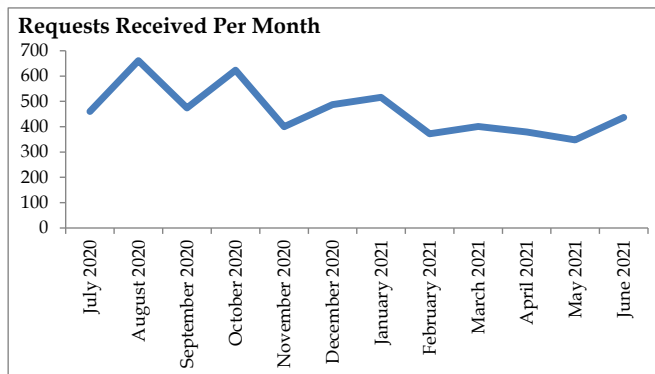
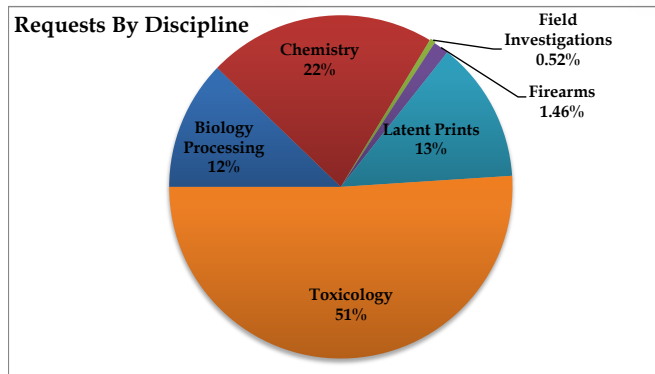
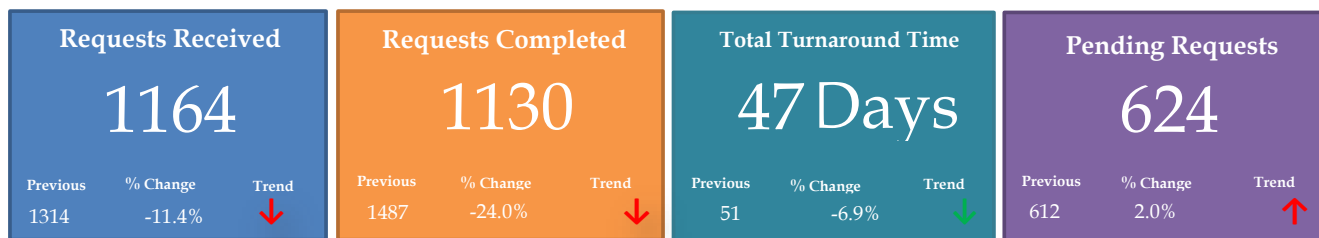


Discipline Stats

Discipline	New Requests Received	Requests Completed	Average Turnaround Time (Days)	Pending Requests
Arson	26	40	45	7
Biology Processing	277	330	43	92
Blood Alcohol	362	273	29	197
Cannabis Determination	12	17	51	3
CODIS Confirmation	225	222	4	3
Controlled Substances	305	321	70	200
DNA	790	763	45	434
FA Comparison	38	38	13	5
FA Processing	58	74	52	24
Fibers	2	1	71	3
Field Investigation-BPA	1			1
Field Investigations	7	9	38	5
Glass	2	1	54	2
Hair	3	4	347	5
Impressions	3	1	398	16
LP Comparison	27	2	21	38
LP Processing	54	124	166	90
Miscellaneous	4	4	39	5
MP Ref	12	5	27	8
Paint	3	3	51	1
TM - Processing	18	14	47	8
TOX Ante-mortem	612	564	42	302
Trace Processing	13	12	111	22

Springfield Lab Summary

for Q2 2021

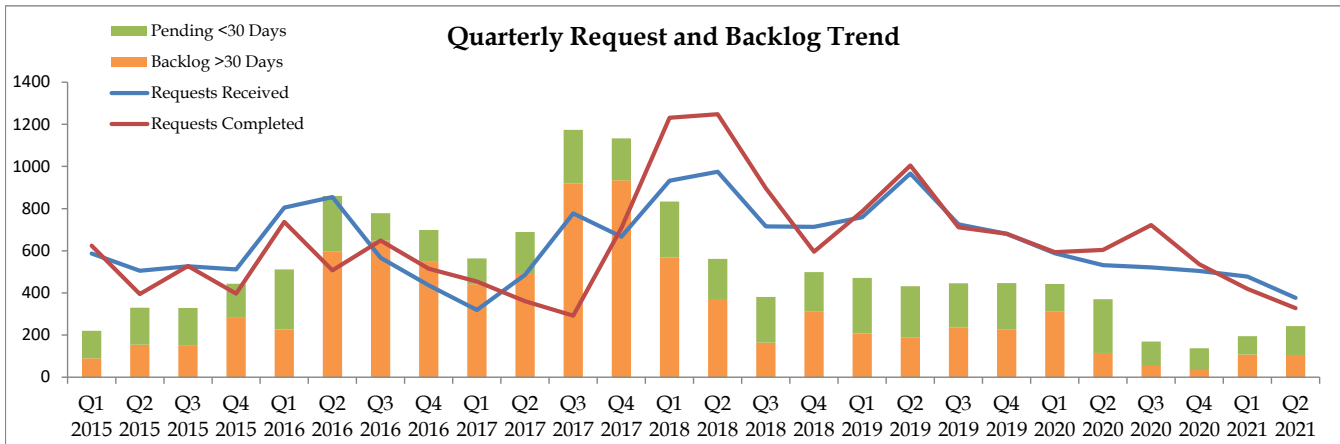
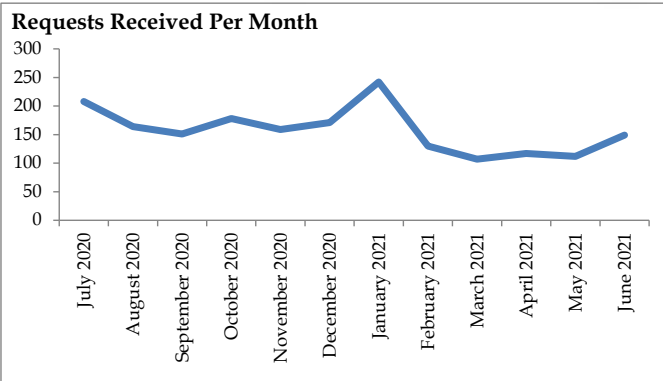
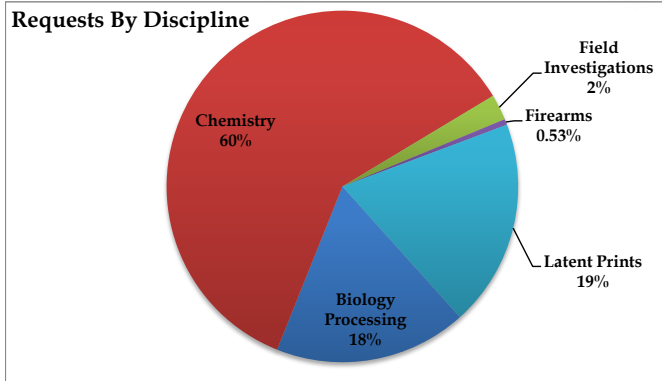
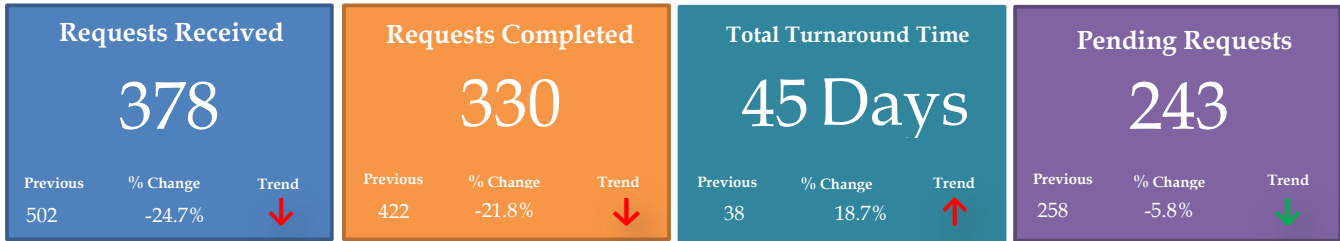


Discipline Stats

Discipline	New Requests Received	Requests Completed	Average Turnaround Time (Days)	Pending Requests
Biology Processing	142	151	35	43
Blood Alcohol	387	306	26	142
Cannabis Determination	21	24	22	7
Controlled Substances	229	235	45	111
FA Processing	15	7	47	18
Field Investigation-BPA	1			1
Field Investigations	5	3	39	4
Firearms/toolmarks	2	0		2
LP Comparison	63	61	102	63
LP Processing	92	93	110	129
TOX Ante-mortem	207	250	48	104

Central Point Lab Summary

for Q2 2021

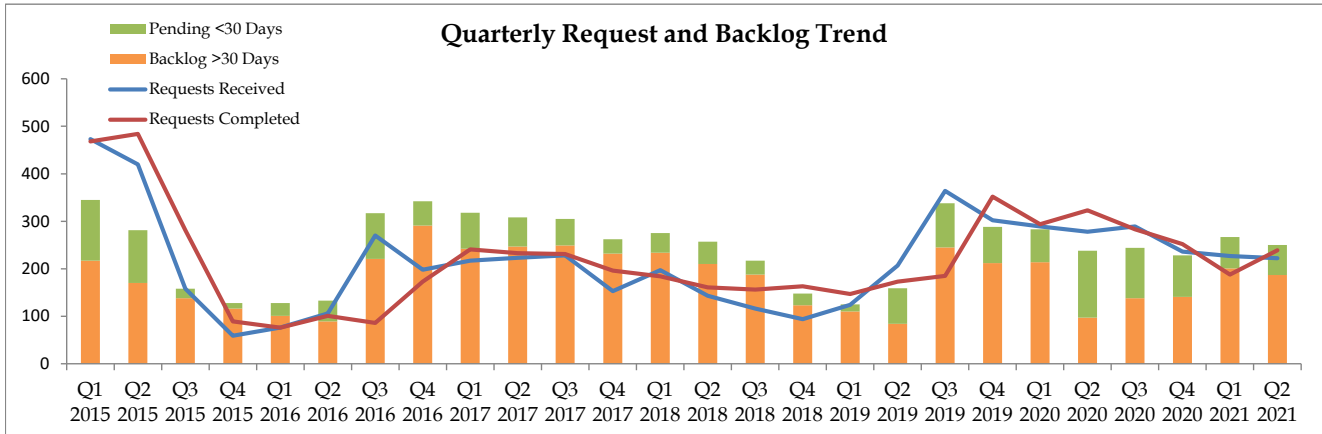
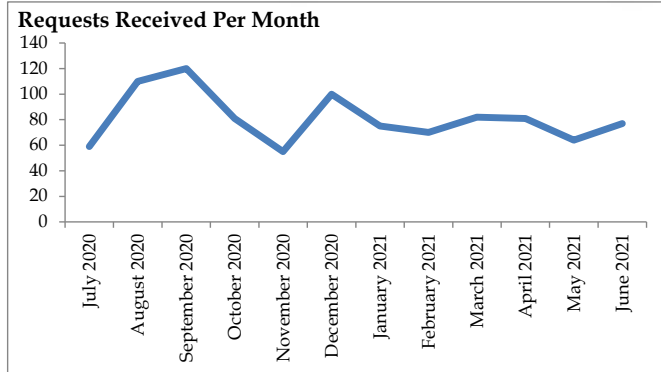
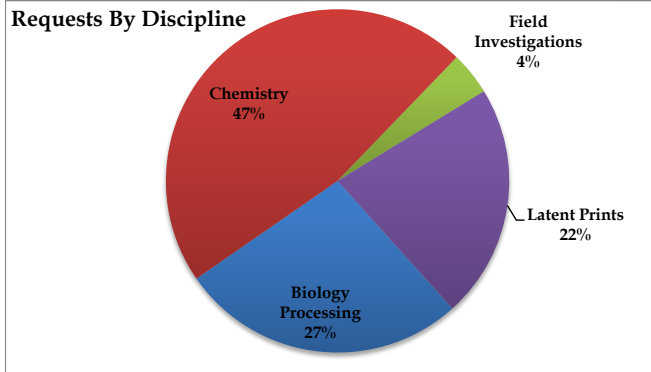
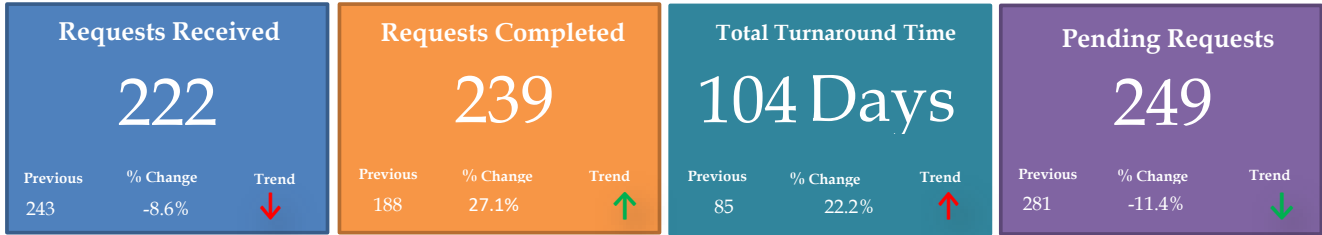


Discipline Stats

Discipline	New Requests Received	Requests Completed	Average Turnaround Time (Days)	Pending Requests
Biology Processing	67	52	53	31
Controlled Substances	228	221	33	126
FA Processing	0	0		1
Field Investigations	9	16	33	5
LP Comparison	24	23	44	12
LP Processing	48	16	200	67

Bend Lab Summary

for Q2 2021

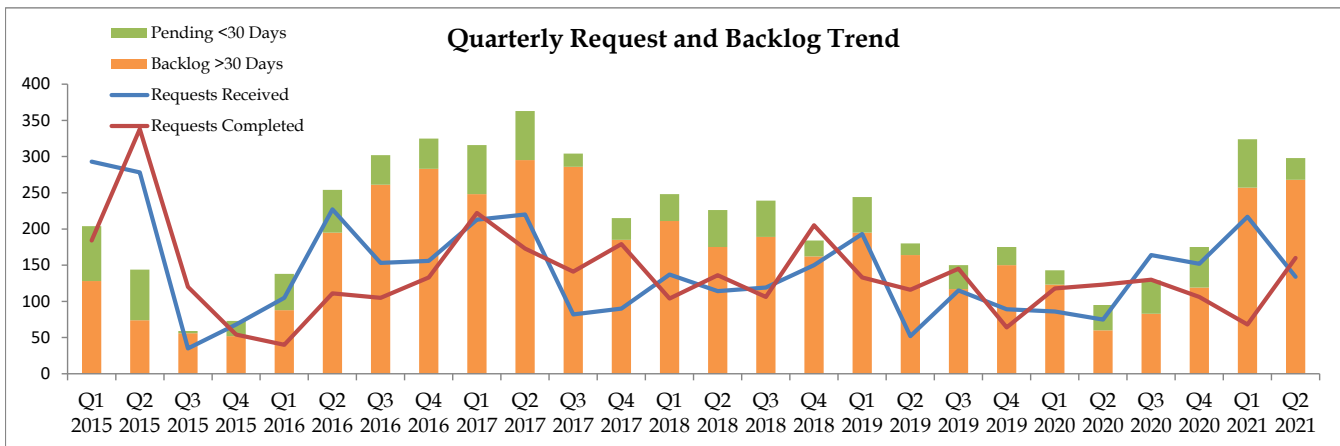
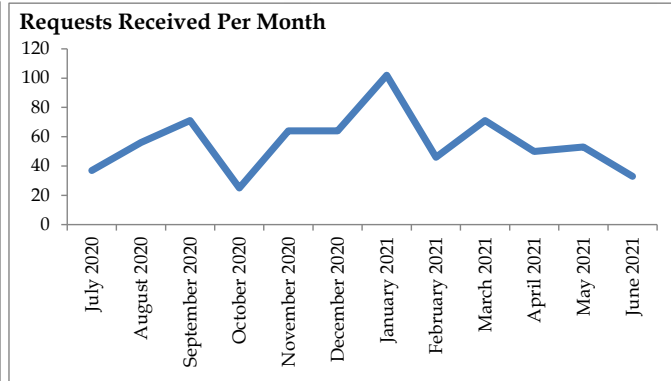
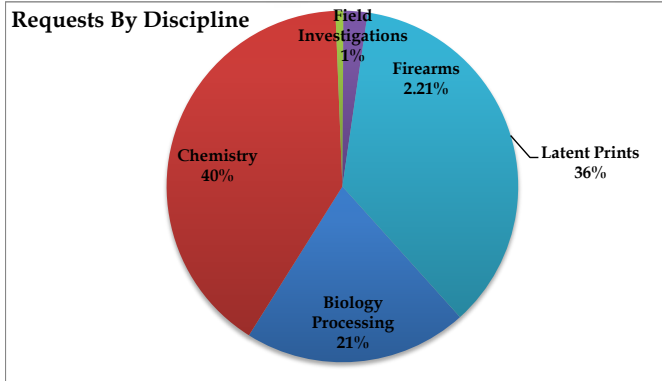
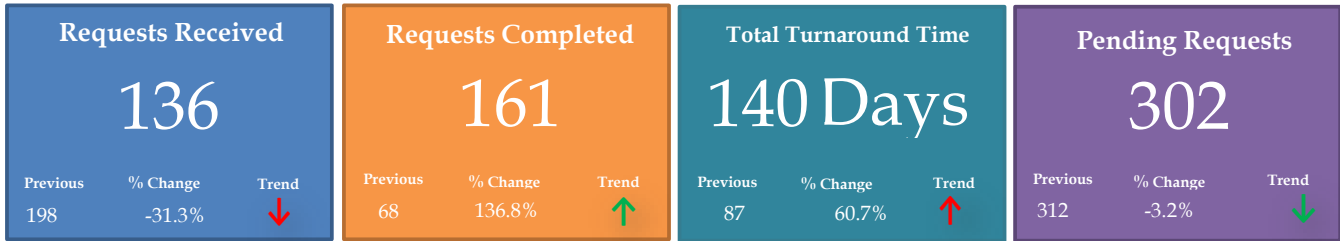


Discipline Stats

Discipline	New Requests Received	Requests Completed	Average Turnaround Time (Days)	Pending Requests
Biology Processing	60	44	43	42
Controlled Substances	104	120	114	134
Field Investigation-BPA	1	2	48	0
Field Investigations	8	18	97	2
LP Comparison	28	45	118	21
LP Processing	21	10	203	50

Pendleton Lab Summary

for Q2 2021

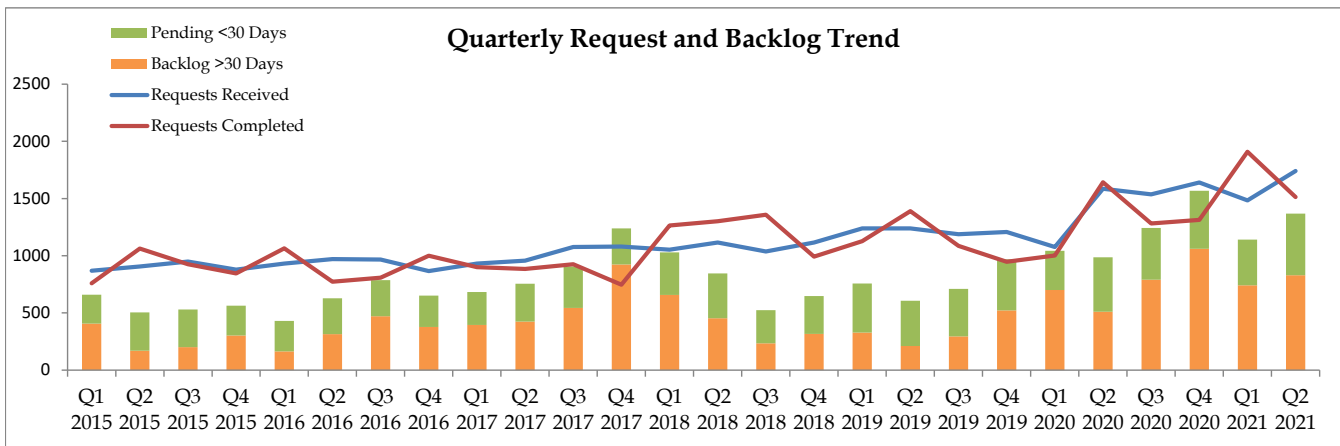
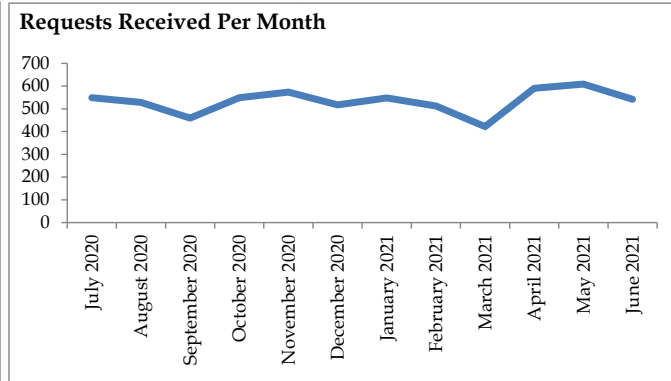
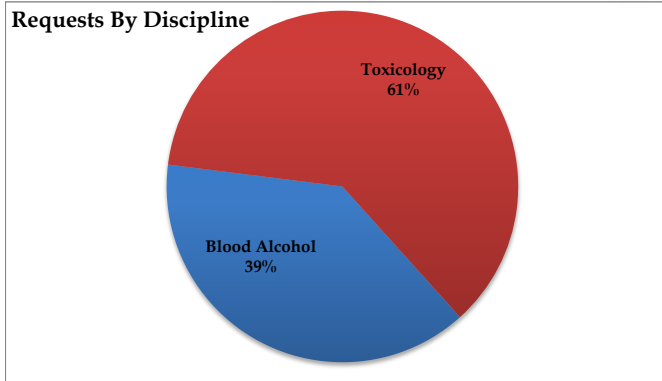
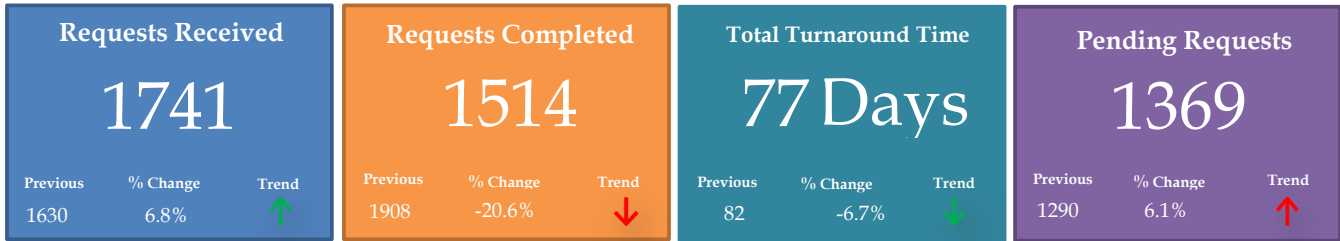


Discipline Stats

Discipline	New Requests Received	Requests Completed	Average Turnaround Time (Days)	Pending Requests
Biology Processing	28	23	67	30
Controlled Substances	55	61	194	182
FA Processing	1	0		4
Field Investigations	1	3	129	8
LP Comparison	21			26
LP Processing	28	73	117	48
TM - Processing	2	1	148	4

Medical Examiner Summary

for Q2 2021



Discipline Stats

Discipline	New Requests Received	Requests Completed	Average Turnaround Time (Days)	Pending Requests
Blood Alcohol	673	484	70	512
TOX Post Mortem	1068	1030	80	857