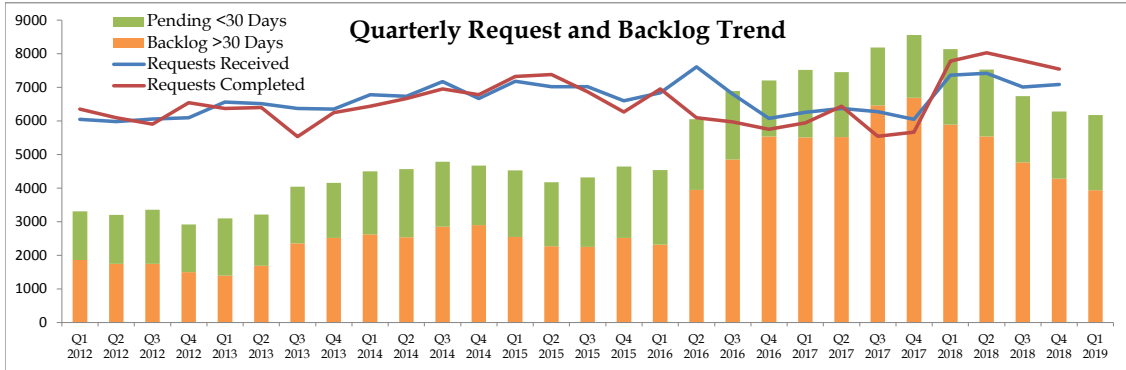
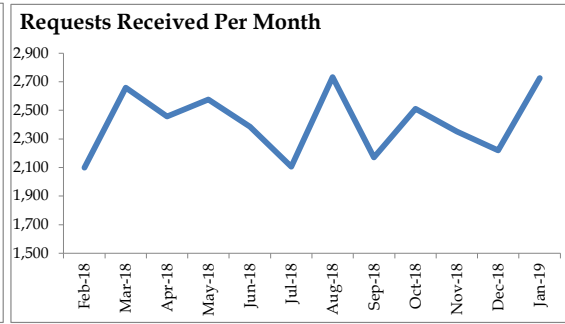
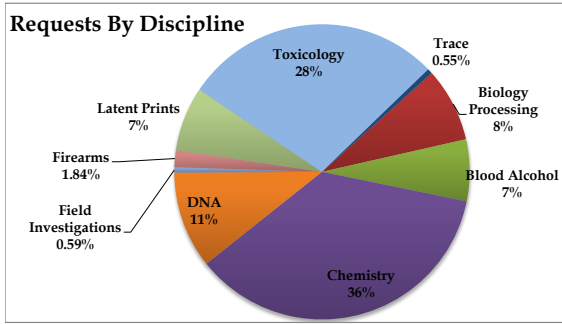
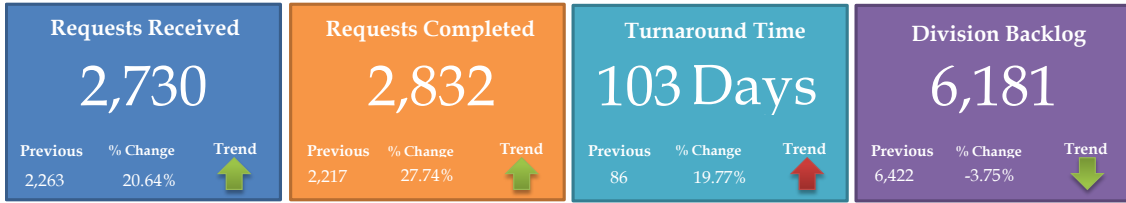


Forensic Division Summary

For the Month of January 2019



Laboratory Stats

Laboratory	New Requests Received	Requests Completed	Average Turnaround Time (Days)	Pending Requests
Bend Lab	93	41	167	348
Central Point Lab	252	320	48	379
Medical Examiner	459	384	60	732
Pendleton Lab	136	60	263	672
Portland Lab	1341	1604	116	1903
Springfield Lab	449	423	121	2160

Discipline Stats

Discipline	New Requests Received	Requests Completed	Average Turnaround Time (Days)	Pending Requests
Arson	10	6	55	12
Biology Processing	222	205	19	136
Blood Alcohol	399	449	37	419
CODIS Confirmation	66	65	1	3
Controlled Substances	983	881	86	2328
DNA	224	330	49	237
Explosives	0	1	46	1
FA Comparison	17	16	47	17
FA Processing	27	29	131	91
Fibers	0	0		3
Field Investigations	16	18	41	19
Firearms/toolmarks	0	0		3
Glass	0	3	47	1
Hair	4	2	12	8
Impressions	0	0		8
LP Comparison	80	84	116	195
LP Processing	112	68	226	780
Miscellaneous	4	2	23	7
MP Ref	0	0		6
Paint	0	4	129	1
TM - Comparison	0	0		0
TM - Processing	6	1	61	14
TOX Ante-mortem	283	431	315	1475
TOX External Service	4	4	25	3
TOX Post Mortem	271	231	58	414
Trace Processing	2	2	25	13

