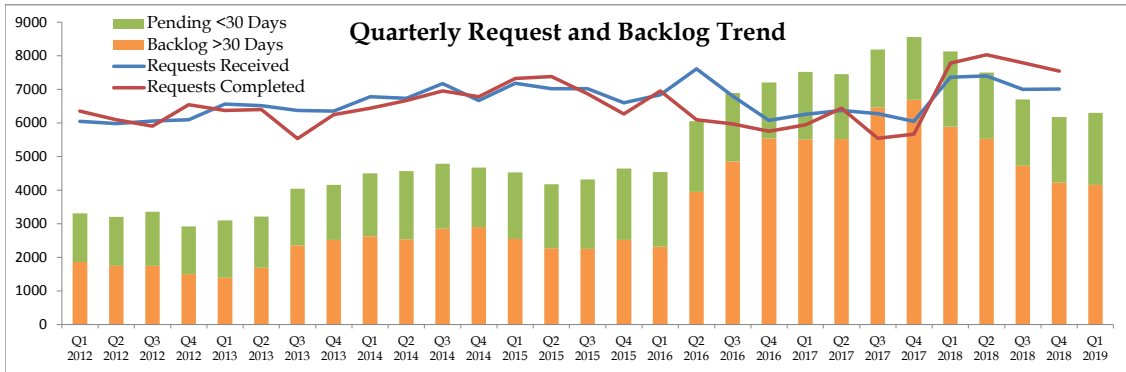
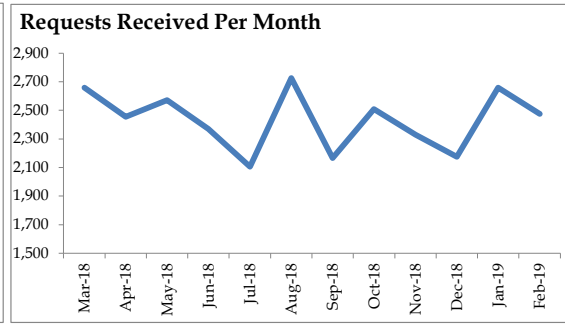
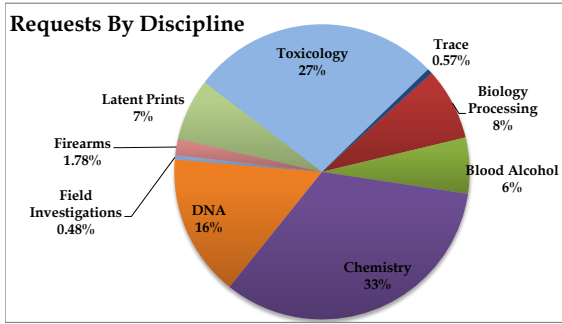
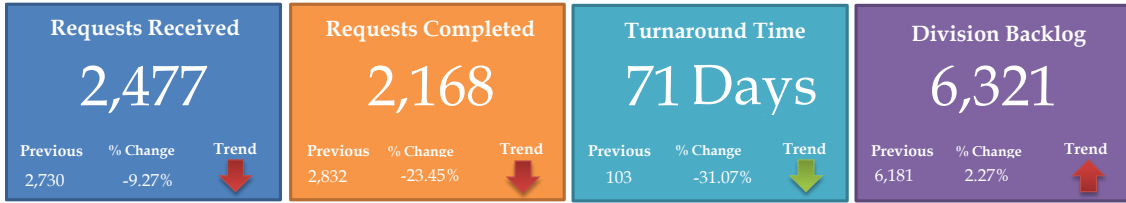


Forensic Division Summary

For the Month of February 2019



Laboratory Stats

Laboratory	New Requests Received	Requests Completed	Average Turnaround Time (Days)	Pending Requests
Bend Lab	103	70	139	319
Central Point Lab	232	186	58	468
Medical Examiner	387	355	51	751
Pendleton Lab	102	49	270	674
Portland Lab	1091	1182	64	2067
Springfield Lab	562	326	88	2042

Discipline Stats

Discipline	New Requests Received	Requests Completed	Average Turnaround Time (Days)	Pending Requests
Arson	8	6	20	14
Biology Processing	196	161	19	142
Blood Alcohol	364	194	34	584
CODIS Confirmation	49	49	1	2
Controlled Substances	827	796	100	2256
DNA	336	284	27	280
Explosives	0	0		1
FA Comparison	13	10	42	18
FA Processing	29	27	109	89
Fibers	0	0		3
Field Investigations	12	10	46	21
Firearms/toolmarks	0	0		2
Glass	0	1	783	0
Hair	1	1	26	7
Impressions	1	3	647	5
LP Comparison	59	51	86	201
LP Processing	109	81	194	803
Miscellaneous	1	3	44	4
MP Ref	0	0		6
Paint	0	0		1
TM - Processing	2	1	363	17
TOX Ante-mortem	231	225	71	1469
TOX External Lab	3	3	28	4
TOX Post Mortem	232	259	48	377
Trace Processing	4	3	42	15

