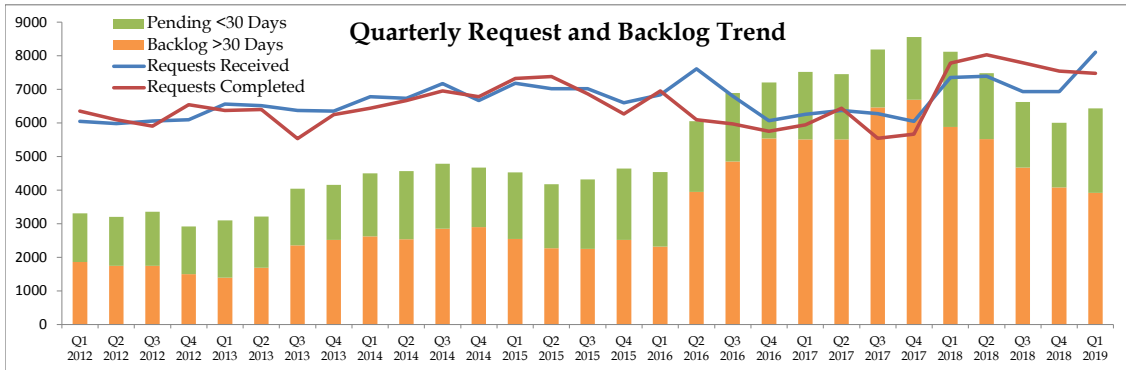
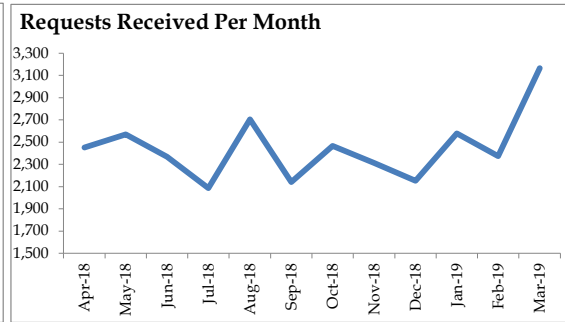
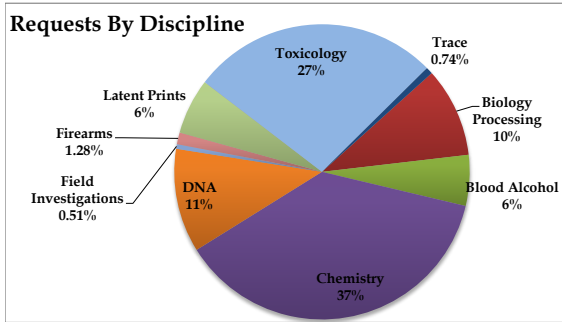
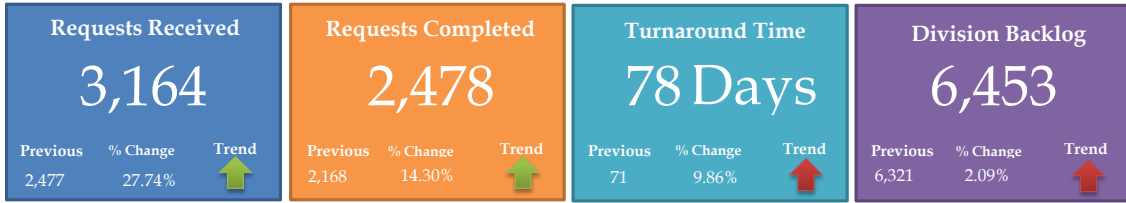


Forensic Division Summary

For the Month of March 2019



Laboratory Stats

Laboratory	New Requests Received	Requests Completed	Average Turnaround Time (Days)	Pending Requests
Bend Lab	78	36	83	236
Central Point Lab	325	281	66	509
Medical Examiner	433	382	55	789
Pendleton Lab	105	24	190	511
Portland Lab	1539	1310	80	2205
Springfield Lab	684	445	101	2203

Discipline Stats

Discipline	New Requests Received	Requests Completed	Average Turnaround Time (Days)	Pending Requests
Arson	7	10	30	11
Biology Processing	291	238	17	180
Blood Alcohol	412	438	40	557
CODIS Confirmation	69	64	1	8
Controlled Substances	1122	768	75	2423
DNA	267	279	20	214
Explosives	0	1	96	0
FA Comparison	9	7	57	19
FA Processing	21	18	146	87
Fibers	1	0		4
Field Investigations	15	14	50	22
Firearms/toolmarks	185	0		2
Hair	4	4	46	7
Impressions	5	1	48	5
LP Comparison	60	75	60	187
LP Processing	121	102	218	812
Miscellaneous	2	1	84	5
Paint	1	0		2
TM - Processing	8	5	143	23
TOX Ante-mortem	292	263	245	1425
TOX External Lab	1	5	34	1
TOX Post Mortem	267	177	46	453
Trace Processing	4	7	508	13

