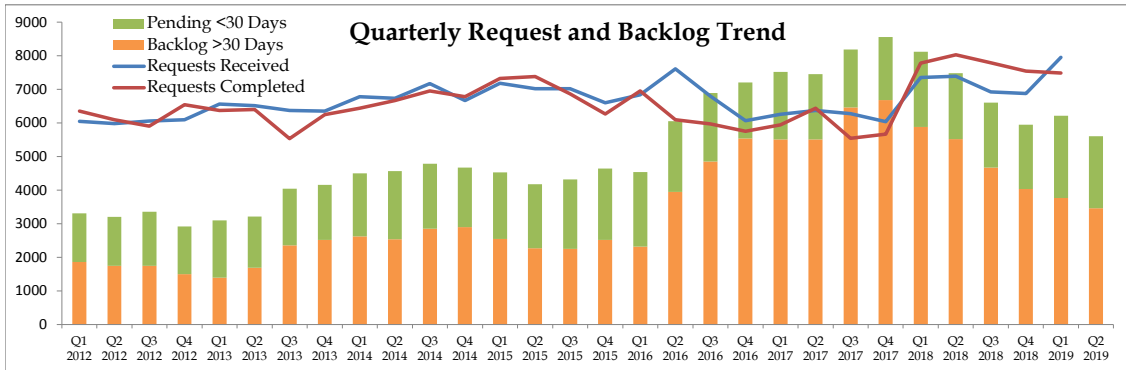
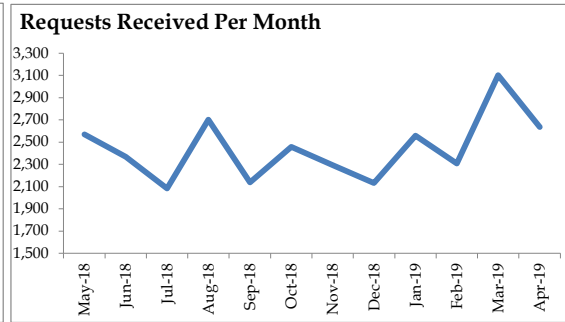
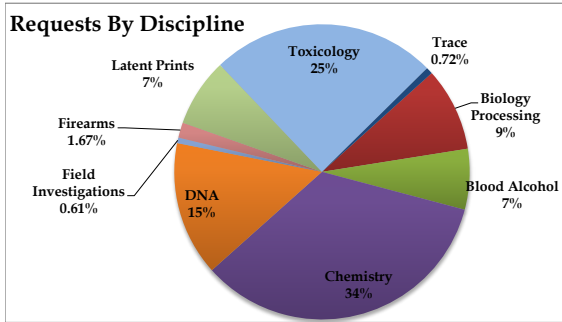
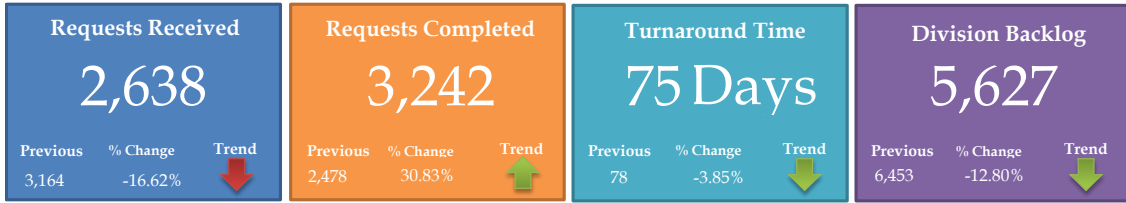


Forensic Division Summary

For the Month of April 2019



Laboratory Stats

Laboratory	New Requests Received	Requests Completed	Average Turnaround Time (Days)	Pending Requests
Bend Lab	103	75	81	203
Central Point Lab	273	475	42	288
Medical Examiner	451	491	51	721
Pendleton Lab	82	34	188	539
Portland Lab	1159	1463	93	2158
Springfield Lab	570	704	78	1718

Discipline Stats

Discipline	New Requests Received	Requests Completed	Average Turnaround Time (Days)	Pending Requests
Arson	9	12	30	8
Biology Processing	241	248	23	148
Blood Alcohol	370	353	40	560
CODIS Confirmation	61	64	1	3
Controlled Substances	902	1433	75	1817
DNA	328	228	22	302
FA Comparison	10	9	63	20
FA Processing	29	31	117	80
Fibers	0	1	7	3
Field Investigations	16	12	28	24
Firearms/toolmarks	2	0		2
Hair	2	3	22	6
Impressions	6	1	36	10
LP Comparison	96	69	43	213
LP Processing	102	155	191	751
Miscellaneous	1	3	56	3
Paint	1	1	175	2
TM - Comparison	1	0		1
TM - Processing	4	3	173	25
TOX Ante-mortem	180	231	232	1311
TOX External Lab	4	2	26	3
TOX Post Mortem	272	380	46	326
Trace Processing	1	3	284	9

