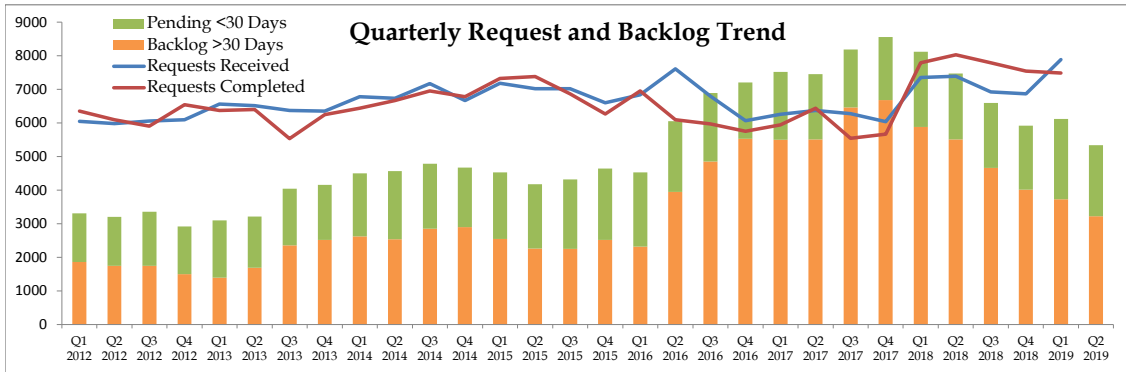
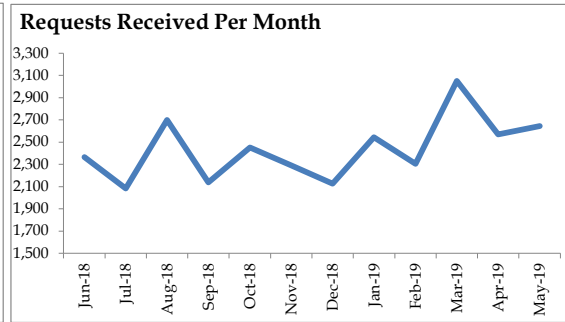
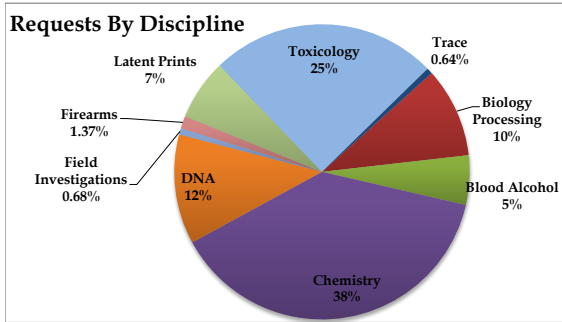
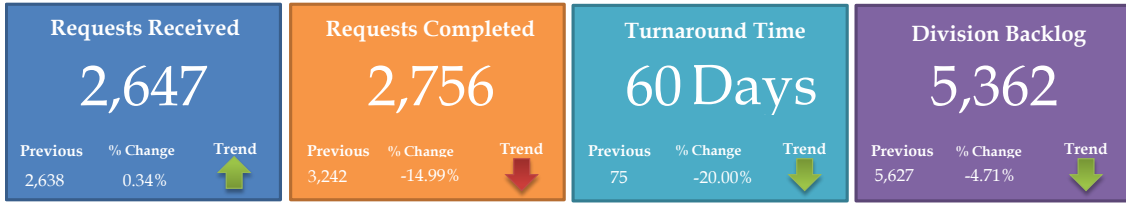


Forensic Division Summary

For the Month of May 2019



Laboratory Stats

Laboratory	New Requests Received	Requests Completed	Average Turnaround Time (Days)	Pending Requests
Bend Lab	119	57	61	212
Central Point Lab	336	255	32	371
Medical Examiner	369	518	51	567
Pendleton Lab	66	18	116	501
Portland Lab	1090	1215	69	2178
Springfield Lab	671	695	68	1535

Discipline Stats

Discipline	New Requests Received	Requests Completed	Average Turnaround Time (Days)	Pending Requests
Arson	5	5	42	8
Biology Processing	260	241	17	164
Blood Alcohol	329	426	46	464
CODIS Confirmation	91	91	0	4
Controlled Substances	1014	865	49	1866
DNA	223	301	27	222
FA Comparison	9	12	27	17
FA Processing	24	30	69	70
Fibers	1	0		4
Field Investigations	18	17	31	25
Firearms/toolmarks	6	0		2
Hair	1	1	26	6
Impressions	4	3	42	10
LP Comparison	91	72	20	231
LP Processing	86	136	178	694
Miscellaneous	5	2	8	5
MP Ref	1	1	6	0
Paint	0	2	41	0
TM - Comparison	0	0		1
TM - Processing	3	3	61	26
TOX Ante-mortem	244	252	194	1275
TOX External Lab	5	6	22	4
TOX Post Mortem	221	289	38	251
Trace Processing	6	1	125	13

