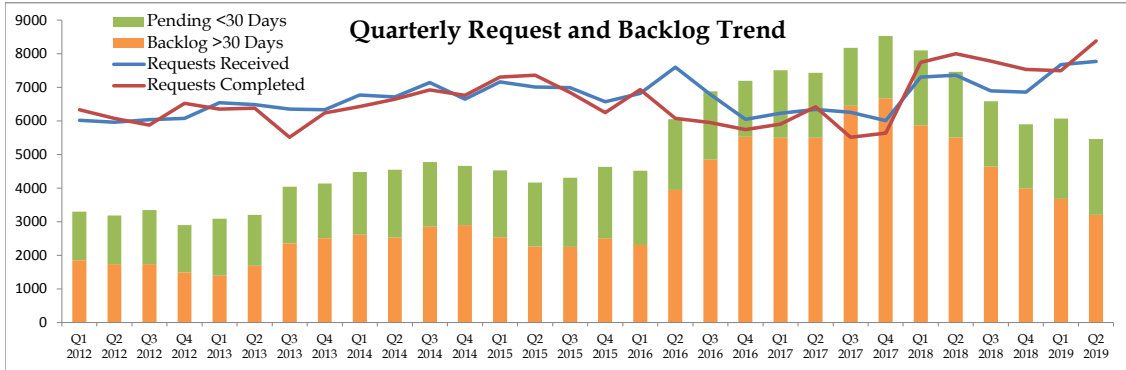
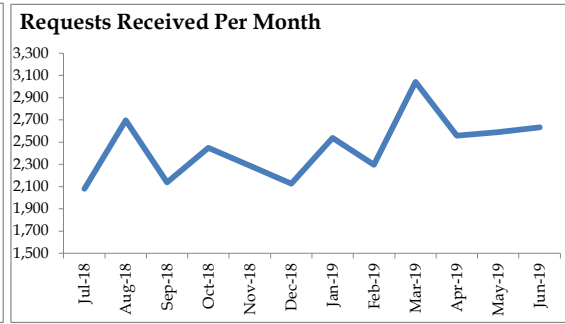
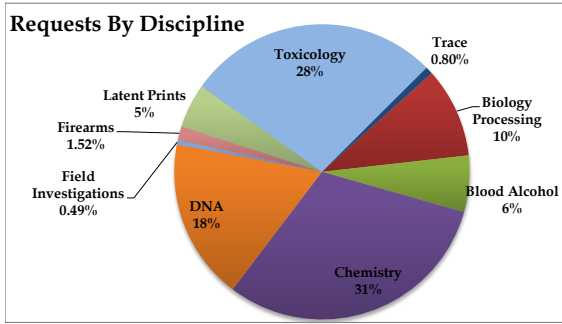
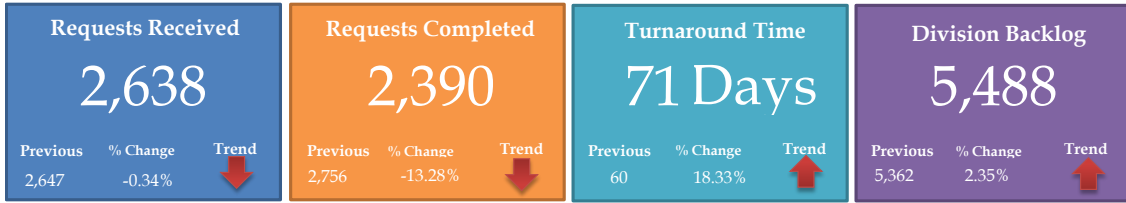


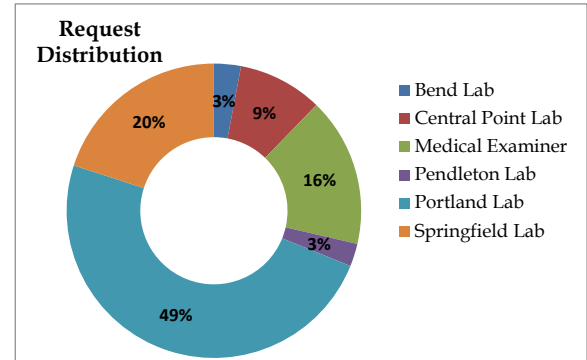
# Forensic Division Summary

For the Month of June 2019



## Laboratory Stats

Laboratory	New Requests Received	Requests Completed	Average Turnaround Time (Days)	Pending Requests
Bend Lab	78	41	88	182
Central Point Lab	245	275	38	331
Medical Examiner	432	380	41	616
Pendleton Lab	66	64	164	471
Portland Lab	1289	1123	93	2399
Springfield Lab	528	507	61	1489



## Discipline Stats

Discipline	New Requests Received	Requests Completed	Average Turnaround Time (Days)	Pending Requests
Arson	5	3	56	10
Biology Processing	260	232	18	179
Blood Alcohol	381	302	41	543
CODIS Confirmation	58	59	1	1
Controlled Substances	815	801	58	1808
DNA	406	263	29	362
FA Comparison	7	6	18	16
FA Processing	30	13	89	87
Fibers	0	1	216	3
Field Investigations	13	16	22	21
Hair	5	3	6	8
Impressions	4	2	26	12
LP Comparison	48	25	60	253
LP Processing	81	87	187	669
Miscellaneous	4	2	36	6
Paint	3	1	7	2
TM - Comparison	0	0		1
TM - Processing	3	6	185	23
TOX Ante-mortem	242	328	214	1185
TOX External Lab	2	4	35	2
TOX Post Mortem	267	230	30	285
Trace Processing	4	6	14	12