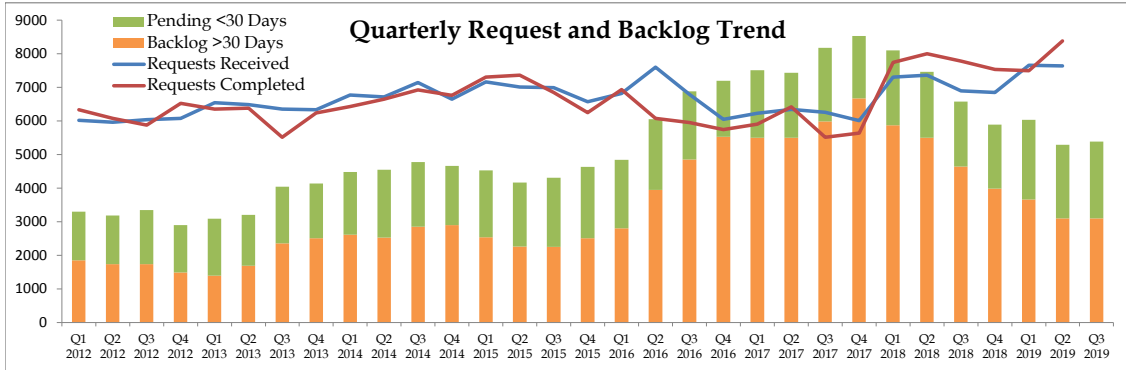
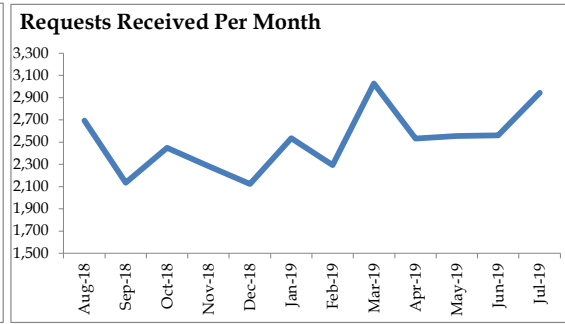
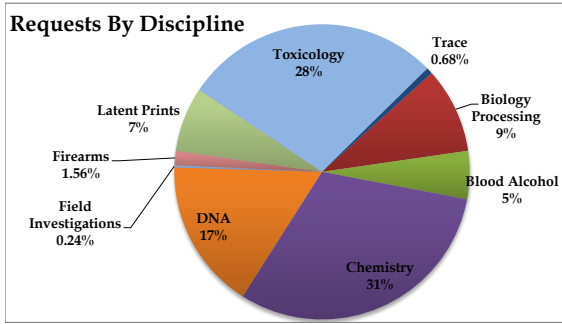
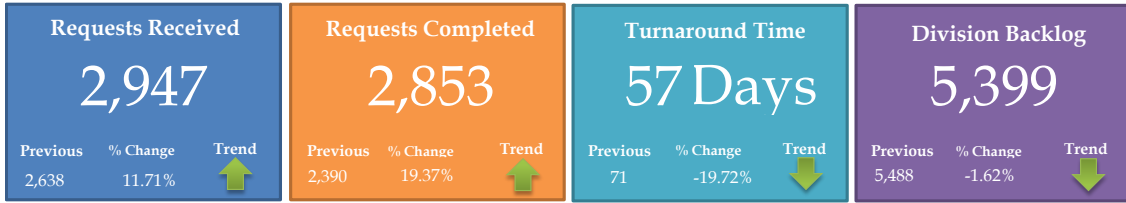


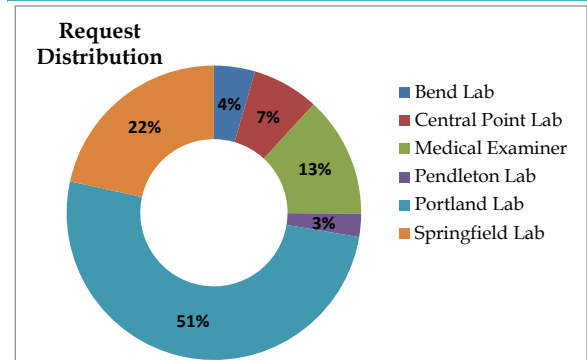
Forensic Division Summary

For the Month of July 2019



Laboratory Stats

Laboratory	New Requests Received	Requests Completed	Average Turnaround Time (Days)	Pending Requests
Bend Lab	133	43	88	255
Central Point Lab	216	328	36	200
Medical Examiner	391	427	47	571
Pendleton Lab	75	63	158	412
Portland Lab	1496	1292	58	2566
Springfield Lab	636	700	70	1395



Discipline Stats

Discipline	New Requests Received	Requests Completed	Average Turnaround Time (Days)	Pending Requests
Arson	8	9	35	8
Biology Processing	276	268	21	175
Blood Alcohol	438	438	43	540
CODIS Confirmation	170	168	1	3
Controlled Substances	914	885	56	1727
DNA	314	374	25	281
FA Comparison	14	9	45	20
FA Processing	26	20	60	89
Fibers	0	2	540	1
Field Investigations	7	13	59	15
Hair	1	2	32	7
Impressions	5	2	74	15
LP Comparison	92	53	74	291
LP Processing	118	133	202	643
Miscellaneous	4	4	68	6
Paint	1	0		3
TM - Comparison	0	0		1
TM - Processing	6	4	125	24
TOX Ante-mortem	313	251	148	1237
TOX External Lab	2	2	7	2
TOX Post Mortem	234	213	33	301
Trace Processing	5	3	23	15