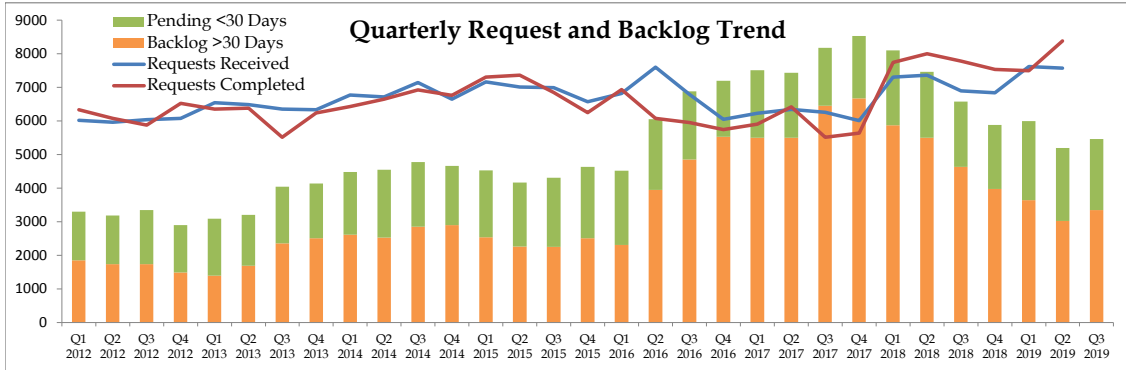
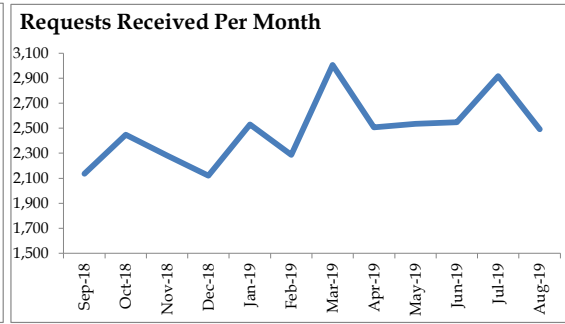
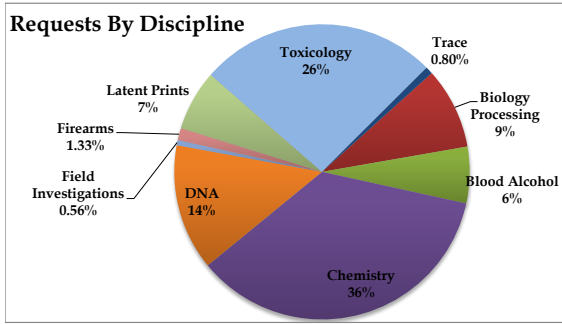
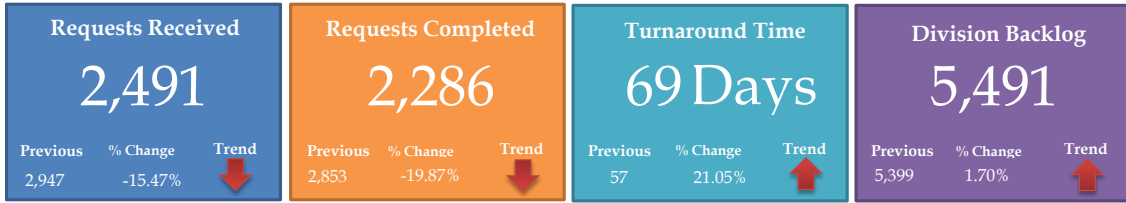


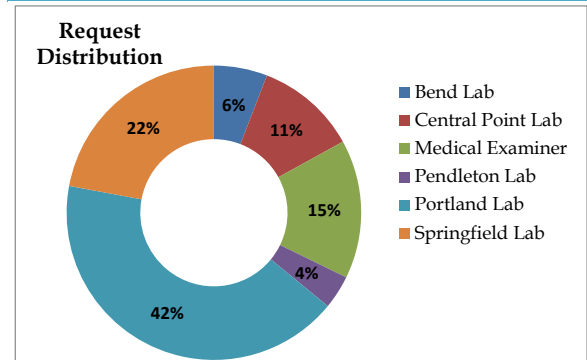
Forensic Division Summary

For the Month of August 2019



Laboratory Stats

Laboratory	New Requests Received	Requests Completed	Average Turnaround Time (Days)	Pending Requests
Bend Lab	146	69	80	329
Central Point Lab	277	215	47	381
Medical Examiner	380	348	47	602
Pendleton Lab	92	55	146	375
Portland Lab	1046	970	74	2421
Springfield Lab	550	629	83	1383



Discipline Stats

Discipline	New Requests Received	Requests Completed	Average Turnaround Time (Days)	Pending Requests
Arson	9	10	25	7
Biology Processing	222	208	22	182
Blood Alcohol	356	387	40	502
CODIS Confirmation	58	53	0	8
Controlled Substances	887	684	62	1870
DNA	286	234	30	333
FA Comparison	9	10	13	17
FA Processing	18	13	81	93
Fibers	0	0		1
Field Investigations	14	7	21	22
Hair	1	0		8
Impressions	2	3	26	14
LP Comparison	78	43	71	325
LP Processing	88	135	190	590
Miscellaneous	0	2	104	4
Paint	1	1	72	3
TM - Comparison	0	0		1
TM - Processing	6	0		30
TOX Ante-mortem	223	297	171	1132
TOX External Lab	0	2	36	0
TOX Post Mortem	226	194	39	332
Trace Processing	7	3	21	17