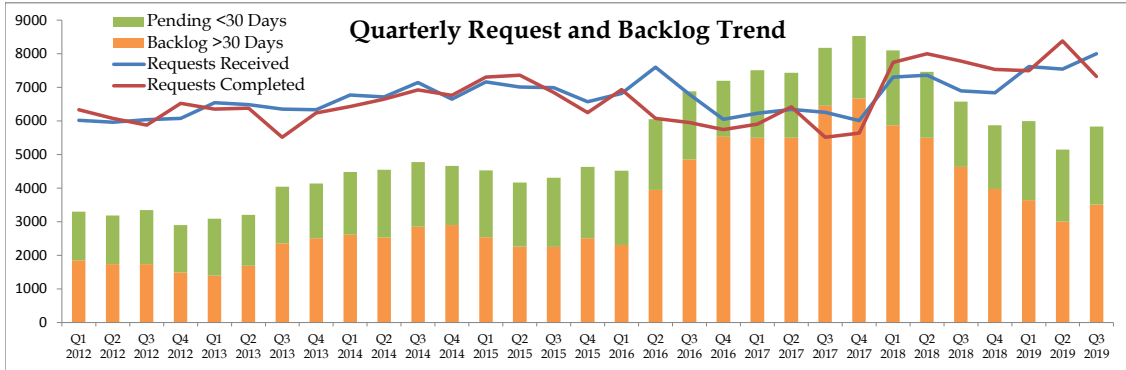
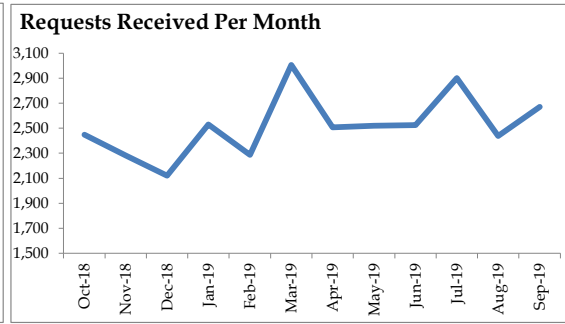
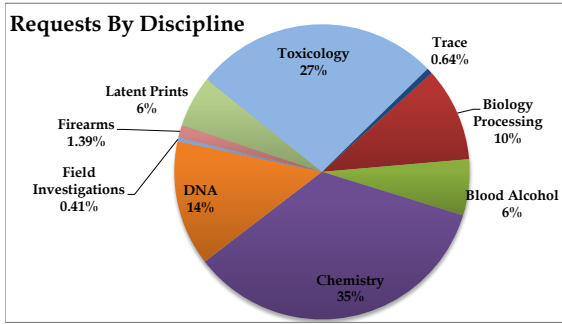
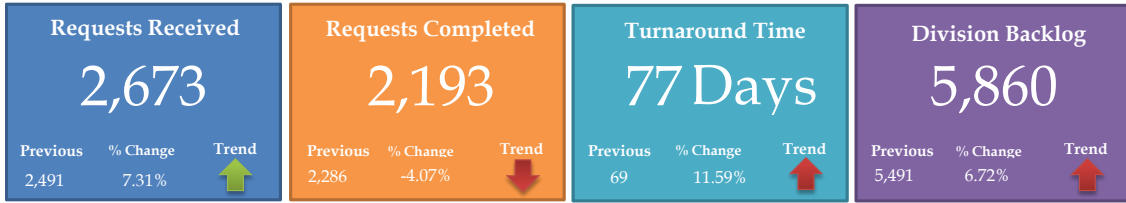


Forensic Division Summary

For the Month of September 2019



Laboratory Stats

Laboratory	New Requests Received	Requests Completed	Average Turnaround Time (Days)	Pending Requests
Bend Lab	113	73	68	346
Central Point Lab	234	168	71	477
Medical Examiner	428	311	50	718
Pendleton Lab	60	27	132	375
Portland Lab	1231	1094	79	2585
Springfield Lab	607	520	99	1359

Discipline Stats

Discipline	New Requests Received	Requests Completed	Average Turnaround Time (Days)	Pending Requests
Arson	5	7	26	5
Biology Processing	275	202	22	240
Blood Alcohol	381	269	39	612
CODIS Confirmation	67	72	2	3
Controlled Substances	930	500	89	2247
DNA	300	285	36	336
Explosives	2	0		2
FA Comparison	10	20	57	7
FA Processing	23	35	101	79
Fibers	0	0		1
Field Investigations	11	17	31	16
Hair	2	3	12	6
Impressions	3	4	150	12
LP Comparison	67	69	142	321
LP Processing	84	136	163	535
Miscellaneous	2	2	26	4
Paint	1	3	60	1
TM - Comparison	0	0		1
TM - Processing	4	4	107	29
TOX Ante-mortem	238	331	148	1019
TOX External Lab	2	2	1	0
TOX Post Mortem	262	225	44	369
Trace Processing	4	7	60	15

