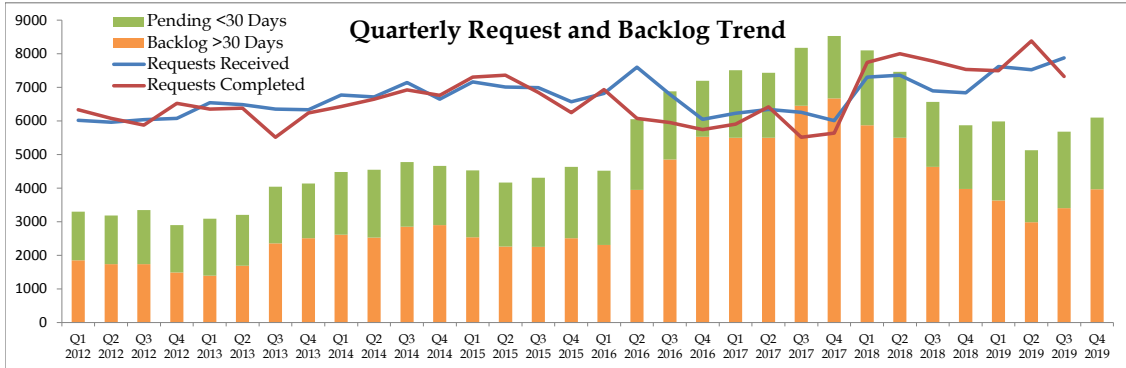
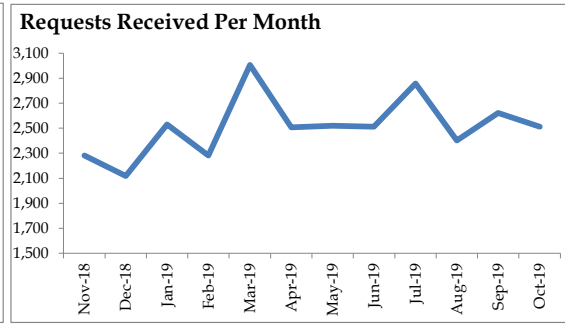
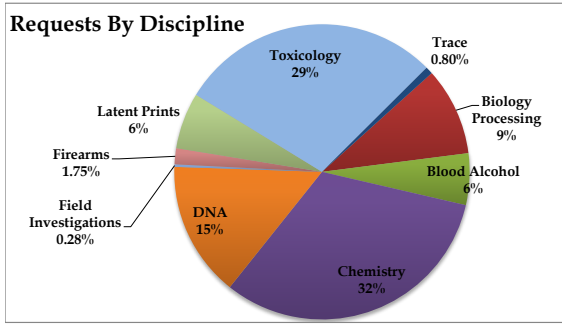
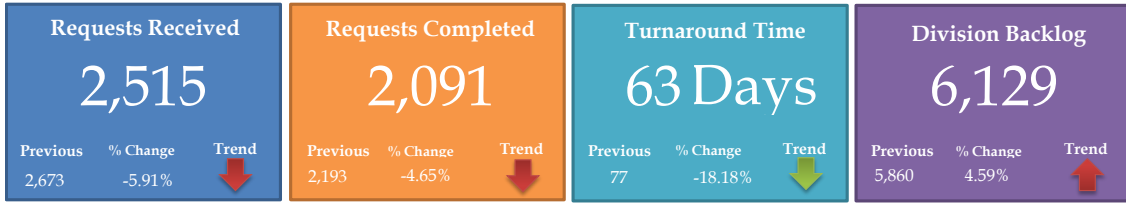


# Forensic Division Summary

For the Month of October 2019



## Laboratory Stats

Laboratory	New Requests Received	Requests Completed	Average Turnaround Time (Days)	Pending Requests
Bend Lab	115	146	76	285
Central Point Lab	268	155	81	588
Medical Examiner	381	250	57	845
Pendleton Lab	98	21	149	442
Portland Lab	1128	1062	63	2647
Springfield Lab	525	457	63	1322

## Discipline Stats

Discipline	New Requests Received	Requests Completed	Average Turnaround Time (Days)	Pending Requests
Arson	7	2	40	10
Biology Processing	242	251	23	216
Blood Alcohol	389	322	47	675
CODIS Confirmation	78	80	0	1
Controlled Substances	807	581	77	2390
DNA	294	263	32	363
Explosives	0	0		2
FA Comparison	9	11	58	4
FA Processing	30	30	74	78
Fibers	1	0		2
Field Investigations	7	5	119	18
Hair	4	2	9	8
Impressions	2	4	92	10
LP Comparison	62	57	119	325
LP Processing	93	97	120	523
Miscellaneous	2	1	14	5
Paint	2	0		3
TM - Comparison	1	0		2
TM - Processing	4	3	203	29
TOX Ante-mortem	237	236	117	987
TOX External Lab	0	0		1
TOX Post Mortem	239	143	49	460
Trace Processing	5	3	7	17

