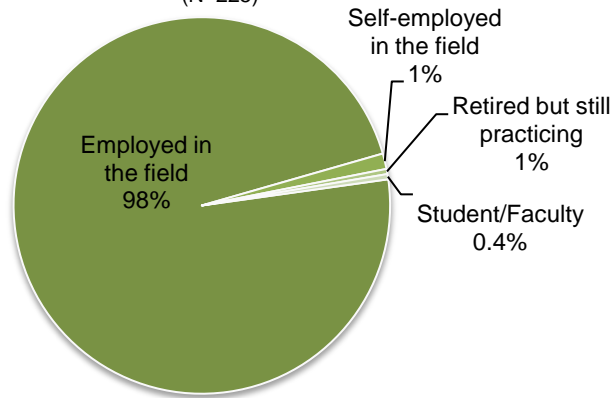


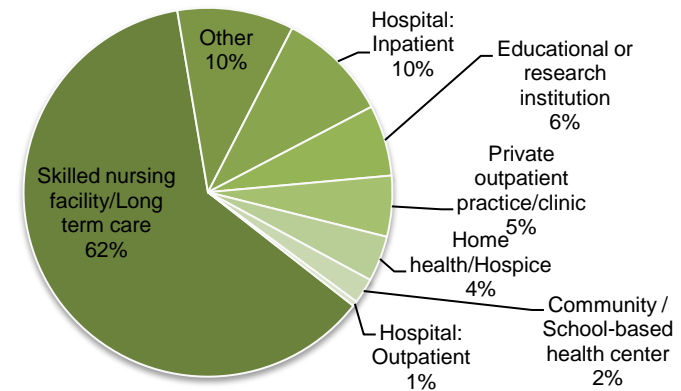
# Oregon's OT Assistant Workforce – 2014

	2010	2012	2014
Number of OT Assistants licensed in Oregon	228	258	314
Number of licensed OT Assistants working in Oregon	199	215	225

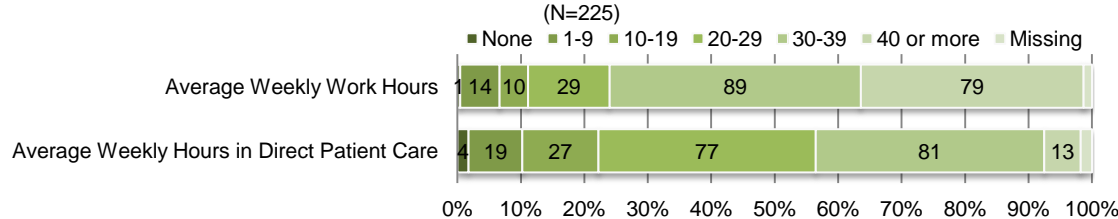
**Self-Reported Employment Status of OT Assistants Working in Oregon: 2014**  
(N=225)



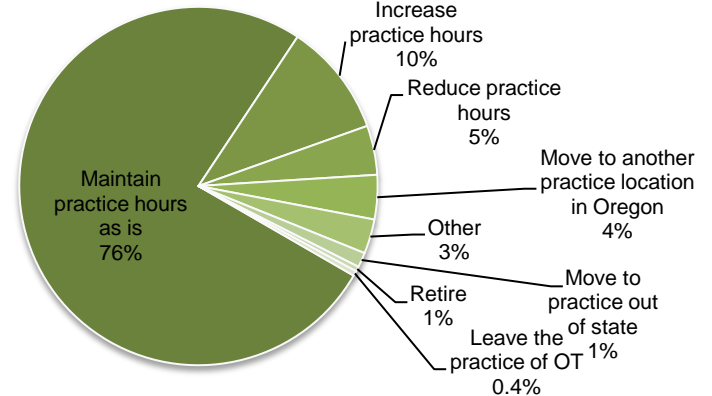
**Self-Reported Practice Setting of OT Assistants Working in Oregon: 2014 (N=225)**



**OT Assistants' Average Weekly Work Hours as Compared to Average Weekly Hours in Direct Patient Care: 2014**  
(N=225)

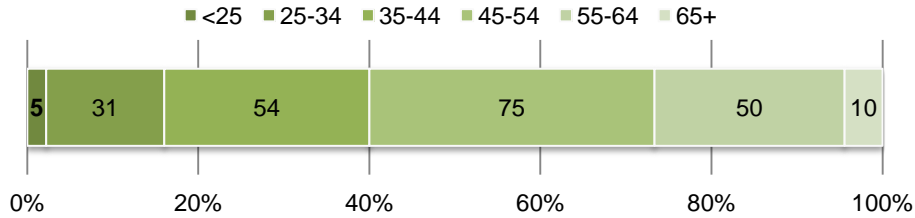


**Self-Reported Future Practice Plans in the Next Two Years: 2014**



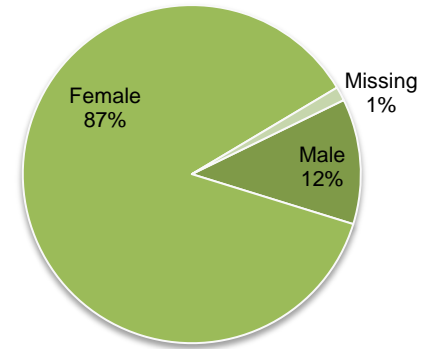
**Age Range of OT Assistants Working in Oregon: 2014**

(N=225)



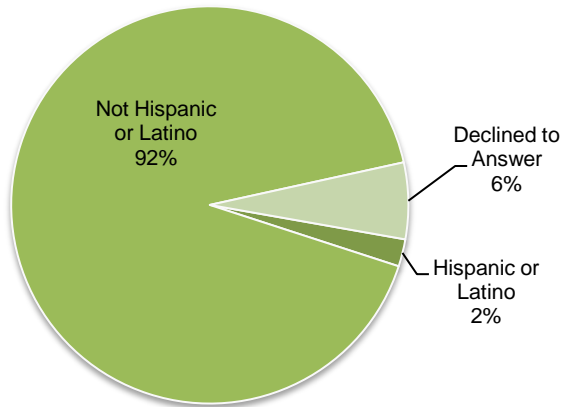
**Gender of OT Assistants Working in Oregon: 2014**

(N=225)



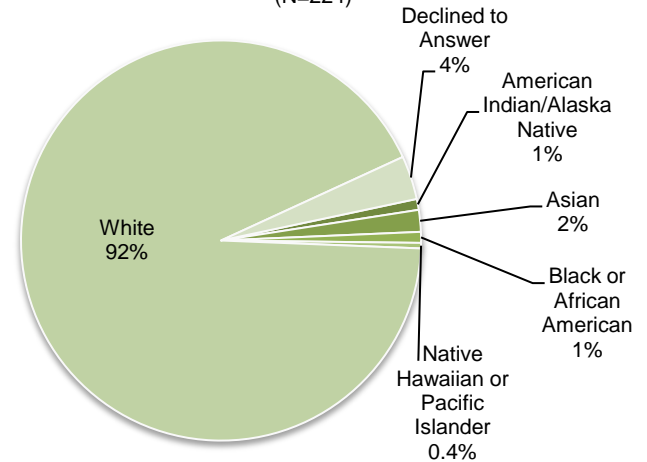
**Self-Reported Ethnicity of OT Assistants Working in Oregon: 2014**

(N=225)

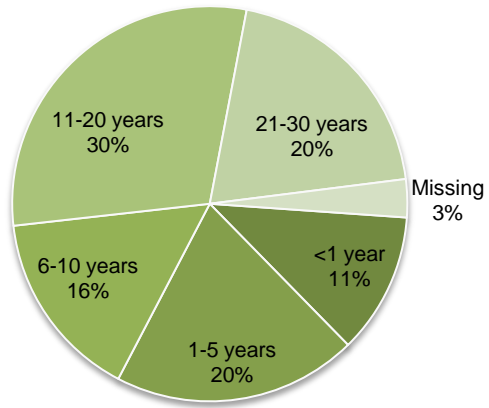


**Self-Reported Race of OT Assistants Working in Oregon: 2014**

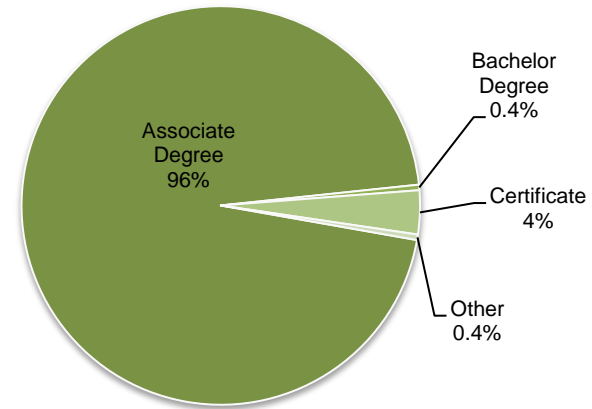
(N=224)



**Years Licensed in Oregon: 2014**  
(N=225)



**Self-Reported Highest Level of Education in the Field of OT Assistants Working in Oregon: 2014**  
(N=225)



**School Location of OT Assistants Working in Oregon: 2014**  
(N=225)

