


OREGON VETERINARY MEDICAL EXAMINING BOARD



2021-2023 Legislatively Adopted Budget

Cass McLeod-Skinner, Interim Executive Director

**Oregon Veterinary Medical Examining Board
2021-23 Legislatively Adopted Budget**

TABLE OF CONTENTS

Page

INTRODUCTORY INFORMATION

Table of Contents.....	i
Certification (107VF01)	ii

LEGISLATIVE ACTION	1
SB 5521 A Budget Report and Measure Summary	1
SB 5521 Enrolled.....	16
SB 5521 Introduced	18

AGENCY SUMMARY

Agency Summary Narrative (107BF02).....	20
Mission Statement and Statutory Authority.....	20
Program Description	21
Environmental Factors	22
Initiatives and Accomplishments.....	23
Criteria for 2021-23 Budget Development	24
Summary of 2021-23 Biennium Budget (BDV104 – agency-wide)	25
Agency-wide Program Unit Summary (BPR0101)	53
Program Prioritization and Reduction Options (107BF02)	54
10% Reduction Options (107BF17)	55
Organizational Chart.....	56

REVENUE

Revenue Narrative (107BF02).....	57
Detail of Lottery Funds, Other Funds, and Federal Funds Revenue (BPR012 – agency-wide).....	58
Detail of Lottery Funds, Other Funds, and Federal Funds Revenue (107BF07).....	65

PROGRAM UNITS and CAPITAL BUDGETING..... 66

Program Unit Descriptions (107BF02).....	66
Licensing, Education.....	66
Regulation and Enforcement.....	67
Complaint Investigation Summary	68
Facility Inspections	68
Essential and Policy Package Fiscal Impact Summary (ORBITS BPR013)	70
Detail of Lottery Funds, Other Funds, and Federal Funds Revenue (BPR012 – OVMEB specific)	81
Detail of Lottery Funds, Other Funds, and Federal Funds Revenue (107BF07)	88

SPECIAL REPORTS..... 89

Annual Performance Progress Report 2021	89
Annual Performance Progress Report 2020	97
Affirmative Action Statement 2019-2020	105
Secretary of State Audits Division Audit 2019-40 and Agency Response	106

ORBITS Reports

BSU 003A – Summary Cross Reference Listing and Packages.....	134
BSU004A – Policy Package List by Priority.....	143
BDV103A – Budget Support – Detail Revenues & Expenditures	149
ANA100A – Column Comparison Report	192
ANA 101A – Package Comparison Report.....	196

PICS Reports

PIC100 – Position Budget Report.....	215
--------------------------------------	-----

CERTIFICATION

I hereby certify that the accompanying summary and detailed statements are true and correct to the best of my knowledge and belief and that the accuracy of all numerical information has been verified.

Veterinary Medical Examining Board

AGENCY NAME

800 NE Oregon St., Suite 407, Portland, OR 97232

AGENCY ADDRESS

Enluis DeBess DM, Board Chair

SIGNATURE

Board Chair

TITLE

Notice: Requests of agencies headed by a board or commission must be approved by official action of those bodies and signed by the board or commission chairperson. The requests of other agencies must be approved and signed by the agency director or administrator.

☐ Agency Request

☐ Governor's Budget

☒ Legislatively Adopted

SB 5521 A BUDGET REPORT and MEASURE SUMMARY**Carrier:** Sen. Frederick**Joint Committee On Ways and Means**

Action Date: 05/28/21**Action:** Do pass with amendments. (Printed A-Eng.)**Senate Vote****Yeas:** 10 - Anderson, Golden, Gorsek, Hansell, Johnson, Knopp, Lieber, Steiner Hayward, Taylor, Thomsen**Nays:** 1 - Girod**Exc:** 1 - Frederick**House Vote****Yeas:** 11 - Bynum, Drazan, Gomberg, Leif, McLain, Nosse, Rayfield, Sanchez, Smith G, Sollman, Stark**Prepared By:** Drew Cohen, Department of Administrative Services**Reviewed By:** Kim To, Legislative Fiscal Offic

Health Related Licensing Boards**2021-23**

Budget Summary*

	2019-21 Legislatively Approved Budget ⁽¹⁾	2021 - 23 Current Service Level	2021-23 Committee Recommendation	Committee Change from 2019-21 Leg. Approved	
				\$ Change	% Change
Other Funds Limited	\$ 7,710,936	\$ 8,554,547	\$ 8,369,317	\$ 658,381	8.5%
Total	\$ 7,710,936	\$ 8,554,547	\$ 8,369,317	\$ 658,381	8.5%

Position Summary

Authorized Positions	24	23	23	-1	
Full-time Equivalent (FTE) positions	23.00	22.00	21.90	-1.10	

⁽¹⁾ Includes adjustments through January 2021

* Excludes Capital Construction expenditures

Summary of Revenue Changes

The Health Related Licensing Boards (HRLB) structure consists of six independent boards. The Boards are combined into one agency for the ease of budgetary reporting. Each board develops individual budgets, which are separately approved by the Legislature. All six boards are entirely funded through Other Funds revenues, largely funded through licensing and application fees. The Subcommittee recommended budget includes several fee increase bills and adjustments, which will increase revenue for the following Boards:

Package 101 for the Oregon Mortuary and Cemetery Board, which corresponds with House Bill 2120 and increases the death filing fee from \$20 to \$30 and is projected to generate \$728,873 Other Funds revenue to stabilize the Indigent Disposition Program (IDP) Fund.

Package 104 for the Oregon Board of Naturopathic Medicine, which corresponds with Senate Bill 5525 and ratifies the increase of the licensure fees and is projected to generate \$120,000 Other Funds revenue.

Package 105 for the Occupational Therapy Licensing Board, which authorizes the Board to increase licensure fees and is projected to generate \$131,950 Other Funds revenue.

Package 106 for the Oregon Board of Medical Imaging, which corresponds with Senate Bill 5522 and ratifies the increase of licensure fees and is projected to generate \$581,760 Other Funds revenues.

Package 107 for the Board of Examiners for Speech-Language Pathology and Audiology, which authorizes the Board to increase licensure fees and is projected to generate \$149,821 Other Funds revenue.

Summary of the Education Subcommittee Action

The Health Related Licensing Boards (HRLB) structure consists of six independent boards: Oregon Mortuary and Cemetery Board, Board of Naturopathic Medicine, Occupational Therapy Licensing Board, Oregon Board of Medical Imaging, Board of Examiners for Speech-Language Pathology and Audiology, and the Veterinary Medical Examining Board. The Boards are combined into one agency for the ease of budgetary reporting; however, each Board has a separate limitation approved by the Legislature. The Subcommittee approved the following budget note related to the administration of the six boards:

Budget Note

Over the past several years, there has been a lack of agreement among the Executive Directors of the Health Related Licensing Boards (HRLB) on its shared organizational structure, resources, information technology, and budget and accounting needs. The Boards, in consultation with the Department of Administrative Services - Chief Financial Office (DAS CFO), are directed to undertake a comprehensive review of their shared needs and the most efficient and cost-effective method to achieving those needs. The review should contemplate which of the following outcomes is the most cost effective and programmatically efficient: (1) remaining an independent agency utilizing contracted information technology and budget and accounting services through DAS or another third party; or (2) becoming a part of the Oregon Health Authority's Health Licensing Office starting in the 2023-25 biennium. The review should include cost and service comparisons and rationale for any proposed outcome. If the proposal is to remain independent, the plan must include staffing, budgetary, operational, and structural changes that will facilitate efficient administrative functions related to interagency coordination and the sharing of resources among the six boards. HRLB and DAS CFO are to jointly report their findings to the Joint Committee on Ways and Means during the 2022 Legislative session.

Oregon Mortuary and Cemetery Board

The Oregon Mortuary and Cemetery Board regulates the individuals and facilities engaged in the care, preparation, processing, transportation, and final disposition of human remains through licensing, inspection, and disciplinary programs. The Subcommittee recommended a budget of \$2,887,511 Other Funds expenditure limitation and seven positions (7.00 FTE). The budget reflects a 20% increase from the 2019-21 legislatively approved budget and provides the Board with an ending balance of \$1,445,924, which is approximately 12 months of operational expenses. The Subcommittee recommended the following packages:

Package 099: Microsoft 365 Consolidation. Microsoft 365 is being consolidated within the office of the State Information Officer at the E5 level of service. This cost is built into the State Government Service Charge for every agency as a cost increase for the 2021-23 biennium. This package makes a corresponding reduction to the agency base budget in an amount equivalent to what agencies should be paying in the current 2019-21 biennium for Microsoft 365 at the E3 level of service.

Package 101: Indigent Disposition Program Fee/Allocation. This package reflects the revenue impact of House Bill 2120, which authorizes the Board to increase the death filing fee from \$20 to \$30, which is projected to generate \$728,873 Other Funds revenue in the 2021-23 biennium to stabilize the IDP Fund. The last time the fee was raised was in 2009. The IDP Fund provides an opportunity for death care facilities to seek reimbursement from the Board, for an amount not to exceed \$500 per deceased individual, for costs associated with providing services to families who are unable to afford it. Facilities are required to fill out an application for reimbursement, which summarizes the actions taken by the facility to ensure the deceased was an indigent person as defined in statute, document adherence to program rules, and provide an itemized invoice of the cost of services. Per statute, 30% of death filing fees are to be used for the IDP Fund; this includes year-over-year reserves. The Board is required to establish a mechanism to manage and track IDP program activity to ensure this statutory requirement is being met and IDP funds are not being misappropriated to Board operating expenses.

Package 102: Indigent Disposition Program Limitation. This package increases the limitation to expend revenues received from policy Package 101 to reimburse IDP claims. This package increases Other Funds expenditure limitation by \$150,000.

Package 103: Travel Expenses for Inspections. This package funds travel expenses for inspectors to travel throughout the state in order to complete inspections of all licensed facilities. This package increases Other Funds expenditure limitation by \$61,760.

Board of Naturopathic Medicine

The Oregon Board of Naturopathic Medicine regulates naturopathic physicians through licensing and disciplinary programs. The Subcommittee recommended a budget of \$1,092,162 Other Funds expenditure limitation and three positions (3.00 FTE), which is a 9.6% decrease from the 2019-21 legislatively approved budget and provides the Board with an ending balance of \$293,206, which is approximately 6.4 months of operating expenses. The Subcommittee recommended the following packages:

Package 070: Revenue Shortfalls. This package reduces professional services by \$40,000 Other Funds to increase savings for the Board's ending balance.

Package 099: Microsoft 365 Consolidation. Microsoft 365 is being consolidated within the office of the State Information Officer at the E5 level of service. This cost is built into the State Government Service Charge for every agency as a cost increase for the 2021-23 biennium. This package makes a corresponding reduction to the agency base budget in an amount equivalent to what agencies should be paying in the current 2019-21 biennium for Microsoft 365 at the E3 level of service.

Package 104: Licensure Renewal Fee Increase. The Board adjusted fees through administrative rule during the 2020-21 interim. Fees were adjusted for license renewals and for a license change of status from inactive to active. If ratified through House Bill 5525, these fee modifications are anticipated to generate \$120,000 Other Funds revenue during the 2021-23 biennium.

Occupational Therapy Licensing Board

The Occupational Therapy Licensing Board regulates the practice of occupational therapy through licensing and disciplinary programs. The Subcommittee recommended a budget of \$711,487 Other Funds expenditure limitation and two positions (1.65 FTE), which is an 11.3% increase from 2019-21 legislatively approved budget and provides the Board with an ending balance of \$275,756, which is approximately 9.3 months of operating expenses. The Subcommittee recommended the following packages:

Package 070: Revenue Shortfalls. This package reduces personal services by \$29,377, including a reduction of 0.10 FTE and services and supplies by \$25,000 to increase the Board's ending balance.

Package 099: Microsoft 365 Consolidation. Microsoft 365 is being consolidated within the office of the State Information Officer at the E5 level of service. This cost is built into the State Government Service Charge for every agency as a cost increase for the 2021-23 biennium. This package makes a corresponding reduction to the agency base budget in an amount equivalent to what agencies should be paying in the current 2019-21 biennium for Microsoft 365 at the E3 level of service.

Package 105: Licensure Renewal Fee Increase. The Board requested an adjustment to its fee schedule to offset increasing operating costs. This package authorized the Board to increase fees, which are projected to generate \$131,950 Other Funds revenue for the 2021-23 biennium.

Board of Medical Imaging

The Oregon Board of Medical Imaging licenses and regulates radiographers, radiation therapists, limited x-ray machine operators, nuclear medicine technologists, sonographers, MRI technologists, and Bone Densitometry. The Subcommittee recommended a budget of \$1,236,818 Other Funds expenditure limitation and four positions (3.50 FTE), which is a 2.1% increase from the 2019-21 legislatively approved budget and provides the Board with an ending balance of \$455,131 or approximately 8.8 months of operating expenses. The Subcommittee recommended the following packages:

Package 070: Revenue Shortfalls. This package reduces personal services by \$54,789, including a reduction of 0.25 FTE, and a reduction in services and supplies by \$242,348 to increase savings for the Board's ending balance.

Package 099: Microsoft 365 Consolidation. Microsoft 365 is being consolidated within the office of the State Information Officer at the E5 level of service. This cost is built into the State Government Service Charge for every agency as a cost increase for the 2021-23 biennium. This package makes a corresponding reduction to the agency base budget in an amount equivalent to what agencies should be paying in the current 2019-21 biennium for Microsoft 365 at the E3 level of service.

Package 106: Professional License and Permit Fee Increase. The Board adjusted fees through administrative rule during the 2019-21 interim. Fees were adjusted for temporary licenses, temporary limited permits, permanent licenses, permanent permits, and fluoroscopy permits. If ratified through House Bill 5522, these fee modifications are projected to generate \$581,760 Other Funds revenue during the 2021-23 biennium.

Package 801: LFO Analyst Adjustments. This package partially restores Package 070 by increasing Other Funds expenditure limitation by \$129,451 and increases full-time equivalency by 0.25 FTE to restore the Investigator position to 0.50 FTE. With new revenues from the fee increase, the Board will have sufficient funds to cover needed expenses including contract investigators, travel for investigations, Board members reimbursement, and attorney general fees.

State Board of Examiners for Speech-Language Pathology and Audiology

The Board of Examiners for Speech-Language Pathology and Audiology regulates Speech-Language Pathologists, Speech-Language Pathology Assistants and Audiologists through licensing and disciplinary programs. The Subcommittee recommended a budget of \$1,071,998 Other Funds expenditure limitation, which is an 8.6% increase from the 2019-21 legislatively approved budget and provides the Board with an ending balance of \$173,519 or approximately 3.9 months of operating expenses. The Subcommittee recommended the following packages:

Package 070: Revenue Shortfalls. This package reduces services and supplies by \$117,997 to increase savings for the Board's ending balance.

Package 099: Microsoft 365 Consolidation. Microsoft 365 is being consolidated within the office of the State Information Officer at the E5 level of service. This cost is built into the State Government Service Charge for every agency as a cost increase for the 2021-23 biennium. This package makes a corresponding reduction to the agency base budget in an amount equivalent to what agencies should be paying in the current 2019-21 biennium for Microsoft 365 at the E3 level of service.

Package 107: Professional License and Permit Fee Increase. The Board requested an adjustment to its fee schedule to offset increasing operating costs. This package authorizes the Board to increase fees, which are projected to generate \$149,821 Other Funds revenues for the 2021-23 biennium.

Oregon Veterinary Medical Examining Board

The Oregon Veterinary Medical Examining Board regulates the veterinary professions in Oregon through enforcement of the Veterinary Practice Act. The Subcommittee recommended a budget of \$1,369,341 Other Funds expenditure limitation and four positions (3.75 FTE), which is an 8.7% increase from 2019-21 legislatively approved budget and provides the Board with an ending balance of \$1,170,067 or approximately 20.5 months of operating expenses. Subcommittee recommended the following package:

Package 099: Microsoft 365 Consolidation. Microsoft 365 is being consolidated within the office of the State Information Officer at the E5 level of service. This cost is built into the State Government Service Charge for every agency as a cost increase for the 2021-23 biennium. This package makes a corresponding reduction to the agency base budget in an amount equivalent to what agencies should be paying in the current 2019-21 biennium for Microsoft 365 at the E3 level of service.

Summary of Performance Measure Action

See attached Legislatively Adopted 2021-23 Key Performance Measures form.

DETAIL OF JOINT COMMITTEE ON WAYS AND MEANS ACTION

Health Related Licensing Boards
Drew Cohen (971) 707-8779

DESCRIPTION	GENERAL FUND	LOTTERY FUNDS	OTHER FUNDS		FEDERAL FUNDS		TOTAL ALL FUNDS	POS	FTE					
			LIMITED	NONLIMITED	LIMITED	NONLIMITED								
2019-21 Legislatively Approved Budget at Jan. 2021*	\$	-	\$	-	\$	7,710,936	\$	-	\$	-	\$	7,710,936	24	23.00
2021-23 Current Service Level (CSL)*	\$	-	\$	-	\$	8,554,547	\$	-	\$	-	\$	8,554,547	23	22.00
SUBCOMMITTEE ADJUSTMENTS (from CSL)														
SCR 83300-017 - Mortuary and Cemetery Board														
Package 099: Microsoft 365 Consolidation Services and Supplies	\$	-	\$	-	\$	(4,937)	\$	-	\$	-	\$	(4,937)		
Package 102: Indigent Disposition Program Limitation Services and Supplies	\$	-	\$	-	\$	150,000	\$	-	\$	-	\$	150,000		
Package 103: Travel Expenses for Inspections Services and Supplies	\$	-	\$	-	\$	61,760	\$	-	\$	-	\$	61,760		
SCR 83300-018 - Naturopathic Medicine														
Package 070: Revenue Shortfalls Services and Supplies	\$	-	\$	-	\$	(40,000)	\$	-	\$	-	\$	(40,000)		
Package 099: Microsoft 365 Consolidation Services and Supplies	\$	-	\$	-	\$	(2,822)	\$	-	\$	-	\$	(2,822)		
SCR 83300-020 - Occupational Therapy Licensing														
Package 070: Revenue Shortfalls Personal Services	\$	-	\$	-	\$	(29,377)	\$	-	\$	-	\$	(29,377)	0	-0.10
Services and Supplies	\$	-	\$	-	\$	(25,000)	\$	-	\$	-	\$	(25,000)		
Package 099: Microsoft 365 Consolidation Services and Supplies	\$	-	\$	-	\$	(1,411)	\$	-	\$	-	\$	(1,411)		
SCR 83300-026 - Medical Imaging														
Package 070: Revenue Shortfalls Personal Services	\$	-	\$	-	\$	(54,789)	\$	-	\$	-	\$	(54,789)	0	-0.25
Services and Supplies	\$	-	\$	-	\$	(242,348)	\$	-	\$	-	\$	(242,348)		
Package 099: Microsoft 365 Consolidation Services and Supplies	\$	-	\$	-	\$	(2,822)	\$	-	\$	-	\$	(2,822)		
Package 801: LFO Analyst Adjustments Personal Services	\$	-	\$	-	\$	54,789	\$	-	\$	-	\$	54,789	0	0.25
Services and Supplies	\$	-	\$	-	\$	74,662	\$	-	\$	-	\$	74,662		
SCR 83300-028 - Speech-Language Path. and Audio.														
Package 070: Revenue Shortfalls Services and Supplies	\$	-	\$	-	\$	(117,997)	\$	-	\$	-	\$	(117,997)		

SB 5521 A

DESCRIPTION	GENERAL FUND	LOTTERY FUNDS	OTHER FUNDS		FEDERAL FUNDS		TOTAL ALL FUNDS	POS	FTE
			LIMITED	NONLIMITED	LIMITED	NONLIMITED			
Package 099: Microsoft 365 Consolidation Services and Supplies	\$ -	\$ -	\$ (2,116)	\$ -	\$ -	\$ -	\$ (2,116)		
SCR 83300-029 - Veterinary Medical Examiners									
Package 099: Microsoft 365 Consolidation Services and Supplies	\$ -	\$ -	\$ (2,822)	\$ -	\$ -	\$ -	\$ (2,822)		
TOTAL ADJUSTMENTS	\$ -	\$ -	\$ (185,230)	\$ -	\$ -	\$ -	\$ (185,230)	0	-0.10
SUBCOMMITTEE RECOMMENDATION *	\$ -	\$ -	\$ 8,369,317	\$ -	\$ -	\$ -	\$ 8,369,317	23	21.90
% Change from 2019-21 Leg Approved Budget	0.0%	0.0%	8.5%	0.0%	0.0%	0.0%	8.5%	-4.2%	-4.8%
% Change from 2021-23 Current Service Level	0.0%	0.0%	-2.2%	0.0%	0.0%	0.0%	-2.2%	0.0%	-0.5%

*Excludes Capital Construction Expenditures

Legislatively Approved 2021 - 2023 Key Performance Measures

10

Published: 5/25/2021 4:51:07 PM

Agency: Mortuary and Cemetery Board

Mission Statement:

The mission of the Oregon Mortuary and Cemetery Board is to protect public health, safety and welfare by fairly and efficiently performing its licensing, inspection and enforcement duties; by promoting professional behavior and standards in all facets of the Oregon death care industry; and, by maintaining constructive relationships with licensees, those they serve and others with an interest in the Board's activities.

Legislatively Approved KPMs	Metrics	Agency Request	Last Reported Result	Target 2022	Target 2023
1. Facility Inspection - Percent of licensed facilities inspected not less than once per biennium.		Approved	31%	100%	100%
2. Complaint Investigation - Percent of investigative reports completed within six months of a complaint from any person against a licensee.		Approved	98%	90%	90%
3. Customer Service - Percent of customers rating their satisfaction with the agency's customer service as "good" or "excellent": overall, timeliness, accuracy, helpfulness, expertise, availability of information.	Overall	Approved	45%	95%	95%
	Availability of Information		60%	95%	95%
	Helpfulness		56%	95%	95%
	Accuracy		55%	95%	95%
	Timeliness		60%	95%	95%
	Expertise		67%	95%	95%
4. BEST PRACTICES - Percent of total best practices met by the Board.		Approved	100%	100%	100%
5. Timely Resolution of Complaints - Percent of cases closed within 9 months.		Approved	86%	90%	90%

LFO Recommendation:

LFO recommends approval of measures and targets as proposed.

SubCommittee Action:

Approved LFO recommendation.

Legislatively Approved 2021 - 2023 Key Performance Measures

11

Published: 5/25/2021 4:57:29 PM

Agency: Naturopathic Medicine, Board of

Mission Statement:

The mission of the Oregon Board of Naturopathic Medicine is to protect the public by licensing and regulating Naturopathic physicians. The Board will promote physician excellence and will foster communication within the profession and with the public.

Legislatively Approved KPMs	Metrics	Agency Request	Last Reported Result	Target 2022	Target 2023
1. Average time from receipt of a new complaint to completion of the investigation (months).		Approved	9	6	6
3. Customer Service - Percent of customers rating their satisfaction with the agency's customer service as good or excellent for overall customer service, timeliness, accuracy, helpfulness, expertise and availability of information.	Availability of Information	Approved	95%	95%	95%
	Timeliness		95%	95%	95%
	Accuracy		95%	95%	95%
	Helpfulness		98%	95%	95%
	Overall		98%	95%	95%
	Expertise		95%	95%	95%
4. Percent of total best practices met by the Board.		Approved	95	100	100

LFO Recommendation:

LFO recommends approval of measures and targets as proposed.

SubCommittee Action:

Approved LFO recommendation.

Legislatively Approved 2021 - 2023 Key Performance Measures

12

Published: 5/25/2021 5:01:02 PM

Agency: Occupational Therapy Licensing Board

Mission Statement:

The mission of the Occupational Therapy Licensing Board is to protect the public by supervising occupational therapy practice to assure the safe and ethical delivery of services in Oregon.

Legislatively Approved KPMs	Metrics	Agency Request	Last Reported Result	Target 2022	Target 2023
3. CUSTOMER SATISFACTION - Percent of customers rating their satisfaction with the agency's customer service as "good" or "excellent": overall, timeliness, accuracy, helpfulness, expertise, availability of information	Overall	Approved	99%	95%	95%
	Availability of Information		98%	95%	95%
	Expertise		99%	95%	95%
	Helpfulness		99%	95%	95%
	Timeliness		98%	95%	95%
	Accuracy		98%	95%	95%
4. BEST PRACTICES: Percent of total best practices met by the Board.		Approved	100%	100%	100%
5. TIMELY LICENSING - Percent of all licensing applications processed within 3 days.		Approved	96%	100%	100%
6. TIMELY RESOLUTION OF COMPLAINTS - Percent of cases investigated and referred to Board within 120 days of receipt of complaint.		Approved	100	100	100

LFO Recommendation:

LFO recommends approval of measures and targets as proposed.

SubCommittee Action:

Approved LFO recommendation.

Legislatively Approved 2021 - 2023 Key Performance Measures

13

Published: 5/25/2021 5:02:43 PM

Agency: Medical Imaging, Board of

Mission Statement:

The mission of the Oregon Board of Medical Imaging is to promote, preserve and protect the public health, safety and welfare of Oregonians who are undergoing medical imaging studies performed by agency licensees for the purpose of medical diagnosis and therapy.

Legislatively Approved KPMs	Metrics	Agency Request	Last Reported Result	Target 2022	Target 2023
1. TIMELY LICENSURE - Percent of initial and renewal license and limited permit applications from qualified applicants that are processed within 5 business days.		Approved	96%	100%	100%
2. AUTOMATION - Percent of license and limited permit applications from qualified applicants that are processed using an automated procedure.		Approved	65%	75%	75%
3. CUSTOMER SERVICE - Percent of customers rating their satisfaction with the agency's customer service as "good" or "excellent": overall, timeliness, accuracy, helpfulness, expertise, availability of information.	Accuracy	Approved	87%	95%	95%
	Timeliness		89%	95%	95%
	Expertise		90%	95%	95%
	Overall		89%	95%	95%
	Helpfulness		90%	95%	95%
	Availability of Information		82%	95%	95%
4. DISCIPLINE RESOLUTION - Percentage and number of complaints resolved by means other than from formal administrative hearings within a year.		Approved	100%	100%	100%
5. BEST PRACTICES - Percent of total best practices met by the Board.		Approved	100%	100%	100%

LFO Recommendation:

LFO recommends approval of measures and targets as proposed.

SubCommittee Action:

Approved LFO recommendation.

Legislatively Approved 2021 - 2023 Key Performance Measures

14

Published: 5/25/2021 5:04:21 PM

Agency: Speech-Language Pathology and Audiology

Mission Statement:

The Board adopts rules governing standards of practice, investigates alleged violations and grants, denies, suspends and revokes licenses for Speech-Language Pathologists, Speech-Language Pathology Assistants, and Audiologists for consumer protection.

Legislatively Approved KPMs	Metrics	Agency Request	Last Reported Result	Target 2022	Target 2023
1. Percentage of School District Compliance with SLPA supervision requirements outlined in OAR 335-095-0050.		Approved	38%	60%	60%
2. Compliant Professional Development Reported - Percentage of licensees audited during the renewal cycle, which occurs every even-numbered year, who are in compliance with continuing professional development requirements.		Approved	100%	100%	100%
3. Customer Service - Percentage of customers rating their satisfaction with the agency's customer service as "good"; or "excellent": overall, timeliness, accuracy, helpfulness, expertise, availability of information.	Overall	Approved	0%	95%	95%
	Expertise		0%	95%	95%
	Timeliness		0%	95%	95%
	Availability of Information		0%	95%	95%
	Helpfulness		0%	95%	95%
	Accuracy		0%	95%	95%
4. Best Practices - Percent of total best practices met by the Board.		Approved	100%	100%	100%
5. Timely Resolution of Complaints - Percent of investigations presented to the Board within 180 days from the date of the complaint.		Approved		90%	90%

LFO Recommendation:

LFO recommends approval of measures and targets as proposed.

SubCommittee Action:

Approved LFO recommendation.

Legislatively Approved 2021 - 2023 Key Performance Measures

15

Published: 5/25/2021 5:05:43 PM

Agency: Veterinary Medical Examining Board

Mission Statement:

To protect animal health and welfare, public health, and consumers of veterinary services.

Legislatively Approved KPMs	Metrics	Agency Request	Last Reported Result	Target 2022	Target 2023
1. Public Protection - Average time from receipt of a new complaint to completion of the investigation.		Approved	121.48	180	180
2. Public Protection - Percent of decisions not contested, appealed and/or upheld on appeal.		Approved	99%	95%	95%
3. Customer Service - Percent of customers rating their overall satisfaction with the agency above average or excellent.	Timeliness	Approved	72%	95%	95%
	Overall		73%	95%	95%
	Accuracy		68%	95%	95%
	Availability of Information		71%	95%	95%
	Expertise		66%	95%	95%
	Helpfulness		70%	95%	95%
4. BEST PRACTICES - Percent of best practices met by the Board.		Approved	100%	100%	100%
5. Facility Inspections - Percent of registered veterinary facilities inspected not less than once per biennium.		Approved	100%	100%	100%

LFO Recommendation:

LFO recommends approval of measures and targets as proposed.

SubCommittee Action:

Approved LFO recommendation.

Enrolled

Senate Bill 5521

Printed pursuant to Senate Interim Rule 213.28 by order of the President of the Senate in conformance with pre-session filing rules, indicating neither advocacy nor opposition on the part of the President (at the request of Oregon Department of Administrative Services)

CHAPTER

AN ACT

Relating to the financial administration of specified boards; and declaring an emergency.

Be It Enacted by the People of the State of Oregon:

SECTION 1. Notwithstanding any other law limiting expenditures, the amount of \$2,887,511 is established for the biennium beginning July 1, 2021, as the maximum limit for payment of expenses from fees, moneys or other revenues, including Miscellaneous Receipts, but excluding lottery funds and federal funds, collected or received by the State Mortuary and Cemetery Board.

SECTION 2. Notwithstanding any other law limiting expenditures, the amount of \$1,092,162 is established for the biennium beginning July 1, 2021, as the maximum limit for payment of expenses from fees, moneys or other revenues, including Miscellaneous Receipts, but excluding lottery funds and federal funds, collected or received by the Oregon Board of Naturopathic Medicine.

SECTION 3. Notwithstanding any other law limiting expenditures, the amount of \$711,487 is established for the biennium beginning July 1, 2021, as the maximum limit for payment of expenses from fees, moneys or other revenues, including Miscellaneous Receipts, but excluding lottery funds and federal funds, collected or received by the Occupational Therapy Licensing Board.

SECTION 4. Notwithstanding any other law limiting expenditures, the amount of \$1,236,818 is established for the biennium beginning July 1, 2021, as the maximum limit for payment of expenses from fees, moneys or other revenues, including Miscellaneous Receipts, but excluding lottery funds and federal funds, collected or received by the Board of Medical Imaging.

SECTION 5. Notwithstanding any other law limiting expenditures, the amount of \$1,071,998 is established for the biennium beginning July 1, 2021, as the maximum limit for payment of expenses from fees, moneys or other revenues, including Miscellaneous Receipts, but excluding lottery funds and federal funds, collected or received by the State Board of Examiners for Speech-Language Pathology and Audiology.

SECTION 6. Notwithstanding any other law limiting expenditures, the amount of \$1,369,341 is established for the biennium beginning July 1, 2021, as the maximum limit for payment of expenses from fees, moneys or other revenues, including Miscellaneous Receipts, but excluding lottery funds and federal funds, collected or received by the Oregon State Veterinary Medical Examining Board.

SECTION 7. This 2021 Act being necessary for the immediate preservation of the public peace, health and safety, an emergency is declared to exist, and this 2021 Act takes effect July 1, 2021.

Passed by Senate June 3, 2021

.....
Lori L. Brocker, Secretary of Senate

.....
Peter Courtney, President of Senate

Passed by House June 10, 2021

.....
Tina Kotek, Speaker of House

Received by Governor:

.....M.,....., 2021

Approved:

.....M.,....., 2021

.....
Kate Brown, Governor

Filed in Office of Secretary of State:

.....M.,....., 2021

.....
Shemia Fagan, Secretary of State

Senate Bill 5521

Printed pursuant to Senate Interim Rule 213.28 by order of the President of the Senate in conformance with pre-session filing rules, indicating neither advocacy nor opposition on the part of the President (at the request of Oregon Department of Administrative Services)

SUMMARY

The following summary is not prepared by the sponsors of the measure and is not a part of the body thereof subject to consideration by the Legislative Assembly. It is an editor's brief statement of the essential features of the measure **as introduced**.

Limits biennial expenditures from fees, moneys or other revenues, including Miscellaneous Receipts, but excluding lottery funds and federal funds, collected or received by State Mortuary and Cemetery Board, Oregon Board of Naturopathic Medicine, Occupational Therapy Licensing Board, Board of Medical Imaging, State Board of Examiners for Speech-Language Pathology and Audiology and Oregon State Veterinary Medical Examining Board.

Declares emergency, effective July 1, 2021.

A BILL FOR AN ACT

Relating to the financial administration of specified boards; and declaring an emergency.

Be It Enacted by the People of the State of Oregon:

SECTION 1. Notwithstanding any other law limiting expenditures, the amount of \$1,392,291 is established for the biennium beginning July 1, 2021, as the maximum limit for payment of expenses from fees, moneys or other revenues, including Miscellaneous Receipts, but excluding lottery funds and federal funds, collected or received by the State Mortuary and Cemetery Board.

SECTION 2. Notwithstanding any other law limiting expenditures, the amount of \$511,817 is established for the biennium beginning July 1, 2021, as the maximum limit for payment of expenses from fees, moneys or other revenues, including Miscellaneous Receipts, but excluding lottery funds and federal funds, collected or received by the Oregon Board of Naturopathic Medicine.

SECTION 3. Notwithstanding any other law limiting expenditures, the amount of \$334,104 is established for the biennium beginning July 1, 2021, as the maximum limit for payment of expenses from fees, moneys or other revenues, including Miscellaneous Receipts, but excluding lottery funds and federal funds, collected or received by the Occupational Therapy Licensing Board.

SECTION 4. Notwithstanding any other law limiting expenditures, the amount of \$527,791 is established for the biennium beginning July 1, 2021, as the maximum limit for payment of expenses from fees, moneys or other revenues, including Miscellaneous Receipts, but excluding lottery funds and federal funds, collected or received by the Board of Medical Imaging.

SECTION 5. Notwithstanding any other law limiting expenditures, the amount of \$524,135 is established for the biennium beginning July 1, 2021, as the maximum limit for payment of expenses from fees, moneys or other revenues, including Miscellaneous Receipts, but excluding lottery funds and federal funds, collected or received by the State Board of Examiners for Speech-Language Pathology and Audiology.

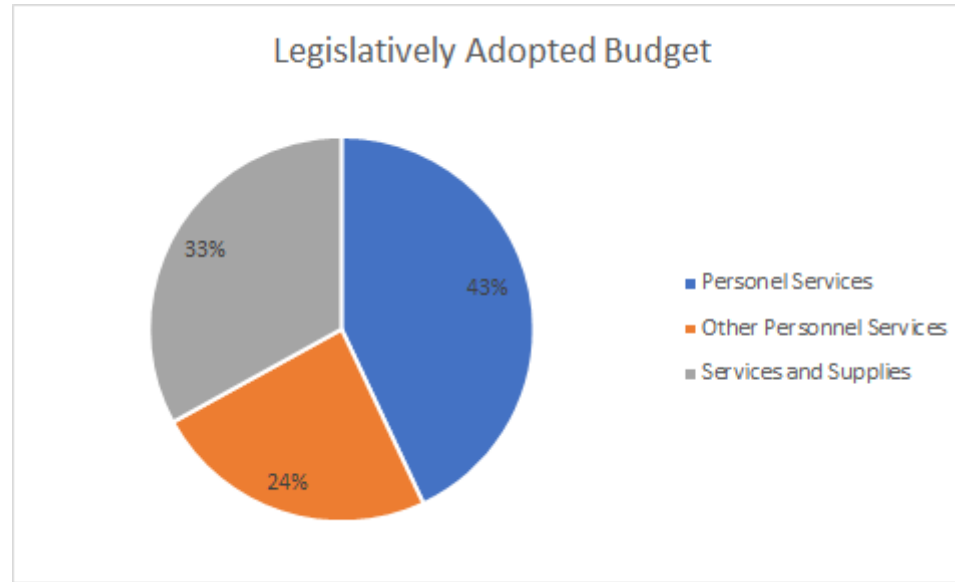
Note: For budget, see 2021-2023 Biennial Budget

NOTE: Matter in **boldfaced** type in an amended section is new; matter *[italic and bracketed]* is existing law to be omitted. New sections are in **boldfaced** type.

1 **SECTION 6.** Notwithstanding any other law limiting expenditures, the amount of \$657,323
2 is established for the biennium beginning July 1, 2021, as the maximum limit for payment of
3 expenses from fees, moneys or other revenues, including Miscellaneous Receipts, but ex-
4 cluding lottery funds and federal funds, collected or received by the Oregon State Veterinary
5 Medical Examining Board.

6 **SECTION 7.** This 2021 Act being necessary for the immediate preservation of the public
7 peace, health and safety, an emergency is declared to exist, and this 2021 Act takes effect
8 July 1, 2021.
9

BUDGET NARRATIVE



AGENCY SUMMARY NARRATIVE

Mission Statement and Statutory Authority

The Oregon Veterinary Medical Examining Board works to protect animal health and welfare, public health, and consumers of veterinary service.

The Oregon Veterinary Medical Examining Board (OVMEB) is a fully Other Funded state agency that licenses and regulates the practice of veterinary medicine in Oregon. Regulation of practitioners of veterinary medicine was instituted in 1903 under ORS Chapter 686, the Veterinary Practice Act. In the 1970s, the Board recognized animal health technicians (Certified Veterinary Technicians) as a licensed profession. In the early 1980s, the citizens of Oregon demanded animal euthanasia reform, and the Board implemented requirements for specific training and certification for non-veterinarians who perform animal euthanasia in public and private animal shelters.

The Veterinary Practice Act establishes licensing requirements, professional conduct, and minimum medical standards for veterinarians, certified veterinary technicians, and certified euthanasia technicians. Veterinary care in Oregon must be provided by qualified and competent practitioners to assure the public that

pets and food animals will be examined, diagnosed, and treated with consistent expertise. The Board continually reviews and updates minimum practice standards to regulate the profession in conformance with new veterinary medical research and education, improvements in technology, and public expectations. The Board investigates consumer complaints and takes remedial or disciplinary action to ensure that appropriate veterinary care is offered to the public. The Board's authority and responsibilities are defined in Oregon Revised Statutes Ch. 686 and Oregon Administrative Rules Ch. 875.

Program Descriptions

Licensing: The Board evaluates qualifications of applicants for licenses to practice as veterinarians, Certified Veterinary Technicians, and Certified Euthanasia Technicians. Applicants who are denied licensure are afforded due process under the Administrative Procedures Act, including the opportunity to contest the decision through the Office of Administrative Hearings. Licensees whose conduct is found to fall below the minimum standards of the Board's rules or statutes, or who have committed any violation of law with a nexus to veterinary medicine, are subject to discipline including fines, conditional licensure, license suspension, or revocation. All disciplinary actions are public pursuant to ORS chapter 676. Licensees have due process under the Administrative Procedures Act to contest disciplinary decisions.

Education: Continuing Education (CE) is a condition of license renewal or new licensure for veterinarians and CVTs moving into the state. The Board reviews and approves CE providers. The Board licenses only those applicants who have graduated from nationally accredited veterinary schools. Graduates of non-accredited foreign schools must complete one of two equivalency programs that assess and test the applicant's education and ability to ensure competency equal to that of graduates of approved programs. An exam on the Board's rules and statutes, as well as a test on three distinctively regional diseases, are also required for licensure.

Enforcement: The Board investigates and adjudicates complaints against licensees under the provisions of the Administrative Procedures Act, ORS 676, and all other applicable rules and statutes.

Inspections: The Board regularly inspects the 651 currently registered veterinary facilities on an annual basis. Initial inspections for compliance with minimum facility standards have been conducted at all non-exempt registered facilities prior to June 2019. As of July 2020, no substantial non-compliance with facility minimum standards has been found. The Board has adopted rules that essentially mirror minimum standards required by the Oregon Board of Pharmacy (OBOP)'s Drug Practitioner Dispensing Outlet (DPDO) program, eliminating the need for facilities to apply and pay for a separate registration from OBOP and ensuring the proper controlled drug protocols. Facilities have completed and reported self-inspections for compliance with the expanded drug requirements; physical inspections will resume when COVID-19 safety restrictions are lifted.

Environmental Factors

The six boards that make up the Health Regulatory Licensing Boards (HRLB) within agency budget number 833 are separate and distinct regulatory agencies with unique statutory and rule structures. Four of the six, along with a semi-independent Board of Physical Therapy (PT), share an office suite in the Portland State Office Building. Each board maintains its own lease and all have entered into interagency agreements/memoranda of understanding (MOU) for some shared office suite services (copier, shredding receptacles, garbage, water, etc.). All six boards and PT entered into interagency agreements/MOUs for shared technology services (Thentia Software as a Service Data Management System, Cascade Technology Alliance for IT support, and shared conference room). In 2019, each of the six HRLBs entered into, and have renewed, contracts with DAS Shared Financial Services (SFS) for their budget and accounting needs. The administrative specialist from the Board of Naturopathic Medicine processes all joint invoices/vouchers for the HRLB agencies.

Within the 2021-23 Governor's Recommended Budget, it was recommended to transition all funding, personnel, and revenues of the OVMEB, along with its five sister HRLBs, to the Oregon Health Authority's Health Licensing Office (HLO). As per the recommendation, the OVMEB would receive its first year funding within its current, stand alone, operating structure, and its second year of funding would be received under the HLO, as well as transitioning OVMEB's existing four positions (3.75 FTE) into the HLO structure.

The Legislatively Adopted Budget provided for OVMEB's funding for both years of the biennia and all staff pursuant to the following Budget Note:

The Boards, in consultation with the Department of Administrative Services – Chief Financial Office (DAS CFO), are directed to undertake a comprehensive review of their shared needs and the most efficient and cost-effective method to achieving those needs. The review should contemplate which of the following outcomes is the most cost effective and programmatically efficient: (1) remaining an independent agency utilizing contracted information technology and budget and accounting services through DAS or another third party; or (2) becoming a part of the Oregon Health Authority's Health Licensing Office starting in the 2023-25 biennium. The review should include cost and service comparisons and rationale for any proposed outcome. If the proposal is to remain independent, the plan must include staffing, budgetary, operational, and structural changes that will facilitate efficient administrative functions related to interagency coordination and the sharing of resources among the six boards. HRLB and DAS CFO are to jointly report their findings to the Joint Committee on Ways and Means during the 2022 Legislative Session.

The current HRLB directors are working diligently and collaboratively to provide a collaborative and joint presentation to the Joint Committee on Ways and Means in January, 2022.

Additionally, OVMEB's long-term Executive Director, Lori Makinen, retired on December 31, 2020, after serving for 22 years, and an interim Executive Director, Cass McLeod-Skinner, was appointed by the Board, as of January 1, 2021. Director McLeod-Skinner is the current Executive Director for the Oregon Board of Chiropractic Examiners and agreed to assist the OVMEB in its transition to HLO and in addressing any outstanding needs, in addition to fulfilling her other executive duties. Prior to this appointment, the OVMEB had recently reengaged DAS Shared Financial Services to resume a service

contract rather than the previously contracted independent financial analyst. Director McLeod-Skinner has also contracted with DAS CHRO for consistency in human resource management. Initially, all engaged with this agency agreed not to pursue an executive recruitment for a permanent Executive Director hire in light of the possible transition to HLO. However, with the legislature granting 2 year budgets for the HRLBs, it was thought prudent to recruit a permanent Executive Director to assist the Board with any and all issues. Board members and staff have been apprised about this proposed transition and its current status.

Initiatives and Accomplishments

The Board worked with the Oregon Board of Pharmacy to gain statutory authority that allows animal shelters to order appropriate sedative and analgesic drugs to ensure a calm and pain-free death for animals. This ensures that euthanasia shelters provide euthanasia according to the guidelines of the American Veterinary Medical Association and the American Society of Shelter Veterinarians minimum standards to reduce stress and pain in animals undergoing euthanasia.

The Board will continue to review and update the minimum standards of its relevant OARs and ORS to reflect current veterinary science and developments. The Board will continue to review the range of duties that may be performed by Certified Veterinary Technicians (CVT) who have attained advanced training in dentistry and emergency and critical care. Expanding the CVT duties will help veterinary practices see more patients, reduce client costs, and provide an additional upward career path for paraprofessionals.

Criteria for the 2021-23 Budget Development

The Agency Request Budget continued existing services, activities, and expenditures, which is the agency's goal through this transition and into the next biennium. The OVMEB requires at least six-months operating reserve ending balance due to the annual renewal cycle that occurs each year on December 31. Applications for licenses received after November 1 will be valid until December 31 of the following year.

- Determining eligibility of applicants and issuing licenses for veterinarians, CVTs, and CETs.
- Rulemaking to ensure maintenance of minimum standards in rule and law.
- Investigating complaints of violations and taking remedial or disciplinary action.
- Providing technical assistance to licensees and general information to the public.
- Continuing enhanced inspections of veterinary facilities to ensure proper drug ordering, storage, and dispensing.

Summary of 2021-23 Biennium Budget

Health Related Licensing Boards
Health Related Licensing Boards
2021-23 Biennium

Leg. Adopted Budget
Cross Reference Number: 83300-000-00-00-00000

<i>Description</i>	<i>Positions</i>	<i>Full-Time Equivalent (FTE)</i>	<i>ALL FUNDS</i>	<i>General Fund</i>	<i>Lottery Funds</i>	<i>Other Funds</i>	<i>Federal Funds</i>	<i>Nonlimited Other Funds</i>	<i>Nonlimited Federal Funds</i>
2019-21 Leg Adopted Budget	24	23.00	7,488,030	-	-	7,488,030	-	-	-
2019-21 Emergency Boards	-	-	-	-	-	-	-	-	-
2019-21 Leg Approved Budget	24	23.00	7,488,030	-	-	7,488,030	-	-	-
2021-23 Base Budget Adjustments									
Net Cost of Position Actions									
Administrative Biennialized E-Board, Phase-Out	-	-	676,775	-	-	676,775	-	-	-
Estimated Cost of Merit Increase			-	-	-	-	-	-	-
Base Debt Service Adjustment			-	-	-	-	-	-	-
Base Nonlimited Adjustment			-	-	-	-	-	-	-
Capital Construction			-	-	-	-	-	-	-
Subtotal 2021-23 Base Budget	24	23.00	8,164,805	-	-	8,164,805	-	-	-
Essential Packages									
010 - Non-PICS Pers Svc/Vacancy Factor									
Vacancy Factor (Increase)/Decrease	-	-	(8,914)	-	-	(8,914)	-	-	-
Non-PICS Personal Service Increase/(Decrease)	-	-	58,834	-	-	58,834	-	-	-
Subtotal	-	-	49,920	-	-	49,920	-	-	-
020 - Phase In / Out Pgm & One-time Cost									
021 - Phase-in	-	-	-	-	-	-	-	-	-
022 - Phase-out Pgm & One-time Costs	-	-	-	-	-	-	-	-	-
Subtotal	-	-	-	-	-	-	-	-	-
030 - Inflation & Price List Adjustments									
Cost of Goods & Services Increase/(Decrease)	-	-	238,102	-	-	238,102	-	-	-
State Gov't & Services Charges Increase/(Decrease)			101,720	-	-	101,720	-	-	-

Summary of 2021-23 Biennium Budget

Health Related Licensing Boards
Health Related Licensing Boards
2021-23 Biennium

Leg. Adopted Budget
Cross Reference Number: 83300-000-00-00-00000

<i>Description</i>	<i>Positions</i>	<i>Full-Time Equivalent (FTE)</i>	<i>ALL FUNDS</i>	<i>General Fund</i>	<i>Lottery Funds</i>	<i>Other Funds</i>	<i>Federal Funds</i>	<i>Nonlimited Other Funds</i>	<i>Nonlimited Federal Funds</i>
Subtotal	-	-	339,822	-	-	339,822	-	-	-
040 - Mandated Caseload									
040 - Mandated Caseload	-	-	-	-	-	-	-	-	-
050 - Fundshifts and Revenue Reductions									
050 - Fundshifts	-	-	-	-	-	-	-	-	-
060 - Technical Adjustments									
060 - Technical Adjustments	(1)	(1.00)	-	-	-	-	-	-	-
Subtotal: 2019-21 Current Service Level	23	22.00	8,554,547	-	-	8,554,547	-	-	-

Summary of 2021-23 Biennium Budget

Health Related Licensing Boards
Health Related Licensing Boards
2021-23 Biennium

Leg. Adopted Budget
Cross Reference Number: 83300-000-00-00-00000

<i>Description</i>	<i>Positions</i>	<i>Full-Time Equivalent (FTE)</i>	<i>ALL FUNDS</i>	<i>General Fund</i>	<i>Lottery Funds</i>	<i>Other Funds</i>	<i>Federal Funds</i>	<i>Nonlimited Other Funds</i>	<i>Nonlimited Federal Funds</i>
Subtotal: 2019-21 Current Service Level	23	22.00	8,554,547	-	-	8,554,547	-	-	-
070 - Revenue Reductions/Shortfall									
070 - Revenue Shortfalls	-	(0.35)	(509,511)	-	-	(509,511)	-	-	-
Modified 2019-21 Current Service Level	23	21.65	8,045,036	-	-	8,045,036	-	-	-
080 - E-Boards									
080 - March 2020 Eboard	-	-	-	-	-	-	-	-	-
081 - April 2020 Eboard	-	-	-	-	-	-	-	-	-
082 - May 2020 Eboard	-	-	-	-	-	-	-	-	-
083 - June 2020 Eboard	-	-	-	-	-	-	-	-	-
084 - June 2020 Special Session	-	-	-	-	-	-	-	-	-
087 - August 2020 Special Session	-	-	-	-	-	-	-	-	-
089 - Post-September 2020 Leg. Actions	-	-	-	-	-	-	-	-	-
Subtotal Emergency Board Packages	-	-	-	-	-	-	-	-	-
Policy Packages									
088 - September 2020 Emergency Board	-	-	-	-	-	-	-	-	-
090 - Analyst Adjustments	-	-	-	-	-	-	-	-	-
091 - Elimination of S&S Inflation	-	-	-	-	-	-	-	-	-
092 - Personal Services Adjustments	-	-	-	-	-	-	-	-	-
093 - Transfers to General Fund	-	-	-	-	-	-	-	-	-
094 - Revenue Solutions	-	-	-	-	-	-	-	-	-
096 - Statewide Adjustment DAS Chgs	-	-	-	-	-	-	-	-	-
097 - Statewide AG Adjustment	-	-	-	-	-	-	-	-	-
098 - HRLB Program Reorganization	-	-	-	-	-	-	-	-	-

Summary of 2021-23 Biennium Budget

Health Related Licensing Boards
Health Related Licensing Boards
2021-23 Biennium

Leg. Adopted Budget
Cross Reference Number: 83300-000-00-00-00000

<i>Description</i>	<i>Positions</i>	<i>Full-Time Equivalent (FTE)</i>	<i>ALL FUNDS</i>	<i>General Fund</i>	<i>Lottery Funds</i>	<i>Other Funds</i>	<i>Federal Funds</i>	<i>Nonlimited Other Funds</i>	<i>Nonlimited Federal Funds</i>
099 - Microsoft 365 Consolidation	-	-	(16,930)	-	-	(16,930)	-	-	-
801 - LFO Analyst Adjustments	-	0.25	129,451	-	-	129,451	-	-	-
810 - Statewide Adjustments	-	-	(189,405)	-	-	(189,405)	-	-	-
811 - Budget Reconciliation Adjustments	-	-	-	-	-	-	-	-	-
813 - Policy Bills	-	-	-	-	-	-	-	-	-
816 - Capital Construction	-	-	-	-	-	-	-	-	-
850 - Program Change Bill	-	-	-	-	-	-	-	-	-
101 - Indigent Disposition Program Fee/Allocation	-	-	-	-	-	-	-	-	-
102 - Indigent Disposition Program Limitation	-	-	150,000	-	-	150,000	-	-	-
103 - Travel Expenses for Inspections	-	-	61,760	-	-	61,760	-	-	-
104 - Licesnure Renewal Fee Increase	-	-	-	-	-	-	-	-	-
105 - Licesnure Renewal Fee Increase	-	-	-	-	-	-	-	-	-
106 - Professional License and Permit Fee Increase	-	-	-	-	-	-	-	-	-
107 - Professional License and Permit Fee Increase	-	-	-	-	-	-	-	-	-
Subtotal Policy Packages	-	0.25	134,876	-	-	134,876	-	-	-
Total 2021-23 Leg. Adopted Budget	23	21.90	8,179,912	-	-	8,179,912	-	-	-
Percentage Change From 2019-21 Leg Approved Budget	-4.17%	-4.78%	9.24%	-	-	9.24%	-	-	-
Percentage Change From 2019-21 Current Service Level	-	-0.45%	-4.38%	-	-	-4.38%	-	-	-

Summary of 2021-23 Biennium Budget

Health Related Licensing Boards
Mortuary and Cemetery Board
2021-23 Biennium

Leg. Adopted Budget
Cross Reference Number: 83300-017-00-00-00000

<i>Description</i>	<i>Positions</i>	<i>Full-Time Equivalent (FTE)</i>	<i>ALL FUNDS</i>	<i>General Fund</i>	<i>Lottery Funds</i>	<i>Other Funds</i>	<i>Federal Funds</i>	<i>Nonlimited Other Funds</i>	<i>Nonlimited Federal Funds</i>
2019-21 Leg Adopted Budget	7	7.00	2,343,995	-	-	2,343,995	-	-	-
2019-21 Emergency Boards	-	-	-	-	-	-	-	-	-
2019-21 Leg Approved Budget	7	7.00	2,343,995	-	-	2,343,995	-	-	-
2021-23 Base Budget Adjustments									
Net Cost of Position Actions									
Administrative Biennialized E-Board, Phase-Out	-	-	155,254	-	-	155,254	-	-	-
Estimated Cost of Merit Increase			-	-	-	-	-	-	-
Base Debt Service Adjustment			-	-	-	-	-	-	-
Base Nonlimited Adjustment			-	-	-	-	-	-	-
Capital Construction			-	-	-	-	-	-	-
Subtotal 2021-23 Base Budget	7	7.00	2,499,249	-	-	2,499,249	-	-	-
Essential Packages									
010 - Non-PICS Pers Svc/Vacancy Factor									
Vacancy Factor (Increase)/Decrease	-	-	(8,914)	-	-	(8,914)	-	-	-
Non-PICS Personal Service Increase/(Decrease)	-	-	8,709	-	-	8,709	-	-	-
Subtotal	-	-	(205)	-	-	(205)	-	-	-
020 - Phase In / Out Pgm & One-time Cost									
021 - Phase-in	-	-	-	-	-	-	-	-	-
022 - Phase-out Pgm & One-time Costs	-	-	-	-	-	-	-	-	-
Subtotal	-	-	-	-	-	-	-	-	-
030 - Inflation & Price List Adjustments									
Cost of Goods & Services Increase/(Decrease)	-	-	72,582	-	-	72,582	-	-	-
State Gov't & Services Charges Increase/(Decrease)			49,241	-	-	49,241	-	-	-

Summary of 2021-23 Biennium Budget

**Health Related Licensing Boards
Mortuary and Cemetery Board
2021-23 Biennium**

**Leg. Adopted Budget
Cross Reference Number: 83300-017-00-00-00000**

<i>Description</i>	<i>Positions</i>	<i>Full-Time Equivalent (FTE)</i>	<i>ALL FUNDS</i>	<i>General Fund</i>	<i>Lottery Funds</i>	<i>Other Funds</i>	<i>Federal Funds</i>	<i>Nonlimited Other Funds</i>	<i>Nonlimited Federal Funds</i>
Subtotal	-	-	121,823	-	-	121,823	-	-	-
040 - Mandated Caseload									
040 - Mandated Caseload	-	-	-	-	-	-	-	-	-
050 - Fundshifts and Revenue Reductions									
050 - Fundshifts	-	-	-	-	-	-	-	-	-
060 - Technical Adjustments									
060 - Technical Adjustments	-	-	59,821	-	-	59,821	-	-	-
Subtotal: 2019-21 Current Service Level	7	7.00	2,680,688	-	-	2,680,688	-	-	-

Summary of 2021-23 Biennium Budget

**Health Related Licensing Boards
Mortuary and Cemetery Board
2021-23 Biennium**

Leg. Adopted Budget
Cross Reference Number: 83300-017-00-00-00000

<i>Description</i>	<i>Positions</i>	<i>Full-Time Equivalent (FTE)</i>	<i>ALL FUNDS</i>	<i>General Fund</i>	<i>Lottery Funds</i>	<i>Other Funds</i>	<i>Federal Funds</i>	<i>Nonlimited Other Funds</i>	<i>Nonlimited Federal Funds</i>
Subtotal: 2019-21 Current Service Level	7	7.00	2,680,688	-	-	2,680,688	-	-	-
070 - Revenue Reductions/Shortfall									
070 - Revenue Shortfalls	-	-	-	-	-	-	-	-	-
Modified 2019-21 Current Service Level	7	7.00	2,680,688	-	-	2,680,688	-	-	-
080 - E-Boards									
080 - March 2020 Eboard	-	-	-	-	-	-	-	-	-
081 - April 2020 Eboard	-	-	-	-	-	-	-	-	-
082 - May 2020 Eboard	-	-	-	-	-	-	-	-	-
083 - June 2020 Eboard	-	-	-	-	-	-	-	-	-
084 - June 2020 Special Session	-	-	-	-	-	-	-	-	-
087 - August 2020 Special Session	-	-	-	-	-	-	-	-	-
089 - Post-September 2020 Leg. Actions	-	-	-	-	-	-	-	-	-
Subtotal Emergency Board Packages	-	-	-	-	-	-	-	-	-
Policy Packages									
088 - September 2020 Emergency Board	-	-	-	-	-	-	-	-	-
090 - Analyst Adjustments	-	-	-	-	-	-	-	-	-
091 - Elimination of S&S Inflation	-	-	-	-	-	-	-	-	-
092 - Personal Services Adjustments	-	-	-	-	-	-	-	-	-
093 - Transfers to General Fund	-	-	-	-	-	-	-	-	-
094 - Revenue Solutions	-	-	-	-	-	-	-	-	-
096 - Statewide Adjustment DAS Chgs	-	-	-	-	-	-	-	-	-
097 - Statewide AG Adjustment	-	-	-	-	-	-	-	-	-
098 - HRLB Program Reorganization	-	-	-	-	-	-	-	-	-

Summary of 2021-23 Biennium Budget

**Health Related Licensing Boards
Mortuary and Cemetery Board
2021-23 Biennium**

**Leg. Adopted Budget
Cross Reference Number: 83300-017-00-00-00000**

<i>Description</i>	<i>Positions</i>	<i>Full-Time Equivalent (FTE)</i>	<i>ALL FUNDS</i>	<i>General Fund</i>	<i>Lottery Funds</i>	<i>Other Funds</i>	<i>Federal Funds</i>	<i>Nonlimited Other Funds</i>	<i>Nonlimited Federal Funds</i>
099 - Microsoft 365 Consolidation	-	-	(4,937)	-	-	(4,937)	-	-	-
801 - LFO Analyst Adjustments	-	-	-	-	-	-	-	-	-
810 - Statewide Adjustments	-	-	(54,881)	-	-	(54,881)	-	-	-
811 - Budget Reconciliation Adjustments	-	-	-	-	-	-	-	-	-
813 - Policy Bills	-	-	-	-	-	-	-	-	-
816 - Capital Construction	-	-	-	-	-	-	-	-	-
850 - Program Change Bill	-	-	-	-	-	-	-	-	-
101 - Indigent Disposition Program Fee/Allocation	-	-	-	-	-	-	-	-	-
102 - Indigent Disposition Program Limitation	-	-	150,000	-	-	150,000	-	-	-
103 - Travel Expenses for Inspections	-	-	61,760	-	-	61,760	-	-	-
104 - Licesnure Renewal Fee Increase	-	-	-	-	-	-	-	-	-
105 - Licesnure Renewal Fee Increase	-	-	-	-	-	-	-	-	-
106 - Professional License and Permit Fee Increase	-	-	-	-	-	-	-	-	-
107 - Professional License and Permit Fee Increase	-	-	-	-	-	-	-	-	-
Subtotal Policy Packages	-	-	151,942	-	-	151,942	-	-	-
<hr/>									
Total 2021-23 Leg. Adopted Budget	7	7.00	2,832,630	-	-	2,832,630	-	-	-
<hr/>									
Percentage Change From 2019-21 Leg Approved Budget	-	-	20.85%	-	-	20.85%	-	-	-
Percentage Change From 2019-21 Current Service Level	-	-	5.67%	-	-	5.67%	-	-	-

Summary of 2021-23 Biennium Budget

Health Related Licensing Boards
Naturopathic Medicine
2021-23 Biennium

Leg. Adopted Budget
Cross Reference Number: 83300-018-00-00-00000

<i>Description</i>	<i>Positions</i>	<i>Full-Time Equivalent (FTE)</i>	<i>ALL FUNDS</i>	<i>General Fund</i>	<i>Lottery Funds</i>	<i>Other Funds</i>	<i>Federal Funds</i>	<i>Nonlimited Other Funds</i>	<i>Nonlimited Federal Funds</i>
2019-21 Leg Adopted Budget	4	4.00	1,166,035	-	-	1,166,035	-	-	-
2019-21 Emergency Boards	-	-	-	-	-	-	-	-	-
2019-21 Leg Approved Budget	4	4.00	1,166,035	-	-	1,166,035	-	-	-
2021-23 Base Budget Adjustments									
Net Cost of Position Actions									
Administrative Biennialized E-Board, Phase-Out	-	-	82,723	-	-	82,723	-	-	-
Estimated Cost of Merit Increase			-	-	-	-	-	-	-
Base Debt Service Adjustment			-	-	-	-	-	-	-
Base Nonlimited Adjustment			-	-	-	-	-	-	-
Capital Construction			-	-	-	-	-	-	-
Subtotal 2021-23 Base Budget	4	4.00	1,248,758	-	-	1,248,758	-	-	-
Essential Packages									
010 - Non-PICS Pers Svc/Vacancy Factor									
Non-PICS Personal Service Increase/(Decrease)	-	-	12,802	-	-	12,802	-	-	-
Subtotal	-	-	12,802	-	-	12,802	-	-	-
020 - Phase In / Out Pgm & One-time Cost									
021 - Phase-in	-	-	-	-	-	-	-	-	-
022 - Phase-out Pgm & One-time Costs	-	-	-	-	-	-	-	-	-
Subtotal	-	-	-	-	-	-	-	-	-
030 - Inflation & Price List Adjustments									
Cost of Goods & Services Increase/(Decrease)	-	-	27,543	-	-	27,543	-	-	-
State Gov't & Services Charges Increase/(Decrease)			8,253	-	-	8,253	-	-	-
Subtotal	-	-	35,796	-	-	35,796	-	-	-

Summary of 2021-23 Biennium Budget

**Health Related Licensing Boards
Naturopathic Medicine
2021-23 Biennium**

**Leg. Adopted Budget
Cross Reference Number: 83300-018-00-00-00000**

<i>Description</i>	<i>Positions</i>	<i>Full-Time Equivalent (FTE)</i>	<i>ALL FUNDS</i>	<i>General Fund</i>	<i>Lottery Funds</i>	<i>Other Funds</i>	<i>Federal Funds</i>	<i>Nonlimited Other Funds</i>	<i>Nonlimited Federal Funds</i>
040 - Mandated Caseload									
040 - Mandated Caseload	-	-	-	-	-	-	-	-	-
050 - Fundshifts and Revenue Reductions									
050 - Fundshifts	-	-	-	-	-	-	-	-	-
060 - Technical Adjustments									
060 - Technical Adjustments	(1)	(1.00)	(162,372)	-	-	(162,372)	-	-	-
Subtotal: 2019-21 Current Service Level	3	3.00	1,134,984	-	-	1,134,984	-	-	-

Summary of 2021-23 Biennium Budget

Health Related Licensing Boards
Naturopathic Medicine
2021-23 Biennium

Leg. Adopted Budget
Cross Reference Number: 83300-018-00-00-00000

<i>Description</i>	<i>Positions</i>	<i>Full-Time Equivalent (FTE)</i>	<i>ALL FUNDS</i>	<i>General Fund</i>	<i>Lottery Funds</i>	<i>Other Funds</i>	<i>Federal Funds</i>	<i>Nonlimited Other Funds</i>	<i>Nonlimited Federal Funds</i>
Subtotal: 2019-21 Current Service Level	3	3.00	1,134,984	-	-	1,134,984	-	-	-
070 - Revenue Reductions/Shortfall									
070 - Revenue Shortfalls	-	-	(40,000)	-	-	(40,000)	-	-	-
Modified 2019-21 Current Service Level	3	3.00	1,094,984	-	-	1,094,984	-	-	-
080 - E-Boards									
080 - March 2020 Eboard	-	-	-	-	-	-	-	-	-
081 - April 2020 Eboard	-	-	-	-	-	-	-	-	-
082 - May 2020 Eboard	-	-	-	-	-	-	-	-	-
083 - June 2020 Eboard	-	-	-	-	-	-	-	-	-
084 - June 2020 Special Session	-	-	-	-	-	-	-	-	-
087 - August 2020 Special Session	-	-	-	-	-	-	-	-	-
089 - Post-September 2020 Leg. Actions	-	-	-	-	-	-	-	-	-
Subtotal Emergency Board Packages	-	-	-	-	-	-	-	-	-
Policy Packages									
088 - September 2020 Emergency Board	-	-	-	-	-	-	-	-	-
090 - Analyst Adjustments	-	-	-	-	-	-	-	-	-
091 - Elimination of S&S Inflation	-	-	-	-	-	-	-	-	-
092 - Personal Services Adjustments	-	-	-	-	-	-	-	-	-
093 - Transfers to General Fund	-	-	-	-	-	-	-	-	-
094 - Revenue Solutions	-	-	-	-	-	-	-	-	-
096 - Statewide Adjustment DAS Chgs	-	-	-	-	-	-	-	-	-
097 - Statewide AG Adjustment	-	-	-	-	-	-	-	-	-
098 - HRLB Program Reorganization	-	-	-	-	-	-	-	-	-

Summary of 2021-23 Biennium Budget

Health Related Licensing Boards
Naturopathic Medicine
2021-23 Biennium

Leg. Adopted Budget
Cross Reference Number: 83300-018-00-00-00000

<i>Description</i>	<i>Positions</i>	<i>Full-Time Equivalent (FTE)</i>	<i>ALL FUNDS</i>	<i>General Fund</i>	<i>Lottery Funds</i>	<i>Other Funds</i>	<i>Federal Funds</i>	<i>Nonlimited Other Funds</i>	<i>Nonlimited Federal Funds</i>
099 - Microsoft 365 Consolidation	-	-	(2,822)	-	-	(2,822)	-	-	-
801 - LFO Analyst Adjustments	-	-	-	-	-	-	-	-	-
810 - Statewide Adjustments	-	-	(31,572)	-	-	(31,572)	-	-	-
811 - Budget Reconciliation Adjustments	-	-	-	-	-	-	-	-	-
813 - Policy Bills	-	-	-	-	-	-	-	-	-
816 - Capital Construction	-	-	-	-	-	-	-	-	-
850 - Program Change Bill	-	-	-	-	-	-	-	-	-
101 - Indigent Disposition Program Fee/Allocation	-	-	-	-	-	-	-	-	-
102 - Indigent Disposition Program Limitation	-	-	-	-	-	-	-	-	-
103 - Travel Expenses for Inspections	-	-	-	-	-	-	-	-	-
104 - Licesnure Renewal Fee Increase	-	-	-	-	-	-	-	-	-
105 - Licesnure Renewal Fee Increase	-	-	-	-	-	-	-	-	-
106 - Professional License and Permit Fee Increase	-	-	-	-	-	-	-	-	-
107 - Professional License and Permit Fee Increase	-	-	-	-	-	-	-	-	-
Subtotal Policy Packages	-	-	(34,394)	-	-	(34,394)	-	-	-
Total 2021-23 Leg. Adopted Budget	3	3.00	1,060,590	-	-	1,060,590	-	-	-
Percentage Change From 2019-21 Leg Approved Budget	-25.00%	-25.00%	-9.04%	-	-	-9.04%	-	-	-
Percentage Change From 2019-21 Current Service Level	-	-	-6.55%	-	-	-6.55%	-	-	-

Summary of 2021-23 Biennium Budget

**Health Related Licensing Boards
Occupational Therapy Licensing
2021-23 Biennium**

**Leg. Adopted Budget
Cross Reference Number: 83300-020-00-00-00000**

<i>Description</i>	<i>Positions</i>	<i>Full-Time Equivalent (FTE)</i>	<i>ALL FUNDS</i>	<i>General Fund</i>	<i>Lottery Funds</i>	<i>Other Funds</i>	<i>Federal Funds</i>	<i>Nonlimited Other Funds</i>	<i>Nonlimited Federal Funds</i>
2019-21 Leg Adopted Budget	2	1.75	619,842	-	-	619,842	-	-	-
2019-21 Emergency Boards	-	-	-	-	-	-	-	-	-
2019-21 Leg Approved Budget	2	1.75	619,842	-	-	619,842	-	-	-
2021-23 Base Budget Adjustments									
Net Cost of Position Actions									
Administrative Biennialized E-Board, Phase-Out	-	-	109,093	-	-	109,093	-	-	-
Estimated Cost of Merit Increase			-	-	-	-	-	-	-
Base Debt Service Adjustment			-	-	-	-	-	-	-
Base Nonlimited Adjustment			-	-	-	-	-	-	-
Capital Construction			-	-	-	-	-	-	-
Subtotal 2021-23 Base Budget	2	1.75	728,935	-	-	728,935	-	-	-
Essential Packages									
010 - Non-PICS Pers Svc/Vacancy Factor									
Non-PICS Personal Service Increase/(Decrease)	-	-	8,227	-	-	8,227	-	-	-
Subtotal	-	-	8,227	-	-	8,227	-	-	-
020 - Phase In / Out Pgm & One-time Cost									
021 - Phase-in	-	-	-	-	-	-	-	-	-
022 - Phase-out Pgm & One-time Costs	-	-	-	-	-	-	-	-	-
Subtotal	-	-	-	-	-	-	-	-	-
030 - Inflation & Price List Adjustments									
Cost of Goods & Services Increase/(Decrease)	-	-	17,083	-	-	17,083	-	-	-
State Gov't & Services Charges Increase/(Decrease)			(1,925)	-	-	(1,925)	-	-	-
Subtotal	-	-	15,158	-	-	15,158	-	-	-

Summary of 2021-23 Biennium Budget

**Health Related Licensing Boards
Occupational Therapy Licensing
2021-23 Biennium**

**Leg. Adopted Budget
Cross Reference Number: 83300-020-00-00-00000**

<i>Description</i>	<i>Positions</i>	<i>Full-Time Equivalent (FTE)</i>	<i>ALL FUNDS</i>	<i>General Fund</i>	<i>Lottery Funds</i>	<i>Other Funds</i>	<i>Federal Funds</i>	<i>Nonlimited Other Funds</i>	<i>Nonlimited Federal Funds</i>
040 - Mandated Caseload									
040 - Mandated Caseload	-	-	-	-	-	-	-	-	-
050 - Fundshifts and Revenue Reductions									
050 - Fundshifts	-	-	-	-	-	-	-	-	-
060 - Technical Adjustments									
060 - Technical Adjustments	-	-	14,955	-	-	14,955	-	-	-
Subtotal: 2019-21 Current Service Level	2	1.75	767,275	-	-	767,275	-	-	-

Summary of 2021-23 Biennium Budget

**Health Related Licensing Boards
Occupational Therapy Licensing
2021-23 Biennium**

Leg. Adopted Budget
Cross Reference Number: 83300-020-00-00-00000

<i>Description</i>	<i>Positions</i>	<i>Full-Time Equivalent (FTE)</i>	<i>ALL FUNDS</i>	<i>General Fund</i>	<i>Lottery Funds</i>	<i>Other Funds</i>	<i>Federal Funds</i>	<i>Nonlimited Other Funds</i>	<i>Nonlimited Federal Funds</i>
Subtotal: 2019-21 Current Service Level	2	1.75	767,275	-	-	767,275	-	-	-
070 - Revenue Reductions/Shortfall									
070 - Revenue Shortfalls	-	(0.10)	(54,377)	-	-	(54,377)	-	-	-
Modified 2019-21 Current Service Level	2	1.65	712,898	-	-	712,898	-	-	-
080 - E-Boards									
080 - March 2020 Eboard	-	-	-	-	-	-	-	-	-
081 - April 2020 Eboard	-	-	-	-	-	-	-	-	-
082 - May 2020 Eboard	-	-	-	-	-	-	-	-	-
083 - June 2020 Eboard	-	-	-	-	-	-	-	-	-
084 - June 2020 Special Session	-	-	-	-	-	-	-	-	-
087 - August 2020 Special Session	-	-	-	-	-	-	-	-	-
089 - Post-September 2020 Leg. Actions	-	-	-	-	-	-	-	-	-
Subtotal Emergency Board Packages	-	-	-	-	-	-	-	-	-
Policy Packages									
088 - September 2020 Emergency Board	-	-	-	-	-	-	-	-	-
090 - Analyst Adjustments	-	-	-	-	-	-	-	-	-
091 - Elimination of S&S Inflation	-	-	-	-	-	-	-	-	-
092 - Personal Services Adjustments	-	-	-	-	-	-	-	-	-
093 - Transfers to General Fund	-	-	-	-	-	-	-	-	-
094 - Revenue Solutions	-	-	-	-	-	-	-	-	-
096 - Statewide Adjustment DAS Chgs	-	-	-	-	-	-	-	-	-
097 - Statewide AG Adjustment	-	-	-	-	-	-	-	-	-
098 - HRLB Program Reorganization	-	-	-	-	-	-	-	-	-

Summary of 2021-23 Biennium Budget

**Health Related Licensing Boards
Occupational Therapy Licensing
2021-23 Biennium**

**Leg. Adopted Budget
Cross Reference Number: 83300-020-00-00-00000**

<i>Description</i>	<i>Positions</i>	<i>Full-Time Equivalent (FTE)</i>	<i>ALL FUNDS</i>	<i>General Fund</i>	<i>Lottery Funds</i>	<i>Other Funds</i>	<i>Federal Funds</i>	<i>Nonlimited Other Funds</i>	<i>Nonlimited Federal Funds</i>
099 - Microsoft 365 Consolidation	-	-	(1,411)	-	-	(1,411)	-	-	-
801 - LFO Analyst Adjustments	-	-	-	-	-	-	-	-	-
810 - Statewide Adjustments	-	-	(14,198)	-	-	(14,198)	-	-	-
811 - Budget Reconciliation Adjustments	-	-	-	-	-	-	-	-	-
813 - Policy Bills	-	-	-	-	-	-	-	-	-
816 - Capital Construction	-	-	-	-	-	-	-	-	-
850 - Program Change Bill	-	-	-	-	-	-	-	-	-
101 - Indigent Disposition Program Fee/Allocation	-	-	-	-	-	-	-	-	-
102 - Indigent Disposition Program Limitation	-	-	-	-	-	-	-	-	-
103 - Travel Expenses for Inspections	-	-	-	-	-	-	-	-	-
104 - Licesnure Renewal Fee Increase	-	-	-	-	-	-	-	-	-
105 - Licesnure Renewal Fee Increase	-	-	-	-	-	-	-	-	-
106 - Professional License and Permit Fee Increase	-	-	-	-	-	-	-	-	-
107 - Professional License and Permit Fee Increase	-	-	-	-	-	-	-	-	-
Subtotal Policy Packages	-	-	(15,609)	-	-	(15,609)	-	-	-
<hr/>									
Total 2021-23 Leg. Adopted Budget	2	1.65	697,289	-	-	697,289	-	-	-
<hr/>									
Percentage Change From 2019-21 Leg Approved Budget	-	-5.71%	12.49%	-	-	12.49%	-	-	-
Percentage Change From 2019-21 Current Service Level	-	-5.71%	-9.12%	-	-	-9.12%	-	-	-

Summary of 2021-23 Biennium Budget

**Health Related Licensing Boards
Medical Imaging
2021-23 Biennium**

**Leg. Adopted Budget
Cross Reference Number: 83300-026-00-00-00000**

<i>Description</i>	<i>Positions</i>	<i>Full-Time Equivalent (FTE)</i>	<i>ALL FUNDS</i>	<i>General Fund</i>	<i>Lottery Funds</i>	<i>Other Funds</i>	<i>Federal Funds</i>	<i>Nonlimited Other Funds</i>	<i>Nonlimited Federal Funds</i>
2019-21 Leg Adopted Budget	4	3.50	1,175,429	-	-	1,175,429	-	-	-
2019-21 Emergency Boards	-	-	-	-	-	-	-	-	-
2019-21 Leg Approved Budget	4	3.50	1,175,429	-	-	1,175,429	-	-	-
2021-23 Base Budget Adjustments									
Net Cost of Position Actions									
Administrative Biennialized E-Board, Phase-Out	-	-	117,739	-	-	117,739	-	-	-
Estimated Cost of Merit Increase			-	-	-	-	-	-	-
Base Debt Service Adjustment			-	-	-	-	-	-	-
Base Nonlimited Adjustment			-	-	-	-	-	-	-
Capital Construction			-	-	-	-	-	-	-
Subtotal 2021-23 Base Budget	4	3.50	1,293,168	-	-	1,293,168	-	-	-
Essential Packages									
010 - Non-PICS Pers Svc/Vacancy Factor									
Non-PICS Personal Service Increase/(Decrease)	-	-	11,364	-	-	11,364	-	-	-
Subtotal	-	-	11,364	-	-	11,364	-	-	-
020 - Phase In / Out Pgm & One-time Cost									
021 - Phase-in	-	-	-	-	-	-	-	-	-
022 - Phase-out Pgm & One-time Costs	-	-	-	-	-	-	-	-	-
Subtotal	-	-	-	-	-	-	-	-	-
030 - Inflation & Price List Adjustments									
Cost of Goods & Services Increase/(Decrease)	-	-	53,697	-	-	53,697	-	-	-
State Gov't & Services Charges Increase/(Decrease)			19,186	-	-	19,186	-	-	-
Subtotal	-	-	72,883	-	-	72,883	-	-	-

Summary of 2021-23 Biennium Budget

**Health Related Licensing Boards
Medical Imaging
2021-23 Biennium**

**Leg. Adopted Budget
Cross Reference Number: 83300-026-00-00-00000**

<i>Description</i>	<i>Positions</i>	<i>Full-Time Equivalent (FTE)</i>	<i>ALL FUNDS</i>	<i>General Fund</i>	<i>Lottery Funds</i>	<i>Other Funds</i>	<i>Federal Funds</i>	<i>Nonlimited Other Funds</i>	<i>Nonlimited Federal Funds</i>
040 - Mandated Caseload									
040 - Mandated Caseload	-	-	-	-	-	-	-	-	-
050 - Fundshifts and Revenue Reductions									
050 - Fundshifts	-	-	-	-	-	-	-	-	-
060 - Technical Adjustments									
060 - Technical Adjustments	-	-	29,911	-	-	29,911	-	-	-
Subtotal: 2019-21 Current Service Level	4	3.50	1,407,326	-	-	1,407,326	-	-	-

Summary of 2021-23 Biennium Budget

Health Related Licensing Boards
Medical Imaging
2021-23 Biennium

Leg. Adopted Budget
Cross Reference Number: 83300-026-00-00-00000

<i>Description</i>	<i>Positions</i>	<i>Full-Time Equivalent (FTE)</i>	<i>ALL FUNDS</i>	<i>General Fund</i>	<i>Lottery Funds</i>	<i>Other Funds</i>	<i>Federal Funds</i>	<i>Nonlimited Other Funds</i>	<i>Nonlimited Federal Funds</i>
Subtotal: 2019-21 Current Service Level	4	3.50	1,407,326	-	-	1,407,326	-	-	-
070 - Revenue Reductions/Shortfall									
070 - Revenue Shortfalls	-	(0.25)	(297,137)	-	-	(297,137)	-	-	-
Modified 2019-21 Current Service Level	4	3.25	1,110,189	-	-	1,110,189	-	-	-
080 - E-Boards									
080 - March 2020 Eboard	-	-	-	-	-	-	-	-	-
081 - April 2020 Eboard	-	-	-	-	-	-	-	-	-
082 - May 2020 Eboard	-	-	-	-	-	-	-	-	-
083 - June 2020 Eboard	-	-	-	-	-	-	-	-	-
084 - June 2020 Special Session	-	-	-	-	-	-	-	-	-
087 - August 2020 Special Session	-	-	-	-	-	-	-	-	-
089 - Post-September 2020 Leg. Actions	-	-	-	-	-	-	-	-	-
Subtotal Emergency Board Packages	-	-	-	-	-	-	-	-	-
Policy Packages									
088 - September 2020 Emergency Board	-	-	-	-	-	-	-	-	-
090 - Analyst Adjustments	-	-	-	-	-	-	-	-	-
091 - Elimination of S&S Inflation	-	-	-	-	-	-	-	-	-
092 - Personal Services Adjustments	-	-	-	-	-	-	-	-	-
093 - Transfers to General Fund	-	-	-	-	-	-	-	-	-
094 - Revenue Solutions	-	-	-	-	-	-	-	-	-
096 - Statewide Adjustment DAS Chgs	-	-	-	-	-	-	-	-	-
097 - Statewide AG Adjustment	-	-	-	-	-	-	-	-	-
098 - HRLB Program Reorganization	-	-	-	-	-	-	-	-	-

Summary of 2021-23 Biennium Budget

Health Related Licensing Boards
Medical Imaging
2021-23 Biennium

Leg. Adopted Budget
Cross Reference Number: 83300-026-00-00-00000

<i>Description</i>	<i>Positions</i>	<i>Full-Time Equivalent (FTE)</i>	<i>ALL FUNDS</i>	<i>General Fund</i>	<i>Lottery Funds</i>	<i>Other Funds</i>	<i>Federal Funds</i>	<i>Nonlimited Other Funds</i>	<i>Nonlimited Federal Funds</i>
099 - Microsoft 365 Consolidation	-	-	(2,822)	-	-	(2,822)	-	-	-
801 - LFO Analyst Adjustments	-	0.25	129,451	-	-	129,451	-	-	-
810 - Statewide Adjustments	-	-	(30,351)	-	-	(30,351)	-	-	-
811 - Budget Reconciliation Adjustments	-	-	-	-	-	-	-	-	-
813 - Policy Bills	-	-	-	-	-	-	-	-	-
816 - Capital Construction	-	-	-	-	-	-	-	-	-
850 - Program Change Bill	-	-	-	-	-	-	-	-	-
101 - Indigent Disposition Program Fee/Allocation	-	-	-	-	-	-	-	-	-
102 - Indigent Disposition Program Limitation	-	-	-	-	-	-	-	-	-
103 - Travel Expenses for Inspections	-	-	-	-	-	-	-	-	-
104 - Licesnure Renewal Fee Increase	-	-	-	-	-	-	-	-	-
105 - Licesnure Renewal Fee Increase	-	-	-	-	-	-	-	-	-
106 - Professional License and Permit Fee Increase	-	-	-	-	-	-	-	-	-
107 - Professional License and Permit Fee Increase	-	-	-	-	-	-	-	-	-
Subtotal Policy Packages	-	0.25	96,278	-	-	96,278	-	-	-
Total 2021-23 Leg. Adopted Budget	4	3.50	1,206,467	-	-	1,206,467	-	-	-
Percentage Change From 2019-21 Leg Approved Budget	-	-	2.64%	-	-	2.64%	-	-	-
Percentage Change From 2019-21 Current Service Level	-	-	-14.27%	-	-	-14.27%	-	-	-

Summary of 2021-23 Biennium Budget

**Health Related Licensing Boards
Speech-Language Path. and Audio.
2021-23 Biennium**

**Leg. Adopted Budget
Cross Reference Number: 83300-028-00-00-00000**

<i>Description</i>	<i>Positions</i>	<i>Full-Time Equivalent (FTE)</i>	<i>ALL FUNDS</i>	<i>General Fund</i>	<i>Lottery Funds</i>	<i>Other Funds</i>	<i>Federal Funds</i>	<i>Nonlimited Other Funds</i>	<i>Nonlimited Federal Funds</i>
2019-21 Leg Adopted Budget	3	3.00	979,115	-	-	979,115	-	-	-
2019-21 Emergency Boards	-	-	-	-	-	-	-	-	-
2019-21 Leg Approved Budget	3	3.00	979,115	-	-	979,115	-	-	-
2021-23 Base Budget Adjustments									
Net Cost of Position Actions									
Administrative Biennialized E-Board, Phase-Out	-	-	134,979	-	-	134,979	-	-	-
Estimated Cost of Merit Increase			-	-	-	-	-	-	-
Base Debt Service Adjustment			-	-	-	-	-	-	-
Base Nonlimited Adjustment			-	-	-	-	-	-	-
Capital Construction			-	-	-	-	-	-	-
Subtotal 2021-23 Base Budget	3	3.00	1,114,094	-	-	1,114,094	-	-	-
Essential Packages									
010 - Non-PICS Pers Svc/Vacancy Factor									
Non-PICS Personal Service Increase/(Decrease)	-	-	10,947	-	-	10,947	-	-	-
Subtotal	-	-	10,947	-	-	10,947	-	-	-
020 - Phase In / Out Pgm & One-time Cost									
021 - Phase-in	-	-	-	-	-	-	-	-	-
022 - Phase-out Pgm & One-time Costs	-	-	-	-	-	-	-	-	-
Subtotal	-	-	-	-	-	-	-	-	-
030 - Inflation & Price List Adjustments									
Cost of Goods & Services Increase/(Decrease)	-	-	33,114	-	-	33,114	-	-	-
State Gov't & Services Charges Increase/(Decrease)			8,318	-	-	8,318	-	-	-
Subtotal	-	-	41,432	-	-	41,432	-	-	-

Summary of 2021-23 Biennium Budget

**Health Related Licensing Boards
Speech-Language Path. and Audio.
2021-23 Biennium**

**Leg. Adopted Budget
Cross Reference Number: 83300-028-00-00-00000**

<i>Description</i>	<i>Positions</i>	<i>Full-Time Equivalent (FTE)</i>	<i>ALL FUNDS</i>	<i>General Fund</i>	<i>Lottery Funds</i>	<i>Other Funds</i>	<i>Federal Funds</i>	<i>Nonlimited Other Funds</i>	<i>Nonlimited Federal Funds</i>
040 - Mandated Caseload									
040 - Mandated Caseload	-	-	-	-	-	-	-	-	-
050 - Fundshifts and Revenue Reductions									
050 - Fundshifts	-	-	-	-	-	-	-	-	-
060 - Technical Adjustments									
060 - Technical Adjustments	-	-	25,638	-	-	25,638	-	-	-
Subtotal: 2019-21 Current Service Level	3	3.00	1,192,111	-	-	1,192,111	-	-	-

Summary of 2021-23 Biennium Budget

**Health Related Licensing Boards
Speech-Language Path. and Audio.
2021-23 Biennium**

**Leg. Adopted Budget
Cross Reference Number: 83300-028-00-00-00000**

<i>Description</i>	<i>Positions</i>	<i>Full-Time Equivalent (FTE)</i>	<i>ALL FUNDS</i>	<i>General Fund</i>	<i>Lottery Funds</i>	<i>Other Funds</i>	<i>Federal Funds</i>	<i>Nonlimited Other Funds</i>	<i>Nonlimited Federal Funds</i>
Subtotal: 2019-21 Current Service Level	3	3.00	1,192,111	-	-	1,192,111	-	-	-
070 - Revenue Reductions/Shortfall									
070 - Revenue Shortfalls	-	-	(117,997)	-	-	(117,997)	-	-	-
Modified 2019-21 Current Service Level	3	3.00	1,074,114	-	-	1,074,114	-	-	-
080 - E-Boards									
080 - March 2020 Eboard	-	-	-	-	-	-	-	-	-
081 - April 2020 Eboard	-	-	-	-	-	-	-	-	-
082 - May 2020 Eboard	-	-	-	-	-	-	-	-	-
083 - June 2020 Eboard	-	-	-	-	-	-	-	-	-
084 - June 2020 Special Session	-	-	-	-	-	-	-	-	-
087 - August 2020 Special Session	-	-	-	-	-	-	-	-	-
089 - Post-September 2020 Leg. Actions	-	-	-	-	-	-	-	-	-
Subtotal Emergency Board Packages	-	-	-	-	-	-	-	-	-
Policy Packages									
088 - September 2020 Emergency Board	-	-	-	-	-	-	-	-	-
090 - Analyst Adjustments	-	-	-	-	-	-	-	-	-
091 - Elimination of S&S Inflation	-	-	-	-	-	-	-	-	-
092 - Personal Services Adjustments	-	-	-	-	-	-	-	-	-
093 - Transfers to General Fund	-	-	-	-	-	-	-	-	-
094 - Revenue Solutions	-	-	-	-	-	-	-	-	-
096 - Statewide Adjustment DAS Chgs	-	-	-	-	-	-	-	-	-
097 - Statewide AG Adjustment	-	-	-	-	-	-	-	-	-
098 - HRLB Program Reorganization	-	-	-	-	-	-	-	-	-

Summary of 2021-23 Biennium Budget

**Health Related Licensing Boards
Speech-Language Path. and Audio.
2021-23 Biennium**

**Leg. Adopted Budget
Cross Reference Number: 83300-028-00-00-00000**

<i>Description</i>	<i>Positions</i>	<i>Full-Time Equivalent (FTE)</i>	<i>ALL FUNDS</i>	<i>General Fund</i>	<i>Lottery Funds</i>	<i>Other Funds</i>	<i>Federal Funds</i>	<i>Nonlimited Other Funds</i>	<i>Nonlimited Federal Funds</i>
099 - Microsoft 365 Consolidation	-	-	(2,116)	-	-	(2,116)	-	-	-
801 - LFO Analyst Adjustments	-	-	-	-	-	-	-	-	-
810 - Statewide Adjustments	-	-	(26,641)	-	-	(26,641)	-	-	-
811 - Budget Reconciliation Adjustments	-	-	-	-	-	-	-	-	-
813 - Policy Bills	-	-	-	-	-	-	-	-	-
816 - Capital Construction	-	-	-	-	-	-	-	-	-
850 - Program Change Bill	-	-	-	-	-	-	-	-	-
101 - Indigent Disposition Program Fee/Allocation	-	-	-	-	-	-	-	-	-
102 - Indigent Disposition Program Limitation	-	-	-	-	-	-	-	-	-
103 - Travel Expenses for Inspections	-	-	-	-	-	-	-	-	-
104 - Licesnure Renewal Fee Increase	-	-	-	-	-	-	-	-	-
105 - Licesnure Renewal Fee Increase	-	-	-	-	-	-	-	-	-
106 - Professional License and Permit Fee Increase	-	-	-	-	-	-	-	-	-
107 - Professional License and Permit Fee Increase	-	-	-	-	-	-	-	-	-
Subtotal Policy Packages	-	-	(28,757)	-	-	(28,757)	-	-	-
Total 2021-23 Leg. Adopted Budget	3	3.00	1,045,357	-	-	1,045,357	-	-	-
Percentage Change From 2019-21 Leg Approved Budget	-	-	6.77%	-	-	6.77%	-	-	-
Percentage Change From 2019-21 Current Service Level	-	-	-12.31%	-	-	-12.31%	-	-	-

Summary of 2021-23 Biennium Budget

**Health Related Licensing Boards
Veterinary Medical Examiners
2021-23 Biennium**

**Leg. Adopted Budget
Cross Reference Number: 83300-029-00-00-00000**

<i>Description</i>	<i>Positions</i>	<i>Full-Time Equivalent (FTE)</i>	<i>ALL FUNDS</i>	<i>General Fund</i>	<i>Lottery Funds</i>	<i>Other Funds</i>	<i>Federal Funds</i>	<i>Nonlimited Other Funds</i>	<i>Nonlimited Federal Funds</i>
2019-21 Leg Adopted Budget	4	3.75	1,203,614	-	-	1,203,614	-	-	-
2019-21 Emergency Boards	-	-	-	-	-	-	-	-	-
2019-21 Leg Approved Budget	4	3.75	1,203,614	-	-	1,203,614	-	-	-
2021-23 Base Budget Adjustments									
Net Cost of Position Actions									
Administrative Biennialized E-Board, Phase-Out	-	-	76,987	-	-	76,987	-	-	-
Estimated Cost of Merit Increase			-	-	-	-	-	-	-
Base Debt Service Adjustment			-	-	-	-	-	-	-
Base Nonlimited Adjustment			-	-	-	-	-	-	-
Capital Construction			-	-	-	-	-	-	-
Subtotal 2021-23 Base Budget	4	3.75	1,280,601	-	-	1,280,601	-	-	-
Essential Packages									
010 - Non-PICS Pers Svc/Vacancy Factor									
Non-PICS Personal Service Increase/(Decrease)	-	-	6,785	-	-	6,785	-	-	-
Subtotal	-	-	6,785	-	-	6,785	-	-	-
020 - Phase In / Out Pgm & One-time Cost									
021 - Phase-in	-	-	-	-	-	-	-	-	-
022 - Phase-out Pgm & One-time Costs	-	-	-	-	-	-	-	-	-
Subtotal	-	-	-	-	-	-	-	-	-
030 - Inflation & Price List Adjustments									
Cost of Goods & Services Increase/(Decrease)	-	-	34,083	-	-	34,083	-	-	-
State Gov't & Services Charges Increase/(Decrease)			18,647	-	-	18,647	-	-	-
Subtotal	-	-	52,730	-	-	52,730	-	-	-

Summary of 2021-23 Biennium Budget

**Health Related Licensing Boards
Veterinary Medical Examiners
2021-23 Biennium**

**Leg. Adopted Budget
Cross Reference Number: 83300-029-00-00-00000**

<i>Description</i>	<i>Positions</i>	<i>Full-Time Equivalent (FTE)</i>	<i>ALL FUNDS</i>	<i>General Fund</i>	<i>Lottery Funds</i>	<i>Other Funds</i>	<i>Federal Funds</i>	<i>Nonlimited Other Funds</i>	<i>Nonlimited Federal Funds</i>
040 - Mandated Caseload									
040 - Mandated Caseload	-	-	-	-	-	-	-	-	-
050 - Fundshifts and Revenue Reductions									
050 - Fundshifts	-	-	-	-	-	-	-	-	-
060 - Technical Adjustments									
060 - Technical Adjustments	-	-	32,047	-	-	32,047	-	-	-
Subtotal: 2019-21 Current Service Level	4	3.75	1,372,163	-	-	1,372,163	-	-	-

Summary of 2021-23 Biennium Budget

**Health Related Licensing Boards
Veterinary Medical Examiners
2021-23 Biennium**

Leg. Adopted Budget
Cross Reference Number: 83300-029-00-00-00000

<i>Description</i>	<i>Positions</i>	<i>Full-Time Equivalent (FTE)</i>	<i>ALL FUNDS</i>	<i>General Fund</i>	<i>Lottery Funds</i>	<i>Other Funds</i>	<i>Federal Funds</i>	<i>Nonlimited Other Funds</i>	<i>Nonlimited Federal Funds</i>
Subtotal: 2019-21 Current Service Level	4	3.75	1,372,163	-	-	1,372,163	-	-	-
070 - Revenue Reductions/Shortfall									
070 - Revenue Shortfalls	-	-	-	-	-	-	-	-	-
Modified 2019-21 Current Service Level	4	3.75	1,372,163	-	-	1,372,163	-	-	-
080 - E-Boards									
080 - March 2020 Eboard	-	-	-	-	-	-	-	-	-
081 - April 2020 Eboard	-	-	-	-	-	-	-	-	-
082 - May 2020 Eboard	-	-	-	-	-	-	-	-	-
083 - June 2020 Eboard	-	-	-	-	-	-	-	-	-
084 - June 2020 Special Session	-	-	-	-	-	-	-	-	-
087 - August 2020 Special Session	-	-	-	-	-	-	-	-	-
089 - Post-September 2020 Leg. Actions	-	-	-	-	-	-	-	-	-
Subtotal Emergency Board Packages	-	-	-	-	-	-	-	-	-
Policy Packages									
088 - September 2020 Emergency Board	-	-	-	-	-	-	-	-	-
090 - Analyst Adjustments	-	-	-	-	-	-	-	-	-
091 - Elimination of S&S Inflation	-	-	-	-	-	-	-	-	-
092 - Personal Services Adjustments	-	-	-	-	-	-	-	-	-
093 - Transfers to General Fund	-	-	-	-	-	-	-	-	-
094 - Revenue Solutions	-	-	-	-	-	-	-	-	-
096 - Statewide Adjustment DAS Chgs	-	-	-	-	-	-	-	-	-
097 - Statewide AG Adjustment	-	-	-	-	-	-	-	-	-
098 - HRLB Program Reorganization	-	-	-	-	-	-	-	-	-

Summary of 2021-23 Biennium Budget

**Health Related Licensing Boards
Veterinary Medical Examiners
2021-23 Biennium**

**Leg. Adopted Budget
Cross Reference Number: 83300-029-00-00-00000**

<i>Description</i>	<i>Positions</i>	<i>Full-Time Equivalent (FTE)</i>	<i>ALL FUNDS</i>	<i>General Fund</i>	<i>Lottery Funds</i>	<i>Other Funds</i>	<i>Federal Funds</i>	<i>Nonlimited Other Funds</i>	<i>Nonlimited Federal Funds</i>
099 - Microsoft 365 Consolidation	-	-	(2,822)	-	-	(2,822)	-	-	-
801 - LFO Analyst Adjustments	-	-	-	-	-	-	-	-	-
810 - Statewide Adjustments	-	-	(31,762)	-	-	(31,762)	-	-	-
811 - Budget Reconciliation Adjustments	-	-	-	-	-	-	-	-	-
813 - Policy Bills	-	-	-	-	-	-	-	-	-
816 - Capital Construction	-	-	-	-	-	-	-	-	-
850 - Program Change Bill	-	-	-	-	-	-	-	-	-
101 - Indigent Disposition Program Fee/Allocation	-	-	-	-	-	-	-	-	-
102 - Indigent Disposition Program Limitation	-	-	-	-	-	-	-	-	-
103 - Travel Expenses for Inspections	-	-	-	-	-	-	-	-	-
104 - Licesnure Renewal Fee Increase	-	-	-	-	-	-	-	-	-
105 - Licesnure Renewal Fee Increase	-	-	-	-	-	-	-	-	-
106 - Professional License and Permit Fee Increase	-	-	-	-	-	-	-	-	-
107 - Professional License and Permit Fee Increase	-	-	-	-	-	-	-	-	-
Subtotal Policy Packages	-	-	(34,584)	-	-	(34,584)	-	-	-
Total 2021-23 Leg. Adopted Budget	4	3.75	1,337,579	-	-	1,337,579	-	-	-
Percentage Change From 2019-21 Leg Approved Budget	-	-	11.13%	-	-	11.13%	-	-	-
Percentage Change From 2019-21 Current Service Level	-	-	-2.52%	-	-	-2.52%	-	-	-

Health Related Licensing Boards**Agency Number: 83300****Agencywide Program Unit Summary
2021-23 Biennium****Version: Z - 01 - Leg. Adopted Budget**

Summary Cross Reference Number	Cross Reference Description	2017-19 Actuals	2019-21 Leg Adopted Budget	2019-21 Leg Approved Budget	2021-23 Agency Request Budget	2021-23 Governor's Budget	2021-23 Leg. Adopted Budget
017-00-00-00000	Mortuary and Cemetery Board						
	Other Funds	1,922,723	2,343,995	2,343,995	3,297,948	1,392,291	2,832,630
018-00-00-00000	Naturopathic Medicine						
	Other Funds	831,172	1,166,035	1,166,035	1,094,984	511,817	1,060,590
020-00-00-00000	Occupational Therapy Licensing						
	Other Funds	427,315	619,842	619,842	712,898	334,104	697,289
026-00-00-00000	Medical Imaging						
	Other Funds	904,834	1,175,429	1,175,429	1,407,326	527,791	1,206,467
028-00-00-00000	Speech-Language Path. and Audio.						
	Other Funds	611,106	979,115	979,115	1,074,114	524,135	1,045,357
029-00-00-00000	Veterinary Medical Examiners						
	Other Funds	1,063,350	1,203,614	1,203,614	1,372,163	657,323	1,337,579
TOTAL AGENCY							
	Other Funds	5,760,500	7,488,030	7,488,030	8,959,433	3,947,461	8,179,912

Program Prioritization

The Board's only program consists of regulation of the veterinary profession, which comprises establishing minimum standards for practice, licensing qualified applicants, and enforcement of its rules and laws.


Reduction Options

ACTIVITY OR PROGRAM	DESCRIBE REDUCTION	AMOUNT AND FUND TYPE	RANK AND JUSTIFICATION
1. Routine Inspection of veterinary facilities will be reduced or eliminated.	Reduce inspector position to half time. C5232 .5 FTE	\$104,832 OTHER FUNDS (OF)	Lower priority than other program activity (licensing).
2. Eliminate in-person board meetings and all in-state and out-of-state travel due to COVID precautions.	All meetings will be held via remote platforms and no staff or board members will travel for in-state or out-of-state conferences. No facilities rental, catering, or travel costs/reimbursements.	\$7,973	Agency has already taken these steps.

10% REDUCTIONS OPTIONS (ORS 291.216)

ACTIVITY OR PROGRAM (WHICH PROGRAM OR ACTIVITY WILL NOT BE UNDERTAKEN)	DESCRIBE REDUCTION (FROM CSL)	AMOUNT AND FUND TYPE	RANK AND JUSTIFICATION
(WHICH PROGRAM OR ACTIVITY WILL NOT BE UNDERTAKEN)	(DESCRIBE THE EFFECTS OF THIS REDUCTION. INCLUDE POSITIONS AND FTE IN 2019-21 AND 2021-23)	(GF, LF, OF, FF)	(RANK THE ACTIVITIES OR PROGRAMS NOT UNDERTAKEN IN ORDER OF LOWEST COST FOR BENEFIT OBTAINED)
1. Reduce Inspector to half time.	Routine inspection of veterinary facilities will be reduced or eliminated.	(\$104,832) OF	THESE ARE RANKED ACCORDINGLY: While COVID precautions are in effect, Inspector is currently assigned to assist the Investigator with open and ongoing investigations. Inspector has also been assigned as agency Rules Coordinator to assist in overall board rule review and for moving forward with outstanding and necessary rulemaking.
2. In-State and Out-of-State Travel; no in-person meetings.	Eliminate in-person board meetings and all in-state and out-of-state travel due to COVID precautions.	(\$7,973) OF	All meetings are, and will be, held via remote platforms and no staff or board members will travel for in-state or out-of-state conferences. No facilities rental, catering, or travel costs/reimbursements shall accrue.

Organization Chart (No change for 2021-23)



REVENUE

Source of Funds: The OVMEB is funded solely by Other Funds. Application, examination, and license fees make up approximately 97% of the Board's revenue, with the remainder derived from the sale of license lists and civil penalties.

Program Supported: Regulation of the veterinary medical profession.

General Limits on Use of Funds: The Board's budget must be used for the administration of ORS 686.101 through 686.270 and OAR Ch. 875.

Basis for 2021-2023 Biennium Estimates: Revenue calculation is based on R-STARS actual revenue and calculation and projection of current license revenue categorized by license type.

Changes in Revenue Sources or Fees: There are no changes in revenue sources or fees for the 21-23 biennium.

Source	Fund	2017-19 Actual	2019-21 Legislatively Adopted	2019-21 Legislatively Approved	2021-2023		
					Agency Request	Governor's Recommended	Legislatively Adopted
Licenses and Fees	OF	1,152,325	1,132,605	1,132,605	1,290,231	645,116	1,290,231
Fines and Forfeitures	OF	15,300	2,900	2,900	592	296	592
Interest Income	OF	53,762	35,916	35,916	53,762	26,881	53,762
Other Revenue	OF	1,530	475	475	1,530	765	1,530
Transfer Out – Intrafund	OF	(29,805)	(23,106)	(23,106)		-	
TOTAL OTHER FUNDS		1,193,112	1,148,790	1,148,790	1,346,115	673,058	1,346,115

DETAIL OF LOTTERY FUNDS, OTHER FUNDS, AND FEDERAL FUNDS REVENUE

**Health Related Licensing Boards
2021-23 Biennium**

Agency Number: 83300

Cross Reference Number: 83300-000-00-00-00000

<i>Source</i>	2017-19 Actuals	2019-21 Leg Adopted Budget	2019-21 Leg Approved Budget	2021-23 Agency Request Budget	2021-23 Governor's Budget	2021-23 Leg. Adopted Budget
Other Funds						
Business Lic and Fees	4,426,968	4,985,787	4,985,787	5,849,573	2,924,788	5,849,573
Non-business Lic. and Fees	1,499,804	1,441,860	1,441,860	2,566,064	1,283,033	2,323,106
Charges for Services	3,486	3,175	3,175	866	433	866
Fines and Forfeitures	102,382	60,750	60,750	87,816	43,908	87,816
Interest Income	194,123	154,928	154,928	211,259	105,630	211,259
Other Revenues	110,599	98,654	98,654	113,438	56,719	113,438
Transfer In - Intrafund	151,377	170,924	170,924	-	-	-
Transfer Out - Intrafund	(151,377)	(170,924)	(170,924)	-	-	-
Tsfr To Oregon Health Authority	(72,582)	(73,590)	(73,590)	(75,961)	(37,981)	(75,961)
Total Other Funds	\$6,264,780	\$6,671,564	\$6,671,564	\$8,753,055	\$4,376,530	\$8,510,097

DETAIL OF LOTTERY FUNDS, OTHER FUNDS, AND FEDERAL FUNDS REVENUE

Health Related Licensing Boards
2021-23 Biennium

Agency Number: 83300

Cross Reference Number: 83300-017-00-00-00000

<i>Source</i>	2017-19 Actuals	2019-21 Leg Adopted Budget	2019-21 Leg Approved Budget	2021-23 Agency Request Budget	2021-23 Governor's Budget	2021-23 Leg. Adopted Budget
Other Funds						
Business Lic and Fees	571,167	1,092,000	1,092,000	689,735	344,868	689,735
Non-business Lic. and Fees	1,497,173	1,426,107	1,426,107	2,563,589	1,281,795	2,320,631
Charges for Services	3,388	3,100	3,100	756	378	756
Fines and Forfeitures	7,507	7,350	7,350	7,224	3,612	7,224
Interest Income	50,845	60,000	60,000	66,497	33,249	66,497
Other Revenues	2,543	-	-	-	-	-
Transfer In - Intrafund	151,377	-	-	-	-	-
Transfer Out - Intrafund	-	(40,000)	(40,000)	-	-	-
Total Other Funds	\$2,284,000	\$2,548,557	\$2,548,557	\$3,327,801	\$1,663,902	\$3,084,843

DETAIL OF LOTTERY FUNDS, OTHER FUNDS, AND FEDERAL FUNDS REVENUE

Health Related Licensing Boards
2021-23 Biennium

Agency Number: 83300

Cross Reference Number: 83300-018-00-00-00000

<i>Source</i>	2017-19 Actuals	2019-21 Leg Adopted Budget	2019-21 Leg Approved Budget	2021-23 Agency Request Budget	2021-23 Governor's Budget	2021-23 Leg. Adopted Budget
Other Funds						
Business Lic and Fees	774,626	750,049	750,049	1,025,922	512,961	1,025,922
Non-business Lic. and Fees	2,631	2,550	2,550	2,475	1,238	2,475
Fines and Forfeitures	33,275	10,000	10,000	30,000	15,000	30,000
Interest Income	24,160	13,756	13,756	30,000	15,000	30,000
Other Revenues	13,378	14,364	14,364	14,000	7,000	14,000
Transfer In - Intrafund	-	170,924	170,924	-	-	-
Transfer Out - Intrafund	(29,805)	(25,305)	(25,305)	-	-	-
Tsfr To Oregon Health Authority	(34,446)	(44,450)	(44,450)	(34,446)	(17,223)	(34,446)
Total Other Funds	\$783,819	\$891,888	\$891,888	\$1,067,951	\$533,976	\$1,067,951

DETAIL OF LOTTERY FUNDS, OTHER FUNDS, AND FEDERAL FUNDS REVENUE

Health Related Licensing Boards
2021-23 Biennium

Agency Number: 83300

Cross Reference Number: 83300-020-00-00-00000

<i>Source</i>	2017-19 Actuals	2019-21 Leg Adopted Budget	2019-21 Leg Approved Budget	2021-23 Agency Request Budget	2021-23 Governor's Budget	2021-23 Leg. Adopted Budget
Other Funds						
Business Lic and Fees	446,200	486,202	486,202	630,775	315,388	630,775
Fines and Forfeitures	2,700	-	-	1,000	500	1,000
Interest Income	18,822	22,000	22,000	22,000	11,000	22,000
Other Revenues	7,488	6,250	6,250	7,500	3,750	7,500
Transfer Out - Intrafund	(27,451)	(23,140)	(23,140)	-	-	-
Tsfr To Oregon Health Authority	(9,240)	(8,640)	(8,640)	(10,500)	(5,250)	(10,500)
Total Other Funds	\$438,519	\$482,672	\$482,672	\$650,775	\$325,388	\$650,775

DETAIL OF LOTTERY FUNDS, OTHER FUNDS, AND FEDERAL FUNDS REVENUE

Health Related Licensing Boards
2021-23 Biennium

Agency Number: 83300

Cross Reference Number: 83300-026-00-00-00000

<i>Source</i>	2017-19 Actuals	2019-21 Leg Adopted Budget	2019-21 Leg Approved Budget	2021-23 Agency Request Budget	2021-23 Governor's Budget	2021-23 Leg. Adopted Budget
Other Funds						
Business Lic and Fees	782,358	849,931	849,931	1,349,116	674,558	1,349,116
Non-business Lic. and Fees	-	13,203	13,203	-	-	-
Charges for Services	98	75	75	110	55	110
Fines and Forfeitures	41,800	40,500	40,500	44,000	22,000	44,000
Interest Income	16,146	8,993	8,993	9,000	4,500	9,000
Other Revenues	85,660	77,565	77,565	90,408	45,204	90,408
Transfer Out - Intrafund	(35,688)	(30,921)	(30,921)	-	-	-
Tsfr To Oregon Health Authority	(19,092)	(10,100)	(10,100)	(20,000)	(10,000)	(20,000)
Total Other Funds	\$871,282	\$949,246	\$949,246	\$1,472,634	\$736,317	\$1,472,634

DETAIL OF LOTTERY FUNDS, OTHER FUNDS, AND FEDERAL FUNDS REVENUE

Health Related Licensing Boards
2021-23 Biennium

Agency Number: 83300

Cross Reference Number: 83300-028-00-00-00000

<i>Source</i>	2017-19 Actuals	2019-21 Leg Adopted Budget	2019-21 Leg Approved Budget	2021-23 Agency Request Budget	2021-23 Governor's Budget	2021-23 Leg. Adopted Budget
Other Funds						
Business Lic and Fees	700,292	675,000	675,000	863,794	431,897	863,794
Fines and Forfeitures	1,800	-	-	5,000	2,500	5,000
Interest Income	30,388	14,263	14,263	30,000	15,000	30,000
Transfer Out - Intrafund	(28,628)	(28,452)	(28,452)	-	-	-
Tsfr To Oregon Health Authority	(9,804)	(10,400)	(10,400)	(11,015)	(5,508)	(11,015)
Total Other Funds	\$694,048	\$650,411	\$650,411	\$887,779	\$443,889	\$887,779

DETAIL OF LOTTERY FUNDS, OTHER FUNDS, AND FEDERAL FUNDS REVENUE

Health Related Licensing Boards
2021-23 Biennium

Agency Number: 83300

Cross Reference Number: 83300-029-00-00-00000

<i>Source</i>	2017-19 Actuals	2019-21 Leg Adopted Budget	2019-21 Leg Approved Budget	2021-23 Agency Request Budget	2021-23 Governor's Budget	2021-23 Leg. Adopted Budget
Other Funds						
Business Lic and Fees	1,152,325	1,132,605	1,132,605	1,290,231	645,116	1,290,231
Fines and Forfeitures	15,300	2,900	2,900	592	296	592
Interest Income	53,762	35,916	35,916	53,762	26,881	53,762
Other Revenues	1,530	475	475	1,530	765	1,530
Transfer Out - Intrafund	(29,805)	(23,106)	(23,106)	-	-	-
Total Other Funds	\$1,193,112	\$1,148,790	\$1,148,790	\$1,346,115	\$673,058	\$1,346,115

DETAIL OF LOTTERY FUNDS, OTHER FUNDS, AND FEDERAL FUNDS REVENUE

Source	Fund	ORBITS Revenue Acct	2017-2019 Actual	2019-21 Leg. Adopted	2019-21 Leg Approved	2021-23		
						Agency Request	Governor's	Legislatively Adopted
Business Lic and Fees	OF		1,152,325	1,132,605	1,132,605	1,290,231	645,116	1,290,231
Fines and Forfeiture	OF		15,300	2,900	2,900	592	296	592
Interest Income	OF		53,762	35,916	35,916	53,762	26,881	53,762
Other Revenues	OF		1,530	475	475	1,530	765	1,530
Transfer Out – Intrafund	OF		(29,805)	(23,106)	(23,106)	-	-	-

PROGRAM UNIT DESCRIPTION

The OVMEB is supported solely through Other Funds. Annual veterinary license fees were raised in 1993 and 2014. Facility inspection and registration fees were added in 2016. License fees account for 97% of the Board's revenue. Staff comprises an executive director, a .75 FTE office assistant, a 1.0 FTE investigator, and 1.0 FTE inspector.

Licensing: The Board's licensing process ensures that only qualified individuals receive a license to provide veterinary care. The Board establishes licensure standards, confirms applicants' educational and practice credentials, conducts disciplinary and background checks as indicated, and verifies currency of continuing education. Licensees are given more than one renewal notice and have three grace periods with sequenced late fees. Oregon is the only state that requires an internship following graduation from veterinary school. New graduates must work for one year under varying degrees of supervision by a licensed Oregon veterinarian before they are allowed to practice autonomously. This gives the new graduate a safety net of mentorship and post-graduate 'real life' instruction, as well as protecting the public from inexperienced and potentially unskilled veterinary treatment.

Licenses are generally issued within five days after the application process is completed. Number and type of licenses as of July 2019 are shown below. Additionally, since implementation of SB 658, the Board has issued over 600 facility registrations.

License Type	11-13	13-15	15-17	17-19	19-21*
Veterinarian/Intern	2,407	2,534	2,588	2,639	2,813**
Veterinary Technician	1,197	1,283	1,331	1,395	1,491
Euthanasia Technician	115	129	138	132	115
Total	3,719	3,757	3,937	4,166	4,419

*As of Dec. 31, 2020

**Includes Veterinary Active, Inactive, and Intern

Education

Continuing Education (CE) is a condition of licensure and license renewal for veterinarians and CVTs moving into the state. The Board reviews and approves CE providers. The Board licenses applicants who have graduated from nationally accredited veterinary schools; graduates of non-accredited foreign schools must complete one of two equivalency programs that assess and test the applicant's education and ability to ensure competency equal to that of graduates of approved programs. Passing an exam on OVMEB's rules and laws and a test on three distinctively regional diseases is also required for licensure. Board staff and members regularly present CE to licensees in regional settings, to students at the Oregon State University College of Veterinary Medicine, and the Portland Community College Veterinary Technology Program, with plans to develop on-line CE for updates in antibiotic use, anesthesia/analgesia, and

compliance with the ORS and OARs. New graduates are exempt from CE reporting for their first year of practice (internship). Applicants with licensure and experience in other states must meet Oregon's CE requirements at the time of application. The Board accepts CE approved by the national Registry of Approved Continuing Education (RACE) and reviews and approves on merit those Continuing Education providers that are not RACE registrants.

Regulation and Enforcement

The Board sets standards for and regulates the practice of veterinary medicine in the state through rulemaking and complaint investigation. Most complaints about veterinary care are brought by members of the public; however, the Board may, on its own initiative, investigate suspected violations of its rules or laws. Dishonorable or unprofessional conduct, negligence, or failure to meet minimum practice standards may result in disciplinary action ranging from warnings, civil penalties, remedial education, and, when warranted, license suspension or revocation. To aid licensees in meeting minimum practice standards and practice compliance, the Board provides on-call technical and medical assistance through telephone and email. Further clarification of rules, statutes, and policy are provided through information on the Board's website and through the newsletter.

Unlicensed practice complaints address modalities such as massage, chiropractic, teeth cleaning, etc. The Board generally investigates these complaints but takes action only if harm to an animal can be proven. The Board has introduced a legislative concept to narrow the statutory loophole in ORS 686.040, which allows any person to practice veterinary medicine without a license. The concept will limit the exemption to providers of ancillary care, animal husbandry, and animal owners.

The complaint review process provides the public with expert review and resolution of complaints concerning veterinary care of their animals. The process is confidential and at no cost to the public. The Board strives to resolve complaints through education and negotiated settlements.

The Board has reviewed over 188 complaints thus far in the biennium. Staff assesses jurisdiction, and if a complaint concerns a matter over which the Board does not have authority, such as fees, clinic hours, or customer service, the matter is not investigated further. By statute, the Board is required to investigate each complaint filed; however, staff has delegated authority to assess and resolve non-jurisdictional complaints. Staff-resolved cases are reported to the Board.

The majority of valid complaints involve a licensee's failure to use standard methods of diagnosis or treatment, failure to meet minimum standards, and inadequate medical recordkeeping. Disciplinary actions in this biennium (to July 1, 2020) were taken for the following violations:

- License revocation due to felony conviction for drug tampering; License used for personal ordering.
- Failure to properly diagnose and treat; Failure to treat timely.
- surgery resulting in patient death; Wrong organ removed during surgery.
- Facility license revoked for failure to assign Managing Veterinarian.

- Application denied due to untruthful answers in application process.
- Patient not treated timely for known critical condition.
- Substandard dental procedure.

Complaint Investigation Summary				
Biennium	Complaints Reviewed	Violations Found	Civil Penalties Assessed	Recovered Administrative Costs
2019-2021 (to July 2020)	188	9	5,210	10,000
2017-2019	181	11	8,625	-0-
2015-2017	282	20	36,250	9,000
2013-2015	212	8	34,205	37,479
2011-2013	222	15	25,555	-0-
2009-2011	300	14	103,000	37,373
2007-2009	228	17	12,400	-0-

Facility Inspections: The Board regularly inspects the 651 currently registered veterinary facilities on an annual basis. Initial inspections for compliance with minimum facility standards have been conducted at all non-exempt registered facilities prior to June 2019. As of July 2020, no substantial non-compliance with facility minimum standards has been found. The Board has adopted rules that essentially mirror minimum standards required by the Oregon Board of Pharmacy (OBOP)'s Drug Practitioner Dispensing Outlet (DPDO) program, eliminating the need for facilities to apply and pay for a separate registration from OBOP and ensuring the proper controlled drug protocols. Facilities have completed and reported self-inspections for compliance with the expanded drug requirements; physical inspections will resume when COVID-19 safety restrictions are lifted.

While the COVID safety restrictions are in place, the Inspector has been reassigned to assist the Investigator with new and ongoing investigations as well as newly assigned the role of Rules Coordinator to assist the agency in its overall rule review and getting the agency caught up with outstanding rulemaking.

Total Facilities	651		Inspection Summary			Total Minimum Standards Not Met	
Facilities Requiring Inspection	439						
Exempt Facilities:			Inspections 7/1/17 – 6/30/18	90		Facilities Inspected 7/1/19-6/30/20	156
AAHA	73		Inspections 7/1/18 – 6/30/19	185		Facilities Meeting Standards	106
Wildlife/other	3		Inspections 7/1/19-6/30/20	156		Facilities Not Meeting Standards	50
House Call only	18		Facilities due for Inspection	8			
Mobile units	118		new facilities, 2 due for 2 nd inspect).				
Inspections Completed	431						
Need Inspection:	8						

Between July 1, 2019 and June, 2020, 156 facilities have been inspected. Of that number, 50 were found to have minor non-compliance issues as follows:

Prescription missing required info:	12
Ownership change not reported:	1
Facility license not posted:	7
Personal license not posted:	8
Prescription notice not posted:	16
Unsanitary conditions:	2
Controlled substances not secured:	1
Expired radiography equip. license:	22

By policy, non-compliant conditions are reported to the Managing Veterinarian of the facility with a due date for correction. Expired radiography equipment licensure is reported to Oregon Radiation Protective Services for follow up.

ESSENTIAL AND POLICY PACKAGE FISCAL IMPACT SUMMARY

Health Related Licensing Boards
Pkg: 032 - Above Standard Inflation

Cross Reference Name: Veterinary Medical Examiners
Cross Reference Number: 83300-029-00-00-00000

<i>Description</i>	General Fund	Lottery Funds	Other Funds	Federal Funds	Nonlimited Other Funds	Nonlimited Federal Funds	All Funds
Services & Supplies							
Attorney General	-	-	-	-	-	-	-
Facilities Rental and Taxes	-	-	-	-	-	-	-
Total Services & Supplies	-	-	-	-	-	-	-
Total Expenditures							
Total Expenditures	-	-	-	-	-	-	-
Total Expenditures	-	-	-	-	-	-	-
Ending Balance							
Ending Balance	-	-	-	-	-	-	-
Total Ending Balance	-	-	-	-	-	-	-

ESSENTIAL AND POLICY PACKAGE FISCAL IMPACT SUMMARY

Health Related Licensing Boards
Pkg: 060 - Technical Adjustments

Cross Reference Name: Veterinary Medical Examiners
Cross Reference Number: 83300-029-00-00-00000

<i>Description</i>	General Fund	Lottery Funds	Other Funds	Federal Funds	Nonlimited Other Funds	Nonlimited Federal Funds	All Funds
Services & Supplies							
Data Processing	-	-	10,557	-	-	-	10,557
Professional Services	-	-	(20,000)	-	-	-	(20,000)
IT Professional Services	-	-	(10,557)	-	-	-	(10,557)
Other Services and Supplies	-	-	52,047	-	-	-	52,047
Total Services & Supplies	-	-	\$32,047	-	-	-	\$32,047
Total Expenditures							
Total Expenditures	-	-	32,047	-	-	-	32,047
Total Expenditures	-	-	\$32,047	-	-	-	\$32,047
Ending Balance							
Ending Balance	-	-	(32,047)	-	-	-	(32,047)
Total Ending Balance	-	-	(\$32,047)	-	-	-	(\$32,047)

ESSENTIAL AND POLICY PACKAGE FISCAL IMPACT SUMMARY

Health Related Licensing Boards
Pkg: 091 - Elimination of S&S Inflation

Cross Reference Name: Veterinary Medical Examiners
Cross Reference Number: 83300-029-00-00-00000

<i>Description</i>	General Fund	Lottery Funds	Other Funds	Federal Funds	Nonlimited Other Funds	Nonlimited Federal Funds	All Funds
Services & Supplies							
Instate Travel	-	-	-	-	-	-	-
Out of State Travel	-	-	-	-	-	-	-
Employee Training	-	-	-	-	-	-	-
Office Expenses	-	-	-	-	-	-	-
Telecommunications	-	-	-	-	-	-	-
Publicity and Publications	-	-	-	-	-	-	-
Professional Services	-	-	-	-	-	-	-
Employee Recruitment and Develop	-	-	-	-	-	-	-
Dues and Subscriptions	-	-	-	-	-	-	-
Agency Program Related S and S	-	-	-	-	-	-	-
Other Services and Supplies	-	-	-	-	-	-	-
Expendable Prop 250 - 5000	-	-	-	-	-	-	-
IT Expendable Property	-	-	-	-	-	-	-
Total Services & Supplies	-	-	-	-	-	-	-
Total Expenditures							
Total Expenditures	-	-	-	-	-	-	-
Total Expenditures	-	-	-	-	-	-	-
Ending Balance							
Ending Balance	-	-	-	-	-	-	-
Total Ending Balance	-	-	-	-	-	-	-

ESSENTIAL AND POLICY PACKAGE FISCAL IMPACT SUMMARY

Health Related Licensing Boards
Pkg: 092 - Personal Services Adjustments

Cross Reference Name: Veterinary Medical Examiners
Cross Reference Number: 83300-029-00-00-00000

<i>Description</i>	General Fund	Lottery Funds	Other Funds	Federal Funds	Nonlimited Other Funds	Nonlimited Federal Funds	All Funds
Personal Services							
Vacancy Savings	-	-	-	-	-	-	-
Total Personal Services	-	-	-	-	-	-	-
Total Expenditures							
Total Expenditures	-	-	-	-	-	-	-
Total Expenditures	-	-	-	-	-	-	-
Ending Balance							
Ending Balance	-	-	-	-	-	-	-
Total Ending Balance	-	-	-	-	-	-	-

ESSENTIAL AND POLICY PACKAGE FISCAL IMPACT SUMMARY

Health Related Licensing Boards
Pkg: 096 - Statewide Adjustment DAS Chgs

Cross Reference Name: Veterinary Medical Examiners
Cross Reference Number: 83300-029-00-00-00000

<i>Description</i>	General Fund	Lottery Funds	Other Funds	Federal Funds	Nonlimited Other Funds	Nonlimited Federal Funds	All Funds
Services & Supplies							
State Gov. Service Charges	-	-	-	-	-	-	-
Data Processing	-	-	-	-	-	-	-
Facilities Rental and Taxes	-	-	-	-	-	-	-
Other Services and Supplies	-	-	-	-	-	-	-
Total Services & Supplies	-	-	-	-	-	-	-
Total Expenditures							
Total Expenditures	-	-	-	-	-	-	-
Total Expenditures	-	-	-	-	-	-	-
Ending Balance							
Ending Balance	-	-	-	-	-	-	-
Total Ending Balance	-	-	-	-	-	-	-

ESSENTIAL AND POLICY PACKAGE FISCAL IMPACT SUMMARY

Health Related Licensing Boards
Pkg: 097 - Statewide AG Adjustment

Cross Reference Name: Veterinary Medical Examiners
Cross Reference Number: 83300-029-00-00-00000

<i>Description</i>	General Fund	Lottery Funds	Other Funds	Federal Funds	Nonlimited Other Funds	Nonlimited Federal Funds	All Funds
Services & Supplies							
Attorney General	-	-	-	-	-	-	-
Total Services & Supplies	-	-	-	-	-	-	-
Total Expenditures							
Total Expenditures	-	-	-	-	-	-	-
Total Expenditures	-	-	-	-	-	-	-
Ending Balance							
Ending Balance	-	-	-	-	-	-	-
Total Ending Balance	-	-	-	-	-	-	-

ESSENTIAL AND POLICY PACKAGE FISCAL IMPACT SUMMARY

Health Related Licensing Boards
Pkg: 098 - HRLB Program Reorganization

Cross Reference Name: Veterinary Medical Examiners
Cross Reference Number: 83300-029-00-00-00000

<i>Description</i>	General Fund	Lottery Funds	Other Funds	Federal Funds	Nonlimited Other Funds	Nonlimited Federal Funds	All Funds
Revenues							
Business Lic and Fees	-	-	-	-	-	-	-
Fines and Forfeitures	-	-	-	-	-	-	-
Interest Income	-	-	-	-	-	-	-
Other Revenues	-	-	-	-	-	-	-
Total Revenues	-	-	-	-	-	-	-
Personal Services							
Class/Unclass Sal. and Per Diem	-	-	-	-	-	-	-
Empl. Rel. Bd. Assessments	-	-	-	-	-	-	-
Public Employees' Retire Cont	-	-	-	-	-	-	-
Pension Obligation Bond	-	-	-	-	-	-	-
Social Security Taxes	-	-	-	-	-	-	-
Worker's Comp. Assess. (WCD)	-	-	-	-	-	-	-
Mass Transit Tax	-	-	-	-	-	-	-
Flexible Benefits	-	-	-	-	-	-	-
Vacancy Savings	-	-	-	-	-	-	-
Reconciliation Adjustment	-	-	-	-	-	-	-
Total Personal Services	-	-	-	-	-	-	-
Services & Supplies							
Instate Travel	-	-	-	-	-	-	-
Out of State Travel	-	-	-	-	-	-	-
Employee Training	-	-	-	-	-	-	-
Office Expenses	-	-	-	-	-	-	-

ESSENTIAL AND POLICY PACKAGE FISCAL IMPACT SUMMARY

Health Related Licensing Boards
Pkg: 098 - HRLB Program Reorganization

Cross Reference Name: Veterinary Medical Examiners
Cross Reference Number: 83300-029-00-00-00000

<i>Description</i>	General Fund	Lottery Funds	Other Funds	Federal Funds	Nonlimited Other Funds	Nonlimited Federal Funds	All Funds
Services & Supplies							
Telecommunications	-	-	-	-	-	-	-
State Gov. Service Charges	-	-	-	-	-	-	-
Data Processing	-	-	-	-	-	-	-
Publicity and Publications	-	-	-	-	-	-	-
Professional Services	-	-	-	-	-	-	-
IT Professional Services	-	-	-	-	-	-	-
Attorney General	-	-	-	-	-	-	-
Employee Recruitment and Develop	-	-	-	-	-	-	-
Dues and Subscriptions	-	-	-	-	-	-	-
Facilities Rental and Taxes	-	-	-	-	-	-	-
Agency Program Related S and S	-	-	-	-	-	-	-
Other Services and Supplies	-	-	-	-	-	-	-
Expendable Prop 250 - 5000	-	-	-	-	-	-	-
IT Expendable Property	-	-	-	-	-	-	-
Total Services & Supplies	-	-	-	-	-	-	-
Total Expenditures							
Total Expenditures	-	-	-	-	-	-	-
Total Expenditures	-	-	-	-	-	-	-
Ending Balance							
Ending Balance	-	-	-	-	-	-	-
Total Ending Balance	-	-	-	-	-	-	-

ESSENTIAL AND POLICY PACKAGE FISCAL IMPACT SUMMARY

Health Related Licensing Boards
Pkg: 098 - HRLB Program Reorganization

Cross Reference Name: Veterinary Medical Examiners
Cross Reference Number: 83300-029-00-00-00000

<i>Description</i>	General Fund	Lottery Funds	Other Funds	Federal Funds	Nonlimited Other Funds	Nonlimited Federal Funds	All Funds
Total FTE							
Total FTE							-
Total FTE	-	-	-	-	-	-	-

ESSENTIAL AND POLICY PACKAGE FISCAL IMPACT SUMMARY

Health Related Licensing Boards
Pkg: 099 - Microsoft 365 Consolidation

Cross Reference Name: Veterinary Medical Examiners
Cross Reference Number: 83300-029-00-00-00000

<i>Description</i>	General Fund	Lottery Funds	Other Funds	Federal Funds	Nonlimited Other Funds	Nonlimited Federal Funds	All Funds
Services & Supplies							
Data Processing	-	-	(2,822)	-	-	-	(2,822)
Total Services & Supplies	-	-	(\$2,822)	-	-	-	(\$2,822)
Total Expenditures							
Total Expenditures	-	-	(2,822)	-	-	-	(2,822)
Total Expenditures	-	-	(\$2,822)	-	-	-	(\$2,822)
Ending Balance							
Ending Balance	-	-	2,822	-	-	-	2,822
Total Ending Balance	-	-	\$2,822	-	-	-	\$2,822

ESSENTIAL AND POLICY PACKAGE FISCAL IMPACT SUMMARY

Health Related Licensing Boards
Pkg: 810 - Statewide Adjustments

Cross Reference Name: Veterinary Medical Examiners
Cross Reference Number: 83300-029-00-00-00000

<i>Description</i>	General Fund	Lottery Funds	Other Funds	Federal Funds	Nonlimited Other Funds	Nonlimited Federal Funds	All Funds
Services & Supplies							
State Gov. Service Charges	-	-	(2,238)	-	-	-	(2,238)
Data Processing	-	-	131	-	-	-	131
Attorney General	-	-	(5,004)	-	-	-	(5,004)
Facilities Rental and Taxes	-	-	(2,482)	-	-	-	(2,482)
Other Services and Supplies	-	-	(22,169)	-	-	-	(22,169)
Total Services & Supplies	-	-	(\$31,762)	-	-	-	(\$31,762)
Total Expenditures							
Total Expenditures	-	-	(31,762)	-	-	-	(31,762)
Total Expenditures	-	-	(\$31,762)	-	-	-	(\$31,762)
Ending Balance							
Ending Balance	-	-	31,762	-	-	-	31,762
Total Ending Balance	-	-	\$31,762	-	-	-	\$31,762

DETAIL OF LOTTERY FUNDS, OTHER FUNDS, AND FEDERAL FUNDS REVENUE

Health Related Licensing Boards
2021-23 Biennium

Agency Number: 83300

Cross Reference Number: 83300-029-00-00-00000

<i>Source</i>	2017-19 Actuals	2019-21 Leg Adopted Budget	2019-21 Leg Approved Budget	2021-23 Agency Request Budget	2021-23 Governor's Budget	2021-23 Leg. Adopted Budget
Other Funds						
Business Lic and Fees	1,152,325	1,132,605	1,132,605	1,290,231	645,116	1,290,231
Fines and Forfeitures	15,300	2,900	2,900	592	296	592
Interest Income	53,762	35,916	35,916	53,762	26,881	53,762
Other Revenues	1,530	475	475	1,530	765	1,530
Transfer Out - Intrafund	(29,805)	(23,106)	(23,106)	-	-	-
Total Other Funds	\$1,193,112	\$1,148,790	\$1,148,790	\$1,346,115	\$673,058	\$1,346,115

DETAIL OF LOTTERY FUNDS, OTHER FUNDS, AND FEDERAL FUNDS REVENUE

Source	Fund	ORBITS Revenue Acct	2017-2019 Actual	2019-21 Leg. Adopted	2019-21 Leg Approved	2021-23		
						Agency Request	Governor's	Legislatively Adopted
Business Lic and Fees	OF		1,152,325	1,132,605	1,132,605	1,290,231	645,116	
Fines and Forfeiture	OF		15,300	2,900	2,900	592	296	
Interest Income	OF		53,762	35,916	35,916	53,762	26,881	
Other Revenues	OF		1,530	475	475	1,530	765	
Transfer Out – Intrafund	OF		(29,805)	(23,106)	(23,106)	-	-	

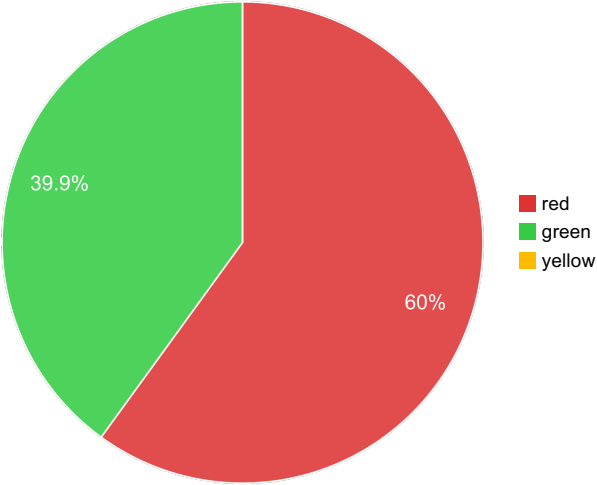
Veterinary Medical Examining Board

Annual Performance Progress Report

Reporting Year 2021

Published: 11/2/2021 5:06:44 PM

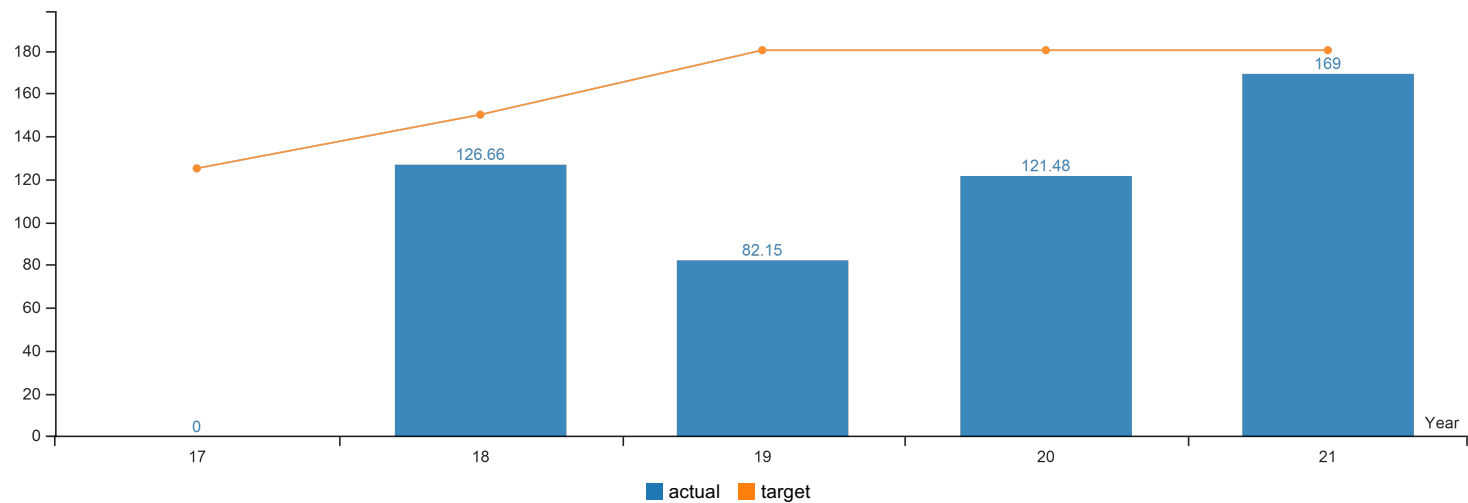
KPM #	Approved Key Performance Measures (KPMs)	90
1	Public Protection - Average time from receipt of a new complaint to completion of the investigation.	
2	Public Protection - Percent of decisions not contested, appealed and/or upheld on appeal.	
3	Customer Service - Percent of customers rating their overall satisfaction with the agency above average or excellent.	
4	BEST PRACTICES - Percent of best practices met by the Board.	
5	Facility Inspections - Percent of registered veterinary facilities inspected not less than once per biennium.	



Performance Summary	Green	Yellow	Red
	= Target to -5%	= Target -5% to -15%	= Target > -15%
Summary Stats:	40%	0%	60%

KPM #1	Public Protection - Average time from receipt of a new complaint to completion of the investigation.	91
	Data Collection Period: Jan 01 - Jan 01	

* Upward Trend = negative result



Report Year	2017	2018	2019	2020	2021
Average Time from Receipt of a New Complaint to Completion of Investigation					
Actual		126.66	82.15	121.48	169
Target	125	150	180	180	180

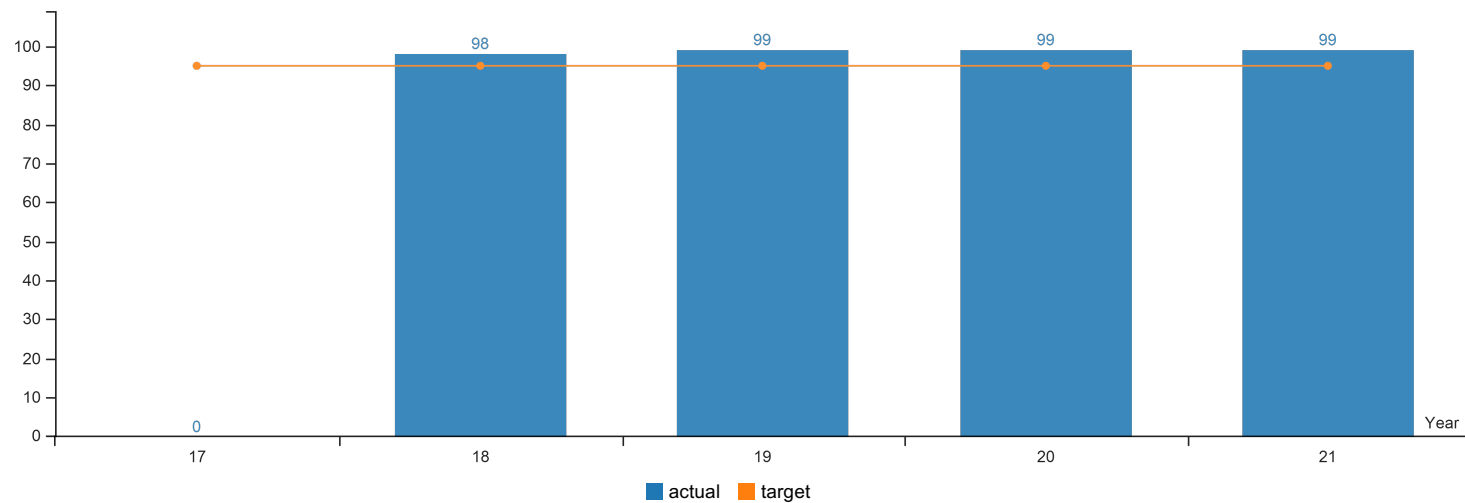
How Are We Doing

The OVMEB has met this target for the current reporting period.

Factors Affecting Results

KPM #2	Public Protection - Percent of decisions not contested, appealed and/or upheld on appeal.	92
	Data Collection Period: Jan 01 - Jan 01	

* Upward Trend = negative result



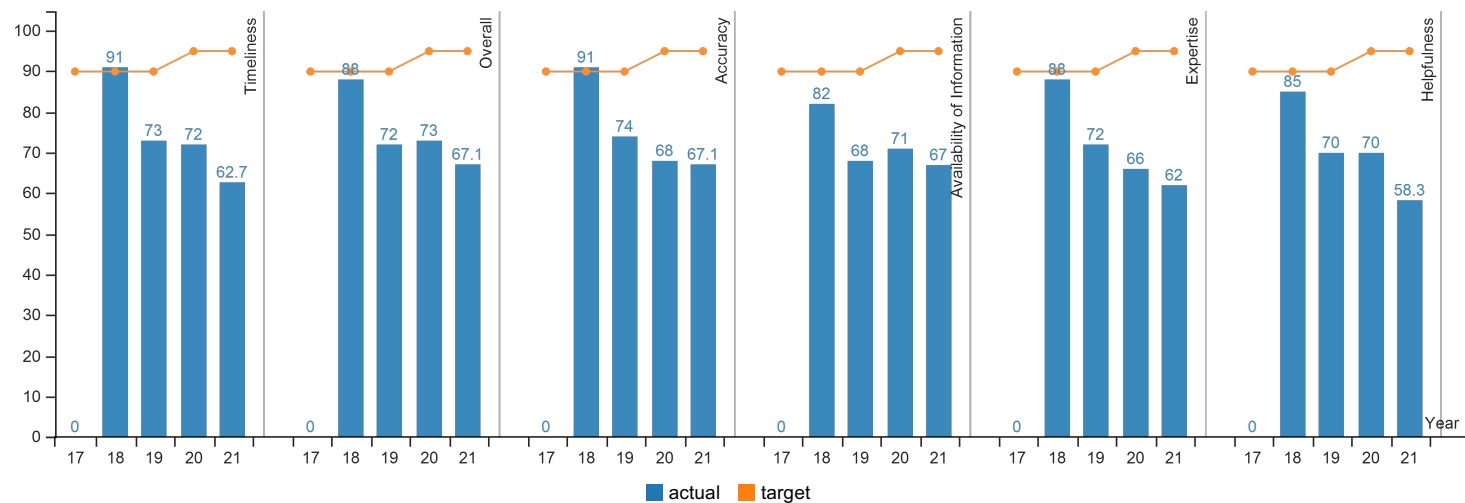
Report Year	2017	2018	2019	2020	2021
Percent of Decisions Not Contested, Appealed and/or Upheld on Appeal					
Actual		98%	99%	99%	99%
Target	95%	95%	95%	95%	95%

How Are We Doing

The OVMEB has met and exceeded this target. Of the 71 closed cases during this reporting period, only one (1) board determination has been contested and currently awaits a case hearing before an administrative law judge.

Factors Affecting Results

KPM #3	Customer Service - Percent of customers rating their overall satisfaction with the agency above average or excellent.	93
	Data Collection Period: Jan 01 - Jan 01	



Report Year	2017	2018	2019	2020	2021
Timeliness					
Actual		91%	73%	72%	62.70%
Target	90%	90%	90%	95%	95%
Overall					
Actual		88%	72%	73%	67.10%
Target	90%	90%	90%	95%	95%
Accuracy					
Actual		91%	74%	68%	67.10%
Target	90%	90%	90%	95%	95%
Availability of Information					
Actual		82%	68%	71%	67%
Target	90%	90%	90%	95%	95%
Expertise					
Actual		88%	72%	66%	62%
Target	90%	90%	90%	95%	95%
Helpfulness					
Actual		85%	70%	70%	58.30%
Target	90%	90%	90%	95%	95%

How Are We Doing

The OVMEB did not meet any of these targets within its Customer Satisfaction Survey.

94

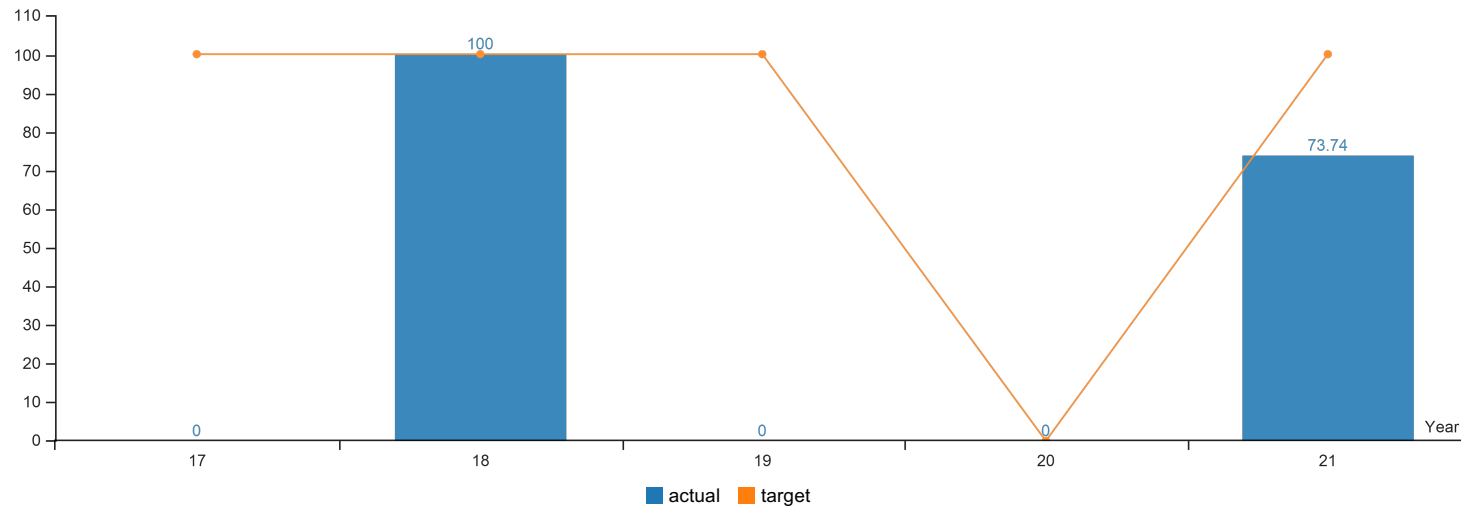
It is unclear how these values were determined in reporting years past, whether the "excellent," "good," and "fair" responses were added together or just the "excellent" and "good." If the "fair" responses were added, the results are more similar to the trends seen in years past: Timeliness: 76.0%; Accuracy: 78.5%; Helpfulness: 69.7%; Expertise: 67.7%; Availability of Information: 80.3%; Overall: 79.8%. The results within the chart are for "excellent" and "good" responses only.

Factors Affecting Results

In addition to the agency going primarily remote as of March 2020, the long-term Executive Director retired after 20 or so years with no overlap in time with the Interim Executive Director who began with the agency as of January 2021. Of those who had contact with the board (and who responded to the survey), 84.3% were for licensing/renewal issues and 11% was in regard to consumer complaints.

KPM #4	BEST PRACTICES - Percent of best practices met by the Board.	95
	Data Collection Period: Jan 01 - Jan 01	

* Upward Trend = positive result



Report Year	2017	2018	2019	2020	2021
BEST PRACTICES					
Actual		100%			73.74%
Target	100%	100%	100%	0%	100%

How Are We Doing

We have yet to meet this target for this reporting period. In past years' reporting, "no data" was reported for this KPM in reporting years 2017, 2019, and 2020.

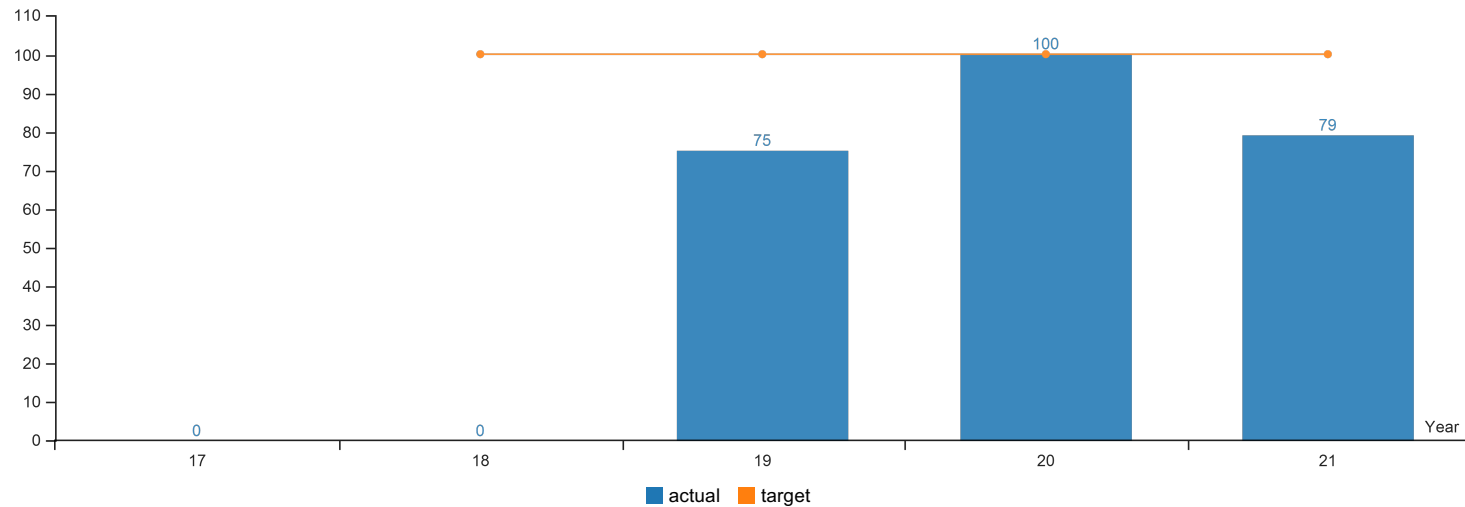
For the missing 2020 reporting year, I was able to obtain information from 5 of 7 board members, which resulted in 52% of best practices having been met by the Board.

Factors Affecting Results

I anticipate that the board will meet this KPM in next years' reporting, once a permanent Executive Director is hired and able to participate in annual feedback, policy option packages and full budget process being fully explained, as well as newer board members becoming more familiar with these types of evaluations.

KPM #5	Facility Inspections - Percent of registered veterinary facilities inspected not less than once per biennium.	96
	Data Collection Period: Jan 01 - Jan 01	

* Upward Trend = positive result



Report Year	2017	2018	2019	2020	2021
Facility Inspections					
Actual			75%	100%	79%
Target		100%	100%	100%	100%

How Are We Doing

The OVMEB has not met this target. However, by law and rule, facility inspections are required every 3 years, rather than every 2, so there will be some lag time between those years. As of June 30, 2021, 79% of all veterinary facilities had been inspected.

Completion rate for pharmacy inspections is 98% because they can and have been done remotely.

Factors Affecting Results

Because facility inspections are done in person, COVID and its safety protocols has greatly effected the completion rate during this time. As of January 1, 2022, inspections will resume in-person.

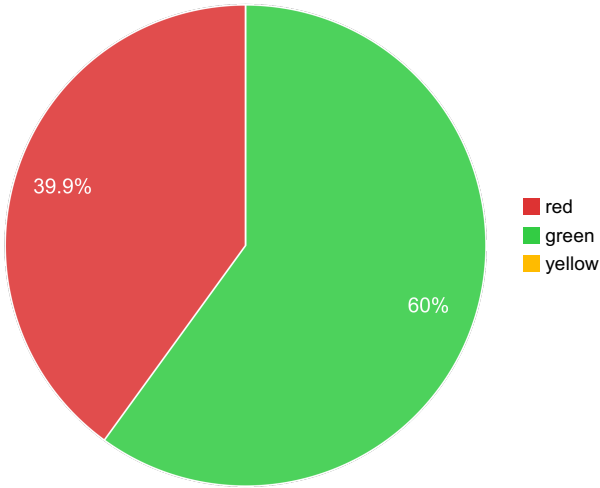
Veterinary Medical Examining Board

Annual Performance Progress Report

Reporting Year 2020

Published: 10/9/2020 10:55:59 AM

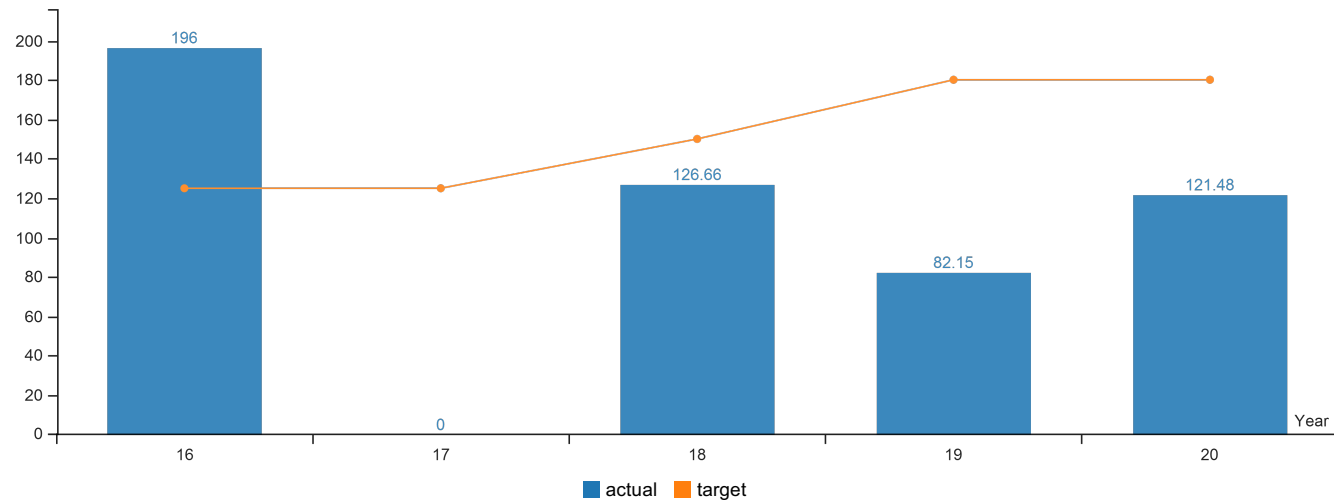
KPM #	Approved Key Performance Measures (KPMs)	98
1	Public Protection - Average time from receipt of a new complaint to completion of the investigation.	
2	Public Protection - Percent of decisions not contested, appealed and/or upheld on appeal.	
3	Customer Service - Percent of customers rating their overall satisfaction with the agency above average or excellent.	
4	BEST PRACTICES - Percent of best practices met by the Board.	
5	Facility Inspections - Percent of registered veterinary facilities inspected not less than once per biennium.	



Performance Summary	Green	Yellow	Red
	= Target to -5%	= Target -5% to -15%	= Target > -15%
Summary Stats:	60%	0%	40%

KPM #1	Public Protection - Average time from receipt of a new complaint to completion of the investigation.	99
	Data Collection Period: Jan 01 - Jan 01	

* Upward Trend = negative result



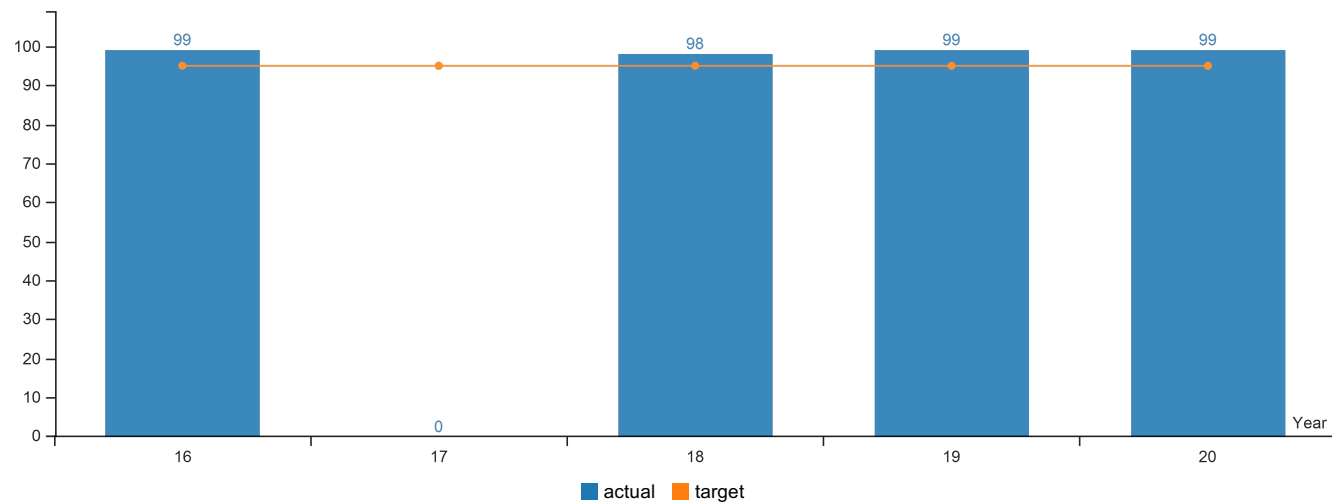
Report Year	2016	2017	2018	2019	2020
Average Time from Receipt of a New Complaint to Completion of Investigation					
Actual	196	No Data	126.66	82.15	121.48
Target	125	125	150	180	180

How Are We Doing

Factors Affecting Results

KPM #2	Public Protection - Percent of decisions not contested, appealed and/or upheld on appeal.	100
	Data Collection Period: Jan 01 - Jan 01	

* Upward Trend = negative result



Report Year	2016	2017	2018	2019	2020
Percent of Decisions Not Contested, Appealed and/or Upheld on Appeal					
Actual	99%	No Data	98%	99%	99%
Target	95%	95%	95%	95%	95%

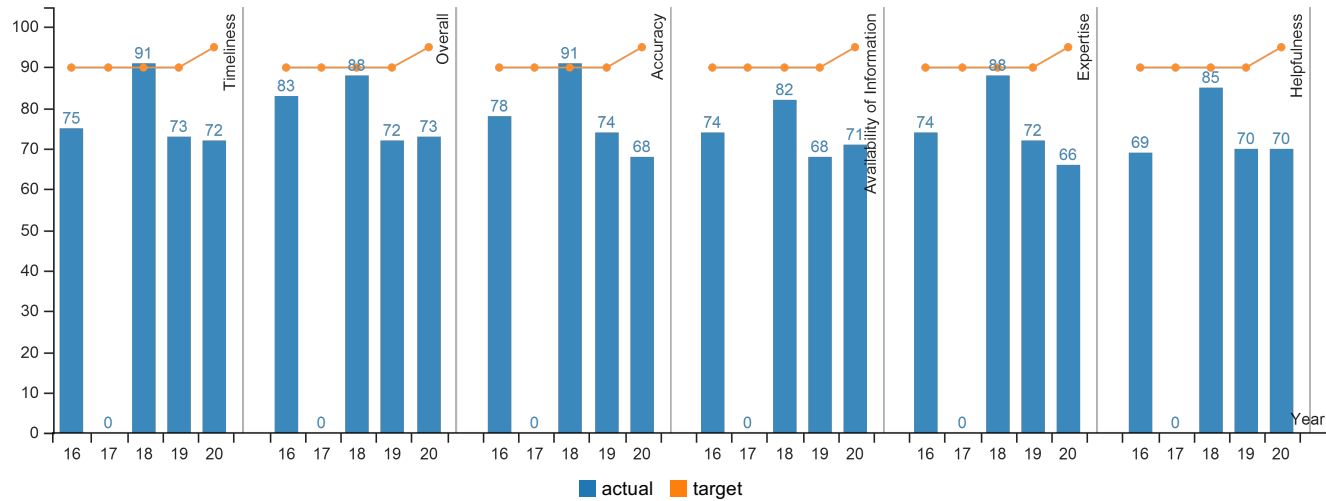
How Are We Doing

Only one decision was contested. An administrative law judge upheld the Board's action and the matter has resolved.

Factors Affecting Results

KPM #3 Customer Service - Percent of customers rating their overall satisfaction with the agency above average or excellent.

Data Collection Period: Jan 01 - Jan 01



Report Year	2016	2017	2018	2019	2020
Timeliness					
Actual	75%	No Data	91%	73%	72%
Target	90%	90%	90%	90%	95%
Overall					
Actual	83%	No Data	88%	72%	73%
Target	90%	90%	90%	90%	95%
Accuracy					
Actual	78%	No Data	91%	74%	68%
Target	90%	90%	90%	90%	95%
Availability of Information					
Actual	74%	No Data	82%	68%	71%
Target	90%	90%	90%	90%	95%
Expertise					
Actual	74%	No Data	88%	72%	66%
Target	90%	90%	90%	90%	95%
Helpfulness					
Actual	69%	No Data	85%	70%	70%
Target	90%	90%	90%	90%	95%

How Are We Doing

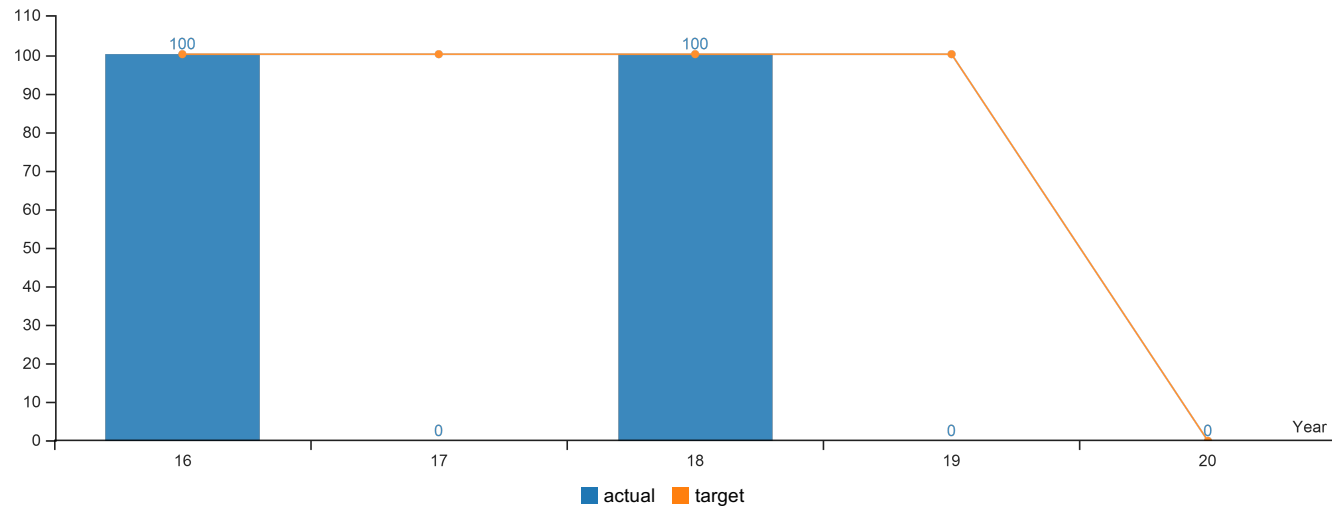
Factors Affecting Results

The Board's interaction with the public is largely through complaint investigation. Since only about 5 percent of complaints received are found to be valid, i.e, relating to a matter the Board regulates through the Veterinary Practice Act, there is a high degree of dissatisfaction with investigation outcomes. Most complaints received concern fees, communication (attitude), or business practices (hours of operation), and these matters are not under the Board's control. ORS 676.176 prevents the Board from explaining to complainants why discipline is not imposed against a licensee.

Licensee dissatisfaction is often registered in response to rules they find onerous, or to perceived unacceptable delays in processing applications. These results are unlikely to change regardless of staff performance.

KPM #4	BEST PRACTICES - Percent of best practices met by the Board.	103
	Data Collection Period: Jan 01 - Jan 01	

* Upward Trend = positive result



Report Year	2016	2017	2018	2019	2020
BEST PRACTICES					
Actual	100%	No Data	100%	No Data	No Data
Target	100%	100%	100%	100%	0%

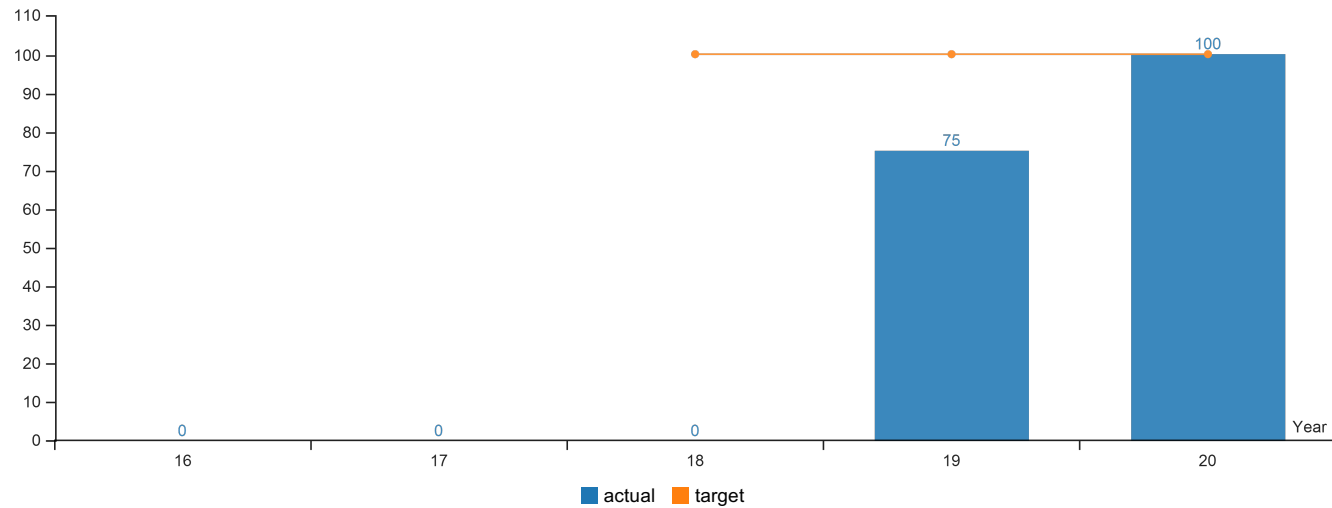
How Are We Doing

The Board responds to all complaints received and conducts meetings in compliance with ORS 183 and all applicable public meeting requirements.

Factors Affecting Results

KPM #5	Facility Inspections - Percent of registered veterinary facilities inspected not less than once per biennium.	104
	Data Collection Period: Jan 01 - Jan 01	

* Upward Trend = positive result



Report Year	2016	2017	2018	2019	2020
Facility Inspections					
Actual	No Data	No Data	No Data	75%	100%
Target	TBD	TBD	100%	100%	100%

How Are We Doing

All 700+ veterinary facilities have been inspected. No significant noncompliance found. Minor noncompliance has been corrected.

Factors Affecting Results

Oregon Veterinary Medical Examining Board (OVMEB) 2021-23 Affirmative Action Summary Statement

Summary of goals and achievements for plan year 2021-23

All staff and Board members are given a library copy of the OVMEB's Affirmative Action Statement for review and reference.

The OVMEB posts the monthly Cultural Awareness Calendar and all staff are encouraged to attend specific events and observe cultural holidays.

Of the OVMEB's 3.75 FTE, one staff member is a native of Guam who shares cultural and dietary perspectives and traditions.

During the plan period the OVMEB will experience two or more board member vacancies. The Board will work with the Governor's policy advisor to ensure a diverse candidate pool for the vacant positions.

The Board has not utilized any new outside vendors or entered into any contracts during the plan period. All current vendors are Affirmative Action employers.

With only 3.75 FTE and low turnover, the OVMEB has few opportunities to undertake diversity staffing considerations. However, in this plan period the OVMEB will experience a change in directorship plus replacement of at least two board members whose terms will expire. In all cases the OVMEB will look for opportunities to further diversify its profile. The Governor's Recommended Budget for the 21-23 biennium will abolish the agency and move the Board and its positions into the Oregon Health Authority, effective July 1, 2022.

Beyond turnover, the OVMEB will continue working with staff and members in review and application of its Affirmative Action policies, including DI/AA meetings; posting and review of the monthly Cultural Awareness Calendar; posting of the approved Affirmative Action Policy Statement and Plan Summary on the OVMEB website; and promoting and following DI/AA policy if new vendor/contract relationships are undertaken.

Jackie Yerby is the Governor's Policy Advisory to the OVMEB. Ms. Yerby is the person one would contact with concerns or issues not appropriate for the director or OVMEB Chair. Ms. Yerby may be contacted as follows:

Ms. Jackie Yerby, Health Care Policy Advisor at Office of Governor Kate Brown
900 Court Street NE, 160 State Capitol
Salem, OR
503.378.6169 jackie.yerby@oregon.gov

The agency Affirmative Action representative has been the executive director. The executive director is retiring 12/31/20. A successor has not been identified.



Lori Makinen, Executive Director

12-3-20

Date



Secretary of State Oregon Audits Division



Veterinary Medical Examining Board The Oregon Veterinary Medical Examining Board's Monitoring of Controlled Substances Needs to Be Strengthened

November 2019
Updated December 2019
2019-40

Secretary of State Bev Clarno
Audits Division Director Kip Memmott



Secretary of State
Oregon Audits Division

Executive Summary

Why This Audit is Important

» The Veterinary Medical Examining Board licenses veterinarians, certified veterinary technicians, and veterinary facilities. The board also investigates public complaints and inspects veterinary facilities for compliance with state and federal regulations.

» The board's mission is to protect animal health and welfare, public health, and consumers of veterinary services.

» Monitoring controlled substances in veterinary clinics can help reduce the risk of diversion and protect animals and public health.

» Performing background checks on veterinarians and veterinary technicians is important to uphold the board's mission and prevent diversion or misuse of controlled substances.

Veterinary Medical Examining Board The Oregon Veterinary Medical Examining Board's Monitoring of Controlled Substances Needs to Be Strengthened

What We Found

1. The Oregon Veterinary Medical Examining Board's inspections of veterinary facilities do not include verification that the federal Drug Enforcement Agency's requirements for controlled substances are being followed. These medications are known contributors to Oregon's opioid crisis. [\(pg. 6\)](#)
2. The board did not conduct background checks on new or renewing licensees, despite a 2014 board resolution to begin doing so. This is in contrast to other health licensing boards in Oregon and other state veterinary boards, which perform background checks. Subsequent to our inquiries, the board adopted rules on October 28, 2019, to conduct background checks. [\(pg. 10\)](#)
3. Veterinarians are exempt from participation in Oregon's Prescription Drug Monitoring Program (PDMP). Their inclusion would contribute to a more complete database of opioid prescribers and could provide useful information to the Oregon Health Authority. Our office issued a performance audit in December 2018 examining the state's PDMP in detail. [\(pg. 12\)](#)

What We Recommend

The board should take action to ensure administrative rules allow for inspections of veterinary facilities to monitor the use of controlled substances; complete the implementation of administrative rules and begin conducting background checks; and work with both the Oregon Health Authority and the state Legislature to require that veterinarians participate in the state PDMP.

The board agreed with all of our recommendations and has recently initiated rule changes to implement changes. Their response can be found at the end of the report.

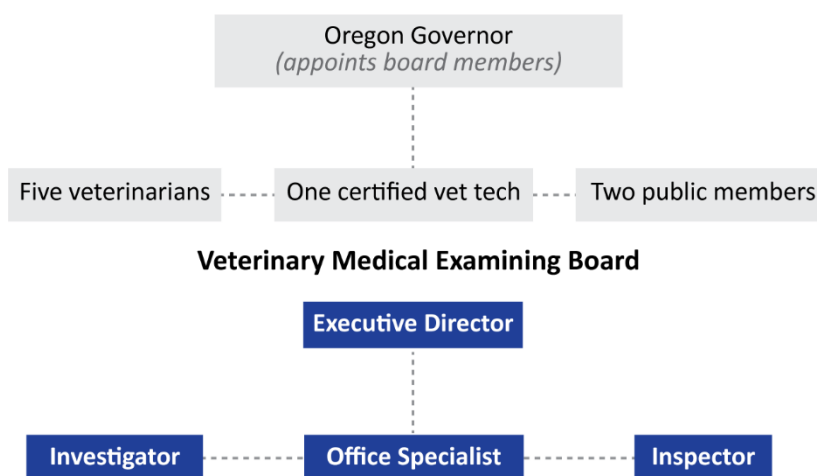
Introduction

The Oregon Veterinary Medical Examining Board is responsible for regulating veterinarians and veterinary facilities. The board's mission is to protect animal health and welfare, public health, and consumers of veterinary services.

Veterinary clinics range from large hospitals to single-veterinarian mobile practices, the majority of which prescribe and dispense drugs that are controlled substances. These drugs are used for surgical procedures, administered during in-clinic treatments, or dispensed for animal patient home use.

Oregon is in the midst of an opioid epidemic and the Governor has indicated that addressing the issue is a high state priority.¹ While much of the focus has been on medical doctors and pharmacists, doctors of veterinary medicine prescribe and dispense many of the same controlled substances used by human practitioners, including opioids.

This audit focused on whether the board is meeting its mission to protect the public health with regard to controlled substances.



The board licenses and regulates veterinary professionals

The board was established in 1903 to test, license, monitor, and regulate practitioners of veterinary medicine in the state. The board consists of eight members, appointed by the Governor and approved by the Senate. Five of the eight board members are licensed veterinarians, one is a certified veterinary technician, and the remaining two are public members.

The board is one of six independent health-related licensing boards. Each board operates in essentially the same manner, issuing and regulating their particular licenses according to their statutory guidelines. The other five boards are the Board of Examiners for Speech Pathology and Audiology, the Board of Naturopathic Medicine, the Mortuary and Cemetery Board, the Occupational Therapy Licensing Board, and the Board of Medical Imaging.²

¹ Office of the Governor, State of Oregon; [Executive Order No. 18-01](#), "Building Oregon's Commitment to Addiction Prevention, Treatment, and Recovery Priorities, and Setting Deadlines for Statutory Requirements, and Declaring a Public Health Crisis"; signed March 27, 2018.

² These boards, because of their size and similar nature, are grouped together in one agency. Other health-related boards, such as the Oregon Medical Board and the Oregon Board of Dentistry, operate as individual agencies.

The board's 2017-19 legislatively adopted budget includes four budgeted positions: an executive director, a facility inspector, an investigator, and a part-time administrative staff. For 2017-19 the board is funded by approximately \$973,220 in annual revenue from veterinarian license, application, and examination fees, and veterinary facility registration fees.

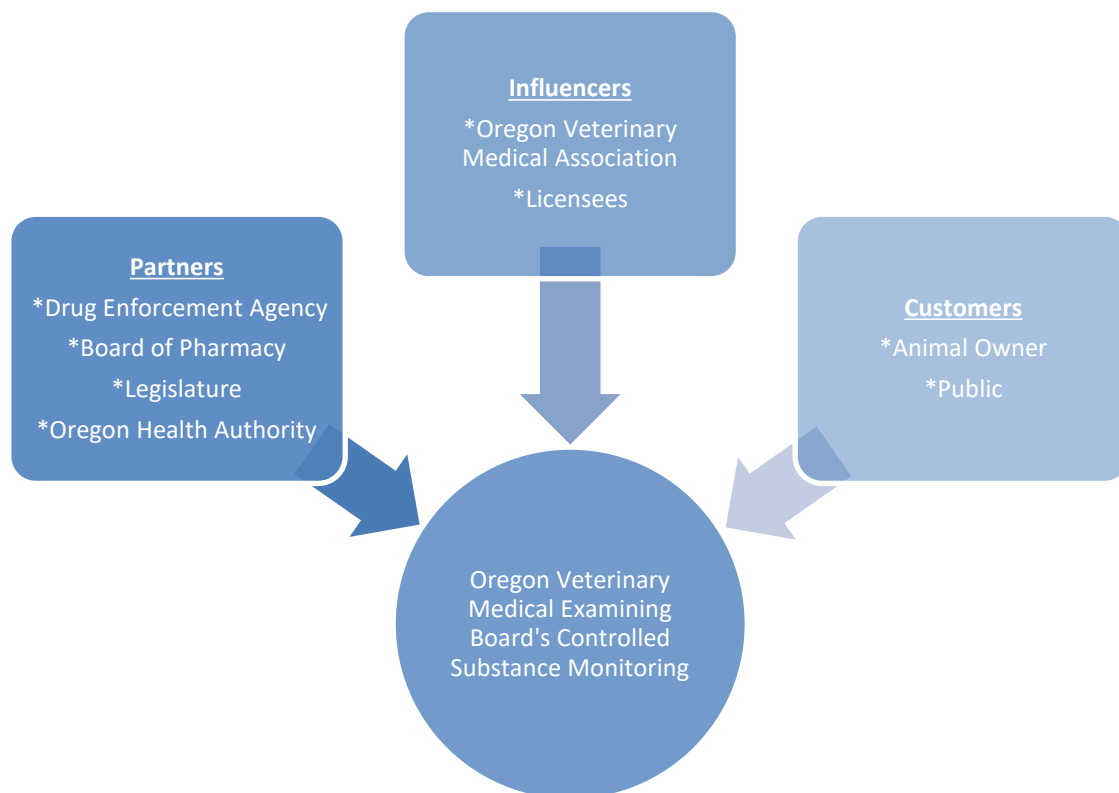
Primary board functions include the licensing of veterinary professionals and facilities, investigating public complaints against licensees, and inspecting veterinary facilities for compliance with state and federal requirements. The board currently licenses more than 650 veterinary facilities and approximately 4,000 veterinarians and certified veterinary technicians.

The board's authority comes from the Veterinary Practice Act.³ The act defines who is required to be licensed, what constitutes the practice of veterinary medicine, qualifications for licensing, and continuing education requirements. The act also defines unprofessional or dishonorable conduct and states that the board may discipline any permit or license holder for such acts. The board develops and maintains rules under which licensees practice, codified under Oregon Administrative Rules chapter 875.

Several stakeholders play a role in board operations

Several entities play a role in the board's mission to protect the public health with regard to controlled substances as shown in Figure 1. Two of the board's main stakeholders include the federal Drug Enforcement Administration (DEA) and the Oregon Veterinary Medical Association (OVMA).

Figure 1: Several stakeholders play a role in board operations



³ [ORS 686.210](#) establishes the Oregon State Veterinary Medical Examining Board. Chapter 686 of Oregon law more generally is referred to as the Veterinary Practice Act.

The DEA's primary responsibility is to enforce the Controlled Substances Act.⁴ One of the responsibilities of the DEA Office of Diversion is to investigate complaints of suspected diversion of controlled substances; they receive about eight to ten complaints each month of which two to three pertain to veterinarians and veterinarian practices. Diversion with respect to controlled substances is re-routing these drugs from their intended, legal purpose to other uses. Diversion occurs when a person fakes illness or injury or intentionally injures themselves or others to obtain a prescription. The board has a responsibility to ensure DEA regulations over controlled substances are followed.

As a regulatory entity, the board has a relationship with and is influenced by the OVMA, a professional association that exists to promote and protect the interests of the veterinary profession. The OVMA seeks to influence legislation to benefit their members. According to the OVMA website, 80% of Oregon veterinarians in active practice are members of the organization.

Oregon's opioid crisis has focused attention on medical doctors and pharmacists, but veterinarians also prescribe controlled substances

Opioids are extremely addictive and opioid-related deaths are still rising

Opioids are controlled substances⁵ that act on receptors in the brain and are widely used to control pain; however, they are also highly addictive and pose significant danger when misused. Heroin, morphine, and opium are natural opiates derived from the poppy plant. Synthetic opioids are made in a laboratory and include drugs such as fentanyl and tramadol. Some opioids, such as heroin, have no currently accepted medical use and a high potential for abuse and are therefore illegal. Others, such as oxycodone or fentanyl, can be legally prescribed, but are often sold or obtained illegally.

Widespread misuse and abuse of opioids has led to a public health crisis in the United States. The National Center for Health Statistics reported 341 opioid-related deaths in Oregon from November 2017 to November 2018, which translates to 28 Oregonians dying from opioids every month. According to the Centers for Disease Control and Prevention, drug overdose deaths, including those involving opioids, continue to increase in the United States. The rate of opioid overdose deaths has more than doubled since 2007 (see Figure 2).

Addiction is a public safety issue that continues to plague Oregon. Three out of every five prescriptions written in the state, or 60%, are for schedule II-IV opioids.⁶ In addition, Oregon has some of the highest rates in the country of addiction involving vulnerable populations, including teens, seniors, and those with mental health issues. Addiction has been shown to exacerbate homelessness and crime. Drug addiction is also expensive. In 2015, annual costs related to opioid addiction were \$1,413 per Oregonian, or 2.46% of Oregon's gross domestic product.⁷

Executives, legislators, and state agencies have issued declarations, passed laws, and strengthened guidelines in an attempt to stem the tide of opioid addiction. The Oregon Prescription Drug Monitoring Program (PDMP) is one component of the Oregon Health Authority's "Opioid Initiative," launched in 2015, to address the opioid crisis.

The PDMP facilitates collection of drug prescribing data that can be used by the Oregon Health Authority to develop strategies and policies, allowing the agency to determine whether their

⁴ The Controlled Substances Act of 1970 is codified in Title 21 of the United States Code, Chapter 13. Related regulations are in the Code of Federal Regulations, Title 21, Chapter II, Parts 1300-1399.

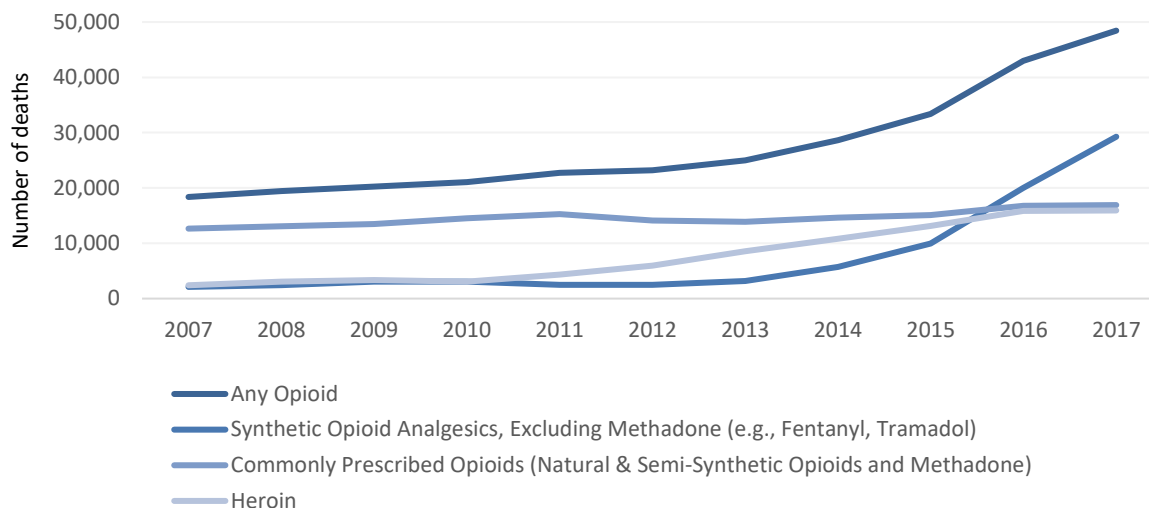
⁵ Controlled substances are drugs and other substances, including opioids, identified with potential for abuse or dependence, and as a result their manufacture, distribution, and use is highly restricted or illegal under the Controlled Substances Act.

⁶ Centers for Disease Control and Prevention website, U.S. State Prescribing Rates, 2017.

⁷ Alex Brill, "New State Level Estimates of the Economic Burden of the Opioid Epidemic", AEI, January 16, 2018.

actions are effective. The PDMP is a tool used by pharmacists and other medical professionals to identify unusual prescribing patterns and prevent individuals from obtaining prescriptions for illicit use.

Figure 2: The rate of opioid overdose deaths has more than doubled since 2007



Source: Centers for Disease Control and Prevention, Opioid Data Analysis and Resources

Veterinarians purchase their controlled substances directly from suppliers and manufacturers, much like pharmacists. However, unlike pharmacists, they are not required to independently report this information to the PDMP or query the data in PDMP when dispensing prescription drugs. Our office issued a performance audit in December 2018 examining the state's PDMP system; in that audit, we recommended including veterinarian prescriptions in the information to be collected by the PDMP.⁸

Diversion of controlled substances can occur through veterinary practices

Those who prescribe, dispense, and administer controlled substances are required to register with the DEA and maintain a strict accounting for all distributions. Logs should include the drug type, dosage, patient name, and number of pills dispensed. Controlled substances must be stored in a locked cabinet and a detailed physical inventory should be performed at least every two years. The drug dispensing information should correspond to patient records. For a minimum of two years, practitioners must maintain copies of DEA order forms (used to order controlled substances from distributors), copies of invoices for drug orders, and records of transfers of controlled substances to other DEA registered practitioners.

Those who work in occupations with access to controlled substances can steal drugs, write fake prescriptions, and alter records to hide missing inventory if internal controls are not sufficient to prevent or detect such actions. All of these diversion activities have been known to occur in the veterinary field.

Veterinary practices often function as both doctor and pharmacy. Drugs are stored on site for surgical procedures administered in the clinic, or dispensed for clients to take home for their pet. Veterinary practices, which can range from large hospital settings to single-veterinarian mobile practices, vary in their capacity to meet the DEA requirements. Small practices may only have one person ordering the drugs, entering them into logs, and recording use of the drugs on a

⁸ Report no. [2018-40](#); "Constraints on Oregon's Prescription Drug Monitoring Program Limit the State's Ability to Help Address Opioid Misuse and Abuse," December 2018; recommendation no. 12(c)

pet's medical chart. In some cases, DEA regulation may not be followed at all. There is little hands-on training available on the subject, compliance with regulations is not monitored on a consistent basis, and some practices find the regulations cumbersome and view them as unnecessary.

Controlled substances prescribed in veterinary medicine are identical to those used in human medicine, even though differences exist between animal and human physiology. Tramadol and fentanyl, for example, are used to treat moderate to severe pain in many species of animals. Ketamine is used as an anesthetic agent. Hydrocodone can be used to treat coughing in dogs. Alprazolam (Xanax®) and diazepam (Valium®) are used to treat anxiety, panic disorders, and seizures. These are all drugs used for human medical treatments and favored by drug addicts. According to the Centers for Disease Control and Prevention, overdose deaths from synthetic opioids (e.g., tramadol and fentanyl) have had the sharpest rise in recent years.

Since many dogs, cats, and other animals have lower weights and higher metabolisms, they may require lower drug strengths, or dosages of drugs, than humans. However, smaller dosages can be combined to provide enough strength to get a human high.

We conducted a survey of veterinary facilities that showed that over 23% of respondents have seen an increase in the number of customers exhibiting doctor shopping behaviors in the last three years, including suspicious pet injuries. The survey results mirrored those of a survey conducted by the Colorado School of Public Health.⁹ Just over 15% of respondents suspected a co-worker of having a controlled substance issue or of diverting medications to themselves or others in the last three years. Additional survey results are covered in greater detail later in this report.

According to the president of the National Alliance for Model State Drug Laws: "Those misusing or selling drugs for nonmedical purposes tend to take the path of least resistance. As states close routes to obtaining medications, addicts and sellers will choose others." One such route could be the veterinary industry, where insufficient controls and lax monitoring increase the risk of diversion occurring. Therefore, if a significant veterinary diversion problem does not exist now, the risk is high that one will develop in the current climate, with the advent of the PDMP and other barriers to obtaining opioids.

⁹ Derek S. Mason, Liliana Tenney, Peter W. Hellyer, Lee S. Newman, "Prescription Opioid Epidemic: Do Veterinarians Have a Dog in the Fight?", *American Journal of Public Health* 108, no. 9 (September 1, 2018): pp. 1162-1163.

Audit Results

We found the Oregon Veterinary Medical Examining Board is not proactively managing the risk of controlled substance diversion in Oregon. We identified three main areas for the board to address. To begin with, the board needs to improve its inspection process. The board developed veterinary facility inspection rules, but neither the rules nor the inspection process includes a review of invoices for drug orders, patient records, or other required DEA documentation. The board only investigates if there are complaints involving diversion, but has few processes in place to identify risks involving inappropriate use of controlled substances. During the course of the audit, the board had not determined what action it would take against a fast approaching deadline pertaining to Board of Pharmacy rules over inspections.

Second, although background check rules were proposed and approved by the board in 2014, rules were not adopted until October 28, 2019. Lastly, the board has not taken a position on whether to include veterinarians in the PDMP.

Without proactive measures, the board's mission is undermined and the possibility of controlled substance diversion is heightened, putting both the public health and the welfare of animals at increased risk.

Incomplete inspections of veterinary facilities increase the risk of diversion

The board established its current facility inspection process as a result of amendments the Legislature made to the Oregon Veterinary Practice Act in 2015. Prior to this, the board only conducted inspections in response to complaints. The board recognized that without inspections, facilities could fall short of minimum cleanliness and safety standards, so the board requested these statutory changes.

Over the years, non-veterinary ownership of facilities has become more prevalent as it allows greater opportunity for veterinarians wishing to expand ownership or sell their practices upon retirement. By requiring all veterinary practices to register as facilities, the board has the authority to regulate all facilities, whether or not they are owned by a veterinarian.

The 2015 amendments enabled the board to conduct regular facility inspections and investigate issues or complaints against facilities that were not owned by veterinarians. Prior to the amendment, the board could enforce rules against veterinarians but had no ability to enforce rules against a facility owned by a non-veterinarian. In 2017, the board hired a facility inspector and began inspections of veterinary facilities.

Inspections of veterinary facilities focus on safety, cleanliness, and sanitation, but do not include review of controlled substance logs

The board used an inspection checklist from the state of Virginia as a model for its own checklist, but did not include Virginia's detailed steps related to controlled substance and patient record review. The board excluded these steps because it believes they are not within its authority. The current checklist focuses primarily on best practices for safety, cleanliness, and sanitation, which includes verifying controlled substances are properly stored in a locking cabinet and that expired drugs are separated and not sold. The board's inspection procedures are not designed to detect diversion, which is known to be a problem with some Oregon veterinarians.

The DEA enforces the Controlled Substance Act, which requires strict accounting for controlled substances. According to the DEA, they do not have the resources to perform regular facility inspections to ensure compliance, so they rely on the states to conduct regular inspections. In relation to veterinary practices, the DEA's role is to investigate only if they have reason to believe a violation has occurred (i.e., a public complaint or report from the board). Only 3% of

our survey respondents indicated they have had a facility inspection by the DEA in the last three years.

Since the board determined it does not have authority to monitor for controlled substances, board inspections do not include compliance with all DEA requirements. The board's inspector must adhere to the limited checklist and is at a distinct disadvantage to discover, note, or address controlled substance violations or irregularities. For example, if during an inspection the inspector suspected the veterinarian was hiding or manipulating the opioid stock, the board contends its inspector would not be able to comment on or note this suspicious behavior for further follow up because of specific instructions to focus only on verifying that controlled substances were locked up. In addition, the inspector would not be allowed to review controlled substance documentation that would have shown if there were any missing pharmaceuticals.

The board has not taken sufficient action to ensure its authority allows for inspection of controlled substances

The board contends its current inspection authority, as spelled out in law and rule, does not allow inspecting veterinary facilities for DEA requirements related to handling of controlled substances. Yet the board has not taken action to amend its administrative rules to permit inspections of controlled substances.

Current law allows the board to adopt certain rules for facility registration and renewal procedures, to establish fees, and to define health and safety standards, which includes rules for monitoring of controlled substances. Current administrative rules for veterinarians and veterinary facilities state "all biological substances shall be stored, maintained, administered, dispensed and prescribed in compliance with federal and state laws and manufacturers' recommendations."¹⁰ The board contends that since this requirement is included in a rule for veterinary practice standards and not specifically stated in the rule for veterinary facilities and licensees,¹¹ the board would assume legal risk if it inspected facilities for controlled substances.

As a result, the board specifically scopes inspections so that the inspector adheres to a checklist that does not allow for monitoring of controlled substances (see Appendix B). Because the board is not seeking amendments to its rules so they align with federal requirements for administering, dispensing, and prescribing controlled substances, it is not meeting its mission to protect the public.

Amending administrative rules to enhance inspections takes time, as it involves writing proposed rules, holding a hearing, obtaining feedback from interested parties, making any necessary revisions, and implementing the rules. However, in this particular instance, the process is even more onerous due to a recent requirement to involve a specially formed rules advisory committee.

When the Legislature was considering granting authority to the board to register and regulate veterinary facilities as part of the 2015 legislative process, the OVMA successfully presented testimony to have the bill amended to require convening a rules advisory committee prior to the board's approval of any addition or change to facility inspection rules. The advisory committee requirement is in place until January 2020 and mandates the committee consist of a diverse group.¹² According to the board's executive director, due to difficulty in meeting this additional

¹⁰ Oregon Administrative Rule [875-015-0030\(7\)\(a\)](#)

¹¹ Oregon Administrative Rule [875-015-0020](#)

¹² Oregon Revised Statutes [686.210](#), Section 7, requires that the advisory committee include representatives of the following: a rural veterinary facility, an urban veterinary facility, a mixed animal practice, a large animal practice, a nonprofit animal shelter, a nonprofit caring for indigent animals, the OSU College of Veterinary Medicine, a certified veterinary technician (or individual who represents a veterinary technology program offered in the state and accredited by the American Veterinary Medical Association), two current members of the board, and one former member of the board.

requirement, the board did not take action to revise its administrative rules to include administering, dispensing, and prescribing controlled substances.

Since 2017, the board has initiated 78 investigations in response to complaints. At least seven of those investigations, or 9%, involved diversion of controlled substances by veterinarians or veterinary staff. When conducting an investigation where the board inspector suspects diversion has occurred, the inspector passes that information to a local DEA agent in Portland to investigate and determine whether diversion did occur. The agent estimates that 20% to 30% of their caseload is veterinary-practice related.

A more robust inspection process would help the board identify diverters so they could be investigated and disciplined. In addition, if record keeping deficiencies are found, the inspection process provides an opportunity to educate veterinary facility personnel on proper practices for maintaining DEA required records.

The board must change its inspection processes by 2021 or become subject to the Board of Pharmacy's inspections

The board's inspection process also falls short of the more rigorous inspections conducted by the Board of Pharmacy for controlled substances. The board has until June 2021 to align its rules and controlled substance inspection process with the Board of Pharmacy or its controlled substance inspection responsibilities could be transferred to the Board of Pharmacy. During the course of the audit, the veterinary board had not determined what action it plans to take.

In 2013, the state Department of Justice issued a final opinion that medical practice sites with dispensing practitioners (such as veterinary clinics) are subject to Oregon Board of Pharmacy dispensing practitioner drug outlet (DPDO) registration requirement.¹³ The Board of Pharmacy began working with other agencies and stakeholders to establish rules to regulate DPDOs. The Notice of Proposed Rule-making, filed in January 2017, provides an explanation for these new rules:

"Prescription drug dispensing has changed significantly in the last 5 years with increased access outside the pharmacy model. The process is also more sophisticated around the access to drugs, compounded drugs, supply and the chain of custody; i.e. how drugs are acquired, stored, labeled, when they expire etc. The Board of Pharmacy is charged with the regulation of the practice of pharmacy, as well as the risks and public safety related to the distribution of prescription drugs. Practitioner Dispensing Drug Outlets are not currently regulated or inspected as all other dispensing locations. The Board wants to facilitate and ensure safe dispensing practices occur for the public."

The rules became effective December 1, 2017, and require DPDOs to register and be inspected on an annual basis.

Based on the Department of Justice opinion, since veterinary facilities dispense controlled substances, they meet the definition of a DPDO and would be subject to these rules and inspections. However, veterinarians expressed concerns to the Board of Pharmacy during the rule-making process that the DPDO rules would constitute an undue burden on their practices, such as additional fees and inspections. The board requested a waiver, and was allowed an exemption from the registration requirements on the condition that the board's controlled substance inspection process mirror the Board of Pharmacy's.

¹³ Oregon Department of Justice Opinion Request [OP-2013-1](#), February 6, 2013.

The board has until June 2021 to comply. At the time of this report, the board's inspection process encompassed only a few limited portions of two of the Board of Pharmacy's 11 specific areas of compliance related to controlled substances, which are documented in Appendix B. The new administrative rules need to be written and approved, and an inspector needs to be trained in DEA controlled substance requirements by the June deadline.

In May 2019, the board's executive director stated they had not determined what action to take and indicated it might be easier if the responsibility for controlled substance inspections was transferred to the Board of Pharmacy, as their inspectors are registered pharmacists trained to monitor DEA documents and review patient records for compliance and signs of diversion. However, the shift would mean veterinary facilities would have to register separately with the Board of Pharmacy and have a separate facility inspection on an annual basis — resulting in additional costs and inspections for veterinarians and veterinary facilities. Meanwhile, veterinary practices are not being monitored for compliance with controlled substance requirements by the veterinary board, the DEA, or the Board of Pharmacy.

Non-compliance with controlled substances is a risk at Oregon veterinary facilities

We reviewed examples where two Oregon veterinarians received stipulated final orders in April and May 2019 related to Controlled Substance Act violations. Both voluntarily surrendered their licenses and are now prohibited from practicing veterinary medicine in Oregon.

Details of the investigations are confidential in accordance with ORS 676.175.

Many other states inspect for controlled substances as part of their facility monitoring process



California has extensive inspection procedures that apply to veterinarians handling controlled substances. Their inspection process covers 42 areas, including drug security controls and drug logs. In addition, California requires that veterinary assistants who have access to controlled substances hold a Veterinary Assistance Controlled Substance Permit. The permit holder is required to wear a badge displaying the required information.



In addition to keeping controlled substances in a secure location, Arizona inspects the facility's dispensing logs, and requires separate inventory logs of each substance linking purchases to specific invoice numbers. The logs are required to contain the drug name, strength, and amount of each substance; the name of the animal and owner; who dispensed or administered and when; and a running balance of the controlled substance available. The latter requirement in particular makes it very easy to verify the accuracy of the facility's recordkeeping.

We found similar facility inspection processes in Florida, Nevada, New Mexico, North Carolina, Virginia, and West Virginia.

Strengthened inspections are a proactive and effective way for the board to combat diversion

Controlled substance diversion is a problem in the veterinary industry, one that is compounded by a lack of oversight related to diversion. In October 2018, an Oregon veterinarian was arrested on charges of menacing and coercion. The charges stemmed from threatening an employee with a gun and tampering with drug records. The DEA and other authorities also investigated allegations of diverting opioids, falsifying drug records, and being abusive to animals under veterinary care. The board subsequently denied the veterinarian's 2019 license renewal pending

resolution of the criminal charges. Had a thorough inspection of drug ordering and dispensing records occurred, the diversion activity may have been detected sooner.

Responses to our survey indicated diversion related to client doctor shopping is likely occurring; however, the larger risk of diversion appears to be through veterinarians and their staff. Almost 9% of the complaints brought to the board in the past three years were related to controlled substance diversion by veterinarian staff.

A thorough and periodic inspection of DEA required documentation would bring a multitude of benefits. It would highlight areas where veterinary practice training is needed in documenting controlled substances. It could uncover current diversion and could deter further diversion by making it more difficult for diversion to continue without being detected.

The board recently initiated action for more thorough inspections

Despite the board's opinion that they could not change the administrative rules related to facility inspections without convening an 11-member rules advisory committee, rules were drafted and proposed on October 29, 2019. On the proposed rules notice, it indicates that input from the OVMA was sufficient to justify not consulting with a rules advisory committee.

The board does not require criminal background checks

Unlike other health licensing boards in Oregon, the Veterinary Board only requires self-reporting of criminal history

Criminal background checks can help protect public safety and animal welfare by alerting the board to applicants that have drug-related arrests and convictions prior to issuing or renewing a veterinary license. Of the six health-related licensing boards, the Veterinary Medical Examining Board is the only board that does not require background checks.

Instead, the board requires licensees to indicate on their license applications and renewals if they have been charged or convicted of a crime. A positive response triggers a review of the applicant's background to determine whether the license should be renewed or other action taken. Those who fail to self-report a conviction are subject to civil penalties or other sanctions.

The American Association of Veterinary State Boards created a Practice Act Model, which recommends boards require veterinary licensee applicants provide a full set of fingerprints for the purpose of obtaining criminal records checks.

To date, 17 states, including Washington and California, require background checks on veterinary licensees. These are primarily states that, like Oregon, have significant issues with opioid addiction.

Despite earlier opposition, the board recently initiated action to conduct background checks

The board voted unanimously to adopt rule amendments for criminal background checks on October 14, 2014, after considering audit recommendations in a report our office released earlier that year.¹⁴ The 2014 rules were never adopted.

According to the board's executive director, the board did not initiate background checks in 2014 because of the negative feedback received from respondents in the public comments stage of rule-making. We examined the public comments and found that out of twelve responses, five

¹⁴ Report no. [2014-06](#): "Health Professional Regulatory Boards: General Review"

respondents opposed the rule change, four were in favor, and three had questions about the proposed rules or unrelated comments.

According to the board's executive director, the OVMA also opposed the rule amendments to adopt criminal background checks. During a July 2014 board meeting, the OVMA stated that online comments it received by OVMA members did not support adoption. During interviews with board members and staff, some indicated that conducting background checks on veterinarians and their staff was either not necessary because veterinarians go through four years of schooling and there are very few problems in the veterinary industry; or, in the case of veterinary technicians, it is the responsibility of the employer.

In contrast, our survey found widespread support among veterinarians and veterinary technicians for background checks. When asked whether they believed that veterinarians should be subject to a criminal background check before beginning practice in Oregon, 72% of respondents said yes. With respect to background checks for veterinary technicians, 70% of respondents said yes. In addition, the majority of respondents (59%) said they believed it was the responsibility of the board to conduct those background checks.

Survey respondents support background checks

Our survey found **72%** of respondents supported criminal background checks for veterinarians and **70%** support for background checks for veterinary technicians.

The need for background checks becomes even more important considering the fact that the DEA issues controlled substance registration numbers based on whether the board issued a license to the veterinarian. The DEA assumes that the applicant has been properly vetted by the board and found to have no history of controlled substance diversion. The DEA looks into an applicant's background only if they self-disclose a felony drug charge or conviction.

Not performing due diligence, including background checks, increases the risk of noncompliant veterinarians and diversion of opioids. Given the board's application process, individuals who engage in these activities could gain a professional license that allows them to apply for DEA registration. That, in turn, would enable them to prescribe, dispense, and directly order controlled substances, thereby increasing the risk of controlled substance diversion to the public.

The board recently took action to address this concern. On July 23, 2019, the board filed proposed administrative rules to implement background checks for veterinarians and veterinary technicians.¹⁵ As proposed, the rules will allow the board to conduct background checks on initial and renewing applicants and require applicants to provide any police and court records for any arrests and convictions. The rules were adopted on October 28, 2019. The new rules state the board may conduct background checks on intern, initial, and renewing license applicants and on initial and renewing CVT license applicants. According to board management, staff were instructed to begin conducting background checks on new applicants in November 2019.

Veterinarians are exempted from participating in Oregon's Prescription Drug Monitoring Program

Oregon's PDMP is designed to promote public health and safety and help improve patient care by providing information to better manage patients' prescriptions. It was also developed to help ensure the appropriate use of prescription drugs. During the course of the audit, the board had

¹⁵ Notice of Proposed Rulemaking, Chapter 875, Veterinary Medical Examining Board, published in the Oregon Bulletin for August 2019. (<https://secure.sos.state.or.us/oard/displayBulletins.action>)

not taken a position on whether to include veterinarians in the PDMP. Currently, veterinarians are not required to participate or query the data when dispensing prescription drugs.

Prescription monitoring programs are in place in 49 states, Puerto Rico, Guam, and the District of Columbia. While all states with programs require pharmacies to report, as of July 2019, just 19 required dispensing veterinarians to report controlled substances. Oregon is not among them.

Our survey of veterinarians and veterinary technicians found the majority of respondents were in favor of some level of involvement with the PDMP. Slightly more than half of survey respondents said they would be willing to report dispensed controlled substances to the PDMP and 89% said they would be willing to query the PDMP if they suspected a customer may be diverting controlled substances from their animal. Additionally, 74% said they would be willing to write prescriptions for scheduled drugs in lieu of directly dispensing them, which would result in the filling pharmacy entering the information the PDMP.

Participation in PDMP aids in gathering more complete data on controlled substances

Adding veterinarian prescriptions to the PDMP will improve its usefulness as a complete database of prescribers of controlled substances. Although this requirement may not deter all diversion and may require more effort by veterinarians, it will help determine the prescribed controlled substance volume, identify potential prescribing and dispensing issues, and contribute to the board's mission of protecting public health.

The addition of veterinarians would give the Oregon Health Authority a clearer picture of controlled substances being prescribed and dispensed in the state, and provide a tool for veterinarians to detect and prevent drug diversion through their practices. Our office issued a performance audit examining the state's PDMP system in detail, in which we recommended including veterinarian prescriptions in the information to be collected by the PDMP.¹⁶

When implementing any new process, there may be inefficiencies and challenges. However, when considering public health and the extent of the opioid crisis in Oregon, all reasonable efforts to thwart the epidemic should be seriously considered. The board and its stakeholders need to consider the needs of Oregonians in addition to the impact to their specific responsibilities.

OVMA opposition

On their website, the OVMA states their position against monitoring of veterinary prescriptions for controlled substances:

"An increasing number of states have adopted an onerous and burdensome reporting program for controlled substances ... Veterinary clinics in Idaho and Washington, among several other states, must comply with similar-enacted laws, all of which are cumbersome and costly. The OVMA will continue to monitor this and seek an exemption for veterinary practices if rules are proposed in Oregon."

¹⁶ Report no. [2018-40](#); "Constraints on Oregon's Prescription Drug Monitoring Program Limit the State's Ability to Help Address Opioid Misuse and Abuse," December 2018; recommendation no. 12(c)

Recommendations

Strengthened inspections, background checking licensees, and helping to provide more complete PDMP data is the most effective course of action for addressing controlled substance diversion in the veterinary community.

Strengthening inspections would put an emphasis on controlled substance monitoring in the practice setting, allowing veterinarians and managers to identify diversion sooner. This would also allow the inspector to proactively identify diversion, rather than the more reactive method of responding to a complaint.

Background checks in and of themselves may prevent those with arrests or convictions from even applying for a license and would eliminate the risk of someone with a diversion-related felony arrest or conviction being licensed and having access to controlled substances. Adding veterinarian prescriptions to the PDMP would improve its usefulness as a complete database.

We recommend the Oregon Veterinary Medical Examining Board take the following actions to more effectively monitor controlled substances:

1. Take action to ensure administrative rules allow the board to inspect veterinary facilities to monitor controlled substances, ensuring inspections comply with required DEA documentation.
2. Complete the implementation of proposed administrative rules and begin conducting background checks on all new and renewing veterinary and certified veterinary technician licensees.
3. Work with the Oregon Health Authority and the state Legislature to require veterinarians to participate in the state PDMP.

Objective, Scope, and Methodology

Objective

The objective of this audit was to determine whether the Oregon Veterinary Medical Examining board is upholding the tenets of its mission: to protect animal health and welfare, public health, and consumers of veterinary services.

Scope

This audit focused on proper inspection and monitoring of veterinary controlled substance prescribing and dispensing.

Methodology

To address our objective, we interviewed key staff and members of the board, including the executive director, several board members, the investigator, and the inspector. We also interviewed the executive director of the OVMA, a Portland DEA Diversion Agent who works with the board, a practicing veterinarian, and the compliance director from the Oregon Board of Pharmacy. We developed a survey of questions to elicit the opinions of Oregon veterinarians about the board's processes. We also requested their views on whether veterinarians and technicians should be subject to background checks, the extent of the veterinary role in the opioid crisis, and use of the PDMP.

We accompanied the facilities inspector on inspections of a nonprofit practice affiliated with an animal rescue and a small veterinary practice. We obtained information from other states regarding their practices for facility inspections to establish best practices nationwide. We also traced the development and implementation of House Bill 2474 (2015 legislation), which established facility registrations, and reviewed the board's presentation to the legislature and testimony made during that process.

We attended a board meeting, reviewed minutes of board meetings, board policies and procedures, Oregon Revised Statutes, and Oregon Administrative Rules that relate to the board. We traced the history of background check discussions during board meetings, proposed administrative rules, and public comments regarding rule changes.

Our team also reviewed complaint files processed since 2017, documenting the total number of complaints, type of complaint, and how each was resolved. We identified which complaints were specifically related to controlled substance abuse or diversion.

We developed and emailed a survey to 623 licensed veterinarians and veterinary technicians. We received 222 responses to our survey, which is documented in appendix A. We also received numerous written comments that help explain some of the respondents' concerns.

We conducted this performance audit in accordance with generally accepted government auditing standards. Those standards require that we plan and perform the audit to obtain sufficient, appropriate evidence to provide a reasonable basis for our findings and conclusions based on our audit objective. We believe that the evidence obtained and reported provides a reasonable basis to achieve our audit objective.

We sincerely appreciate the courtesies and cooperation extended by members and employees of the Oregon Veterinary Medical Examining Board during the course of this audit.

Appendix A: Survey Results in Detail

The audit team developed a survey to inquire about the following topics:

- Licensee Type
- New license application process
- Renewal license application process
- Complaint process
- Accessibility and user friendliness of the Board's Website
- Background checks
- Controlled substances and diversion
- Prescription Drug Monitoring Program usage
- Board inspections

Auditors used SurveyMonkey to develop and complete the survey. Using a list of facility emails provided by the Oregon Veterinary Medical Examining Board, we sent the survey to 623 facilities. We received 222 responses, a 35.6% response rate. Of the total responses, 211 were licensed veterinarians and 11 were certified veterinary technicians. The survey included 38 questions, six of which required open-ended responses. To preserve the anonymity of the respondents, the open-ended responses have not been included.

Question 1: I am a:

Licensed veterinarian: 95%

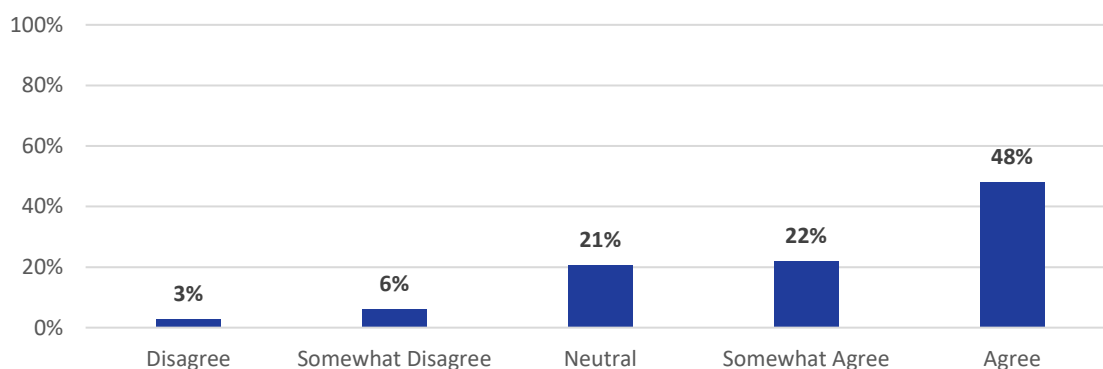
Certified veterinary technician: 5%

Question 2: I have gone through the veterinarian or certified veterinary technician initial licensing process in Oregon.

Yes: 88%

No: 12%

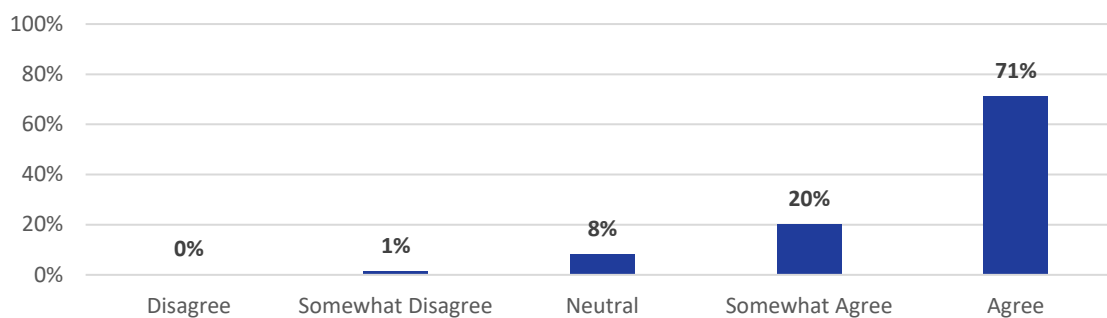
Question 3: I found the initial licensing process easy to complete.



Question 4: I have renewed my veterinarian or certified veterinary technician license in Oregon.

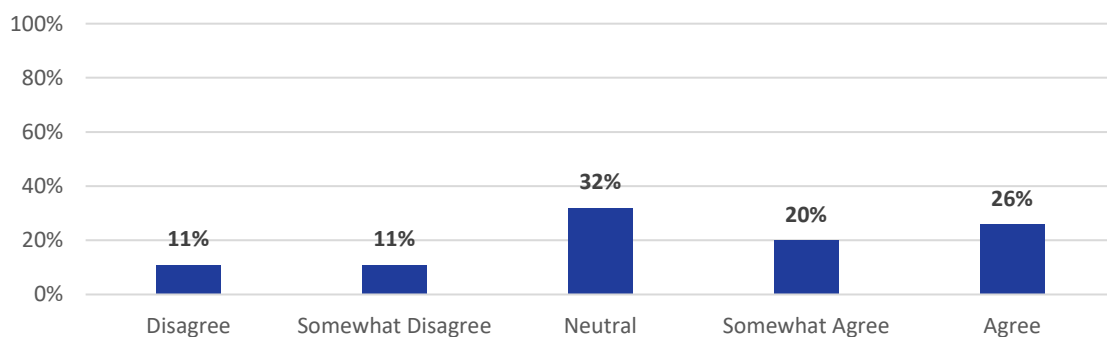
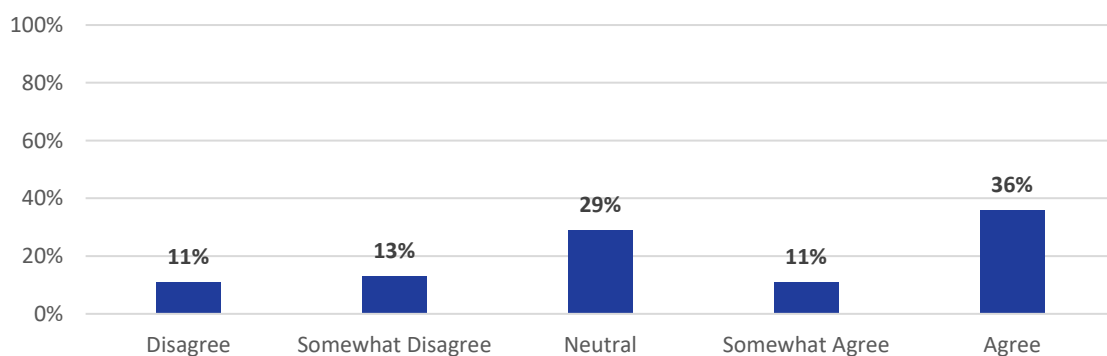
Yes: 99%

No: 1%

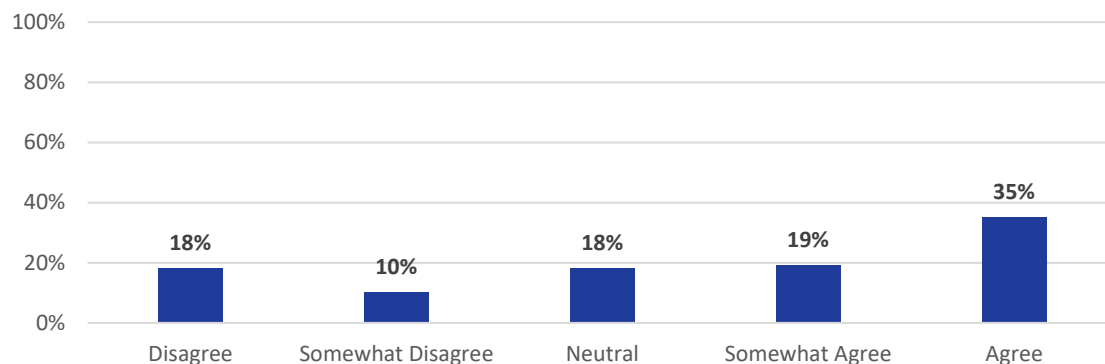
Question 5: I found the renewal process easy to complete.**Question 6:** I have been involved in the Oregon Veterinary Medical Examining Board complaint process.

Yes: 30%

No: 70%

Question 7: I felt the complaint process was easy to complete.**Question 8:** I felt the person taking my complaint understood my concerns.

Question 9: I felt that the Oregon Veterinary Medical Examining Board handled my complaint appropriately.

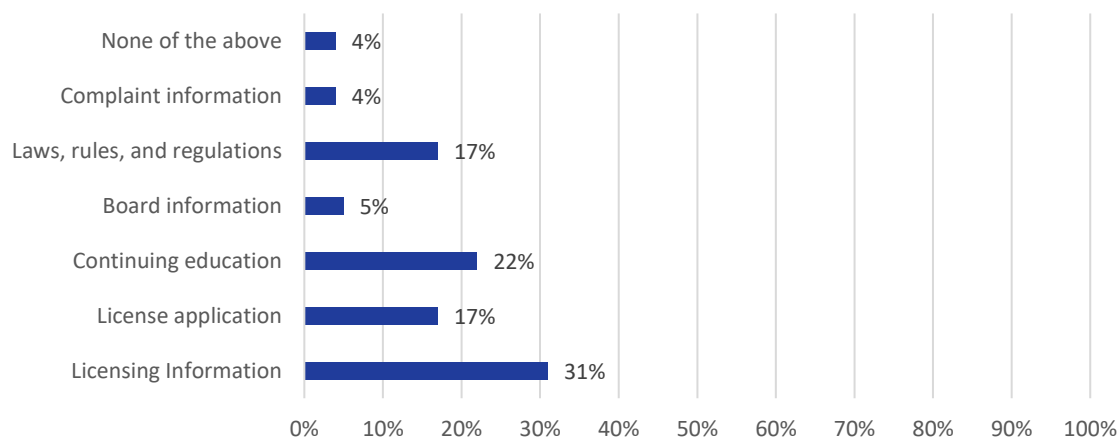


Question 11: I have visited the Oregon Veterinary Medical Examining Board's website within the last year.

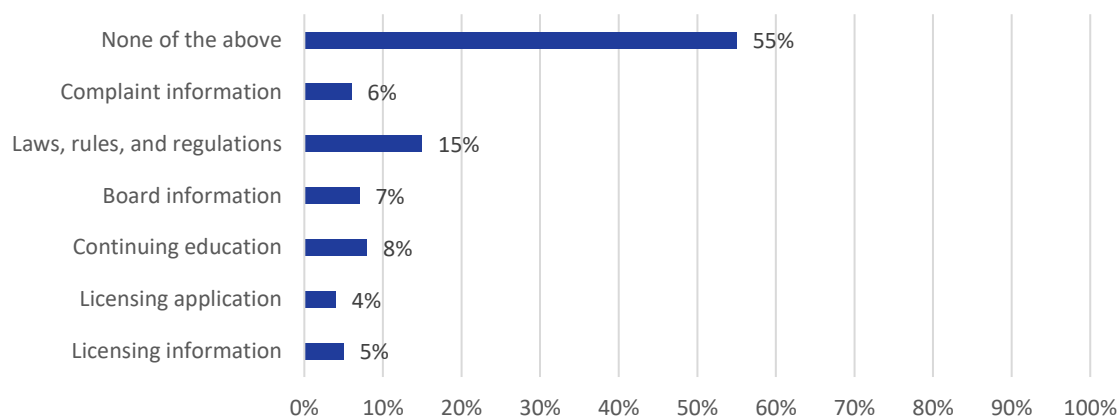
Yes: 85%

No: 15%

Question 12: I found the following section(s) of the website to be helpful, easy to understand, and easy to navigate. (Select all that apply)



Question 13: I found the following section(s) of the website to be confusing, incomplete, or frustrating to navigate. (Select all that apply)



Question 15: I believe that veterinarians should be subject to a criminal background check before beginning to practice in Oregon.

Yes: 72%

No: 10%

Unsure/No opinion: 18%

Question 16: I believe that certified veterinary technicians should be subject to a criminal background check before beginning to practice in Oregon.

Yes: 70%

No: 11%

Unsure/No opinion: 19%

Question 17: I believe that it is the responsibility of the Oregon Veterinary Medical Examining Board to administer criminal background checks on all new license applicants.

Yes: 59%

No: 15%

Unsure/No opinion: 26%

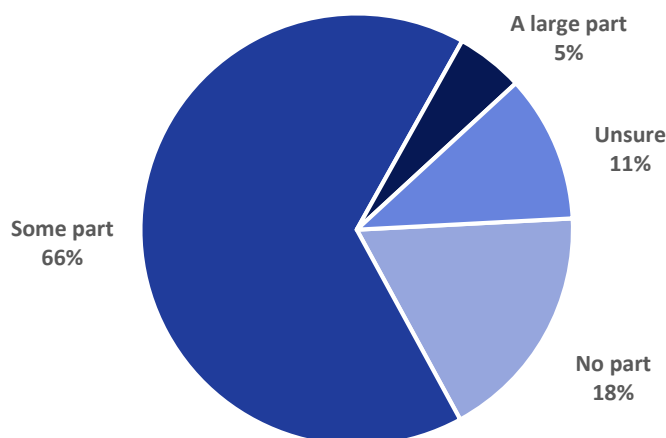
Question 18: I believe it is the responsibility of the Oregon employer to run criminal background checks on prospective employees.

Yes: 33%

No: 35%

Unsure/No opinion: 32%

Question 20: Please rate how large of a role you believe veterinarians and certified veterinary technicians play in the opioid crisis.



Question 21: In the last three years, I have seen an increase in the number of customers exhibiting “vet shopping” behaviors (i.e., suspect injuries, asking for medications by name, asking for early refills, etc.).

Yes: 24%

No: 76%

Question 22: In the last three years, I have suspected a co-worker of having a controlled substance abuse issue and/or diverting medications to themselves or others.

Yes: 15%

No: 85%

Question 23: My workplace has an FDA-recommended safety plan in place to handle instances of abuse related to controlled substances.

Yes: 29%

No: 31%

Unsure: 40%

Question 25: I have my own Drug Enforcement Agency (DEA) identification number, which allows me to prescribe and dispense controlled substances.

Yes: 90%

No: 10%

Question 26: I think the PDMP could be useful in the detection and prevention of controlled substance abuse and diversion.

Yes: 27%

No: 25%

Unsure/No opinion: 48%

Question 27: I am willing to report dispensed schedule II-IV drugs to Oregon's PDMP.

Yes: 53%

No: 47%

Question 28: I am willing to query the PDMP if I suspect a customer may be diverting schedule II-IV drugs from their animal.

Yes: 89%

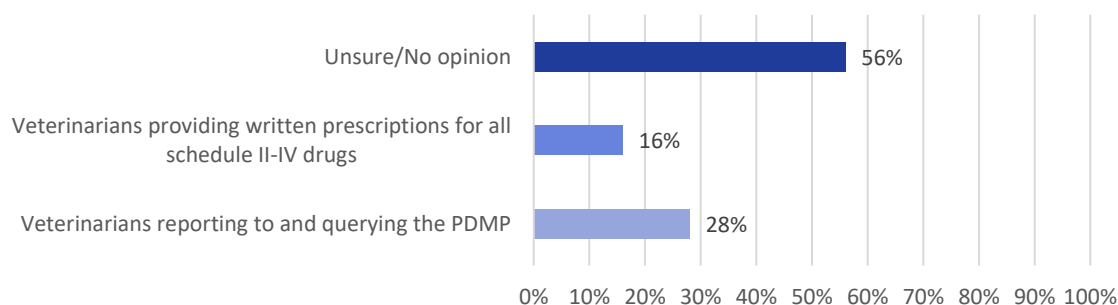
No: 11%

Question 29: I am willing to provide my clients with written prescriptions (as opposed to direct dispensing) for schedule II-IV drugs.

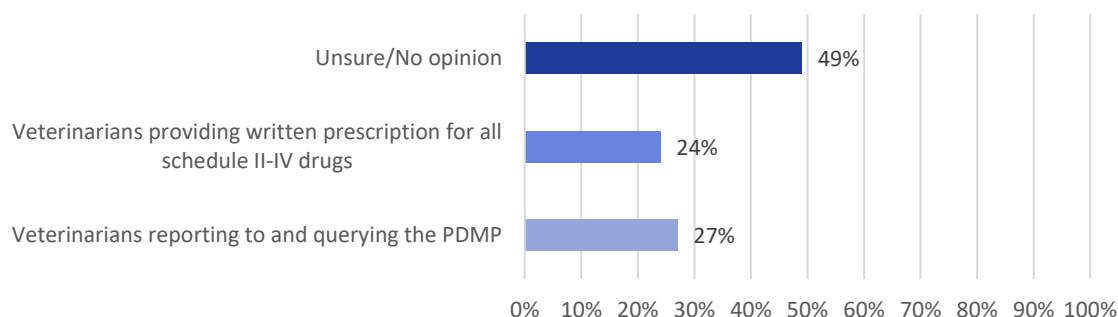
Yes: 74%

No: 26%

Question 30: Out of the options below, I believe this option would be the most *effective* in helping control the diversion of schedule II-IV drugs.



Question 31: Of the options below, I believe this option would be the most *efficient* in helping control the diversion of schedule II-IV drugs.



Question 33: Are you the managing veterinarian at your workplace?

Yes: 81%

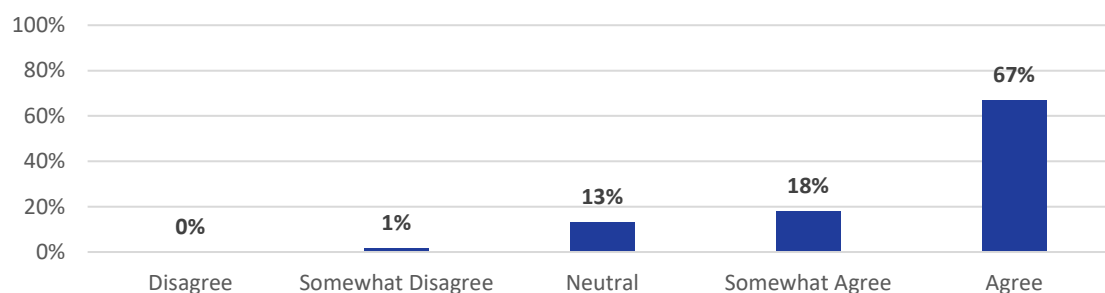
No: 19%

Question 34: My facility has had an Oregon Veterinary Medical Examining Board inspection in the last three years.

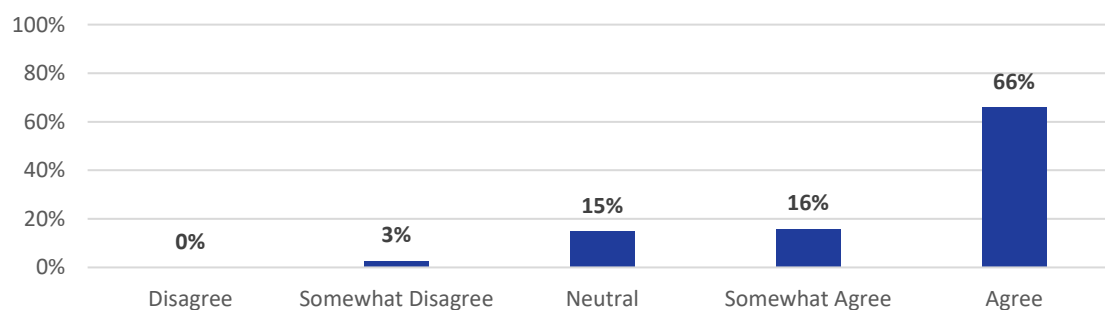
Yes: 42%

No: 58%

Question 35: I found the inspection to be efficient.



Question 36: I found the inspection to be thorough.



Question 37: My facility has had an inspection by the Federal Drug Enforcement Agency (DEA) in the last three years.

Yes: 3%

No: 97%

Appendix B: Comparison of Facility Inspection Checklists for Controlled Substances

The table below compares inspection points related to DEA required controlled substance requirements. The table includes excerpts from the Oregon Veterinary Medical Examining Board's facilities inspection checklist and the Oregon Board of Pharmacy's Dispensing Practitioner Drug Outlet Self-Inspection report, which encompasses steps to comply with DEA regulations.

Oregon Veterinary Medical Examining Board – Veterinary Facility Inspection Report	Oregon Board of Pharmacy – Dispensing Practitioner Drug Outlet Self-Inspection Report
<p>4. Guidance: <u>Controlled and legend substances</u> must be purchased, stored, secured, inventoried, logged and dispensed according to DEA, FDA and manufacturers' requirements.</p> <p>5. Expired drugs must be clearly marked or segregated to ensure no fee is charged.</p> <p><i>In regards to above, the board's current checklist only includes verifying controlled substances are properly stored in a locking cabinet, adequate refrigeration is provided for perishable drugs, and that expired drugs are separated and not sold.</i></p>	1. Does the outlet have policies and procedures for drug management, including security, acquisition, storage, labeling, disposal, record keeping?
	2. Are drugs kept in a locked drug cabinet or drug storage area that sufficiently denies access to unauthorized persons?
	3. Have you verified the pharmacy, wholesaler(s), manufacturer(s), that the outlet purchases medication from is registered in Oregon with the Board of Pharmacy? You may verify licenses and registrations on the Board website www.oregon.gov/pharmacy . Where are invoices kept?
	4. Are all drugs stored in appropriate conditions of temperature, light, humidity, sanitation, ventilation, and space?
	5. Are recalled, outdated, damaged, deteriorated, misbranded, identified as suspect/illegitimate, or adulterated medications documented and physically separated from other drugs? Where are they stored prior to being destroyed or returned to the supplier?
	6. Are prescriptions properly labeled?
	7. Are drugs dispensed in compliance with current provisions of the Federal Consumer Packaging Act (Public Law 91-601, 91st Congress, S. 2162 (Poison Prevention Act))?
	8. Does the outlet maintain a list of sites in Oregon where drugs may be disposed?

Oregon Veterinary Medical Examining Board – Veterinary Facility Inspection Report	Oregon Board of Pharmacy – Dispensing Practitioner Drug Outlet Self-Inspection Report
	<p>9. Is a unique dispensing record maintained separately from the patient chart and kept for a minimum of 3 years?</p>
	<p>10. Does the dispensing record contain;</p> <ul style="list-style-type: none"> • Name of patient • Dose, dosage form, quantity dispensed and either the brand name of drug, or generic name and name of manufacturer or distributor • Directions for use • Date of dispensing • And Initials of person dispensing the prescription
	<p>11. Is the dispensing record readily retrievable and available for inspection?</p>



Oregon

Kate Brown, Governor

130

Veterinary Medical Examining Board

800 NE Oregon St Ste 407

Portland, OR 97232-2187

(971) 673-0224

FAX: (971) 673-0226

TTY: (971) 673-0372

E-Mail: ovmeb.info@state.or.us

November 12, 2019

Kip Memmott, Director
Secretary of State, Audits Division
255 Capitol St. NE, Suite 500
Salem, OR 97310

Dear Mr. Memmott,

This letter provides a written response to the Audits Division's final draft audit report titled "The Oregon Veterinary Medical Examining Board's Monitoring of Controlled Substances Needs to be Strengthened."

The Board is in agreement with the Audit Division's recommendations. We note that the recommendations are subject to current statutory limitations. We appreciate that the Audit recognizes that the Board follows the current statutes and rules in the Veterinary Practice Act. Additional oversight authority may require legislative approval. To the greatest extent possible, the Board will consider rules and policies consistent with Audit recommendations.

The Board wishes to acknowledge the Auditors for their diligence and professional courtesies. We appreciate the work that went into this Audit and are grateful for its fresh perspectives and policy recommendations. Thank you for the opportunity to respond.

Below is our detailed response to each recommendation in the audit.

RECOMMENDATION 1		
We recommend the board take action to ensure administrative rules allow the board to inspect veterinary facilities to monitor the use of controlled substances, ensuring inspections comply with required Drug Enforcement Agency documentation.		
Agree or Disagree with Recommendation	Target date to complete implementation activities	Name and phone number of specific point of contact for implementation
Agree	Already in progress, implementation upon adoption of final rules.	Lori Makinen 971-673-0223



Narrative for Recommendation 1

The Board has proposed new administrative rules for veterinary drugs and biologicals that incorporate monitoring requirements of the Board of Pharmacy Drug Practitioner Dispensing Outlet (DPDO) program. The proposed rules have been published for public comment. Inspections would include monitoring for compliance with both Board of Pharmacy and DEA requirements.

The Board has inspected for compliance with basic DEA regulations for securing drugs and maintaining drug logs. In 388 inspections completed since December 2018, nine facilities appeared to have one of the following minor DEA noncompliance issues:

- Controlled substances at location other than DEA registrant.
- Expired controlled substances not separated from non-expired drugs.
- Controlled substance logs missing required information.
- No controlled substance logs available for review.
- Facility needs to add additional information to the drug logs.
- Expired controlled substances not separated from other expired meds, not locked.

During each inspection, the Managing Veterinarian is informed that the facility must maintain controlled substances in compliance with all federal and state laws, and should obtain exact requirements directly from the controlling authority. The inspector reviews basic DEA requirements and suggests further resources, such as manufacturers' guidelines. Managing Veterinarians are provided with the DEA 'hotline' for follow-up.

Should the inspector encounter what appears to be a violation of the Veterinary Practice Act, or significant noncompliance with DEA regulations, they would immediately contact the Board investigator or executive director for instructions. Should the inspector encounter an immediate, potential criminal activity taking place, law enforcement would be contacted.

The Board will make a policy decision as to whether and to what extent other agencies' regulations should be monitored and enforced by the Veterinary Board.

RECOMMENDATION 2		
We recommend the board complete the implementation of administrative rules and begin conducting background checks on all new and renewing veterinary and certified veterinary technician licensees.		
Agree or Disagree with Recommendation	Target date to complete implementation activities	Name and phone number of specific point of contact for implementation
Agree	Completed	Lori Makinen 971-673-0227

Narrative for Recommendation 2

The Board has adopted rules authorizing, and has begun performing, background checks for new and renewing license applicants.

It should be noted that a background check is a snapshot in time and will only provide the Board grounds to deny an application for cause if the conduct has a direct nexus to the practice of veterinary medicine.

Available data from six other health related licensing boards shows that since 2012, two license applications were denied based on actionable information obtained through background checks.

RECOMMENDATION 3		
We recommend the board work with the Oregon Health Authority and the state legislature to require veterinarians to participate in the state PDMP.		
Agree or Disagree with Recommendation	Target date to complete implementation activities	Name and phone number of specific point of contact for implementation
Agree	Unknown	Lori Makinen 971-673-0223

Narrative for Recommendation 3

Consistent with the best interests of animal health care and public protection, the Board will actively support efforts by the Legislature and/or Oregon Health Authority to include veterinarians in state PDMP reporting requirements.

Please contact me at 971-673-0223 with any questions.

On behalf of the Board,



Lori Makinen
Executive Director



Audit Team

Mary Wenger, CPA, Deputy Director

Julianne Kennedy, CPA, Audit Manager

Tracey Gates, CPA, Principal Auditor

Bentley Walker, MSFA, Staff Auditor

About the Secretary of State Audits Division

The Oregon Constitution provides that the Secretary of State shall be, by virtue of the office, Auditor of Public Accounts. The Audits Division performs this duty. The division reports to the elected Secretary of State and is independent of other agencies within the Executive, Legislative, and Judicial branches of Oregon government. The division has constitutional authority to audit all state officers, agencies, boards and commissions as well as administer municipal audit law.

This report is intended to promote the best possible management of public resources.
Copies may be obtained from:

Oregon Audits Division

255 Capitol St NE, Suite 500 | Salem | OR | 97310

(503) 986-2255

sos.oregon.gov/audits

Health Related Licensing Boards

Summary Cross Reference Listing and Packages

2021-23 Biennium

Agency Number: 83300

BAM Analyst: Brickman, Tamara

Budget Coordinator: Moreland, Katherine - (503)378-0257

<i>Cross Reference Number</i>	<i>Cross Reference Description</i>	<i>Package Number</i>	<i>Priority</i>	<i>Package Description</i>	<i>Package Group</i>
017-00-00-00000	Mortuary and Cemetery Board	010	0	Non-PICS Psnl Svc / Vacancy Factor	Essential Packages
017-00-00-00000	Mortuary and Cemetery Board	021	0	Phase-in	Essential Packages
017-00-00-00000	Mortuary and Cemetery Board	022	0	Phase-out Pgm & One-time Costs	Essential Packages
017-00-00-00000	Mortuary and Cemetery Board	031	0	Standard Inflation	Essential Packages
017-00-00-00000	Mortuary and Cemetery Board	032	0	Above Standard Inflation	Essential Packages
017-00-00-00000	Mortuary and Cemetery Board	033	0	Exceptional Inflation	Essential Packages
017-00-00-00000	Mortuary and Cemetery Board	060	0	Technical Adjustments	Essential Packages
017-00-00-00000	Mortuary and Cemetery Board	080	0	March 2020 Eboard	Policy Packages
017-00-00-00000	Mortuary and Cemetery Board	081	0	April 2020 Eboard	Policy Packages
017-00-00-00000	Mortuary and Cemetery Board	082	0	May 2020 Eboard	Policy Packages
017-00-00-00000	Mortuary and Cemetery Board	083	0	June 2020 Eboard	Policy Packages
017-00-00-00000	Mortuary and Cemetery Board	087	0	August 2020 Special Session	Policy Packages
017-00-00-00000	Mortuary and Cemetery Board	088	0	September 2020 Emergency Board	Policy Packages
017-00-00-00000	Mortuary and Cemetery Board	090	0	Analyst Adjustments	Policy Packages
017-00-00-00000	Mortuary and Cemetery Board	091	0	Elimination of S&S Inflation	Policy Packages
017-00-00-00000	Mortuary and Cemetery Board	092	0	Personal Services Adjustments	Policy Packages
017-00-00-00000	Mortuary and Cemetery Board	093	0	Transfers to General Fund	Policy Packages
017-00-00-00000	Mortuary and Cemetery Board	094	0	Revenue Solutions	Policy Packages
017-00-00-00000	Mortuary and Cemetery Board	096	0	Statewide Adjustment DAS Chgs	Policy Packages
017-00-00-00000	Mortuary and Cemetery Board	097	0	Statewide AG Adjustment	Policy Packages
017-00-00-00000	Mortuary and Cemetery Board	098	0	HRLB Program Reorganization	Policy Packages
017-00-00-00000	Mortuary and Cemetery Board	099	0	Microsoft 365 Consolidation	Policy Packages

09/25/21

10:59 AM

Page 1 of 9

Summary Cross Reference Listing and Packages

BSU-003A

Health Related Licensing Boards

Summary Cross Reference Listing and Packages

2021-23 Biennium

Agency Number: 83300

BAM Analyst: Brickman, Tamara

Budget Coordinator: Moreland, Katherine - (503)378-0257

<i>Cross Reference Number</i>	<i>Cross Reference Description</i>	<i>Package Number</i>	<i>Priority</i>	<i>Package Description</i>	<i>Package Group</i>
017-00-00-00000	Mortuary and Cemetery Board	801	0	LFO Analyst Adjustments	Policy Packages
017-00-00-00000	Mortuary and Cemetery Board	810	0	Statewide Adjustments	Policy Packages
017-00-00-00000	Mortuary and Cemetery Board	811	0	Budget Reconciliation Adjustments	Policy Packages
017-00-00-00000	Mortuary and Cemetery Board	813	0	Policy Bills	Policy Packages
017-00-00-00000	Mortuary and Cemetery Board	816	0	Capital Construction	Policy Packages
017-00-00-00000	Mortuary and Cemetery Board	850	0	Program Change Bill	Policy Packages
017-00-00-00000	Mortuary and Cemetery Board	101	0	Indigent Disposition Program Fee/Allocation	Policy Packages
017-00-00-00000	Mortuary and Cemetery Board	102	0	Indigent Disposition Program Limitation	Policy Packages
017-00-00-00000	Mortuary and Cemetery Board	103	0	Travel Expenses for Inspections	Policy Packages
018-00-00-00000	Naturopathic Medicine	010	0	Non-PICS Psnl Svc / Vacancy Factor	Essential Packages
018-00-00-00000	Naturopathic Medicine	021	0	Phase-in	Essential Packages
018-00-00-00000	Naturopathic Medicine	022	0	Phase-out Pgm & One-time Costs	Essential Packages
018-00-00-00000	Naturopathic Medicine	031	0	Standard Inflation	Essential Packages
018-00-00-00000	Naturopathic Medicine	032	0	Above Standard Inflation	Essential Packages
018-00-00-00000	Naturopathic Medicine	033	0	Exceptional Inflation	Essential Packages
018-00-00-00000	Naturopathic Medicine	060	0	Technical Adjustments	Essential Packages
018-00-00-00000	Naturopathic Medicine	070	0	Revenue Shortfalls	Policy Packages
018-00-00-00000	Naturopathic Medicine	080	0	March 2020 Eboard	Policy Packages
018-00-00-00000	Naturopathic Medicine	081	0	April 2020 Eboard	Policy Packages
018-00-00-00000	Naturopathic Medicine	082	0	May 2020 Eboard	Policy Packages
018-00-00-00000	Naturopathic Medicine	083	0	June 2020 Eboard	Policy Packages
018-00-00-00000	Naturopathic Medicine	087	0	August 2020 Special Session	Policy Packages

09/25/21

10:59 AM

Page 2 of 9

Summary Cross Reference Listing and Packages

BSU-003A

Health Related Licensing Boards

Summary Cross Reference Listing and Packages

2021-23 Biennium

Agency Number: 83300

BAM Analyst: Brickman, Tamara

Budget Coordinator: Moreland, Katherine - (503)378-0257

Cross Reference Number	Cross Reference Description	Package Number	Priority	Package Description	Package Group
018-00-00-00000	Naturopathic Medicine	088	0	September 2020 Emergency Board	Policy Packages
018-00-00-00000	Naturopathic Medicine	090	0	Analyst Adjustments	Policy Packages
018-00-00-00000	Naturopathic Medicine	091	0	Elimination of S&S Inflation	Policy Packages
018-00-00-00000	Naturopathic Medicine	092	0	Personal Services Adjustments	Policy Packages
018-00-00-00000	Naturopathic Medicine	093	0	Transfers to General Fund	Policy Packages
018-00-00-00000	Naturopathic Medicine	094	0	Revenue Solutions	Policy Packages
018-00-00-00000	Naturopathic Medicine	096	0	Statewide Adjustment DAS Chgs	Policy Packages
018-00-00-00000	Naturopathic Medicine	097	0	Statewide AG Adjustment	Policy Packages
018-00-00-00000	Naturopathic Medicine	098	0	HRLB Program Reorganization	Policy Packages
018-00-00-00000	Naturopathic Medicine	099	0	Microsoft 365 Consolidation	Policy Packages
018-00-00-00000	Naturopathic Medicine	801	0	LFO Analyst Adjustments	Policy Packages
018-00-00-00000	Naturopathic Medicine	810	0	Statewide Adjustments	Policy Packages
018-00-00-00000	Naturopathic Medicine	811	0	Budget Reconciliation Adjustments	Policy Packages
018-00-00-00000	Naturopathic Medicine	813	0	Policy Bills	Policy Packages
018-00-00-00000	Naturopathic Medicine	816	0	Capital Construction	Policy Packages
018-00-00-00000	Naturopathic Medicine	850	0	Program Change Bill	Policy Packages
018-00-00-00000	Naturopathic Medicine	104	0	Licesnure Renewal Fee Increase	Policy Packages
020-00-00-00000	Occupational Therapy Licensing	010	0	Non-PICS Psnl Svc / Vacancy Factor	Essential Packages
020-00-00-00000	Occupational Therapy Licensing	021	0	Phase-in	Essential Packages
020-00-00-00000	Occupational Therapy Licensing	022	0	Phase-out Pgm & One-time Costs	Essential Packages
020-00-00-00000	Occupational Therapy Licensing	031	0	Standard Inflation	Essential Packages
020-00-00-00000	Occupational Therapy Licensing	032	0	Above Standard Inflation	Essential Packages

09/25/21

10:59 AM

Page 3 of 9

Summary Cross Reference Listing and Packages

BSU-003A

Health Related Licensing Boards

Summary Cross Reference Listing and Packages 2021-23 Biennium

Agency Number: 83300

BAM Analyst: Brickman, Tamara

Budget Coordinator: Moreland, Katherine - (503)378-0257

Cross Reference Number	Cross Reference Description	Package Number	Priority	Package Description	Package Group
020-00-00-00000	Occupational Therapy Licensing	033	0	Exceptional Inflation	Essential Packages
020-00-00-00000	Occupational Therapy Licensing	060	0	Technical Adjustments	Essential Packages
020-00-00-00000	Occupational Therapy Licensing	070	0	Revenue Shortfalls	Policy Packages
020-00-00-00000	Occupational Therapy Licensing	080	0	March 2020 Eboard	Policy Packages
020-00-00-00000	Occupational Therapy Licensing	081	0	April 2020 Eboard	Policy Packages
020-00-00-00000	Occupational Therapy Licensing	082	0	May 2020 Eboard	Policy Packages
020-00-00-00000	Occupational Therapy Licensing	083	0	June 2020 Eboard	Policy Packages
020-00-00-00000	Occupational Therapy Licensing	087	0	August 2020 Special Session	Policy Packages
020-00-00-00000	Occupational Therapy Licensing	088	0	September 2020 Emergency Board	Policy Packages
020-00-00-00000	Occupational Therapy Licensing	090	0	Analyst Adjustments	Policy Packages
020-00-00-00000	Occupational Therapy Licensing	091	0	Elimination of S&S Inflation	Policy Packages
020-00-00-00000	Occupational Therapy Licensing	092	0	Personal Services Adjustments	Policy Packages
020-00-00-00000	Occupational Therapy Licensing	093	0	Transfers to General Fund	Policy Packages
020-00-00-00000	Occupational Therapy Licensing	094	0	Revenue Solutions	Policy Packages
020-00-00-00000	Occupational Therapy Licensing	096	0	Statewide Adjustment DAS Chgs	Policy Packages
020-00-00-00000	Occupational Therapy Licensing	097	0	Statewide AG Adjustment	Policy Packages
020-00-00-00000	Occupational Therapy Licensing	098	0	HRLB Program Reorganization	Policy Packages
020-00-00-00000	Occupational Therapy Licensing	099	0	Microsoft 365 Consolidation	Policy Packages
020-00-00-00000	Occupational Therapy Licensing	801	0	LFO Analyst Adjustments	Policy Packages
020-00-00-00000	Occupational Therapy Licensing	810	0	Statewide Adjustments	Policy Packages
020-00-00-00000	Occupational Therapy Licensing	811	0	Budget Reconciliation Adjustments	Policy Packages
020-00-00-00000	Occupational Therapy Licensing	813	0	Policy Bills	Policy Packages

Health Related Licensing Boards

Summary Cross Reference Listing and Packages 2021-23 Biennium

Agency Number: 83300

BAM Analyst: Brickman, Tamara

Budget Coordinator: Moreland, Katherine - (503)378-0257

<i>Cross Reference Number</i>	<i>Cross Reference Description</i>	<i>Package Number</i>	<i>Priority</i>	<i>Package Description</i>	<i>Package Group</i>
020-00-00-00000	Occupational Therapy Licensing	816	0	Capital Construction	Policy Packages
020-00-00-00000	Occupational Therapy Licensing	850	0	Program Change Bill	Policy Packages
020-00-00-00000	Occupational Therapy Licensing	105	0	Licesnure Renewal Fee Increase	Policy Packages
026-00-00-00000	Medical Imaging	010	0	Non-PICS Psnl Svc / Vacancy Factor	Essential Packages
026-00-00-00000	Medical Imaging	021	0	Phase-in	Essential Packages
026-00-00-00000	Medical Imaging	022	0	Phase-out Pgm & One-time Costs	Essential Packages
026-00-00-00000	Medical Imaging	031	0	Standard Inflation	Essential Packages
026-00-00-00000	Medical Imaging	032	0	Above Standard Inflation	Essential Packages
026-00-00-00000	Medical Imaging	033	0	Exceptional Inflation	Essential Packages
026-00-00-00000	Medical Imaging	060	0	Technical Adjustments	Essential Packages
026-00-00-00000	Medical Imaging	070	0	Revenue Shortfalls	Policy Packages
026-00-00-00000	Medical Imaging	080	0	March 2020 Eboard	Policy Packages
026-00-00-00000	Medical Imaging	081	0	April 2020 Eboard	Policy Packages
026-00-00-00000	Medical Imaging	082	0	May 2020 Eboard	Policy Packages
026-00-00-00000	Medical Imaging	083	0	June 2020 Eboard	Policy Packages
026-00-00-00000	Medical Imaging	087	0	August 2020 Special Session	Policy Packages
026-00-00-00000	Medical Imaging	088	0	September 2020 Emergency Board	Policy Packages
026-00-00-00000	Medical Imaging	090	0	Analyst Adjustments	Policy Packages
026-00-00-00000	Medical Imaging	091	0	Elimination of S&S Inflation	Policy Packages
026-00-00-00000	Medical Imaging	092	0	Personal Services Adjustments	Policy Packages
026-00-00-00000	Medical Imaging	093	0	Transfers to General Fund	Policy Packages
026-00-00-00000	Medical Imaging	094	0	Revenue Solutions	Policy Packages

Health Related Licensing Boards

Summary Cross Reference Listing and Packages

2021-23 Biennium

Agency Number: 83300

BAM Analyst: Brickman, Tamara

Budget Coordinator: Moreland, Katherine - (503)378-0257

<i>Cross Reference Number</i>	<i>Cross Reference Description</i>	<i>Package Number</i>	<i>Priority</i>	<i>Package Description</i>	<i>Package Group</i>
026-00-00-00000	Medical Imaging	096	0	Statewide Adjustment DAS Chgs	Policy Packages
026-00-00-00000	Medical Imaging	097	0	Statewide AG Adjustment	Policy Packages
026-00-00-00000	Medical Imaging	098	0	HRLB Program Reorganization	Policy Packages
026-00-00-00000	Medical Imaging	099	0	Microsoft 365 Consolidation	Policy Packages
026-00-00-00000	Medical Imaging	801	0	LFO Analyst Adjustments	Policy Packages
026-00-00-00000	Medical Imaging	810	0	Statewide Adjustments	Policy Packages
026-00-00-00000	Medical Imaging	811	0	Budget Reconciliation Adjustments	Policy Packages
026-00-00-00000	Medical Imaging	813	0	Policy Bills	Policy Packages
026-00-00-00000	Medical Imaging	816	0	Capital Construction	Policy Packages
026-00-00-00000	Medical Imaging	850	0	Program Change Bill	Policy Packages
026-00-00-00000	Medical Imaging	106	0	Professional License and Permit Fee Increase	Policy Packages
028-00-00-00000	Speech-Language Path. and Audio.	010	0	Non-PICS Psnl Svc / Vacancy Factor	Essential Packages
028-00-00-00000	Speech-Language Path. and Audio.	021	0	Phase-in	Essential Packages
028-00-00-00000	Speech-Language Path. and Audio.	022	0	Phase-out Pgm & One-time Costs	Essential Packages
028-00-00-00000	Speech-Language Path. and Audio.	031	0	Standard Inflation	Essential Packages
028-00-00-00000	Speech-Language Path. and Audio.	032	0	Above Standard Inflation	Essential Packages
028-00-00-00000	Speech-Language Path. and Audio.	033	0	Exceptional Inflation	Essential Packages
028-00-00-00000	Speech-Language Path. and Audio.	060	0	Technical Adjustments	Essential Packages
028-00-00-00000	Speech-Language Path. and Audio.	070	0	Revenue Shortfalls	Policy Packages
028-00-00-00000	Speech-Language Path. and Audio.	080	0	March 2020 Eboard	Policy Packages
028-00-00-00000	Speech-Language Path. and Audio.	081	0	April 2020 Eboard	Policy Packages
028-00-00-00000	Speech-Language Path. and Audio.	082	0	May 2020 Eboard	Policy Packages

09/25/21

10:59 AM

Page 6 of 9

Summary Cross Reference Listing and Packages

BSU-003A

Health Related Licensing Boards

Summary Cross Reference Listing and Packages 2021-23 Biennium

Agency Number: 83300

BAM Analyst: Brickman, Tamara

Budget Coordinator: Moreland, Katherine - (503)378-0257

Cross Reference Number	Cross Reference Description	Package Number	Priority	Package Description	Package Group
028-00-00-00000	Speech-Language Path. and Audio.	083	0	June 2020 Eboard	Policy Packages
028-00-00-00000	Speech-Language Path. and Audio.	087	0	August 2020 Special Session	Policy Packages
028-00-00-00000	Speech-Language Path. and Audio.	088	0	September 2020 Emergency Board	Policy Packages
028-00-00-00000	Speech-Language Path. and Audio.	090	0	Analyst Adjustments	Policy Packages
028-00-00-00000	Speech-Language Path. and Audio.	091	0	Elimination of S&S Inflation	Policy Packages
028-00-00-00000	Speech-Language Path. and Audio.	092	0	Personal Services Adjustments	Policy Packages
028-00-00-00000	Speech-Language Path. and Audio.	093	0	Transfers to General Fund	Policy Packages
028-00-00-00000	Speech-Language Path. and Audio.	094	0	Revenue Solutions	Policy Packages
028-00-00-00000	Speech-Language Path. and Audio.	096	0	Statewide Adjustment DAS Chgs	Policy Packages
028-00-00-00000	Speech-Language Path. and Audio.	097	0	Statewide AG Adjustment	Policy Packages
028-00-00-00000	Speech-Language Path. and Audio.	098	0	HRLB Program Reorganization	Policy Packages
028-00-00-00000	Speech-Language Path. and Audio.	099	0	Microsoft 365 Consolidation	Policy Packages
028-00-00-00000	Speech-Language Path. and Audio.	801	0	LFO Analyst Adjustments	Policy Packages
028-00-00-00000	Speech-Language Path. and Audio.	810	0	Statewide Adjustments	Policy Packages
028-00-00-00000	Speech-Language Path. and Audio.	811	0	Budget Reconciliation Adjustments	Policy Packages
028-00-00-00000	Speech-Language Path. and Audio.	813	0	Policy Bills	Policy Packages
028-00-00-00000	Speech-Language Path. and Audio.	816	0	Capital Construction	Policy Packages
028-00-00-00000	Speech-Language Path. and Audio.	850	0	Program Change Bill	Policy Packages
028-00-00-00000	Speech-Language Path. and Audio.	107	0	Professional License and Permit Fee Increase	Policy Packages
029-00-00-00000	Veterinary Medical Examiners	010	0	Non-PICS Psnl Svc / Vacancy Factor	Essential Packages
029-00-00-00000	Veterinary Medical Examiners	021	0	Phase-in	Essential Packages
029-00-00-00000	Veterinary Medical Examiners	022	0	Phase-out Pgm & One-time Costs	Essential Packages

Health Related Licensing Boards

Summary Cross Reference Listing and Packages

2021-23 Biennium

Agency Number: 83300

BAM Analyst: Brickman, Tamara

Budget Coordinator: Moreland, Katherine - (503)378-0257

<i>Cross Reference Number</i>	<i>Cross Reference Description</i>	<i>Package Number</i>	<i>Priority</i>	<i>Package Description</i>	<i>Package Group</i>
029-00-00-00000	Veterinary Medical Examiners	031	0	Standard Inflation	Essential Packages
029-00-00-00000	Veterinary Medical Examiners	032	0	Above Standard Inflation	Essential Packages
029-00-00-00000	Veterinary Medical Examiners	033	0	Exceptional Inflation	Essential Packages
029-00-00-00000	Veterinary Medical Examiners	060	0	Technical Adjustments	Essential Packages
029-00-00-00000	Veterinary Medical Examiners	080	0	March 2020 Eboard	Policy Packages
029-00-00-00000	Veterinary Medical Examiners	081	0	April 2020 Eboard	Policy Packages
029-00-00-00000	Veterinary Medical Examiners	082	0	May 2020 Eboard	Policy Packages
029-00-00-00000	Veterinary Medical Examiners	083	0	June 2020 Eboard	Policy Packages
029-00-00-00000	Veterinary Medical Examiners	087	0	August 2020 Special Session	Policy Packages
029-00-00-00000	Veterinary Medical Examiners	088	0	September 2020 Emergency Board	Policy Packages
029-00-00-00000	Veterinary Medical Examiners	090	0	Analyst Adjustments	Policy Packages
029-00-00-00000	Veterinary Medical Examiners	091	0	Elimination of S&S Inflation	Policy Packages
029-00-00-00000	Veterinary Medical Examiners	092	0	Personal Services Adjustments	Policy Packages
029-00-00-00000	Veterinary Medical Examiners	093	0	Transfers to General Fund	Policy Packages
029-00-00-00000	Veterinary Medical Examiners	094	0	Revenue Solutions	Policy Packages
029-00-00-00000	Veterinary Medical Examiners	096	0	Statewide Adjustment DAS Chgs	Policy Packages
029-00-00-00000	Veterinary Medical Examiners	097	0	Statewide AG Adjustment	Policy Packages
029-00-00-00000	Veterinary Medical Examiners	098	0	HRLB Program Reorganization	Policy Packages
029-00-00-00000	Veterinary Medical Examiners	099	0	Microsoft 365 Consolidation	Policy Packages
029-00-00-00000	Veterinary Medical Examiners	801	0	LFO Analyst Adjustments	Policy Packages
029-00-00-00000	Veterinary Medical Examiners	810	0	Statewide Adjustments	Policy Packages
029-00-00-00000	Veterinary Medical Examiners	811	0	Budget Reconciliation Adjustments	Policy Packages

09/25/21

10:59 AM

Page 8 of 9

Summary Cross Reference Listing and Packages

BSU-003A

Health Related Licensing Boards**Summary Cross Reference Listing and Packages****Agency Number: 83300****2021-23 Biennium****BAM Analyst: Brickman, Tamara****Budget Coordinator: Moreland, Katherine - (503)378-0257**

<i>Cross Reference Number</i>	<i>Cross Reference Description</i>	<i>Package Number</i>	<i>Priority</i>	<i>Package Description</i>	<i>Package Group</i>
029-00-00-00000	Veterinary Medical Examiners	813	0	Policy Bills	Policy Packages
029-00-00-00000	Veterinary Medical Examiners	816	0	Capital Construction	Policy Packages
029-00-00-00000	Veterinary Medical Examiners	850	0	Program Change Bill	Policy Packages

Health Related Licensing Boards

Policy Package List by Priority

2021-23 Biennium

Agency Number: 83300

BAM Analyst: Brickman, Tamara

Budget Coordinator: Moreland, Katherine - (503)378-0257

<i>Priority</i>	<i>Policy Pkg Number</i>	<i>Policy Pkg Description</i>	<i>Summary Cross Reference Number</i>	<i>Cross Reference Description</i>
0	070	Revenue Shortfalls	018-00-00-00000	Naturopathic Medicine
			020-00-00-00000	Occupational Therapy Licensing
			026-00-00-00000	Medical Imaging
			028-00-00-00000	Speech-Language Path. and Audio.
	080	March 2020 Eboard	017-00-00-00000	Mortuary and Cemetery Board
			018-00-00-00000	Naturopathic Medicine
			020-00-00-00000	Occupational Therapy Licensing
			026-00-00-00000	Medical Imaging
			028-00-00-00000	Speech-Language Path. and Audio.
			029-00-00-00000	Veterinary Medical Examiners
	081	April 2020 Eboard	017-00-00-00000	Mortuary and Cemetery Board
			018-00-00-00000	Naturopathic Medicine
			020-00-00-00000	Occupational Therapy Licensing
			026-00-00-00000	Medical Imaging
			028-00-00-00000	Speech-Language Path. and Audio.
			029-00-00-00000	Veterinary Medical Examiners
	082	May 2020 Eboard	017-00-00-00000	Mortuary and Cemetery Board
			018-00-00-00000	Naturopathic Medicine
			020-00-00-00000	Occupational Therapy Licensing
			026-00-00-00000	Medical Imaging
			028-00-00-00000	Speech-Language Path. and Audio.
			029-00-00-00000	Veterinary Medical Examiners
	083	June 2020 Eboard	017-00-00-00000	Mortuary and Cemetery Board

Health Related Licensing Boards

Policy Package List by Priority

2021-23 Biennium

Agency Number: 83300

BAM Analyst: Brickman, Tamara

Budget Coordinator: Moreland, Katherine - (503)378-0257

<i>Priority</i>	<i>Policy Pkg Number</i>	<i>Policy Pkg Description</i>	<i>Summary Cross Reference Number</i>	<i>Cross Reference Description</i>
0	083	June 2020 Eboard	018-00-00-00000	Naturopathic Medicine
			020-00-00-00000	Occupational Therapy Licensing
			026-00-00-00000	Medical Imaging
			028-00-00-00000	Speech-Language Path. and Audio.
			029-00-00-00000	Veterinary Medical Examiners
	087	August 2020 Special Session	017-00-00-00000	Mortuary and Cemetery Board
			018-00-00-00000	Naturopathic Medicine
			020-00-00-00000	Occupational Therapy Licensing
			026-00-00-00000	Medical Imaging
			028-00-00-00000	Speech-Language Path. and Audio.
	088	September 2020 Emergency Board	029-00-00-00000	Veterinary Medical Examiners
			017-00-00-00000	Mortuary and Cemetery Board
			018-00-00-00000	Naturopathic Medicine
			020-00-00-00000	Occupational Therapy Licensing
			026-00-00-00000	Medical Imaging
	090	Analyst Adjustments	028-00-00-00000	Speech-Language Path. and Audio.
			029-00-00-00000	Veterinary Medical Examiners
			017-00-00-00000	Mortuary and Cemetery Board
			018-00-00-00000	Naturopathic Medicine
			020-00-00-00000	Occupational Therapy Licensing
			026-00-00-00000	Medical Imaging
			028-00-00-00000	Speech-Language Path. and Audio.
			029-00-00-00000	Veterinary Medical Examiners

Health Related Licensing Boards

Policy Package List by Priority

2021-23 Biennium

Agency Number: 83300

BAM Analyst: Brickman, Tamara

Budget Coordinator: Moreland, Katherine - (503)378-0257

<i>Priority</i>	<i>Policy Pkg Number</i>	<i>Policy Pkg Description</i>	<i>Summary Cross Reference Number</i>	<i>Cross Reference Description</i>
0	091	Elimination of S&S Inflation	017-00-00-00000	Mortuary and Cemetery Board
			018-00-00-00000	Naturopathic Medicine
			020-00-00-00000	Occupational Therapy Licensing
			026-00-00-00000	Medical Imaging
			028-00-00-00000	Speech-Language Path. and Audio.
			029-00-00-00000	Veterinary Medical Examiners
	092	Personal Services Adjustments	017-00-00-00000	Mortuary and Cemetery Board
			018-00-00-00000	Naturopathic Medicine
			020-00-00-00000	Occupational Therapy Licensing
			026-00-00-00000	Medical Imaging
			028-00-00-00000	Speech-Language Path. and Audio.
			029-00-00-00000	Veterinary Medical Examiners
	093	Transfers to General Fund	017-00-00-00000	Mortuary and Cemetery Board
			018-00-00-00000	Naturopathic Medicine
			020-00-00-00000	Occupational Therapy Licensing
			026-00-00-00000	Medical Imaging
			028-00-00-00000	Speech-Language Path. and Audio.
			029-00-00-00000	Veterinary Medical Examiners
	094	Revenue Solutions	017-00-00-00000	Mortuary and Cemetery Board
			018-00-00-00000	Naturopathic Medicine
			020-00-00-00000	Occupational Therapy Licensing
			026-00-00-00000	Medical Imaging
			028-00-00-00000	Speech-Language Path. and Audio.

Health Related Licensing Boards

Policy Package List by Priority

2021-23 Biennium

Agency Number: 83300

BAM Analyst: Brickman, Tamara

Budget Coordinator: Moreland, Katherine - (503)378-0257

Priority	Policy Pkg Number	Policy Pkg Description	Summary Cross Reference Number	Cross Reference Description
0	094	Revenue Solutions	029-00-00-00000	Veterinary Medical Examiners
			017-00-00-00000	Mortuary and Cemetery Board
			018-00-00-00000	Naturopathic Medicine
			020-00-00-00000	Occupational Therapy Licensing
			026-00-00-00000	Medical Imaging
			028-00-00-00000	Speech-Language Path. and Audio.
	096	Statewide Adjustment DAS Chgs	029-00-00-00000	Veterinary Medical Examiners
			017-00-00-00000	Mortuary and Cemetery Board
			018-00-00-00000	Naturopathic Medicine
			020-00-00-00000	Occupational Therapy Licensing
			026-00-00-00000	Medical Imaging
			028-00-00-00000	Speech-Language Path. and Audio.
	097	Statewide AG Adjustment	029-00-00-00000	Veterinary Medical Examiners
			017-00-00-00000	Mortuary and Cemetery Board
			018-00-00-00000	Naturopathic Medicine
			020-00-00-00000	Occupational Therapy Licensing
			026-00-00-00000	Medical Imaging
			028-00-00-00000	Speech-Language Path. and Audio.
	098	HRLB Program Reorganization	029-00-00-00000	Veterinary Medical Examiners
			017-00-00-00000	Mortuary and Cemetery Board
			018-00-00-00000	Naturopathic Medicine
			020-00-00-00000	Occupational Therapy Licensing
			026-00-00-00000	Medical Imaging
			028-00-00-00000	Speech-Language Path. and Audio.
	099	Microsoft 365 Consolidation	029-00-00-00000	Veterinary Medical Examiners
			017-00-00-00000	Mortuary and Cemetery Board
			018-00-00-00000	Naturopathic Medicine
			020-00-00-00000	Occupational Therapy Licensing
			026-00-00-00000	Medical Imaging

Health Related Licensing Boards

Policy Package List by Priority

2021-23 Biennium

Agency Number: 83300

BAM Analyst: Brickman, Tamara

Budget Coordinator: Moreland, Katherine - (503)378-0257

Priority	Policy Pkg Number	Policy Pkg Description	Summary Cross Reference Number	Cross Reference Description
0	099	Microsoft 365 Consolidation	028-00-00-00000	Speech-Language Path. and Audio.
			029-00-00-00000	Veterinary Medical Examiners
	101	Indigent Disposition Program Fee/Allocation	017-00-00-00000	Mortuary and Cemetery Board
	102	Indigent Disposition Program Limitation	017-00-00-00000	Mortuary and Cemetery Board
	103	Travel Expenses for Inspections	017-00-00-00000	Mortuary and Cemetery Board
	104	Licesnure Renewal Fee Increase	018-00-00-00000	Naturopathic Medicine
	105	Licesnure Renewal Fee Increase	020-00-00-00000	Occupational Therapy Licensing
	106	Professional License and Permit Fee Increase	026-00-00-00000	Medical Imaging
	107	Professional License and Permit Fee Increase	028-00-00-00000	Speech-Language Path. and Audio.
	801	LFO Analyst Adjustments	017-00-00-00000	Mortuary and Cemetery Board
			018-00-00-00000	Naturopathic Medicine
			020-00-00-00000	Occupational Therapy Licensing
			026-00-00-00000	Medical Imaging
			028-00-00-00000	Speech-Language Path. and Audio.
			029-00-00-00000	Veterinary Medical Examiners
	810	Statewide Adjustments	017-00-00-00000	Mortuary and Cemetery Board
			018-00-00-00000	Naturopathic Medicine
			020-00-00-00000	Occupational Therapy Licensing
			026-00-00-00000	Medical Imaging
			028-00-00-00000	Speech-Language Path. and Audio.
			029-00-00-00000	Veterinary Medical Examiners
	811	Budget Reconciliation Adjustments	017-00-00-00000	Mortuary and Cemetery Board
			018-00-00-00000	Naturopathic Medicine

Health Related Licensing Boards

Policy Package List by Priority

2021-23 Biennium

Agency Number: 83300

BAM Analyst: Brickman, Tamara

Budget Coordinator: Moreland, Katherine - (503)378-0257

<i>Priority</i>	<i>Policy Pkg Number</i>	<i>Policy Pkg Description</i>	<i>Summary Cross Reference Number</i>	<i>Cross Reference Description</i>
0	811	Budget Reconciliation Adjustments	020-00-00-00000	Occupational Therapy Licensing
			026-00-00-00000	Medical Imaging
			028-00-00-00000	Speech-Language Path. and Audio.
			029-00-00-00000	Veterinary Medical Examiners
	813	Policy Bills	017-00-00-00000	Mortuary and Cemetery Board
			018-00-00-00000	Naturopathic Medicine
			020-00-00-00000	Occupational Therapy Licensing
			026-00-00-00000	Medical Imaging
			028-00-00-00000	Speech-Language Path. and Audio.
			029-00-00-00000	Veterinary Medical Examiners
	816	Capital Construction	017-00-00-00000	Mortuary and Cemetery Board
			018-00-00-00000	Naturopathic Medicine
			020-00-00-00000	Occupational Therapy Licensing
			026-00-00-00000	Medical Imaging
			028-00-00-00000	Speech-Language Path. and Audio.
			029-00-00-00000	Veterinary Medical Examiners
	850	Program Change Bill	017-00-00-00000	Mortuary and Cemetery Board
			018-00-00-00000	Naturopathic Medicine
			020-00-00-00000	Occupational Therapy Licensing
			026-00-00-00000	Medical Imaging
			028-00-00-00000	Speech-Language Path. and Audio.
			029-00-00-00000	Veterinary Medical Examiners

Health Related Licensing Boards**Agency Number: 83300****Budget Support - Detail Revenues and Expenditures****Cross Reference Number: 83300-000-00-00-00000****2021-23 Biennium****Health Related Licensing Boards**

<i>Description</i>	<i>2017-19 Actuals</i>	<i>2019-21 Leg Adopted Budget</i>	<i>2019-21 Leg Approved Budget</i>	<i>2021-23 Agency Request Budget</i>	<i>2021-23 Governor's Budget</i>	<i>2021-23 Leg. Adopted Budget</i>
BEGINNING BALANCE						
0025 Beginning Balance						
3400 Other Funds Ltd	3,825,385	4,472,972	4,472,972	4,472,972	4,472,972	4,472,972
0030 Beginning Balance Adjustment						
3400 Other Funds Ltd	(260)	138,021	138,021	(800,149)	(800,149)	(800,149)
BEGINNING BALANCE						
3400 Other Funds Ltd	3,825,125	4,610,993	4,610,993	3,672,823	3,672,823	3,672,823
TOTAL BEGINNING BALANCE	\$3,825,125	\$4,610,993	\$4,610,993	\$3,672,823	\$3,672,823	\$3,672,823
REVENUE CATEGORIES						
LICENSES AND FEES						
0205 Business Lic and Fees						
3400 Other Funds Ltd	4,426,968	4,985,787	4,985,787	5,849,573	2,924,788	5,849,573
0210 Non-business Lic. and Fees						
3400 Other Funds Ltd	1,499,804	1,441,860	1,441,860	2,566,064	1,283,033	2,323,106
LICENSES AND FEES						
3400 Other Funds Ltd	5,926,772	6,427,647	6,427,647	8,415,637	4,207,821	8,172,679
TOTAL LICENSES AND FEES	\$5,926,772	\$6,427,647	\$6,427,647	\$8,415,637	\$4,207,821	\$8,172,679
CHARGES FOR SERVICES						
0410 Charges for Services						
3400 Other Funds Ltd	3,486	3,175	3,175	866	433	866
FINES, RENTS AND ROYALTIES						
0505 Fines and Forfeitures						
3400 Other Funds Ltd	102,382	60,750	60,750	87,816	43,908	87,816

Health Related Licensing Boards**Agency Number: 83300****Budget Support - Detail Revenues and Expenditures****Cross Reference Number: 83300-000-00-00-00000****2021-23 Biennium****Health Related Licensing Boards**

<i>Description</i>	<i>2017-19 Actuals</i>	<i>2019-21 Leg Adopted Budget</i>	<i>2019-21 Leg Approved Budget</i>	<i>2021-23 Agency Request Budget</i>	<i>2021-23 Governor's Budget</i>	<i>2021-23 Leg. Adopted Budget</i>
INTEREST EARNINGS						
0605 Interest Income						
3400 Other Funds Ltd	194,123	154,928	154,928	211,259	105,630	211,259
OTHER						
0975 Other Revenues						
3400 Other Funds Ltd	110,599	98,654	98,654	113,438	56,719	113,438
TRANSFERS IN						
1010 Transfer In - Intrafund						
3400 Other Funds Ltd	151,377	170,924	170,924	-	-	-
REVENUE CATEGORIES						
3400 Other Funds Ltd	6,488,739	6,916,078	6,916,078	8,829,016	4,414,511	8,586,058
TOTAL REVENUE CATEGORIES	\$6,488,739	\$6,916,078	\$6,916,078	\$8,829,016	\$4,414,511	\$8,586,058
TRANSFERS OUT						
2010 Transfer Out - Intrafund						
3400 Other Funds Ltd	(151,377)	(170,924)	(170,924)	-	-	-
2443 Tsfr To Oregon Health Authority						
3400 Other Funds Ltd	(72,582)	(73,590)	(73,590)	(75,961)	(37,981)	(75,961)
TRANSFERS OUT						
3400 Other Funds Ltd	(223,959)	(244,514)	(244,514)	(75,961)	(37,981)	(75,961)
TOTAL TRANSFERS OUT	(\$223,959)	(\$244,514)	(\$244,514)	(\$75,961)	(\$37,981)	(\$75,961)
AVAILABLE REVENUES						
3400 Other Funds Ltd	10,089,905	11,282,557	11,282,557	12,425,878	8,049,353	12,182,920
TOTAL AVAILABLE REVENUES	\$10,089,905	\$11,282,557	\$11,282,557	\$12,425,878	\$8,049,353	\$12,182,920

Health Related Licensing Boards**Agency Number: 83300****Budget Support - Detail Revenues and Expenditures****Cross Reference Number: 83300-000-00-00-00000****2021-23 Biennium****Health Related Licensing Boards**

<i>Description</i>	<i>2017-19 Actuals</i>	<i>2019-21 Leg Adopted Budget</i>	<i>2019-21 Leg Approved Budget</i>	<i>2021-23 Agency Request Budget</i>	<i>2021-23 Governor's Budget</i>	<i>2021-23 Leg. Adopted Budget</i>
EXPENDITURES						
PERSONAL SERVICES						
SALARIES & WAGES						
3110 Class/Unclass Sal. and Per Diem						
3400 Other Funds Ltd	2,404,048	3,095,310	3,095,310	3,469,640	1,690,902	3,469,640
3160 Temporary Appointments						
3400 Other Funds Ltd	31,583	14,716	14,716	6,106	3,052	6,106
3170 Overtime Payments						
3400 Other Funds Ltd	4,261	-	-	-	-	-
3190 All Other Differential						
3400 Other Funds Ltd	27,758	-	-	-	-	-
SALARIES & WAGES						
3400 Other Funds Ltd	2,467,650	3,110,026	3,110,026	3,475,746	1,693,954	3,475,746
TOTAL SALARIES & WAGES	\$2,467,650	\$3,110,026	\$3,110,026	\$3,475,746	\$1,693,954	\$3,475,746
OTHER PAYROLL EXPENSES						
3210 Empl. Rel. Bd. Assessments						
3400 Other Funds Ltd	517	1,098	1,098	1,270	616	1,270
3220 Public Employees' Retire Cont						
3400 Other Funds Ltd	376,431	519,045	519,045	588,060	286,510	588,060
3221 Pension Obligation Bond						
3400 Other Funds Ltd	146,353	155,548	155,548	208,641	104,321	208,641
3230 Social Security Taxes						
3400 Other Funds Ltd	185,998	237,919	237,919	265,901	129,599	265,901

Health Related Licensing Boards**Agency Number: 83300****Budget Support - Detail Revenues and Expenditures****Cross Reference Number: 83300-000-00-00-00000****2021-23 Biennium****Health Related Licensing Boards**

<i>Description</i>	<i>2017-19 Actuals</i>	<i>2019-21 Leg Adopted Budget</i>	<i>2019-21 Leg Approved Budget</i>	<i>2021-23 Agency Request Budget</i>	<i>2021-23 Governor's Budget</i>	<i>2021-23 Leg. Adopted Budget</i>
3240 Unemployment Assessments						
3400 Other Funds Ltd	31,560	-	-	-	-	-
3250 Worker's Comp. Assess. (WCD)						
3400 Other Funds Ltd	949	1,392	1,392	1,008	488	1,008
3260 Mass Transit Tax						
3400 Other Funds Ltd	14,429	16,644	16,644	20,909	10,345	20,909
3270 Flexible Benefits						
3400 Other Funds Ltd	548,241	844,416	844,416	837,918	406,215	837,918
OTHER PAYROLL EXPENSES						
3400 Other Funds Ltd	1,304,478	1,776,062	1,776,062	1,923,707	938,094	1,923,707
TOTAL OTHER PAYROLL EXPENSES	\$1,304,478	\$1,776,062	\$1,776,062	\$1,923,707	\$938,094	\$1,923,707
P.S. BUDGET ADJUSTMENTS						
3455 Vacancy Savings						
3400 Other Funds Ltd	-	-	-	(8,914)	(39,986)	(8,914)
3465 Reconciliation Adjustment						
3400 Other Funds Ltd	-	(4,858)	(4,858)	-	(8)	-
P.S. BUDGET ADJUSTMENTS						
3400 Other Funds Ltd	-	(4,858)	(4,858)	(8,914)	(39,994)	(8,914)
TOTAL P.S. BUDGET ADJUSTMENTS	-	(\$4,858)	(\$4,858)	(\$8,914)	(\$39,994)	(\$8,914)
PERSONAL SERVICES						
3400 Other Funds Ltd	3,772,128	4,881,230	4,881,230	5,390,539	2,592,054	5,390,539
TOTAL PERSONAL SERVICES	\$3,772,128	\$4,881,230	\$4,881,230	\$5,390,539	\$2,592,054	\$5,390,539
SERVICES & SUPPLIES						

Health Related Licensing Boards**Agency Number: 83300****Budget Support - Detail Revenues and Expenditures****Cross Reference Number: 83300-000-00-00-00000****2021-23 Biennium****Health Related Licensing Boards**

<i>Description</i>	<i>2017-19 Actuals</i>	<i>2019-21 Leg Adopted Budget</i>	<i>2019-21 Leg Approved Budget</i>	<i>2021-23 Agency Request Budget</i>	<i>2021-23 Governor's Budget</i>	<i>2021-23 Leg. Adopted Budget</i>
4100 Instate Travel						
3400 Other Funds Ltd	161,595	111,047	111,047	174,739	75,662	155,296
4125 Out of State Travel						
3400 Other Funds Ltd	9,719	19,495	19,495	19,071	7,996	16,737
4150 Employee Training						
3400 Other Funds Ltd	11,954	23,682	23,682	24,700	10,307	21,502
4175 Office Expenses						
3400 Other Funds Ltd	90,522	134,278	134,278	124,408	56,353	112,408
4200 Telecommunications						
3400 Other Funds Ltd	70,623	49,812	49,812	62,384	28,406	59,384
4225 State Gov. Service Charges						
3400 Other Funds Ltd	137,335	139,049	139,049	240,769	216,733	227,903
4250 Data Processing						
3400 Other Funds Ltd	20,674	8,788	8,788	77,724	24,850	58,596
4275 Publicity and Publications						
3400 Other Funds Ltd	8,141	17,299	17,299	18,043	7,029	14,665
4300 Professional Services						
3400 Other Funds Ltd	117,325	665,564	665,564	78,744	18,769	63,744
4315 IT Professional Services						
3400 Other Funds Ltd	50,709	487,697	487,697	404,130	200,565	401,130
4325 Attorney General						
3400 Other Funds Ltd	361,773	380,105	380,105	429,979	164,245	359,693
4375 Employee Recruitment and Develop						

Health Related Licensing Boards**Agency Number: 83300****Budget Support - Detail Revenues and Expenditures****Cross Reference Number: 83300-000-00-00-00000****2021-23 Biennium****Health Related Licensing Boards**

<i>Description</i>	<i>2017-19 Actuals</i>	<i>2019-21 Leg Adopted Budget</i>	<i>2019-21 Leg Approved Budget</i>	<i>2021-23 Agency Request Budget</i>	<i>2021-23 Governor's Budget</i>	<i>2021-23 Leg. Adopted Budget</i>
3400 Other Funds Ltd	752	3,106	3,106	2,197	936	1,954
4400 Dues and Subscriptions						
3400 Other Funds Ltd	7,551	9,799	9,799	10,221	4,143	8,644
4425 Facilities Rental and Taxes						
3400 Other Funds Ltd	222,922	242,666	242,666	297,461	119,505	279,867
4475 Facilities Maintenance						
3400 Other Funds Ltd	4,330	-	-	-	-	-
4575 Agency Program Related S and S						
3400 Other Funds Ltd	529,083	176,874	176,874	1,139,979	322,716	709,479
4650 Other Services and Supplies						
3400 Other Funds Ltd	134,795	83,489	83,489	412,144	80,231	262,994
4700 Expendable Prop 250 - 5000						
3400 Other Funds Ltd	42,013	23,122	23,122	22,030	7,335	15,300
4715 IT Expendable Property						
3400 Other Funds Ltd	6,556	30,928	30,928	30,171	9,626	20,077
SERVICES & SUPPLIES						
3400 Other Funds Ltd	1,988,372	2,606,800	2,606,800	3,568,894	1,355,407	2,789,373
TOTAL SERVICES & SUPPLIES	\$1,988,372	\$2,606,800	\$2,606,800	\$3,568,894	\$1,355,407	\$2,789,373
EXPENDITURES						
3400 Other Funds Ltd	5,760,500	7,488,030	7,488,030	8,959,433	3,947,461	8,179,912
TOTAL EXPENDITURES	\$5,760,500	\$7,488,030	\$7,488,030	\$8,959,433	\$3,947,461	\$8,179,912
ENDING BALANCE						
3400 Other Funds Ltd	4,329,405	3,794,527	3,794,527	3,466,445	4,101,892	4,003,008

Health Related Licensing Boards**Agency Number: 83300****Budget Support - Detail Revenues and Expenditures****Cross Reference Number: 83300-000-00-00-00000****2021-23 Biennium****Health Related Licensing Boards**

<i>Description</i>	<i>2017-19 Actuals</i>	<i>2019-21 Leg Adopted Budget</i>	<i>2019-21 Leg Approved Budget</i>	<i>2021-23 Agency Request Budget</i>	<i>2021-23 Governor's Budget</i>	<i>2021-23 Leg. Adopted Budget</i>
TOTAL ENDING BALANCE	\$4,329,405	\$3,794,527	\$3,794,527	\$3,466,445	\$4,101,892	\$4,003,008
AUTHORIZED POSITIONS						
8150 Class/Unclass Positions	22	24	24	23	23	23
TOTAL AUTHORIZED POSITIONS	22	24	24	23	23	23
AUTHORIZED FTE						
8250 Class/Unclass FTE Positions	20.56	23.00	23.00	21.90	10.64	21.90
TOTAL AUTHORIZED FTE	20.56	23.00	23.00	21.90	10.64	21.90

Health Related Licensing Boards**Agency Number: 83300****Budget Support - Detail Revenues and Expenditures****Cross Reference Number: 83300-017-00-00-00000****2021-23 Biennium****Mortuary and Cemetery Board**

<i>Description</i>	<i>2017-19 Actuals</i>	<i>2019-21 Leg Adopted Budget</i>	<i>2019-21 Leg Approved Budget</i>	<i>2021-23 Agency Request Budget</i>	<i>2021-23 Governor's Budget</i>	<i>2021-23 Leg. Adopted Budget</i>
BEGINNING BALANCE						
0025 Beginning Balance						
3400 Other Funds Ltd	1,049,959	1,097,403	1,097,403	1,097,403	1,097,403	1,097,403
0030 Beginning Balance Adjustment						
3400 Other Funds Ltd	-	187,993	187,993	151,189	151,189	151,189
BEGINNING BALANCE						
3400 Other Funds Ltd	1,049,959	1,285,396	1,285,396	1,248,592	1,248,592	1,248,592
TOTAL BEGINNING BALANCE	\$1,049,959	\$1,285,396	\$1,285,396	\$1,248,592	\$1,248,592	\$1,248,592
REVENUE CATEGORIES						
LICENSES AND FEES						
0205 Business Lic and Fees						
3400 Other Funds Ltd	571,167	1,092,000	1,092,000	689,735	344,868	689,735
0210 Non-business Lic. and Fees						
3400 Other Funds Ltd	1,497,173	1,426,107	1,426,107	2,563,589	1,281,795	2,320,631
LICENSES AND FEES						
3400 Other Funds Ltd	2,068,340	2,518,107	2,518,107	3,253,324	1,626,663	3,010,366
TOTAL LICENSES AND FEES	\$2,068,340	\$2,518,107	\$2,518,107	\$3,253,324	\$1,626,663	\$3,010,366
CHARGES FOR SERVICES						
0410 Charges for Services						
3400 Other Funds Ltd	3,388	3,100	3,100	756	378	756
FINES, RENTS AND ROYALTIES						
0505 Fines and Forfeitures						
3400 Other Funds Ltd	7,507	7,350	7,350	7,224	3,612	7,224

Health Related Licensing Boards**Agency Number: 83300****Budget Support - Detail Revenues and Expenditures****Cross Reference Number: 83300-017-00-00-00000****2021-23 Biennium****Mortuary and Cemetery Board**

<i>Description</i>	<i>2017-19 Actuals</i>	<i>2019-21 Leg Adopted Budget</i>	<i>2019-21 Leg Approved Budget</i>	<i>2021-23 Agency Request Budget</i>	<i>2021-23 Governor's Budget</i>	<i>2021-23 Leg. Adopted Budget</i>
INTEREST EARNINGS						
0605 Interest Income						
3400 Other Funds Ltd	50,845	60,000	60,000	66,497	33,249	66,497
OTHER						
0975 Other Revenues						
3400 Other Funds Ltd	2,543	-	-	-	-	-
TRANSFERS IN						
1010 Transfer In - Intrafund						
3400 Other Funds Ltd	151,377	-	-	-	-	-
REVENUE CATEGORIES						
3400 Other Funds Ltd	2,284,000	2,588,557	2,588,557	3,327,801	1,663,902	3,084,843
TOTAL REVENUE CATEGORIES	\$2,284,000	\$2,588,557	\$2,588,557	\$3,327,801	\$1,663,902	\$3,084,843
TRANSFERS OUT						
2010 Transfer Out - Intrafund						
3400 Other Funds Ltd	-	(40,000)	(40,000)	-	-	-
AVAILABLE REVENUES						
3400 Other Funds Ltd	3,333,959	3,833,953	3,833,953	4,576,393	2,912,494	4,333,435
TOTAL AVAILABLE REVENUES	\$3,333,959	\$3,833,953	\$3,833,953	\$4,576,393	\$2,912,494	\$4,333,435
EXPENDITURES						
PERSONAL SERVICES						
SALARIES & WAGES						
3110 Class/Unclass Sal. and Per Diem						
3400 Other Funds Ltd	736,105	874,656	874,656	1,009,248	504,624	1,009,248

Health Related Licensing Boards**Agency Number: 83300****Budget Support - Detail Revenues and Expenditures****Cross Reference Number: 83300-017-00-00-00000****2021-23 Biennium****Mortuary and Cemetery Board**

<i>Description</i>	<i>2017-19 Actuals</i>	<i>2019-21 Leg Adopted Budget</i>	<i>2019-21 Leg Approved Budget</i>	<i>2021-23 Agency Request Budget</i>	<i>2021-23 Governor's Budget</i>	<i>2021-23 Leg. Adopted Budget</i>
3160 Temporary Appointments						
3400 Other Funds Ltd	-	4,455	4,455	4,647	2,323	4,647
3170 Overtime Payments						
3400 Other Funds Ltd	1,194	-	-	-	-	-
3190 All Other Differential						
3400 Other Funds Ltd	11,686	-	-	-	-	-
SALARIES & WAGES						
3400 Other Funds Ltd	748,985	879,111	879,111	1,013,895	506,947	1,013,895
TOTAL SALARIES & WAGES	\$748,985	\$879,111	\$879,111	\$1,013,895	\$506,947	\$1,013,895
OTHER PAYROLL EXPENSES						
3210 Empl. Rel. Bd. Assessments						
3400 Other Funds Ltd	274	366	366	406	203	406
3220 Public Employees' Retire Cont						
3400 Other Funds Ltd	106,006	147,084	147,084	171,527	85,765	171,527
3221 Pension Obligation Bond						
3400 Other Funds Ltd	44,295	50,626	50,626	58,460	29,230	58,460
3230 Social Security Taxes						
3400 Other Funds Ltd	56,380	67,251	67,251	77,563	38,786	77,563
3240 Unemployment Assessments						
3400 Other Funds Ltd	2,818	-	-	-	-	-
3250 Worker's Comp. Assess. (WCD)						
3400 Other Funds Ltd	294	406	406	322	161	322
3260 Mass Transit Tax						

Health Related Licensing Boards**Agency Number: 83300****Budget Support - Detail Revenues and Expenditures****Cross Reference Number: 83300-017-00-00-00000****2021-23 Biennium****Mortuary and Cemetery Board**

<i>Description</i>	<i>2017-19 Actuals</i>	<i>2019-21 Leg Adopted Budget</i>	<i>2019-21 Leg Approved Budget</i>	<i>2021-23 Agency Request Budget</i>	<i>2021-23 Governor's Budget</i>	<i>2021-23 Leg. Adopted Budget</i>
3400 Other Funds Ltd	4,697	5,415	5,415	6,083	3,041	6,083
3270 Flexible Benefits						
3400 Other Funds Ltd	159,086	246,288	246,288	267,624	133,812	267,624
OTHER PAYROLL EXPENSES						
3400 Other Funds Ltd	373,850	517,436	517,436	581,985	290,998	581,985
TOTAL OTHER PAYROLL EXPENSES	\$373,850	\$517,436	\$517,436	\$581,985	\$290,998	\$581,985
P.S. BUDGET ADJUSTMENTS						
3455 Vacancy Savings						
3400 Other Funds Ltd	-	-	-	(8,914)	(25,347)	(8,914)
3465 Reconciliation Adjustment						
3400 Other Funds Ltd	-	35,370	35,370	-	(5)	-
P.S. BUDGET ADJUSTMENTS						
3400 Other Funds Ltd	-	35,370	35,370	(8,914)	(25,352)	(8,914)
TOTAL P.S. BUDGET ADJUSTMENTS	-	\$35,370	\$35,370	(\$8,914)	(\$25,352)	(\$8,914)
PERSONAL SERVICES						
3400 Other Funds Ltd	1,122,835	1,431,917	1,431,917	1,586,966	772,593	1,586,966
TOTAL PERSONAL SERVICES	\$1,122,835	\$1,431,917	\$1,431,917	\$1,586,966	\$772,593	\$1,586,966
SERVICES & SUPPLIES						
4100 Instate Travel						
3400 Other Funds Ltd	36,684	33,420	33,420	96,617	47,590	96,617
4125 Out of State Travel						
3400 Other Funds Ltd	2,929	3,178	3,178	3,315	1,589	3,315
4150 Employee Training						

Health Related Licensing Boards**Agency Number: 83300****Budget Support - Detail Revenues and Expenditures****Cross Reference Number: 83300-017-00-00-00000****2021-23 Biennium****Mortuary and Cemetery Board**

<i>Description</i>	<i>2017-19 Actuals</i>	<i>2019-21 Leg Adopted Budget</i>	<i>2019-21 Leg Approved Budget</i>	<i>2021-23 Agency Request Budget</i>	<i>2021-23 Governor's Budget</i>	<i>2021-23 Leg. Adopted Budget</i>
3400 Other Funds Ltd	2,507	9,630	9,630	10,044	4,815	10,044
4175 Office Expenses						
3400 Other Funds Ltd	17,724	30,835	30,835	26,946	12,917	26,946
4200 Telecommunications						
3400 Other Funds Ltd	25,809	16,916	16,916	28,073	13,458	28,073
4225 State Gov. Service Charges						
3400 Other Funds Ltd	42,430	23,628	23,628	72,869	65,554	68,953
4250 Data Processing						
3400 Other Funds Ltd	12,739	3,104	3,104	13,795	3,207	9,102
4275 Publicity and Publications						
3400 Other Funds Ltd	1,615	1,402	1,402	1,462	701	1,462
4300 Professional Services						
3400 Other Funds Ltd	43,582	444,307	444,307	13,594	-	13,594
4315 IT Professional Services						
3400 Other Funds Ltd	13,725	107,399	107,399	102,963	51,481	102,963
4325 Attorney General						
3400 Other Funds Ltd	106,915	74,129	74,129	88,532	41,650	83,601
4375 Employee Recruitment and Develop						
3400 Other Funds Ltd	187	2,177	2,177	1,228	588	1,228
4400 Dues and Subscriptions						
3400 Other Funds Ltd	1,388	3,606	3,606	3,761	1,803	3,761
4425 Facilities Rental and Taxes						
3400 Other Funds Ltd	65,294	84,463	84,463	103,535	50,161	98,902

Health Related Licensing Boards**Agency Number: 83300****Budget Support - Detail Revenues and Expenditures****Cross Reference Number: 83300-017-00-00-00000****2021-23 Biennium****Mortuary and Cemetery Board**

<i>Description</i>	<i>2017-19 Actuals</i>	<i>2019-21 Leg Adopted Budget</i>	<i>2019-21 Leg Approved Budget</i>	<i>2021-23 Agency Request Budget</i>	<i>2021-23 Governor's Budget</i>	<i>2021-23 Leg. Adopted Budget</i>
4575 Agency Program Related S and S						
3400 Other Funds Ltd	387,923	3,445	3,445	959,093	276,722	553,593
4650 Other Services and Supplies						
3400 Other Funds Ltd	34,366	46,206	46,206	164,052	37,345	122,407
4700 Expendable Prop 250 - 5000						
3400 Other Funds Ltd	859	11,720	11,720	10,138	4,860	10,138
4715 IT Expendable Property						
3400 Other Funds Ltd	3,212	12,513	12,513	10,965	5,257	10,965
SERVICES & SUPPLIES						
3400 Other Funds Ltd	799,888	912,078	912,078	1,710,982	619,698	1,245,664
TOTAL SERVICES & SUPPLIES	\$799,888	\$912,078	\$912,078	\$1,710,982	\$619,698	\$1,245,664
EXPENDITURES						
3400 Other Funds Ltd	1,922,723	2,343,995	2,343,995	3,297,948	1,392,291	2,832,630
TOTAL EXPENDITURES	\$1,922,723	\$2,343,995	\$2,343,995	\$3,297,948	\$1,392,291	\$2,832,630
ENDING BALANCE						
3400 Other Funds Ltd	1,411,236	1,489,958	1,489,958	1,278,445	1,520,203	1,500,805
TOTAL ENDING BALANCE	\$1,411,236	\$1,489,958	\$1,489,958	\$1,278,445	\$1,520,203	\$1,500,805
AUTHORIZED POSITIONS						
8150 Class/Unclass Positions	7	7	7	7	7	7
TOTAL AUTHORIZED POSITIONS	7	7	7	7	7	7
AUTHORIZED FTE						
8250 Class/Unclass FTE Positions	7.00	7.00	7.00	7.00	3.50	7.00
TOTAL AUTHORIZED FTE	7.00	7.00	7.00	7.00	3.50	7.00

Health Related Licensing Boards**Agency Number: 83300****Budget Support - Detail Revenues and Expenditures****Cross Reference Number: 83300-018-00-00-00000****2021-23 Biennium****Naturopathic Medicine**

<i>Description</i>	<i>2017-19 Actuals</i>	<i>2019-21 Leg Adopted Budget</i>	<i>2019-21 Leg Approved Budget</i>	<i>2021-23 Agency Request Budget</i>	<i>2021-23 Governor's Budget</i>	<i>2021-23 Leg. Adopted Budget</i>
BEGINNING BALANCE						
0025 Beginning Balance						
3400 Other Funds Ltd	526,104	664,520	664,520	664,520	664,520	664,520
0030 Beginning Balance Adjustment						
3400 Other Funds Ltd	-	-	-	(347,103)	(347,103)	(347,103)
BEGINNING BALANCE						
3400 Other Funds Ltd	526,104	664,520	664,520	317,417	317,417	317,417
TOTAL BEGINNING BALANCE	\$526,104	\$664,520	\$664,520	\$317,417	\$317,417	\$317,417
REVENUE CATEGORIES						
LICENSES AND FEES						
0205 Business Lic and Fees						
3400 Other Funds Ltd	774,626	750,049	750,049	1,025,922	512,961	1,025,922
0210 Non-business Lic. and Fees						
3400 Other Funds Ltd	2,631	2,550	2,550	2,475	1,238	2,475
LICENSES AND FEES						
3400 Other Funds Ltd	777,257	752,599	752,599	1,028,397	514,199	1,028,397
TOTAL LICENSES AND FEES	\$777,257	\$752,599	\$752,599	\$1,028,397	\$514,199	\$1,028,397
FINES, RENTS AND ROYALTIES						
0505 Fines and Forfeitures						
3400 Other Funds Ltd	33,275	10,000	10,000	30,000	15,000	30,000
INTEREST EARNINGS						
0605 Interest Income						
3400 Other Funds Ltd	24,160	13,756	13,756	30,000	15,000	30,000

Health Related Licensing Boards**Agency Number: 83300****Budget Support - Detail Revenues and Expenditures****Cross Reference Number: 83300-018-00-00-00000****2021-23 Biennium****Naturopathic Medicine**

<i>Description</i>	<i>2017-19 Actuals</i>	<i>2019-21 Leg Adopted Budget</i>	<i>2019-21 Leg Approved Budget</i>	<i>2021-23 Agency Request Budget</i>	<i>2021-23 Governor's Budget</i>	<i>2021-23 Leg. Adopted Budget</i>
OTHER						
0975 Other Revenues						
3400 Other Funds Ltd	13,378	14,364	14,364	14,000	7,000	14,000
TRANSFERS IN						
1010 Transfer In - Intrafund						
3400 Other Funds Ltd	-	170,924	170,924	-	-	-
REVENUE CATEGORIES						
3400 Other Funds Ltd	848,070	961,643	961,643	1,102,397	551,199	1,102,397
TOTAL REVENUE CATEGORIES	\$848,070	\$961,643	\$961,643	\$1,102,397	\$551,199	\$1,102,397
TRANSFERS OUT						
2010 Transfer Out - Intrafund						
3400 Other Funds Ltd	(29,805)	(25,305)	(25,305)	-	-	-
2443 Tsfr To Oregon Health Authority						
3400 Other Funds Ltd	(34,446)	(44,450)	(44,450)	(34,446)	(17,223)	(34,446)
TRANSFERS OUT						
3400 Other Funds Ltd	(64,251)	(69,755)	(69,755)	(34,446)	(17,223)	(34,446)
TOTAL TRANSFERS OUT	(\$64,251)	(\$69,755)	(\$69,755)	(\$34,446)	(\$17,223)	(\$34,446)
AVAILABLE REVENUES						
3400 Other Funds Ltd	1,309,923	1,556,408	1,556,408	1,385,368	851,393	1,385,368
TOTAL AVAILABLE REVENUES	\$1,309,923	\$1,556,408	\$1,556,408	\$1,385,368	\$851,393	\$1,385,368
EXPENDITURES						
PERSONAL SERVICES						
SALARIES & WAGES						

Health Related Licensing Boards**Agency Number: 83300****Budget Support - Detail Revenues and Expenditures****Cross Reference Number: 83300-018-00-00-00000****2021-23 Biennium****Naturopathic Medicine**

<i>Description</i>	<i>2017-19 Actuals</i>	<i>2019-21 Leg Adopted Budget</i>	<i>2019-21 Leg Approved Budget</i>	<i>2021-23 Agency Request Budget</i>	<i>2021-23 Governor's Budget</i>	<i>2021-23 Leg. Adopted Budget</i>
3110 Class/Unclass Sal. and Per Diem						
3400 Other Funds Ltd	392,084	573,856	573,856	500,872	234,254	500,872
3160 Temporary Appointments						
3400 Other Funds Ltd	-	1,399	1,399	1,459	729	1,459
SALARIES & WAGES						
3400 Other Funds Ltd	392,084	575,255	575,255	502,331	234,983	502,331
TOTAL SALARIES & WAGES	\$392,084	\$575,255	\$575,255	\$502,331	\$234,983	\$502,331
OTHER PAYROLL EXPENSES						
3210 Empl. Rel. Bd. Assessments						
3400 Other Funds Ltd	48	183	183	174	80	174
3220 Public Employees' Retire Cont						
3400 Other Funds Ltd	64,443	95,483	95,483	83,881	39,169	83,881
3221 Pension Obligation Bond						
3400 Other Funds Ltd	22,204	24,323	24,323	35,927	17,963	35,927
3230 Social Security Taxes						
3400 Other Funds Ltd	29,327	44,011	44,011	38,433	17,975	38,433
3240 Unemployment Assessments						
3400 Other Funds Ltd	2,844	-	-	-	-	-
3250 Worker's Comp. Assess. (WCD)						
3400 Other Funds Ltd	141	232	232	138	63	138
3260 Mass Transit Tax						
3400 Other Funds Ltd	2,295	2,597	2,597	3,014	1,507	3,014
3270 Flexible Benefits						

Health Related Licensing Boards**Agency Number: 83300****Budget Support - Detail Revenues and Expenditures****Cross Reference Number: 83300-018-00-00-00000****2021-23 Biennium****Naturopathic Medicine**

<i>Description</i>	<i>2017-19 Actuals</i>	<i>2019-21 Leg Adopted Budget</i>	<i>2019-21 Leg Approved Budget</i>	<i>2021-23 Agency Request Budget</i>	<i>2021-23 Governor's Budget</i>	<i>2021-23 Leg. Adopted Budget</i>
3400 Other Funds Ltd	88,549	140,736	140,736	114,696	52,569	114,696
OTHER PAYROLL EXPENSES						
3400 Other Funds Ltd	209,851	307,565	307,565	276,263	129,326	276,263
TOTAL OTHER PAYROLL EXPENSES	\$209,851	\$307,565	\$307,565	\$276,263	\$129,326	\$276,263
P.S. BUDGET ADJUSTMENTS						
3465 Reconciliation Adjustment						
3400 Other Funds Ltd	-	(11,742)	(11,742)	-	4	-
PERSONAL SERVICES						
3400 Other Funds Ltd	601,935	871,078	871,078	778,594	364,313	778,594
TOTAL PERSONAL SERVICES	\$601,935	\$871,078	\$871,078	\$778,594	\$364,313	\$778,594
SERVICES & SUPPLIES						
4100 Instate Travel						
3400 Other Funds Ltd	45,136	8,843	8,843	9,223	4,422	9,223
4125 Out of State Travel						
3400 Other Funds Ltd	1,532	1,298	1,298	1,354	649	1,354
4150 Employee Training						
3400 Other Funds Ltd	820	891	891	929	445	929
4175 Office Expenses						
3400 Other Funds Ltd	10,641	12,132	12,132	12,654	6,066	12,654
4200 Telecommunications						
3400 Other Funds Ltd	10,023	3,877	3,877	4,044	1,938	4,044
4225 State Gov. Service Charges						
3400 Other Funds Ltd	19,479	23,100	23,100	31,353	28,218	29,675

Health Related Licensing Boards**Agency Number: 83300****Budget Support - Detail Revenues and Expenditures****Cross Reference Number: 83300-018-00-00-00000****2021-23 Biennium****Naturopathic Medicine**

<i>Description</i>	<i>2017-19 Actuals</i>	<i>2019-21 Leg Adopted Budget</i>	<i>2019-21 Leg Approved Budget</i>	<i>2021-23 Agency Request Budget</i>	<i>2021-23 Governor's Budget</i>	<i>2021-23 Leg. Adopted Budget</i>
4250 Data Processing						
3400 Other Funds Ltd	3,731	1,362	1,362	11,979	4,052	9,296
4275 Publicity and Publications						
3400 Other Funds Ltd	1,002	619	619	646	309	646
4300 Professional Services						
3400 Other Funds Ltd	12,066	65,218	65,218	10,256	3,269	10,256
4315 IT Professional Services						
3400 Other Funds Ltd	6,951	82,399	82,399	76,538	38,269	76,538
4325 Attorney General						
3400 Other Funds Ltd	45,159	45,535	45,535	54,382	25,584	51,353
4375 Employee Recruitment and Develop						
3400 Other Funds Ltd	433	-	-	-	-	-
4400 Dues and Subscriptions						
3400 Other Funds Ltd	4,010	667	667	696	333	696
4425 Facilities Rental and Taxes						
3400 Other Funds Ltd	34,000	37,722	37,722	46,240	22,428	43,593
4575 Agency Program Related S and S						
3400 Other Funds Ltd	8,181	1,015	1,015	1,059	507	1,059
4650 Other Services and Supplies						
3400 Other Funds Ltd	25,755	9,695	9,695	54,428	10,723	30,071
4700 Expendable Prop 250 - 5000						
3400 Other Funds Ltd	-	584	584	609	292	609
4715 IT Expendable Property						

Health Related Licensing Boards**Agency Number: 83300****Budget Support - Detail Revenues and Expenditures****Cross Reference Number: 83300-018-00-00-00000****2021-23 Biennium****Naturopathic Medicine**

<i>Description</i>	<i>2017-19 Actuals</i>	<i>2019-21 Leg Adopted Budget</i>	<i>2019-21 Leg Approved Budget</i>	<i>2021-23 Agency Request Budget</i>	<i>2021-23 Governor's Budget</i>	<i>2021-23 Leg. Adopted Budget</i>
3400 Other Funds Ltd	318	-	-	-	-	-
SERVICES & SUPPLIES						
3400 Other Funds Ltd	229,237	294,957	294,957	316,390	147,504	281,996
TOTAL SERVICES & SUPPLIES	\$229,237	\$294,957	\$294,957	\$316,390	\$147,504	\$281,996
EXPENDITURES						
3400 Other Funds Ltd	831,172	1,166,035	1,166,035	1,094,984	511,817	1,060,590
TOTAL EXPENDITURES	\$831,172	\$1,166,035	\$1,166,035	\$1,094,984	\$511,817	\$1,060,590
ENDING BALANCE						
3400 Other Funds Ltd	478,751	390,373	390,373	290,384	339,576	324,778
TOTAL ENDING BALANCE	\$478,751	\$390,373	\$390,373	\$290,384	\$339,576	\$324,778
AUTHORIZED POSITIONS						
8150 Class/Unclass Positions	3	4	4	3	3	3
TOTAL AUTHORIZED POSITIONS	3	4	4	3	3	3
AUTHORIZED FTE						
8250 Class/Unclass FTE Positions	3.00	4.00	4.00	3.00	1.38	3.00
TOTAL AUTHORIZED FTE	3.00	4.00	4.00	3.00	1.38	3.00

Health Related Licensing Boards**Agency Number: 83300****Budget Support - Detail Revenues and Expenditures****Cross Reference Number: 83300-020-00-00-00000****2021-23 Biennium****Occupational Therapy Licensing**

<i>Description</i>	<i>2017-19 Actuals</i>	<i>2019-21 Leg Adopted Budget</i>	<i>2019-21 Leg Approved Budget</i>	<i>2021-23 Agency Request Budget</i>	<i>2021-23 Governor's Budget</i>	<i>2021-23 Leg. Adopted Budget</i>
BEGINNING BALANCE						
0025 Beginning Balance						
3400 Other Funds Ltd	349,108	425,209	425,209	425,209	425,209	425,209
0030 Beginning Balance Adjustment						
3400 Other Funds Ltd	-	(58,172)	(58,172)	(88,741)	(88,741)	(88,741)
BEGINNING BALANCE						
3400 Other Funds Ltd	349,108	367,037	367,037	336,468	336,468	336,468
TOTAL BEGINNING BALANCE	\$349,108	\$367,037	\$367,037	\$336,468	\$336,468	\$336,468
REVENUE CATEGORIES						
LICENSES AND FEES						
0205 Business Lic and Fees						
3400 Other Funds Ltd	446,200	486,202	486,202	630,775	315,388	630,775
FINES, RENTS AND ROYALTIES						
0505 Fines and Forfeitures						
3400 Other Funds Ltd	2,700	-	-	1,000	500	1,000
INTEREST EARNINGS						
0605 Interest Income						
3400 Other Funds Ltd	18,822	22,000	22,000	22,000	11,000	22,000
OTHER						
0975 Other Revenues						
3400 Other Funds Ltd	7,488	6,250	6,250	7,500	3,750	7,500
REVENUE CATEGORIES						
3400 Other Funds Ltd	475,210	514,452	514,452	661,275	330,638	661,275

Health Related Licensing Boards**Agency Number: 83300****Budget Support - Detail Revenues and Expenditures****Cross Reference Number: 83300-020-00-00-00000****2021-23 Biennium****Occupational Therapy Licensing**

<i>Description</i>	<i>2017-19 Actuals</i>	<i>2019-21 Leg Adopted Budget</i>	<i>2019-21 Leg Approved Budget</i>	<i>2021-23 Agency Request Budget</i>	<i>2021-23 Governor's Budget</i>	<i>2021-23 Leg. Adopted Budget</i>
TOTAL REVENUE CATEGORIES	\$475,210	\$514,452	\$514,452	\$661,275	\$330,638	\$661,275
TRANSFERS OUT						
2010 Transfer Out - Intrafund						
3400 Other Funds Ltd	(27,451)	(23,140)	(23,140)	-	-	-
2443 Tsfr To Oregon Health Authority						
3400 Other Funds Ltd	(9,240)	(8,640)	(8,640)	(10,500)	(5,250)	(10,500)
TRANSFERS OUT						
3400 Other Funds Ltd	(36,691)	(31,780)	(31,780)	(10,500)	(5,250)	(10,500)
TOTAL TRANSFERS OUT	(\$36,691)	(\$31,780)	(\$31,780)	(\$10,500)	(\$5,250)	(\$10,500)
AVAILABLE REVENUES						
3400 Other Funds Ltd	787,627	849,709	849,709	987,243	661,856	987,243
TOTAL AVAILABLE REVENUES	\$787,627	\$849,709	\$849,709	\$987,243	\$661,856	\$987,243
EXPENDITURES						
PERSONAL SERVICES						
SALARIES & WAGES						
3110 Class/Unclass Sal. and Per Diem						
3400 Other Funds Ltd	201,290	246,344	246,344	322,270	151,426	322,270
3160 Temporary Appointments						
3400 Other Funds Ltd	-	8,862	8,862	-	-	-
SALARIES & WAGES						
3400 Other Funds Ltd	201,290	255,206	255,206	322,270	151,426	322,270
TOTAL SALARIES & WAGES	\$201,290	\$255,206	\$255,206	\$322,270	\$151,426	\$322,270
OTHER PAYROLL EXPENSES						

Health Related Licensing Boards**Agency Number: 83300****Budget Support - Detail Revenues and Expenditures****Cross Reference Number: 83300-020-00-00-00000****2021-23 Biennium****Occupational Therapy Licensing**

<i>Description</i>	<i>2017-19 Actuals</i>	<i>2019-21 Leg Adopted Budget</i>	<i>2019-21 Leg Approved Budget</i>	<i>2021-23 Agency Request Budget</i>	<i>2021-23 Governor's Budget</i>	<i>2021-23 Leg. Adopted Budget</i>
3210 Empl. Rel. Bd. Assessments						
3400 Other Funds Ltd	1	61	61	96	43	96
3220 Public Employees' Retire Cont						
3400 Other Funds Ltd	31,200	41,313	41,313	54,708	25,691	54,708
3221 Pension Obligation Bond						
3400 Other Funds Ltd	12,533	12,306	12,306	19,417	9,709	19,417
3230 Social Security Taxes						
3400 Other Funds Ltd	15,453	19,524	19,524	24,655	11,585	24,655
3240 Unemployment Assessments						
3400 Other Funds Ltd	2,818	-	-	-	-	-
3250 Worker's Comp. Assess. (WCD)						
3400 Other Funds Ltd	79	116	116	77	34	77
3260 Mass Transit Tax						
3400 Other Funds Ltd	1,191	1,361	1,361	1,989	995	1,989
3270 Flexible Benefits						
3400 Other Funds Ltd	39,635	70,368	70,368	63,720	28,674	63,720
OTHER PAYROLL EXPENSES						
3400 Other Funds Ltd	102,910	145,049	145,049	164,662	76,731	164,662
TOTAL OTHER PAYROLL EXPENSES	\$102,910	\$145,049	\$145,049	\$164,662	\$76,731	\$164,662
P.S. BUDGET ADJUSTMENTS						
3465 Reconciliation Adjustment						
3400 Other Funds Ltd	-	(1,266)	(1,266)	-	-	-
PERSONAL SERVICES						

Health Related Licensing Boards**Agency Number: 83300****Budget Support - Detail Revenues and Expenditures****Cross Reference Number: 83300-020-00-00-00000****2021-23 Biennium****Occupational Therapy Licensing**

<i>Description</i>	<i>2017-19 Actuals</i>	<i>2019-21 Leg Adopted Budget</i>	<i>2019-21 Leg Approved Budget</i>	<i>2021-23 Agency Request Budget</i>	<i>2021-23 Governor's Budget</i>	<i>2021-23 Leg. Adopted Budget</i>
3400 Other Funds Ltd	304,200	398,989	398,989	486,932	228,157	486,932
TOTAL PERSONAL SERVICES	\$304,200	\$398,989	\$398,989	\$486,932	\$228,157	\$486,932
SERVICES & SUPPLIES						
4100 Instate Travel						
3400 Other Funds Ltd	7,127	6,997	6,997	7,298	3,498	7,298
4125 Out of State Travel						
3400 Other Funds Ltd	2,750	2,675	2,675	2,790	1,337	2,790
4150 Employee Training						
3400 Other Funds Ltd	3,942	2,329	2,329	2,429	1,164	2,429
4175 Office Expenses						
3400 Other Funds Ltd	8,180	11,012	11,012	11,486	8,221	11,486
4200 Telecommunications						
3400 Other Funds Ltd	10,008	6,028	6,028	6,287	3,014	6,287
4225 State Gov. Service Charges						
3400 Other Funds Ltd	10,889	22,935	22,935	21,010	18,919	19,891
4250 Data Processing						
3400 Other Funds Ltd	724	793	793	11,384	4,633	10,034
4275 Publicity and Publications						
3400 Other Funds Ltd	1,428	3,578	3,578	3,732	1,789	3,732
4300 Professional Services						
3400 Other Funds Ltd	5,564	15,388	15,388	5,369	2,246	5,369
4315 IT Professional Services						
3400 Other Funds Ltd	4,380	58,882	58,882	26,681	13,341	26,681

Health Related Licensing Boards**Agency Number: 83300****Budget Support - Detail Revenues and Expenditures****Cross Reference Number: 83300-020-00-00-00000****2021-23 Biennium****Occupational Therapy Licensing**

<i>Description</i>	<i>2017-19 Actuals</i>	<i>2019-21 Leg Adopted Budget</i>	<i>2019-21 Leg Approved Budget</i>	<i>2021-23 Agency Request Budget</i>	<i>2021-23 Governor's Budget</i>	<i>2021-23 Leg. Adopted Budget</i>
4325 Attorney General						
3400 Other Funds Ltd	12,579	25,703	25,703	30,697	14,442	28,987
4375 Employee Recruitment and Develop						
3400 Other Funds Ltd	33	40	40	42	20	42
4400 Dues and Subscriptions						
3400 Other Funds Ltd	235	340	340	355	170	355
4425 Facilities Rental and Taxes						
3400 Other Funds Ltd	18,234	19,932	19,932	24,433	11,751	23,275
4575 Agency Program Related S and S						
3400 Other Funds Ltd	24,913	24,912	24,912	25,983	9,741	25,983
4650 Other Services and Supplies						
3400 Other Funds Ltd	11,746	16,391	16,391	42,947	10,202	32,675
4700 Expendable Prop 250 - 5000						
3400 Other Funds Ltd	-	1,168	1,168	1,218	584	1,218
4715 IT Expendable Property						
3400 Other Funds Ltd	383	1,750	1,750	1,825	875	1,825
SERVICES & SUPPLIES						
3400 Other Funds Ltd	123,115	220,853	220,853	225,966	105,947	210,357
TOTAL SERVICES & SUPPLIES	\$123,115	\$220,853	\$220,853	\$225,966	\$105,947	\$210,357
EXPENDITURES						
3400 Other Funds Ltd	427,315	619,842	619,842	712,898	334,104	697,289
TOTAL EXPENDITURES	\$427,315	\$619,842	\$619,842	\$712,898	\$334,104	\$697,289
ENDING BALANCE						

Health Related Licensing Boards**Agency Number: 83300****Budget Support - Detail Revenues and Expenditures****Cross Reference Number: 83300-020-00-00-00000****2021-23 Biennium****Occupational Therapy Licensing**

<i>Description</i>	<i>2017-19 Actuals</i>	<i>2019-21 Leg Adopted Budget</i>	<i>2019-21 Leg Approved Budget</i>	<i>2021-23 Agency Request Budget</i>	<i>2021-23 Governor's Budget</i>	<i>2021-23 Leg. Adopted Budget</i>
3400 Other Funds Ltd	360,312	229,867	229,867	274,345	327,752	289,954
TOTAL ENDING BALANCE	\$360,312	\$229,867	\$229,867	\$274,345	\$327,752	\$289,954
AUTHORIZED POSITIONS						
8150 Class/Unclass Positions	2	2	2	2	2	2
TOTAL AUTHORIZED POSITIONS	2	2	2	2	2	2
AUTHORIZED FTE						
8250 Class/Unclass FTE Positions	1.50	1.75	1.75	1.65	0.75	1.65
TOTAL AUTHORIZED FTE	1.50	1.75	1.75	1.65	0.75	1.65

Health Related Licensing Boards**Agency Number: 83300****Budget Support - Detail Revenues and Expenditures****Cross Reference Number: 83300-026-00-00-00000****2021-23 Biennium****Medical Imaging**

<i>Description</i>	<i>2017-19 Actuals</i>	<i>2019-21 Leg Adopted Budget</i>	<i>2019-21 Leg Approved Budget</i>	<i>2021-23 Agency Request Budget</i>	<i>2021-23 Governor's Budget</i>	<i>2021-23 Leg. Adopted Budget</i>
BEGINNING BALANCE						
0025 Beginning Balance						
3400 Other Funds Ltd	344,586	410,601	410,601	410,601	410,601	410,601
0030 Beginning Balance Adjustment						
3400 Other Funds Ltd	(260)	(24,460)	(24,460)	(191,286)	(191,286)	(191,286)
BEGINNING BALANCE						
3400 Other Funds Ltd	344,326	386,141	386,141	219,315	219,315	219,315
TOTAL BEGINNING BALANCE	\$344,326	\$386,141	\$386,141	\$219,315	\$219,315	\$219,315
REVENUE CATEGORIES						
LICENSES AND FEES						
0205 Business Lic and Fees						
3400 Other Funds Ltd	782,358	849,931	849,931	1,349,116	674,558	1,349,116
0210 Non-business Lic. and Fees						
3400 Other Funds Ltd	-	13,203	13,203	-	-	-
LICENSES AND FEES						
3400 Other Funds Ltd	782,358	863,134	863,134	1,349,116	674,558	1,349,116
TOTAL LICENSES AND FEES	\$782,358	\$863,134	\$863,134	\$1,349,116	\$674,558	\$1,349,116
CHARGES FOR SERVICES						
0410 Charges for Services						
3400 Other Funds Ltd	98	75	75	110	55	110
FINES, RENTS AND ROYALTIES						
0505 Fines and Forfeitures						
3400 Other Funds Ltd	41,800	40,500	40,500	44,000	22,000	44,000

Health Related Licensing Boards**Agency Number: 83300****Budget Support - Detail Revenues and Expenditures****Cross Reference Number: 83300-026-00-00-00000****2021-23 Biennium****Medical Imaging**

<i>Description</i>	<i>2017-19 Actuals</i>	<i>2019-21 Leg Adopted Budget</i>	<i>2019-21 Leg Approved Budget</i>	<i>2021-23 Agency Request Budget</i>	<i>2021-23 Governor's Budget</i>	<i>2021-23 Leg. Adopted Budget</i>
INTEREST EARNINGS						
0605 Interest Income						
3400 Other Funds Ltd	16,146	8,993	8,993	9,000	4,500	9,000
OTHER						
0975 Other Revenues						
3400 Other Funds Ltd	85,660	77,565	77,565	90,408	45,204	90,408
REVENUE CATEGORIES						
3400 Other Funds Ltd	926,062	990,267	990,267	1,492,634	746,317	1,492,634
TOTAL REVENUE CATEGORIES	\$926,062	\$990,267	\$990,267	\$1,492,634	\$746,317	\$1,492,634
TRANSFERS OUT						
2010 Transfer Out - Intrafund						
3400 Other Funds Ltd	(35,688)	(30,921)	(30,921)	-	-	-
2443 Tsfr To Oregon Health Authority						
3400 Other Funds Ltd	(19,092)	(10,100)	(10,100)	(20,000)	(10,000)	(20,000)
TRANSFERS OUT						
3400 Other Funds Ltd	(54,780)	(41,021)	(41,021)	(20,000)	(10,000)	(20,000)
TOTAL TRANSFERS OUT	(\$54,780)	(\$41,021)	(\$41,021)	(\$20,000)	(\$10,000)	(\$20,000)
AVAILABLE REVENUES						
3400 Other Funds Ltd	1,215,608	1,335,387	1,335,387	1,691,949	955,632	1,691,949
TOTAL AVAILABLE REVENUES	\$1,215,608	\$1,335,387	\$1,335,387	\$1,691,949	\$955,632	\$1,691,949
EXPENDITURES						
PERSONAL SERVICES						
SALARIES & WAGES						

Health Related Licensing Boards**Agency Number: 83300****Budget Support - Detail Revenues and Expenditures****Cross Reference Number: 83300-026-00-00-00000****2021-23 Biennium****Medical Imaging**

<i>Description</i>	<i>2017-19 Actuals</i>	<i>2019-21 Leg Adopted Budget</i>	<i>2019-21 Leg Approved Budget</i>	<i>2021-23 Agency Request Budget</i>	<i>2021-23 Governor's Budget</i>	<i>2021-23 Leg. Adopted Budget</i>
3110 Class/Unclass Sal. and Per Diem						
3400 Other Funds Ltd	369,562	465,006	465,006	548,454	256,200	548,454
3160 Temporary Appointments						
3400 Other Funds Ltd	21,761	-	-	-	-	-
3170 Overtime Payments						
3400 Other Funds Ltd	2,012	-	-	-	-	-
3190 All Other Differential						
3400 Other Funds Ltd	5,579	-	-	-	-	-
SALARIES & WAGES						
3400 Other Funds Ltd	398,914	465,006	465,006	548,454	256,200	548,454
TOTAL SALARIES & WAGES	\$398,914	\$465,006	\$465,006	\$548,454	\$256,200	\$548,454
OTHER PAYROLL EXPENSES						
3210 Empl. Rel. Bd. Assessments						
3400 Other Funds Ltd	104	183	183	203	94	203
3220 Public Employees' Retire Cont						
3400 Other Funds Ltd	49,894	77,610	77,610	92,636	43,230	92,636
3221 Pension Obligation Bond						
3400 Other Funds Ltd	23,269	21,416	21,416	31,769	15,884	31,769
3230 Social Security Taxes						
3400 Other Funds Ltd	29,967	35,571	35,571	41,955	19,603	41,955
3240 Unemployment Assessments						
3400 Other Funds Ltd	2,818	-	-	-	-	-
3250 Worker's Comp. Assess. (WCD)						

Health Related Licensing Boards**Agency Number: 83300****Budget Support - Detail Revenues and Expenditures****Cross Reference Number: 83300-026-00-00-00000****2021-23 Biennium****Medical Imaging**

<i>Description</i>	<i>2017-19 Actuals</i>	<i>2019-21 Leg Adopted Budget</i>	<i>2019-21 Leg Approved Budget</i>	<i>2021-23 Agency Request Budget</i>	<i>2021-23 Governor's Budget</i>	<i>2021-23 Leg. Adopted Budget</i>
3400 Other Funds Ltd	157	232	232	161	75	161
3260 Mass Transit Tax						
3400 Other Funds Ltd	2,172	2,280	2,280	3,291	1,537	3,291
3270 Flexible Benefits						
3400 Other Funds Ltd	106,152	140,736	140,736	133,812	62,127	133,812
OTHER PAYROLL EXPENSES						
3400 Other Funds Ltd	214,533	278,028	278,028	303,827	142,550	303,827
TOTAL OTHER PAYROLL EXPENSES	\$214,533	\$278,028	\$278,028	\$303,827	\$142,550	\$303,827
P.S. BUDGET ADJUSTMENTS						
3465 Reconciliation Adjustment						
3400 Other Funds Ltd	-	(19,856)	(19,856)	-	(4)	-
PERSONAL SERVICES						
3400 Other Funds Ltd	613,447	723,178	723,178	852,281	398,746	852,281
TOTAL PERSONAL SERVICES	\$613,447	\$723,178	\$723,178	\$852,281	\$398,746	\$852,281
SERVICES & SUPPLIES						
4100 Instate Travel						
3400 Other Funds Ltd	28,541	18,641	18,641	19,443	-	-
4125 Out of State Travel						
3400 Other Funds Ltd	-	2,238	2,238	2,334	-	-
4150 Employee Training						
3400 Other Funds Ltd	259	3,066	3,066	3,198	-	-
4175 Office Expenses						
3400 Other Funds Ltd	16,237	23,538	23,538	24,550	5,769	12,550

Health Related Licensing Boards**Agency Number: 83300****Budget Support - Detail Revenues and Expenditures****Cross Reference Number: 83300-026-00-00-00000****2021-23 Biennium****Medical Imaging**

<i>Description</i>	<i>2017-19 Actuals</i>	<i>2019-21 Leg Adopted Budget</i>	<i>2019-21 Leg Approved Budget</i>	<i>2021-23 Agency Request Budget</i>	<i>2021-23 Governor's Budget</i>	<i>2021-23 Leg. Adopted Budget</i>
4200 Telecommunications						
3400 Other Funds Ltd	6,193	8,119	8,119	8,468	2,560	5,468
4225 State Gov. Service Charges						
3400 Other Funds Ltd	22,383	23,102	23,102	42,288	38,108	40,051
4250 Data Processing						
3400 Other Funds Ltd	1,797	1,406	1,406	12,023	2,387	6,323
4275 Publicity and Publications						
3400 Other Funds Ltd	1,384	3,239	3,239	3,378	-	-
4300 Professional Services						
3400 Other Funds Ltd	19,845	23,812	23,812	25,169	4,406	10,169
4315 IT Professional Services						
3400 Other Funds Ltd	11,316	92,762	92,762	87,492	42,246	84,492
4325 Attorney General						
3400 Other Funds Ltd	55,853	80,830	80,830	96,535	8,084	46,158
4375 Employee Recruitment and Develop						
3400 Other Funds Ltd	33	233	233	243	-	-
4400 Dues and Subscriptions						
3400 Other Funds Ltd	-	1,512	1,512	1,577	-	-
4425 Facilities Rental and Taxes						
3400 Other Funds Ltd	34,487	40,536	40,536	49,689	-	45,000
4475 Facilities Maintenance						
3400 Other Funds Ltd	150	-	-	-	-	-
4575 Agency Program Related S and S						

Health Related Licensing Boards**Agency Number: 83300****Budget Support - Detail Revenues and Expenditures****Cross Reference Number: 83300-026-00-00-00000****2021-23 Biennium****Medical Imaging**

<i>Description</i>	<i>2017-19 Actuals</i>	<i>2019-21 Leg Adopted Budget</i>	<i>2019-21 Leg Approved Budget</i>	<i>2021-23 Agency Request Budget</i>	<i>2021-23 Governor's Budget</i>	<i>2021-23 Leg. Adopted Budget</i>
3400 Other Funds Ltd	70,870	103,800	103,800	108,263	13,895	83,263
4650 Other Services and Supplies						
3400 Other Funds Ltd	19,811	9,286	9,286	53,571	11,590	20,712
4700 Expendable Prop 250 - 5000						
3400 Other Funds Ltd	-	6,453	6,453	6,730	-	-
4715 IT Expendable Property						
3400 Other Funds Ltd	2,228	9,678	9,678	10,094	-	-
SERVICES & SUPPLIES						
3400 Other Funds Ltd	291,387	452,251	452,251	555,045	129,045	354,186
TOTAL SERVICES & SUPPLIES	\$291,387	\$452,251	\$452,251	\$555,045	\$129,045	\$354,186
EXPENDITURES						
3400 Other Funds Ltd	904,834	1,175,429	1,175,429	1,407,326	527,791	1,206,467
TOTAL EXPENDITURES	\$904,834	\$1,175,429	\$1,175,429	\$1,407,326	\$527,791	\$1,206,467
ENDING BALANCE						
3400 Other Funds Ltd	310,774	159,958	159,958	284,623	427,841	485,482
TOTAL ENDING BALANCE	\$310,774	\$159,958	\$159,958	\$284,623	\$427,841	\$485,482
AUTHORIZED POSITIONS						
8150 Class/Unclass Positions	3	4	4	4	4	4
TOTAL AUTHORIZED POSITIONS	3	4	4	4	4	4
AUTHORIZED FTE						
8250 Class/Unclass FTE Positions	3.00	3.50	3.50	3.50	1.63	3.50
TOTAL AUTHORIZED FTE	3.00	3.50	3.50	3.50	1.63	3.50

Health Related Licensing Boards**Agency Number: 83300****Budget Support - Detail Revenues and Expenditures****Cross Reference Number: 83300-028-00-00-00000****2021-23 Biennium****Speech-Language Path. and Audio.**

<i>Description</i>	<i>2017-19 Actuals</i>	<i>2019-21 Leg Adopted Budget</i>	<i>2019-21 Leg Approved Budget</i>	<i>2021-23 Agency Request Budget</i>	<i>2021-23 Governor's Budget</i>	<i>2021-23 Leg. Adopted Budget</i>
BEGINNING BALANCE						
0025 Beginning Balance						
3400 Other Funds Ltd	466,059	649,697	649,697	649,697	649,697	649,697
0030 Beginning Balance Adjustment						
3400 Other Funds Ltd	-	(86,126)	(86,126)	(291,959)	(291,959)	(291,959)
BEGINNING BALANCE						
3400 Other Funds Ltd	466,059	563,571	563,571	357,738	357,738	357,738
TOTAL BEGINNING BALANCE	\$466,059	\$563,571	\$563,571	\$357,738	\$357,738	\$357,738
REVENUE CATEGORIES						
LICENSES AND FEES						
0205 Business Lic and Fees						
3400 Other Funds Ltd	700,292	675,000	675,000	863,794	431,897	863,794
FINES, RENTS AND ROYALTIES						
0505 Fines and Forfeitures						
3400 Other Funds Ltd	1,800	-	-	5,000	2,500	5,000
INTEREST EARNINGS						
0605 Interest Income						
3400 Other Funds Ltd	30,388	14,263	14,263	30,000	15,000	30,000
REVENUE CATEGORIES						
3400 Other Funds Ltd	732,480	689,263	689,263	898,794	449,397	898,794
TOTAL REVENUE CATEGORIES	\$732,480	\$689,263	\$689,263	\$898,794	\$449,397	\$898,794
TRANSFERS OUT						
2010 Transfer Out - Intrafund						

Health Related Licensing Boards**Agency Number: 83300****Budget Support - Detail Revenues and Expenditures****Cross Reference Number: 83300-028-00-00-00000****2021-23 Biennium****Speech-Language Path. and Audio.**

<i>Description</i>	<i>2017-19 Actuals</i>	<i>2019-21 Leg Adopted Budget</i>	<i>2019-21 Leg Approved Budget</i>	<i>2021-23 Agency Request Budget</i>	<i>2021-23 Governor's Budget</i>	<i>2021-23 Leg. Adopted Budget</i>
3400 Other Funds Ltd	(28,628)	(28,452)	(28,452)	-	-	-
2443 Tsfr To Oregon Health Authority						
3400 Other Funds Ltd	(9,804)	(10,400)	(10,400)	(11,015)	(5,508)	(11,015)
TRANSFERS OUT						
3400 Other Funds Ltd	(38,432)	(38,852)	(38,852)	(11,015)	(5,508)	(11,015)
TOTAL TRANSFERS OUT	(\$38,432)	(\$38,852)	(\$38,852)	(\$11,015)	(\$5,508)	(\$11,015)
AVAILABLE REVENUES						
3400 Other Funds Ltd	1,160,107	1,213,982	1,213,982	1,245,517	801,627	1,245,517
TOTAL AVAILABLE REVENUES	\$1,160,107	\$1,213,982	\$1,213,982	\$1,245,517	\$801,627	\$1,245,517
EXPENDITURES						
PERSONAL SERVICES						
SALARIES & WAGES						
3110 Class/Unclass Sal. and Per Diem						
3400 Other Funds Ltd	254,040	411,924	411,924	503,244	251,622	503,244
3170 Overtime Payments						
3400 Other Funds Ltd	1,055	-	-	-	-	-
3190 All Other Differential						
3400 Other Funds Ltd	7,496	-	-	-	-	-
SALARIES & WAGES						
3400 Other Funds Ltd	262,591	411,924	411,924	503,244	251,622	503,244
TOTAL SALARIES & WAGES	\$262,591	\$411,924	\$411,924	\$503,244	\$251,622	\$503,244
OTHER PAYROLL EXPENSES						
3210 Empl. Rel. Bd. Assessments						

Health Related Licensing Boards**Agency Number: 83300****Budget Support - Detail Revenues and Expenditures****Cross Reference Number: 83300-028-00-00-00000****2021-23 Biennium****Speech-Language Path. and Audio.**

<i>Description</i>	<i>2017-19 Actuals</i>	<i>2019-21 Leg Adopted Budget</i>	<i>2019-21 Leg Approved Budget</i>	<i>2021-23 Agency Request Budget</i>	<i>2021-23 Governor's Budget</i>	<i>2021-23 Leg. Adopted Budget</i>
3400 Other Funds Ltd	3	122	122	174	87	174
3220 Public Employees' Retire Cont						
3400 Other Funds Ltd	38,444	69,690	69,690	85,990	42,995	85,990
3221 Pension Obligation Bond						
3400 Other Funds Ltd	15,914	19,180	19,180	29,150	14,576	29,150
3230 Social Security Taxes						
3400 Other Funds Ltd	19,772	31,514	31,514	38,500	19,250	38,500
3240 Unemployment Assessments						
3400 Other Funds Ltd	2,818	-	-	-	-	-
3250 Worker's Comp. Assess. (WCD)						
3400 Other Funds Ltd	95	174	174	138	69	138
3260 Mass Transit Tax						
3400 Other Funds Ltd	1,325	2,042	2,042	3,019	1,509	3,019
3270 Flexible Benefits						
3400 Other Funds Ltd	73,200	105,552	105,552	114,696	57,348	114,696
OTHER PAYROLL EXPENSES						
3400 Other Funds Ltd	151,571	228,274	228,274	271,667	135,834	271,667
TOTAL OTHER PAYROLL EXPENSES	\$151,571	\$228,274	\$228,274	\$271,667	\$135,834	\$271,667
P.S. BUDGET ADJUSTMENTS						
3465 Reconciliation Adjustment						
3400 Other Funds Ltd	-	(11,213)	(11,213)	-	-	-
PERSONAL SERVICES						
3400 Other Funds Ltd	414,162	628,985	628,985	774,911	387,456	774,911

Health Related Licensing Boards**Agency Number: 83300****Budget Support - Detail Revenues and Expenditures****Cross Reference Number: 83300-028-00-00-00000****2021-23 Biennium****Speech-Language Path. and Audio.**

<i>Description</i>	<i>2017-19 Actuals</i>	<i>2019-21 Leg Adopted Budget</i>	<i>2019-21 Leg Approved Budget</i>	<i>2021-23 Agency Request Budget</i>	<i>2021-23 Governor's Budget</i>	<i>2021-23 Leg. Adopted Budget</i>
TOTAL PERSONAL SERVICES	\$414,162	\$628,985	\$628,985	\$774,911	\$387,456	\$774,911
SERVICES & SUPPLIES						
4100 Instate Travel						
3400 Other Funds Ltd	10,580	11,078	11,078	8,711	4,118	8,711
4125 Out of State Travel						
3400 Other Funds Ltd	1,482	4,087	4,087	3,000	1,412	3,000
4150 Employee Training						
3400 Other Funds Ltd	2,751	3,633	3,633	3,789	1,816	3,789
4175 Office Expenses						
3400 Other Funds Ltd	13,455	8,203	8,203	8,556	4,101	8,556
4200 Telecommunications						
3400 Other Funds Ltd	9,441	4,437	4,437	4,628	2,218	4,628
4225 State Gov. Service Charges						
3400 Other Funds Ltd	15,875	23,100	23,100	31,418	28,283	29,740
4250 Data Processing						
3400 Other Funds Ltd	546	1,053	1,053	11,655	4,241	9,644
4275 Publicity and Publications						
3400 Other Funds Ltd	114	2,043	2,043	2,131	1,021	2,131
4300 Professional Services						
3400 Other Funds Ltd	17,907	96,296	96,296	22,642	8,576	22,642
4315 IT Professional Services						
3400 Other Funds Ltd	5,736	60,150	60,150	30,000	15,000	30,000
4325 Attorney General						

Health Related Licensing Boards**Agency Number: 83300****Budget Support - Detail Revenues and Expenditures****Cross Reference Number: 83300-028-00-00-00000****2021-23 Biennium****Speech-Language Path. and Audio.**

<i>Description</i>	<i>2017-19 Actuals</i>	<i>2019-21 Leg Adopted Budget</i>	<i>2019-21 Leg Approved Budget</i>	<i>2021-23 Agency Request Budget</i>	<i>2021-23 Governor's Budget</i>	<i>2021-23 Leg. Adopted Budget</i>
3400 Other Funds Ltd	54,664	78,690	78,690	70,000	32,223	64,765
4375 Employee Recruitment and Develop						
3400 Other Funds Ltd	33	215	215	224	108	224
4400 Dues and Subscriptions						
3400 Other Funds Ltd	1,150	1,703	1,703	1,776	852	1,776
4425 Facilities Rental and Taxes						
3400 Other Funds Ltd	18,827	27,108	27,108	33,229	15,921	31,244
4575 Agency Program Related S and S						
3400 Other Funds Ltd	29,014	21,463	21,463	22,386	10,731	22,386
4650 Other Services and Supplies						
3400 Other Funds Ltd	15,364	1,156	1,156	39,097	3,200	21,249
4700 Expendable Prop 250 - 5000						
3400 Other Funds Ltd	-	431	431	450	216	450
4715 IT Expendable Property						
3400 Other Funds Ltd	5	5,284	5,284	5,511	2,642	5,511
SERVICES & SUPPLIES						
3400 Other Funds Ltd	196,944	350,130	350,130	299,203	136,679	270,446
TOTAL SERVICES & SUPPLIES	\$196,944	\$350,130	\$350,130	\$299,203	\$136,679	\$270,446
EXPENDITURES						
3400 Other Funds Ltd	611,106	979,115	979,115	1,074,114	524,135	1,045,357
TOTAL EXPENDITURES	\$611,106	\$979,115	\$979,115	\$1,074,114	\$524,135	\$1,045,357
ENDING BALANCE						
3400 Other Funds Ltd	549,001	234,867	234,867	171,403	277,492	200,160

Health Related Licensing Boards**Agency Number: 83300****Budget Support - Detail Revenues and Expenditures****Cross Reference Number: 83300-028-00-00-00000****2021-23 Biennium****Speech-Language Path. and Audio.**

<i>Description</i>	<i>2017-19 Actuals</i>	<i>2019-21 Leg Adopted Budget</i>	<i>2019-21 Leg Approved Budget</i>	<i>2021-23 Agency Request Budget</i>	<i>2021-23 Governor's Budget</i>	<i>2021-23 Leg. Adopted Budget</i>
TOTAL ENDING BALANCE	\$549,001	\$234,867	\$234,867	\$171,403	\$277,492	\$200,160
AUTHORIZED POSITIONS						
8150 Class/Unclass Positions	3	3	3	3	3	3
TOTAL AUTHORIZED POSITIONS	3	3	3	3	3	3
AUTHORIZED FTE						
8250 Class/Unclass FTE Positions	2.31	3.00	3.00	3.00	1.50	3.00
TOTAL AUTHORIZED FTE	2.31	3.00	3.00	3.00	1.50	3.00

Health Related Licensing Boards**Agency Number: 83300****Budget Support - Detail Revenues and Expenditures****Cross Reference Number: 83300-029-00-00-00000****2021-23 Biennium****Veterinary Medical Examiners**

<i>Description</i>	<i>2017-19 Actuals</i>	<i>2019-21 Leg Adopted Budget</i>	<i>2019-21 Leg Approved Budget</i>	<i>2021-23 Agency Request Budget</i>	<i>2021-23 Governor's Budget</i>	<i>2021-23 Leg. Adopted Budget</i>
BEGINNING BALANCE						
0025 Beginning Balance						
3400 Other Funds Ltd	1,089,569	1,225,542	1,225,542	1,225,542	1,225,542	1,225,542
0030 Beginning Balance Adjustment						
3400 Other Funds Ltd	-	118,786	118,786	(32,249)	(32,249)	(32,249)
BEGINNING BALANCE						
3400 Other Funds Ltd	1,089,569	1,344,328	1,344,328	1,193,293	1,193,293	1,193,293
TOTAL BEGINNING BALANCE	\$1,089,569	\$1,344,328	\$1,344,328	\$1,193,293	\$1,193,293	\$1,193,293
REVENUE CATEGORIES						
LICENSES AND FEES						
0205 Business Lic and Fees						
3400 Other Funds Ltd	1,152,325	1,132,605	1,132,605	1,290,231	645,116	1,290,231
FINES, RENTS AND ROYALTIES						
0505 Fines and Forfeitures						
3400 Other Funds Ltd	15,300	2,900	2,900	592	296	592
INTEREST EARNINGS						
0605 Interest Income						
3400 Other Funds Ltd	53,762	35,916	35,916	53,762	26,881	53,762
OTHER						
0975 Other Revenues						
3400 Other Funds Ltd	1,530	475	475	1,530	765	1,530
REVENUE CATEGORIES						
3400 Other Funds Ltd	1,222,917	1,171,896	1,171,896	1,346,115	673,058	1,346,115

Health Related Licensing Boards**Agency Number: 83300****Budget Support - Detail Revenues and Expenditures****Cross Reference Number: 83300-029-00-00-00000****2021-23 Biennium****Veterinary Medical Examiners**

<i>Description</i>	<i>2017-19 Actuals</i>	<i>2019-21 Leg Adopted Budget</i>	<i>2019-21 Leg Approved Budget</i>	<i>2021-23 Agency Request Budget</i>	<i>2021-23 Governor's Budget</i>	<i>2021-23 Leg. Adopted Budget</i>
TOTAL REVENUE CATEGORIES	\$1,222,917	\$1,171,896	\$1,171,896	\$1,346,115	\$673,058	\$1,346,115
TRANSFERS OUT						
2010 Transfer Out - Intrafund						
3400 Other Funds Ltd	(29,805)	(23,106)	(23,106)	-	-	-
AVAILABLE REVENUES						
3400 Other Funds Ltd	2,282,681	2,493,118	2,493,118	2,539,408	1,866,351	2,539,408
TOTAL AVAILABLE REVENUES	\$2,282,681	\$2,493,118	\$2,493,118	\$2,539,408	\$1,866,351	\$2,539,408
EXPENDITURES						
PERSONAL SERVICES						
SALARIES & WAGES						
3110 Class/Unclass Sal. and Per Diem						
3400 Other Funds Ltd	450,967	523,524	523,524	585,552	292,776	585,552
3160 Temporary Appointments						
3400 Other Funds Ltd	9,822	-	-	-	-	-
3190 All Other Differential						
3400 Other Funds Ltd	2,997	-	-	-	-	-
SALARIES & WAGES						
3400 Other Funds Ltd	463,786	523,524	523,524	585,552	292,776	585,552
TOTAL SALARIES & WAGES	\$463,786	\$523,524	\$523,524	\$585,552	\$292,776	\$585,552
OTHER PAYROLL EXPENSES						
3210 Empl. Rel. Bd. Assessments						
3400 Other Funds Ltd	87	183	183	217	109	217
3220 Public Employees' Retire Cont						

Health Related Licensing Boards**Agency Number: 83300****Budget Support - Detail Revenues and Expenditures****Cross Reference Number: 83300-029-00-00-00000****2021-23 Biennium****Veterinary Medical Examiners**

<i>Description</i>	<i>2017-19 Actuals</i>	<i>2019-21 Leg Adopted Budget</i>	<i>2019-21 Leg Approved Budget</i>	<i>2021-23 Agency Request Budget</i>	<i>2021-23 Governor's Budget</i>	<i>2021-23 Leg. Adopted Budget</i>
3400 Other Funds Ltd	86,444	87,865	87,865	99,318	49,660	99,318
3221 Pension Obligation Bond						
3400 Other Funds Ltd	28,138	27,697	27,697	33,918	16,959	33,918
3230 Social Security Taxes						
3400 Other Funds Ltd	35,099	40,048	40,048	44,795	22,400	44,795
3240 Unemployment Assessments						
3400 Other Funds Ltd	17,444	-	-	-	-	-
3250 Worker's Comp. Assess. (WCD)						
3400 Other Funds Ltd	183	232	232	172	86	172
3260 Mass Transit Tax						
3400 Other Funds Ltd	2,749	2,949	2,949	3,513	1,756	3,513
3270 Flexible Benefits						
3400 Other Funds Ltd	81,619	140,736	140,736	143,370	71,685	143,370
OTHER PAYROLL EXPENSES						
3400 Other Funds Ltd	251,763	299,710	299,710	325,303	162,655	325,303
TOTAL OTHER PAYROLL EXPENSES	\$251,763	\$299,710	\$299,710	\$325,303	\$162,655	\$325,303
P.S. BUDGET ADJUSTMENTS						
3455 Vacancy Savings						
3400 Other Funds Ltd	-	-	-	-	(14,639)	-
3465 Reconciliation Adjustment						
3400 Other Funds Ltd	-	3,849	3,849	-	(3)	-
P.S. BUDGET ADJUSTMENTS						
3400 Other Funds Ltd	-	3,849	3,849	-	(14,642)	-

Health Related Licensing Boards**Agency Number: 83300****Budget Support - Detail Revenues and Expenditures****Cross Reference Number: 83300-029-00-00-00000****2021-23 Biennium****Veterinary Medical Examiners**

<i>Description</i>	<i>2017-19 Actuals</i>	<i>2019-21 Leg Adopted Budget</i>	<i>2019-21 Leg Approved Budget</i>	<i>2021-23 Agency Request Budget</i>	<i>2021-23 Governor's Budget</i>	<i>2021-23 Leg. Adopted Budget</i>
TOTAL P.S. BUDGET ADJUSTMENTS	-	\$3,849	\$3,849	-	(\$14,642)	-
PERSONAL SERVICES						
3400 Other Funds Ltd	715,549	827,083	827,083	910,855	440,789	910,855
TOTAL PERSONAL SERVICES	\$715,549	\$827,083	\$827,083	\$910,855	\$440,789	\$910,855
SERVICES & SUPPLIES						
4100 Instate Travel						
3400 Other Funds Ltd	33,527	32,068	32,068	33,447	16,034	33,447
4125 Out of State Travel						
3400 Other Funds Ltd	1,026	6,019	6,019	6,278	3,009	6,278
4150 Employee Training						
3400 Other Funds Ltd	1,675	4,133	4,133	4,311	2,067	4,311
4175 Office Expenses						
3400 Other Funds Ltd	24,285	48,558	48,558	40,216	19,279	40,216
4200 Telecommunications						
3400 Other Funds Ltd	9,149	10,435	10,435	10,884	5,218	10,884
4225 State Gov. Service Charges						
3400 Other Funds Ltd	26,279	23,184	23,184	41,831	37,651	39,593
4250 Data Processing						
3400 Other Funds Ltd	1,137	1,070	1,070	16,888	6,330	14,197
4275 Publicity and Publications						
3400 Other Funds Ltd	2,598	6,418	6,418	6,694	3,209	6,694
4300 Professional Services						
3400 Other Funds Ltd	18,361	20,543	20,543	1,714	272	1,714

Health Related Licensing Boards**Agency Number: 83300****Budget Support - Detail Revenues and Expenditures****Cross Reference Number: 83300-029-00-00-00000****2021-23 Biennium****Veterinary Medical Examiners**

<i>Description</i>	<i>2017-19 Actuals</i>	<i>2019-21 Leg Adopted Budget</i>	<i>2019-21 Leg Approved Budget</i>	<i>2021-23 Agency Request Budget</i>	<i>2021-23 Governor's Budget</i>	<i>2021-23 Leg. Adopted Budget</i>
4315 IT Professional Services						
3400 Other Funds Ltd	8,601	86,105	86,105	80,456	40,228	80,456
4325 Attorney General						
3400 Other Funds Ltd	86,603	75,218	75,218	89,833	42,262	84,829
4375 Employee Recruitment and Develop						
3400 Other Funds Ltd	33	441	441	460	220	460
4400 Dues and Subscriptions						
3400 Other Funds Ltd	768	1,971	1,971	2,056	985	2,056
4425 Facilities Rental and Taxes						
3400 Other Funds Ltd	52,080	32,905	32,905	40,335	19,244	37,853
4475 Facilities Maintenance						
3400 Other Funds Ltd	4,180	-	-	-	-	-
4575 Agency Program Related S and S						
3400 Other Funds Ltd	8,182	22,239	22,239	23,195	11,120	23,195
4650 Other Services and Supplies						
3400 Other Funds Ltd	27,753	755	755	58,049	7,171	35,880
4700 Expendable Prop 250 - 5000						
3400 Other Funds Ltd	41,154	2,766	2,766	2,885	1,383	2,885
4715 IT Expendable Property						
3400 Other Funds Ltd	410	1,703	1,703	1,776	852	1,776
SERVICES & SUPPLIES						
3400 Other Funds Ltd	347,801	376,531	376,531	461,308	216,534	426,724
TOTAL SERVICES & SUPPLIES	\$347,801	\$376,531	\$376,531	\$461,308	\$216,534	\$426,724

Health Related Licensing Boards**Agency Number: 83300****Budget Support - Detail Revenues and Expenditures****Cross Reference Number: 83300-029-00-00-00000****2021-23 Biennium****Veterinary Medical Examiners**

<i>Description</i>	<i>2017-19 Actuals</i>	<i>2019-21 Leg Adopted Budget</i>	<i>2019-21 Leg Approved Budget</i>	<i>2021-23 Agency Request Budget</i>	<i>2021-23 Governor's Budget</i>	<i>2021-23 Leg. Adopted Budget</i>
EXPENDITURES						
3400 Other Funds Ltd	1,063,350	1,203,614	1,203,614	1,372,163	657,323	1,337,579
TOTAL EXPENDITURES	\$1,063,350	\$1,203,614	\$1,203,614	\$1,372,163	\$657,323	\$1,337,579
ENDING BALANCE						
3400 Other Funds Ltd	1,219,331	1,289,504	1,289,504	1,167,245	1,209,028	1,201,829
TOTAL ENDING BALANCE	\$1,219,331	\$1,289,504	\$1,289,504	\$1,167,245	\$1,209,028	\$1,201,829
AUTHORIZED POSITIONS						
8150 Class/Unclass Positions	4	4	4	4	4	4
TOTAL AUTHORIZED POSITIONS	4	4	4	4	4	4
AUTHORIZED FTE						
8250 Class/Unclass FTE Positions	3.75	3.75	3.75	3.75	1.88	3.75
TOTAL AUTHORIZED FTE	3.75	3.75	3.75	3.75	1.88	3.75

Health Related Licensing Boards**Agency Number: 83300****Version / Column Comparison Report - Detail****Cross Reference Number:83300-029-00-00-00000****2021-23 Biennium****Veterinary Medical Examiners**

Description	Governor's Budget (Y-01) 2021-23 Base Budget	Leg. Adopted Budget (Z-01) 2021-23 Base Budget	Column 2 minus Column 1	% Change from Column 1 to Column 2
	Column 1	Column 2		
BEGINNING BALANCE				
0025 Beginning Balance				
3400 Other Funds Ltd	1,225,542	1,225,542	0	-
0030 Beginning Balance Adjustment				
3400 Other Funds Ltd	(32,249)	(32,249)	0	-
TOTAL BEGINNING BALANCE				
3400 Other Funds Ltd	1,193,293	1,193,293	0	-
REVENUE CATEGORIES				
LICENSES AND FEES				
0205 Business Lic and Fees				
3400 Other Funds Ltd	1,290,231	1,290,231	0	-
FINES, RENTS AND ROYALTIES				
0505 Fines and Forfeitures				
3400 Other Funds Ltd	592	592	0	-
INTEREST EARNINGS				
0605 Interest Income				
3400 Other Funds Ltd	53,762	53,762	0	-
OTHER				
0975 Other Revenues				
3400 Other Funds Ltd	1,530	1,530	0	-
TOTAL REVENUES				
3400 Other Funds Ltd	1,346,115	1,346,115	0	-
AVAILABLE REVENUES				
3400 Other Funds Ltd	2,539,408	2,539,408	0	-

Health Related Licensing Boards**Agency Number: 83300****Version / Column Comparison Report - Detail****Cross Reference Number:83300-029-00-00-00000****2021-23 Biennium****Veterinary Medical Examiners**

Description	Governor's Budget (Y-01) 2021-23 Base Budget	Leg. Adopted Budget (Z-01) 2021-23 Base Budget	Column 2 minus Column 1	% Change from Column 1 to Column 2
	Column 1	Column 2		

EXPENDITURES**PERSONAL SERVICES****SALARIES & WAGES****3110 Class/Unclass Sal. and Per Diem**

3400 Other Funds Ltd	585,552	585,552	0	-
----------------------	---------	---------	---	---

OTHER PAYROLL EXPENSES**3210 Empl. Rel. Bd. Assessments**

3400 Other Funds Ltd	217	217	0	-
----------------------	-----	-----	---	---

3220 Public Employees' Retire Cont

3400 Other Funds Ltd	99,318	99,318	0	-
----------------------	--------	--------	---	---

3221 Pension Obligation Bond

3400 Other Funds Ltd	27,697	27,697	0	-
----------------------	--------	--------	---	---

3230 Social Security Taxes

3400 Other Funds Ltd	44,795	44,795	0	-
----------------------	--------	--------	---	---

3250 Worker's Comp. Assess. (WCD)

3400 Other Funds Ltd	172	172	0	-
----------------------	-----	-----	---	---

3260 Mass Transit Tax

3400 Other Funds Ltd	2,949	2,949	0	-
----------------------	-------	-------	---	---

3270 Flexible Benefits

3400 Other Funds Ltd	143,370	143,370	0	-
----------------------	---------	---------	---	---

TOTAL OTHER PAYROLL EXPENSES

3400 Other Funds Ltd	318,518	318,518	0	-
----------------------	---------	---------	---	---

TOTAL PERSONAL SERVICES

3400 Other Funds Ltd	904,070	904,070	0	-
----------------------	---------	---------	---	---

Health Related Licensing Boards**Agency Number: 83300****Version / Column Comparison Report - Detail****Cross Reference Number:83300-029-00-00-00000****2021-23 Biennium****Veterinary Medical Examiners**

Description	Governor's Budget (Y-01) 2021-23 Base Budget	Leg. Adopted Budget (Z-01) 2021-23 Base Budget	Column 2 minus Column 1	% Change from Column 1 to Column 2
	Column 1	Column 2		
SERVICES & SUPPLIES				
4100 Instate Travel				
3400 Other Funds Ltd	32,068	32,068	0	-
4125 Out of State Travel				
3400 Other Funds Ltd	6,019	6,019	0	-
4150 Employee Training				
3400 Other Funds Ltd	4,133	4,133	0	-
4175 Office Expenses				
3400 Other Funds Ltd	38,558	38,558	0	-
4200 Telecommunications				
3400 Other Funds Ltd	10,435	10,435	0	-
4225 State Gov. Service Charges				
3400 Other Funds Ltd	23,184	23,184	0	-
4250 Data Processing				
3400 Other Funds Ltd	6,070	6,070	0	-
4275 Publicity and Publications				
3400 Other Funds Ltd	6,418	6,418	0	-
4300 Professional Services				
3400 Other Funds Ltd	20,543	20,543	0	-
4315 IT Professional Services				
3400 Other Funds Ltd	86,105	86,105	0	-
4325 Attorney General				
3400 Other Funds Ltd	75,218	75,218	0	-
4375 Employee Recruitment and Develop				

Health Related Licensing Boards**Agency Number: 83300****Version / Column Comparison Report - Detail****Cross Reference Number:83300-029-00-00-00000****2021-23 Biennium****Veterinary Medical Examiners**

Description	Governor's Budget (Y-01) 2021-23 Base Budget	Leg. Adopted Budget (Z-01) 2021-23 Base Budget	Column 2 minus Column 1	% Change from Column 1 to Column 2
	Column 1	Column 2		
3400 Other Funds Ltd	441	441	0	-
4400 Dues and Subscriptions				
3400 Other Funds Ltd	1,971	1,971	0	-
4425 Facilities Rental and Taxes				
3400 Other Funds Ltd	32,905	32,905	0	-
4575 Agency Program Related S and S				
3400 Other Funds Ltd	22,239	22,239	0	-
4650 Other Services and Supplies				
3400 Other Funds Ltd	5,755	5,755	0	-
4700 Expendable Prop 250 - 5000				
3400 Other Funds Ltd	2,766	2,766	0	-
4715 IT Expendable Property				
3400 Other Funds Ltd	1,703	1,703	0	-
TOTAL SERVICES & SUPPLIES				
3400 Other Funds Ltd	376,531	376,531	0	-
TOTAL EXPENDITURES				
3400 Other Funds Ltd	1,280,601	1,280,601	0	-
ENDING BALANCE				
3400 Other Funds Ltd	1,258,807	1,258,807	0	-
AUTHORIZED POSITIONS				
8150 Class/Unclass Positions	4	4	0	-
AUTHORIZED FTE				
8250 Class/Unclass FTE Positions	3.75	3.75	0	-

Health Related Licensing Boards**Agency Number: 83300****Package Comparison Report - Detail****Cross Reference Number: 83300-029-00-00-00000****2021-23 Biennium****Package: Non-PICS Psnl Svc / Vacancy Factor****Veterinary Medical Examiners****Pkg Group: ESS Pkg Type: 010 Pkg Number: 010**

Description	Governor's Budget (Y-01)	Leg. Adopted Budget (Z-01)	Column 2 Minus Column 1	% Change from Column 1 to Column 2
	Column 1	Column 2		

EXPENDITURES**PERSONAL SERVICES****OTHER PAYROLL EXPENSES****3221 Pension Obligation Bond**

3400 Other Funds Ltd	6,221	6,221	0	0.00%
----------------------	-------	-------	---	-------

3260 Mass Transit Tax

3400 Other Funds Ltd	564	564	0	0.00%
----------------------	-----	-----	---	-------

OTHER PAYROLL EXPENSES

3400 Other Funds Ltd	6,785	6,785	0	0.00%
----------------------	-------	-------	---	-------

TOTAL OTHER PAYROLL EXPENSES

\$6,785	\$6,785	\$0	0.00%
----------------	----------------	------------	--------------

PERSONAL SERVICES

3400 Other Funds Ltd	6,785	6,785	0	0.00%
----------------------	-------	-------	---	-------

TOTAL PERSONAL SERVICES

\$6,785	\$6,785	\$0	0.00%
----------------	----------------	------------	--------------

EXPENDITURES

3400 Other Funds Ltd	6,785	6,785	0	0.00%
----------------------	-------	-------	---	-------

TOTAL EXPENDITURES

\$6,785	\$6,785	\$0	0.00%
----------------	----------------	------------	--------------

ENDING BALANCE

3400 Other Funds Ltd	(6,785)	(6,785)	0	0.00%
----------------------	---------	---------	---	-------

TOTAL ENDING BALANCE

(\$6,785)	(\$6,785)	\$0	0.00%
------------------	------------------	------------	--------------

Health Related Licensing Boards**Agency Number: 83300****Package Comparison Report - Detail****Cross Reference Number: 83300-029-00-00-00000****2021-23 Biennium****Package: Standard Inflation****Veterinary Medical Examiners****Pkg Group: ESS Pkg Type: 030 Pkg Number: 031**

Description	Governor's Budget (Y-01)	Leg. Adopted Budget (Z-01)	Column 2 Minus Column 1	% Change from Column 1 to Column 2
	Column 1	Column 2		

EXPENDITURES**SERVICES & SUPPLIES****4100 Instate Travel**

3400 Other Funds Ltd	1,379	1,379	0	0.00%
----------------------	-------	-------	---	-------

4125 Out of State Travel

3400 Other Funds Ltd	259	259	0	0.00%
----------------------	-----	-----	---	-------

4150 Employee Training

3400 Other Funds Ltd	178	178	0	0.00%
----------------------	-----	-----	---	-------

4175 Office Expenses

3400 Other Funds Ltd	1,658	1,658	0	0.00%
----------------------	-------	-------	---	-------

4200 Telecommunications

3400 Other Funds Ltd	449	449	0	0.00%
----------------------	-----	-----	---	-------

4225 State Gov. Service Charges

3400 Other Funds Ltd	18,647	18,647	0	0.00%
----------------------	--------	--------	---	-------

4250 Data Processing

3400 Other Funds Ltd	261	261	0	0.00%
----------------------	-----	-----	---	-------

4275 Publicity and Publications

3400 Other Funds Ltd	276	276	0	0.00%
----------------------	-----	-----	---	-------

4300 Professional Services

Health Related Licensing Boards**Agency Number: 83300****Package Comparison Report - Detail****Cross Reference Number: 83300-029-00-00-00000****2021-23 Biennium****Package: Standard Inflation****Veterinary Medical Examiners****Pkg Group: ESS Pkg Type: 030 Pkg Number: 031**

Description	Governor's Budget (Y-01)	Leg. Adopted Budget (Z-01)	Column 2 Minus Column 1	% Change from Column 1 to Column 2
	Column 1	Column 2		
3400 Other Funds Ltd	1,171	1,171	0	0.00%
4315 IT Professional Services				
3400 Other Funds Ltd	4,908	4,908	0	0.00%
4325 Attorney General				
3400 Other Funds Ltd	14,615	14,615	0	0.00%
4375 Employee Recruitment and Develop				
3400 Other Funds Ltd	19	19	0	0.00%
4400 Dues and Subscriptions				
3400 Other Funds Ltd	85	85	0	0.00%
4425 Facilities Rental and Taxes				
3400 Other Funds Ltd	7,430	7,430	0	0.00%
4575 Agency Program Related S and S				
3400 Other Funds Ltd	956	956	0	0.00%
4650 Other Services and Supplies				
3400 Other Funds Ltd	247	247	0	0.00%
4700 Expendable Prop 250 - 5000				
3400 Other Funds Ltd	119	119	0	0.00%
4715 IT Expendable Property				
3400 Other Funds Ltd	73	73	0	0.00%

Health Related Licensing Boards**Agency Number: 83300****Package Comparison Report - Detail****Cross Reference Number: 83300-029-00-00-00000****2021-23 Biennium****Package: Standard Inflation****Veterinary Medical Examiners****Pkg Group: ESS Pkg Type: 030 Pkg Number: 031**

Description	Governor's Budget (Y-01)	Leg. Adopted Budget (Z-01)	Column 2 Minus Column 1	% Change from Column 1 to Column 2
	Column 1	Column 2		
SERVICES & SUPPLIES				
3400 Other Funds Ltd	52,730	52,730	0	0.00%
TOTAL SERVICES & SUPPLIES	\$52,730	\$52,730	\$0	0.00%
EXPENDITURES				
3400 Other Funds Ltd	52,730	52,730	0	0.00%
TOTAL EXPENDITURES	\$52,730	\$52,730	\$0	0.00%
ENDING BALANCE				
3400 Other Funds Ltd	(52,730)	(52,730)	0	0.00%
TOTAL ENDING BALANCE	(\$52,730)	(\$52,730)	\$0	0.00%

Health Related Licensing Boards**Agency Number: 83300****Package Comparison Report - Detail****Cross Reference Number: 83300-029-00-00-00000****2021-23 Biennium****Package: Technical Adjustments****Veterinary Medical Examiners****Pkg Group: ESS Pkg Type: 060 Pkg Number: 060**

Description	Governor's Budget (Y-01)	Leg. Adopted Budget (Z-01)	Column 2 Minus Column 1	% Change from Column 1 to Column 2
	Column 1	Column 2		

EXPENDITURES**SERVICES & SUPPLIES****4250 Data Processing**

3400 Other Funds Ltd	10,557	10,557	0	0.00%
----------------------	--------	--------	---	-------

4300 Professional Services

3400 Other Funds Ltd	(20,000)	(20,000)	0	0.00%
----------------------	----------	----------	---	-------

4315 IT Professional Services

3400 Other Funds Ltd	(10,557)	(10,557)	0	0.00%
----------------------	----------	----------	---	-------

4650 Other Services and Supplies

3400 Other Funds Ltd	52,047	52,047	0	0.00%
----------------------	--------	--------	---	-------

SERVICES & SUPPLIES

3400 Other Funds Ltd	32,047	32,047	0	0.00%
----------------------	--------	--------	---	-------

TOTAL SERVICES & SUPPLIES

\$32,047	\$32,047	\$0	0.00%
-----------------	-----------------	------------	--------------

EXPENDITURES

3400 Other Funds Ltd	32,047	32,047	0	0.00%
----------------------	--------	--------	---	-------

TOTAL EXPENDITURES

\$32,047	\$32,047	\$0	0.00%
-----------------	-----------------	------------	--------------

ENDING BALANCE

3400 Other Funds Ltd	(32,047)	(32,047)	0	0.00%
----------------------	----------	----------	---	-------

TOTAL ENDING BALANCE

(\$32,047)	(\$32,047)	\$0	0.00%
-------------------	-------------------	------------	--------------

Health Related Licensing Boards**Agency Number: 83300****Package Comparison Report - Detail****Cross Reference Number: 83300-029-00-00-00000****2021-23 Biennium****Package: Elimination of S&S Inflation****Veterinary Medical Examiners****Pkg Group: POL Pkg Type: 090 Pkg Number: 091**

Description	Governor's Budget (Y-01)	Leg. Adopted Budget (Z-01)	Column 2 Minus Column 1	% Change from Column 1 to Column 2
	Column 1	Column 2		

EXPENDITURES**SERVICES & SUPPLIES****4100 Instate Travel**

3400 Other Funds Ltd	(1,379)	-	1,379	100.00%
----------------------	---------	---	-------	---------

4125 Out of State Travel

3400 Other Funds Ltd	(259)	-	259	100.00%
----------------------	-------	---	-----	---------

4150 Employee Training

3400 Other Funds Ltd	(178)	-	178	100.00%
----------------------	-------	---	-----	---------

4175 Office Expenses

3400 Other Funds Ltd	(1,658)	-	1,658	100.00%
----------------------	---------	---	-------	---------

4200 Telecommunications

3400 Other Funds Ltd	(449)	-	449	100.00%
----------------------	-------	---	-----	---------

4275 Publicity and Publications

3400 Other Funds Ltd	(276)	-	276	100.00%
----------------------	-------	---	-----	---------

4300 Professional Services

3400 Other Funds Ltd	(1,171)	-	1,171	100.00%
----------------------	---------	---	-------	---------

4375 Employee Recruitment and Develop

3400 Other Funds Ltd	(19)	-	19	100.00%
----------------------	------	---	----	---------

4400 Dues and Subscriptions

Health Related Licensing Boards**Agency Number: 83300****Package Comparison Report - Detail****Cross Reference Number: 83300-029-00-00-00000****2021-23 Biennium****Package: Elimination of S&S Inflation****Veterinary Medical Examiners****Pkg Group: POL Pkg Type: 090 Pkg Number: 091**

Description	Governor's Budget (Y-01)	Leg. Adopted Budget (Z-01)	Column 2 Minus Column 1	% Change from Column 1 to Column 2
	Column 1	Column 2		
3400 Other Funds Ltd	(85)	-	85	100.00%
4575 Agency Program Related S and S				
3400 Other Funds Ltd	(956)	-	956	100.00%
4650 Other Services and Supplies				
3400 Other Funds Ltd	(247)	-	247	100.00%
4700 Expendable Prop 250 - 5000				
3400 Other Funds Ltd	(119)	-	119	100.00%
4715 IT Expendable Property				
3400 Other Funds Ltd	(73)	-	73	100.00%
SERVICES & SUPPLIES				
3400 Other Funds Ltd	(6,869)	-	6,869	100.00%
TOTAL SERVICES & SUPPLIES	(\$6,869)	-	\$6,869	100.00%
EXPENDITURES				
3400 Other Funds Ltd	(6,869)	-	6,869	100.00%
TOTAL EXPENDITURES	(\$6,869)	-	\$6,869	100.00%
ENDING BALANCE				
3400 Other Funds Ltd	6,869	-	(6,869)	(100.00%)
TOTAL ENDING BALANCE	\$6,869	-	(\$6,869)	(100.00%)

Health Related Licensing Boards**Agency Number: 83300****Package Comparison Report - Detail****Cross Reference Number: 83300-029-00-00-00000****2021-23 Biennium****Package: Personal Services Adjustments****Veterinary Medical Examiners****Pkg Group: POL Pkg Type: 090 Pkg Number: 092**

Description	Governor's Budget (Y-01)	Leg. Adopted Budget (Z-01)	Column 2 Minus Column 1	% Change from Column 1 to Column 2
	Column 1	Column 2		

EXPENDITURES**PERSONAL SERVICES****P.S. BUDGET ADJUSTMENTS****3455 Vacancy Savings**

3400 Other Funds Ltd	(29,278)	-	29,278	100.00%
----------------------	----------	---	--------	---------

P.S. BUDGET ADJUSTMENTS

3400 Other Funds Ltd	(29,278)	-	29,278	100.00%
----------------------	----------	---	--------	---------

TOTAL P.S. BUDGET ADJUSTMENTS	(\$29,278)	-	\$29,278	100.00%
--------------------------------------	-------------------	----------	-----------------	----------------

PERSONAL SERVICES

3400 Other Funds Ltd	(29,278)	-	29,278	100.00%
----------------------	----------	---	--------	---------

TOTAL PERSONAL SERVICES	(\$29,278)	-	\$29,278	100.00%
--------------------------------	-------------------	----------	-----------------	----------------

EXPENDITURES

3400 Other Funds Ltd	(29,278)	-	29,278	100.00%
----------------------	----------	---	--------	---------

TOTAL EXPENDITURES	(\$29,278)	-	\$29,278	100.00%
---------------------------	-------------------	----------	-----------------	----------------

ENDING BALANCE

3400 Other Funds Ltd	29,278	-	(29,278)	(100.00%)
----------------------	--------	---	----------	-----------

TOTAL ENDING BALANCE	\$29,278	-	(\$29,278)	(100.00%)
-----------------------------	-----------------	----------	-------------------	------------------

Health Related Licensing Boards**Agency Number: 83300****Package Comparison Report - Detail****Cross Reference Number: 83300-029-00-00-00000****2021-23 Biennium****Package: Statewide Adjustment DAS Chgs****Veterinary Medical Examiners****Pkg Group: POL Pkg Type: 090 Pkg Number: 096**

Description	Governor's Budget (Y-01)	Leg. Adopted Budget (Z-01)	Column 2 Minus Column 1	% Change from Column 1 to Column 2
	Column 1	Column 2		

EXPENDITURES**SERVICES & SUPPLIES****4225 State Gov. Service Charges**

3400 Other Funds Ltd	14,646	-	(14,646)	(100.00%)
----------------------	--------	---	----------	-----------

4250 Data Processing

3400 Other Funds Ltd	(1,405)	-	1,405	100.00%
----------------------	---------	---	-------	---------

4425 Facilities Rental and Taxes

3400 Other Funds Ltd	(1,847)	-	1,847	100.00%
----------------------	---------	---	-------	---------

4650 Other Services and Supplies

3400 Other Funds Ltd	(24,634)	-	24,634	100.00%
----------------------	----------	---	--------	---------

SERVICES & SUPPLIES

3400 Other Funds Ltd	(13,240)	-	13,240	100.00%
----------------------	----------	---	--------	---------

TOTAL SERVICES & SUPPLIES

(\$13,240)	-	\$13,240	100.00%
-------------------	----------	-----------------	----------------

EXPENDITURES

3400 Other Funds Ltd	(13,240)	-	13,240	100.00%
----------------------	----------	---	--------	---------

TOTAL EXPENDITURES

(\$13,240)	-	\$13,240	100.00%
-------------------	----------	-----------------	----------------

ENDING BALANCE

3400 Other Funds Ltd	13,240	-	(13,240)	(100.00%)
----------------------	--------	---	----------	-----------

TOTAL ENDING BALANCE

\$13,240	-	(\$13,240)	(100.00%)
-----------------	----------	-------------------	------------------

Health Related Licensing Boards**Agency Number: 83300****Package Comparison Report - Detail****Cross Reference Number: 83300-029-00-00-00000****2021-23 Biennium****Package: Statewide AG Adjustment****Veterinary Medical Examiners****Pkg Group: POL Pkg Type: 090 Pkg Number: 097**

Description	Governor's Budget (Y-01)	Leg. Adopted Budget (Z-01)	Column 2 Minus Column 1	% Change from Column 1 to Column 2
	Column 1	Column 2		

EXPENDITURES**SERVICES & SUPPLIES****4325 Attorney General**

3400 Other Funds Ltd	(5,309)	-	5,309	100.00%
----------------------	---------	---	-------	---------

SERVICES & SUPPLIES

3400 Other Funds Ltd	(5,309)	-	5,309	100.00%
----------------------	---------	---	-------	---------

TOTAL SERVICES & SUPPLIES	(\$5,309)	-	\$5,309	100.00%
--------------------------------------	------------------	----------	----------------	----------------

EXPENDITURES

3400 Other Funds Ltd	(5,309)	-	5,309	100.00%
----------------------	---------	---	-------	---------

TOTAL EXPENDITURES	(\$5,309)	-	\$5,309	100.00%
---------------------------	------------------	----------	----------------	----------------

ENDING BALANCE

3400 Other Funds Ltd	5,309	-	(5,309)	(100.00%)
----------------------	-------	---	---------	-----------

TOTAL ENDING BALANCE	\$5,309	-	(\$5,309)	(100.00%)
-----------------------------	----------------	----------	------------------	------------------

Health Related Licensing Boards**Agency Number: 83300****Package Comparison Report - Detail****Cross Reference Number: 83300-029-00-00-00000****2021-23 Biennium****Package: HRLB Program Reorganization****Veterinary Medical Examiners****Pkg Group: POL Pkg Type: 090 Pkg Number: 098**

Description	Governor's Budget (Y-01)	Leg. Adopted Budget (Z-01)	Column 2 Minus Column 1	% Change from Column 1 to Column 2
	Column 1	Column 2		

REVENUE CATEGORIES**LICENSES AND FEES****0205 Business Lic and Fees**

3400 Other Funds Ltd	(645,115)	-	645,115	100.00%
----------------------	-----------	---	---------	---------

FINES, RENTS AND ROYALTIES**0505 Fines and Forfeitures**

3400 Other Funds Ltd	(296)	-	296	100.00%
----------------------	-------	---	-----	---------

INTEREST EARNINGS**0605 Interest Income**

3400 Other Funds Ltd	(26,881)	-	26,881	100.00%
----------------------	----------	---	--------	---------

OTHER**0975 Other Revenues**

3400 Other Funds Ltd	(765)	-	765	100.00%
----------------------	-------	---	-----	---------

REVENUE CATEGORIES

3400 Other Funds Ltd	(673,057)	-	673,057	100.00%
----------------------	-----------	---	---------	---------

TOTAL REVENUE CATEGORIES	(\$673,057)	-	\$673,057	100.00%
---------------------------------	--------------------	----------	------------------	----------------

AVAILABLE REVENUES

3400 Other Funds Ltd	(673,057)	-	673,057	100.00%
----------------------	-----------	---	---------	---------

TOTAL AVAILABLE REVENUES	(\$673,057)	-	\$673,057	100.00%
---------------------------------	--------------------	----------	------------------	----------------

Health Related Licensing Boards**Agency Number: 83300****Package Comparison Report - Detail****Cross Reference Number: 83300-029-00-00-00000****2021-23 Biennium****Package: HRLB Program Reorganization****Veterinary Medical Examiners****Pkg Group: POL Pkg Type: 090 Pkg Number: 098**

Description	Governor's Budget (Y-01)	Leg. Adopted Budget (Z-01)	Column 2 Minus Column 1	% Change from Column 1 to Column 2
	Column 1	Column 2		

EXPENDITURES**PERSONAL SERVICES****SALARIES & WAGES****3110 Class/Unclass Sal. and Per Diem**

3400 Other Funds Ltd	(292,776)	-	292,776	100.00%
----------------------	-----------	---	---------	---------

OTHER PAYROLL EXPENSES**3210 Empl. Rel. Bd. Assessments**

3400 Other Funds Ltd	(108)	-	108	100.00%
----------------------	-------	---	-----	---------

3220 Public Employees Retire Cont

3400 Other Funds Ltd	(49,658)	-	49,658	100.00%
----------------------	----------	---	--------	---------

3221 Pension Obligation Bond

3400 Other Funds Ltd	(16,959)	-	16,959	100.00%
----------------------	----------	---	--------	---------

3230 Social Security Taxes

3400 Other Funds Ltd	(22,395)	-	22,395	100.00%
----------------------	----------	---	--------	---------

3250 Workers Comp. Assess. (WCD)

3400 Other Funds Ltd	(86)	-	86	100.00%
----------------------	------	---	----	---------

3260 Mass Transit Tax

3400 Other Funds Ltd	(1,757)	-	1,757	100.00%
----------------------	---------	---	-------	---------

3270 Flexible Benefits

Health Related Licensing Boards**Agency Number: 83300****Package Comparison Report - Detail****Cross Reference Number: 83300-029-00-00-00000****2021-23 Biennium****Package: HRLB Program Reorganization****Veterinary Medical Examiners****Pkg Group: POL Pkg Type: 090 Pkg Number: 098**

Description	Governor's Budget (Y-01)	Leg. Adopted Budget (Z-01)	Column 2 Minus Column 1	% Change from Column 1 to Column 2
	Column 1	Column 2		
3400 Other Funds Ltd	(71,685)	-	71,685	100.00%
OTHER PAYROLL EXPENSES				
3400 Other Funds Ltd	(162,648)	-	162,648	100.00%
TOTAL OTHER PAYROLL EXPENSES	(\$162,648)	-	\$162,648	100.00%
P.S. BUDGET ADJUSTMENTS				
3455 Vacancy Savings				
3400 Other Funds Ltd	14,639	-	(14,639)	(100.00%)
3465 Reconciliation Adjustment				
3400 Other Funds Ltd	(3)	-	3	100.00%
P.S. BUDGET ADJUSTMENTS				
3400 Other Funds Ltd	14,636	-	(14,636)	(100.00%)
TOTAL P.S. BUDGET ADJUSTMENTS	\$14,636	-	(\$14,636)	(100.00%)
PERSONAL SERVICES				
3400 Other Funds Ltd	(440,788)	-	440,788	100.00%
TOTAL PERSONAL SERVICES	(\$440,788)	-	\$440,788	100.00%
SERVICES & SUPPLIES				
4100 Instate Travel				
3400 Other Funds Ltd	(16,034)	-	16,034	100.00%
4125 Out of State Travel				

Health Related Licensing Boards**Agency Number: 83300****Package Comparison Report - Detail****Cross Reference Number: 83300-029-00-00-00000****2021-23 Biennium****Package: HRLB Program Reorganization****Veterinary Medical Examiners****Pkg Group: POL Pkg Type: 090 Pkg Number: 098**

Description	Governor's Budget (Y-01)	Leg. Adopted Budget (Z-01)	Column 2 Minus Column 1	% Change from Column 1 to Column 2
	Column 1	Column 2		
3400 Other Funds Ltd	(3,010)	-	3,010	100.00%
4150 Employee Training				
3400 Other Funds Ltd	(2,066)	-	2,066	100.00%
4175 Office Expenses				
3400 Other Funds Ltd	(19,279)	-	19,279	100.00%
4200 Telecommunications				
3400 Other Funds Ltd	(5,217)	-	5,217	100.00%
4225 State Gov. Service Charges				
3400 Other Funds Ltd	(18,826)	-	18,826	100.00%
4250 Data Processing				
3400 Other Funds Ltd	(6,331)	-	6,331	100.00%
4275 Publicity and Publications				
3400 Other Funds Ltd	(3,209)	-	3,209	100.00%
4300 Professional Services				
3400 Other Funds Ltd	(271)	-	271	100.00%
4315 IT Professional Services				
3400 Other Funds Ltd	(40,228)	-	40,228	100.00%
4325 Attorney General				
3400 Other Funds Ltd	(42,262)	-	42,262	100.00%

Health Related Licensing Boards**Agency Number: 83300****Package Comparison Report - Detail****Cross Reference Number: 83300-029-00-00-00000****2021-23 Biennium****Package: HRLB Program Reorganization****Veterinary Medical Examiners****Pkg Group: POL Pkg Type: 090 Pkg Number: 098**

Description	Governor's Budget (Y-01)	Leg. Adopted Budget (Z-01)	Column 2 Minus Column 1	% Change from Column 1 to Column 2
	Column 1	Column 2		
4375 Employee Recruitment and Develop				
3400 Other Funds Ltd	(221)	-	221	100.00%
4400 Dues and Subscriptions				
3400 Other Funds Ltd	(986)	-	986	100.00%
4425 Facilities Rental and Taxes				
3400 Other Funds Ltd	(19,244)	-	19,244	100.00%
4575 Agency Program Related S and S				
3400 Other Funds Ltd	(11,119)	-	11,119	100.00%
4650 Other Services and Supplies				
3400 Other Funds Ltd	(25,997)	-	25,997	100.00%
4700 Expendable Prop 250 - 5000				
3400 Other Funds Ltd	(1,383)	-	1,383	100.00%
4715 IT Expendable Property				
3400 Other Funds Ltd	(851)	-	851	100.00%
SERVICES & SUPPLIES				
3400 Other Funds Ltd	(216,534)	-	216,534	100.00%
TOTAL SERVICES & SUPPLIES	(\$216,534)	-	\$216,534	100.00%
EXPENDITURES				
3400 Other Funds Ltd	(657,322)	-	657,322	100.00%

Health Related Licensing Boards**Agency Number: 83300****Package Comparison Report - Detail****Cross Reference Number: 83300-029-00-00-00000****2021-23 Biennium****Package: HRLB Program Reorganization****Veterinary Medical Examiners****Pkg Group: POL Pkg Type: 090 Pkg Number: 098**

Description	Governor's Budget (Y-01)	Leg. Adopted Budget (Z-01)	Column 2 Minus Column 1	% Change from Column 1 to Column 2
	Column 1	Column 2		
TOTAL EXPENDITURES	(\$657,322)	-	\$657,322	100.00%
ENDING BALANCE				
3400 Other Funds Ltd	(15,735)	-	15,735	100.00%
TOTAL ENDING BALANCE	(\$15,735)	-	\$15,735	100.00%
AUTHORIZED FTE				
8250 Class/Unclass FTE Positions	(1.87)	-	1.87	100.00%

Health Related Licensing Boards**Agency Number: 83300****Package Comparison Report - Detail****Cross Reference Number: 83300-029-00-00-00000****2021-23 Biennium****Package: Microsoft 365 Consolidation****Veterinary Medical Examiners****Pkg Group: POL Pkg Type: 090 Pkg Number: 099**

Description	Governor's Budget (Y-01)	Leg. Adopted Budget (Z-01)	Column 2 Minus Column 1	% Change from Column 1 to Column 2
	Column 1	Column 2		

EXPENDITURES**SERVICES & SUPPLIES****4250 Data Processing**

3400 Other Funds Ltd	(2,822)	(2,822)	0	0.00%
----------------------	---------	---------	---	-------

SERVICES & SUPPLIES

3400 Other Funds Ltd	(2,822)	(2,822)	0	0.00%
----------------------	---------	---------	---	-------

TOTAL SERVICES & SUPPLIES	(\$2,822)	(\$2,822)	\$0	0.00%
--------------------------------------	------------------	------------------	------------	--------------

EXPENDITURES

3400 Other Funds Ltd	(2,822)	(2,822)	0	0.00%
----------------------	---------	---------	---	-------

TOTAL EXPENDITURES	(\$2,822)	(\$2,822)	\$0	0.00%
---------------------------	------------------	------------------	------------	--------------

ENDING BALANCE

3400 Other Funds Ltd	2,822	2,822	0	0.00%
----------------------	-------	-------	---	-------

TOTAL ENDING BALANCE	\$2,822	\$2,822	\$0	0.00%
-----------------------------	----------------	----------------	------------	--------------

Health Related Licensing Boards**Agency Number: 83300****Package Comparison Report - Detail****Cross Reference Number: 83300-029-00-00-00000****2021-23 Biennium****Package: Statewide Adjustments****Veterinary Medical Examiners****Pkg Group: POL Pkg Type: LFO Pkg Number: 810**

Description	Governor's Budget (Y-01)	Leg. Adopted Budget (Z-01)	Column 2 Minus Column 1	% Change from Column 1 to Column 2
	Column 1	Column 2		

EXPENDITURES**SERVICES & SUPPLIES****4225 State Gov. Service Charges**

3400 Other Funds Ltd	-	(2,238)	(2,238)	100.00%
----------------------	---	---------	---------	---------

4250 Data Processing

3400 Other Funds Ltd	-	131	131	100.00%
----------------------	---	-----	-----	---------

4325 Attorney General

3400 Other Funds Ltd	-	(5,004)	(5,004)	100.00%
----------------------	---	---------	---------	---------

4425 Facilities Rental and Taxes

3400 Other Funds Ltd	-	(2,482)	(2,482)	100.00%
----------------------	---	---------	---------	---------

4650 Other Services and Supplies

3400 Other Funds Ltd	-	(22,169)	(22,169)	100.00%
----------------------	---	----------	----------	---------

SERVICES & SUPPLIES

3400 Other Funds Ltd	-	(31,762)	(31,762)	100.00%
----------------------	---	----------	----------	---------

TOTAL SERVICES & SUPPLIES

-	(\$31,762)	(\$31,762)	100.00%
---	------------	------------	---------

EXPENDITURES

3400 Other Funds Ltd	-	(31,762)	(31,762)	100.00%
----------------------	---	----------	----------	---------

TOTAL EXPENDITURES

-	(\$31,762)	(\$31,762)	100.00%
---	------------	------------	---------

ENDING BALANCE

Health Related Licensing Boards**Agency Number: 83300****Package Comparison Report - Detail****Cross Reference Number: 83300-029-00-00-00000****2021-23 Biennium****Package: Statewide Adjustments****Veterinary Medical Examiners****Pkg Group: POL Pkg Type: LFO Pkg Number: 810**

Description	Governor's Budget (Y-01)	Leg. Adopted Budget (Z-01)	Column 2 Minus Column 1	% Change from Column 1 to Column 2
	Column 1	Column 2		
3400 Other Funds Ltd	-	31,762	31,762	100.00%
TOTAL ENDING BALANCE	-	\$31,762	\$31,762	100.00%

PIC100 - Position Budget Report**Health Related Licensing Boards****2021-23 Biennium****Cross Reference Number: 83300-000-00-00-00000****Budget Preparation****Legislatively Adopted Budget**

Position Number	Classification	Classification Name	Sal Rng	Pos Type	Pos Cnt	FTE	Mos	Step	Rate	SAL/ OPE	Salary/OPE					
											GF	LF	OF	FF	AF	
Total Salary												-	-	3,469,640	-	3,469,640
Total OPE												-	-	1,693,689	-	1,693,689
Total Personal Services												-	-	5,163,329	-	5,163,329

PIC100 - Position Budget Report**Mortuary and Cemetery Board**

2021-23 Biennium
Budget Preparation

Cross Reference Number: 83300-017-01-00-00000
Legislatively Adopted Budget

Position Number	Classification	Classification Name	Sal Rng	Pos Type	Pos Cnt	FTE	Mos	Step	Rate	SAL/OPE	Salary/OPE				
											GF	LF	OF	FF	AF
0000500	MEAH Z7006 HF	PRINCIPAL EXECUTIVE/MANAGER D	31X	PF	1	1.00	24	10	9801	SAL	-	-	235,224	-	235,224
										OPE	-	-	96,625	-	96,625
0000502	OAS C5246 AP	COMPLIANCE SPECIALIST 1	21	PF	1	1.00	24	5	4310	SAL	-	-	103,440	-	103,440
										OPE	-	-	63,968	-	63,968
0000503	MMN X5248 AP	COMPLIANCE SPECIALIST 3	29	PF	1	1.00	24	7	7584	SAL	-	-	182,016	-	182,016
										OPE	-	-	83,439	-	83,439
0000504	MMS X0108 AP	ADMINISTRATIVE SPECIALIST 2	20	PF	1	1.00	24	7	4909	SAL	-	-	117,816	-	117,816
										OPE	-	-	67,531	-	67,531
0000506	OAS C5232 AP	INVESTIGATOR 2	23	PF	1	1.00	24	8	5460	SAL	-	-	131,040	-	131,040
										OPE	-	-	70,808	-	70,808
0000507	OAS C0108 AP	ADMINISTRATIVE SPECIALIST 2	20	PF	1	1.00	24	4	3932	SAL	-	-	94,368	-	94,368
										OPE	-	-	61,720	-	61,720
0000509	OAS C5232 AP	INVESTIGATOR 2	23	PF	1	1.00	24	9	5726	SAL	-	-	137,424	-	137,424
										OPE	-	-	72,390	-	72,390
0004301	B Y7500 AE	BOARD AND COMMISSION MEMBER	0	PP	0	0.00	0	0	0	SAL	-	-	720	-	720
										OPE	-	-	55	-	55
0004302	B Y7500 AE	BOARD AND COMMISSION MEMBER	0	PP	0	0.00	0	0	0	SAL	-	-	720	-	720
										OPE	-	-	55	-	55
0004303	B Y7500 AE	BOARD AND COMMISSION MEMBER	0	PP	0	0.00	0	0	0	SAL	-	-	720	-	720
										OPE	-	-	55	-	55
0004304	B Y7500 AE	BOARD AND COMMISSION MEMBER	0	PP	0	0.00	0	0	0	SAL	-	-	720	-	720
										OPE	-	-	55	-	55
0004305	B Y7500 AE	BOARD AND COMMISSION MEMBER	0	PP	0	0.00	0	0	0	SAL	-	-	720	-	720
										OPE	-	-	55	-	55
0004306	B Y7500 AE	BOARD AND COMMISSION MEMBER	0	PP	0	0.00	0	0	0	SAL	-	-	720	-	720
										OPE	-	-	55	-	55
0004307	B Y7500 AE	BOARD AND COMMISSION MEMBER	0	PP	0	0.00	0	0	0	SAL	-	-	720	-	720
										OPE	-	-	55	-	55
0004308	B Y7500 AE	BOARD AND COMMISSION MEMBER	0	PP	0	0.00	0	0	0	SAL	-	-	720	-	720
										OPE	-	-	55	-	55
0004309	B Y7500 AE	BOARD AND COMMISSION MEMBER	0	PP	0	0.00	0	0	0	SAL	-	-	720	-	720

PIC100 - Position Budget Report**Mortuary and Cemetery Board**

2021-23 Biennium
Budget Preparation

Cross Reference Number: 83300-017-01-00-00000
Legislatively Adopted Budget

Position Number	Classification	Classification Name	Sal Rng	Pos Type	Pos Cnt	FTE	Mos	Step	Rate	SAL/ OPE	Salary/OPE					
											GF	LF	OF	FF	AF	
0004310	B Y7500 AE	BOARD AND COMMISSION MEMBER	0	PP	0	0.00	0	0	0	OPE	-	-	55	-	55	
										SAL	-	-	720	-	720	
0004311	B Y7500 AE	BOARD AND COMMISSION MEMBER	0	PP	0	0.00	0	0	0	OPE	-	-	55	-	55	
										SAL	-	-	720	-	720	
											OPE	-	-	55	-	55
Total Salary												-	-	1,009,248	-	1,009,248
Total OPE												-	-	517,086	-	517,086
Total Personal Services												-	-	1,526,334	-	1,526,334

PIC100 - Position Budget Report**Naturopathic Medicine**

2021-23 Biennium
Budget Preparation

Cross Reference Number: 83300-018-01-00-00000
Legislatively Adopted Budget

Position Number	Classification	Classification Name	Sal Rng	Pos Type	Pos Cnt	FTE	Mos	Step	Rate	SAL/OPE	Salary/OPE				
											GF	LF	OF	FF	AF
0000542	MEAH Z7006 HF	PRINCIPAL EXECUTIVE/MANAGER D	31X	PF	1	1.00	24	10	9801	SAL	-	-	235,224	-	235,224
										OPE	-	-	96,625	-	96,625
0000543	MENN Z0108 AF	ADMINISTRATIVE SPECIALIST 2	20	PF	1	1.00	24	9	5394	SAL	-	-	129,456	-	129,456
										OPE	-	-	70,415	-	70,415
0000546	OAS C5232 AP	INVESTIGATOR 2	23	PF	1	1.00	24	7	5208	SAL	-	-	124,992	-	124,992
										OPE	-	-	69,309	-	69,309
0004901	B Y7500 AE	BOARD AND COMMISSION MEMBER	0	PP	0	0.00	0	0	0	SAL	-	-	1,200	-	1,200
										OPE	-	-	92	-	92
0004902	B Y7500 AE	BOARD AND COMMISSION MEMBER	0	PP	0	0.00	0	0	0	SAL	-	-	400	-	400
										OPE	-	-	31	-	31
0004903	B Y7500 AE	BOARD AND COMMISSION MEMBER	0	PP	0	0.00	0	0	0	SAL	-	-	1,200	-	1,200
										OPE	-	-	92	-	92
0004904	B Y7500 AE	BOARD AND COMMISSION MEMBER	0	PP	0	0.00	0	0	0	SAL	-	-	1,200	-	1,200
										OPE	-	-	92	-	92
0004905	B Y7500 AE	BOARD AND COMMISSION MEMBER	0	PP	0	0.00	0	0	0	SAL	-	-	1,200	-	1,200
										OPE	-	-	92	-	92
0004906	B Y7500 AE	BOARD AND COMMISSION MEMBER	0	PP	0	0.00	0	0	0	SAL	-	-	400	-	400
										OPE	-	-	31	-	31
0004907	B Y7500 AE	BOARD AND COMMISSION MEMBER	0	PP	0	0.00	0	0	0	SAL	-	-	400	-	400
										OPE	-	-	31	-	31
0004908	B Y7500 AE	BOARD AND COMMISSION MEMBER	0	PP	0	0.00	0	0	0	SAL	-	-	400	-	400
										OPE	-	-	31	-	31
0004909	B Y7500 AE	BOARD AND COMMISSION MEMBER	0	PP	0	0.00	0	0	0	SAL	-	-	400	-	400
										OPE	-	-	31	-	31
0004910	B Y7500 AE	BOARD AND COMMISSION MEMBER	0	PP	0	0.00	0	0	0	SAL	-	-	1,200	-	1,200
										OPE	-	-	92	-	92
0004911	B Y7500 AE	BOARD AND COMMISSION MEMBER	0	PP	0	0.00	0	0	0	SAL	-	-	400	-	400
										OPE	-	-	31	-	31
0004912	B Y7500 AE	BOARD AND COMMISSION MEMBER	0	PP	0	0.00	0	0	0	SAL	-	-	400	-	400
										OPE	-	-	31	-	31
0004913	B Y7500 AE	BOARD AND COMMISSION MEMBER	0	PP	0	0.00	0	0	0	SAL	-	-	1,200	-	1,200

PIC100 - Position Budget Report**Naturopathic Medicine**

2021-23 Biennium
Budget Preparation

Cross Reference Number: 83300-018-01-00-00000
Legislatively Adopted Budget

Position Number	Classification	Classification Name	Sal Rng	Pos Type	Pos Cnt	FTE	Mos	Step	Rate	SAL/ OPE	Salary/OPE				
											GF	LF	OF	FF	AF
0004914	B Y7500 AE	BOARD AND COMMISSION MEMBER	0	PP	0	0.00	0	0	0	OPE	-	-	92	-	92
										SAL	-	-	1,200	-	1,200
										OPE	-	-	92	-	92
Total Salary											-	-	500,872	-	500,872
Total OPE											-	-	237,210	-	237,210
Total Personal Services											-	-	738,082	-	738,082

PIC100 - Position Budget Report**Occupational Therapy Licensing**

2021-23 Biennium
Budget Preparation

Cross Reference Number: 83300-020-01-00-00000
Legislatively Adopted Budget

Position Number	Classification	Classification Name	Sal Rng	Pos Type	Pos Cnt	FTE	Mos	Step	Rate	SAL/OPE	Salary/OPE				
											GF	LF	OF	FF	AF
0000580	MEAH Z7006 HF	PRINCIPAL EXECUTIVE/MANAGER D	31X	PF	1	1.00	24	10	9801	SAL	-	-	235,224	-	235,224
										OPE	-	-	96,625	-	96,625
0000581	MENN Z0108 AF	ADMINISTRATIVE SPECIALIST 2	20	PP	1	0.65	15.6	9	5394	SAL	-	-	84,146	-	84,146
										OPE	-	-	46,408	-	46,408
0006701	B Y7500 AE	BOARD AND COMMISSION MEMBER	0	PP	0	0.00	0	0	0	SAL	-	-	570	-	570
										OPE	-	-	44	-	44
0006702	B Y7500 AE	BOARD AND COMMISSION MEMBER	0	PP	0	0.00	0	0	0	SAL	-	-	570	-	570
										OPE	-	-	44	-	44
0006703	B Y7500 AE	BOARD AND COMMISSION MEMBER	0	PP	0	0.00	0	0	0	SAL	-	-	570	-	570
										OPE	-	-	44	-	44
0006704	B Y7500 AE	BOARD AND COMMISSION MEMBER	0	PP	0	0.00	0	0	0	SAL	-	-	600	-	600
										OPE	-	-	46	-	46
0006705	B Y7500 AE	BOARD AND COMMISSION MEMBER	0	PP	0	0.00	0	0	0	SAL	-	-	590	-	590
										OPE	-	-	45	-	45
Total Salary											-	-	322,270	-	322,270
Total OPE											-	-	143,256	-	143,256
Total Personal Services											-	-	465,526	-	465,526

PIC100 - Position Budget Report**Medical Imaging**

2021-23 Biennium
Budget Preparation

Cross Reference Number: 83300-026-01-00-00000
Legislatively Adopted Budget

Position Number	Classification	Classification Name	Sal Rng	Pos Type	Pos Cnt	FTE	Mos	Step	Rate	SAL/OPE	Salary/OPE				
											GF	LF	OF	FF	AF
0000582	OAS C5232 AP	INVESTIGATOR 2	23	PP	1	0.50	12	10	6009	SAL	-	-	72,108	-	72,108
										OPE	-	-	37,036	-	37,036
0000620	MEAH Z7006 HF	PRINCIPAL EXECUTIVE/MANAGER D	31X	PF	1	1.00	24	10	9801	SAL	-	-	235,224	-	235,224
										OPE	-	-	96,625	-	96,625
0000621	OAS C5246 AP	COMPLIANCE SPECIALIST 1	21	PF	1	1.00	24	9	5208	SAL	-	-	124,992	-	124,992
										OPE	-	-	69,309	-	69,309
0000622	OAS C0107 AP	ADMINISTRATIVE SPECIALIST 1	17	PF	1	1.00	24	10	4519	SAL	-	-	108,456	-	108,456
										OPE	-	-	65,212	-	65,212
0005101	B Y7500 AE	BOARD AND COMMISSION MEMBER	0	PP	0	0.00	0	0	0	SAL	-	-	540	-	540
										OPE	-	-	41	-	41
0005102	B Y7500 AE	BOARD AND COMMISSION MEMBER	0	PP	0	0.00	0	0	0	SAL	-	-	540	-	540
										OPE	-	-	41	-	41
0005103	B Y7500 AE	BOARD AND COMMISSION MEMBER	0	PP	0	0.00	0	0	0	SAL	-	-	540	-	540
										OPE	-	-	41	-	41
0005104	B Y7500 AE	BOARD AND COMMISSION MEMBER	0	PP	0	0.00	0	0	0	SAL	-	-	540	-	540
										OPE	-	-	41	-	41
0005105	B Y7500 AE	BOARD AND COMMISSION MEMBER	0	PP	0	0.00	0	0	0	SAL	-	-	540	-	540
										OPE	-	-	41	-	41
0005106	B Y7500 AE	BOARD AND COMMISSION MEMBER	0	PP	0	0.00	0	0	0	SAL	-	-	720	-	720
										OPE	-	-	55	-	55
0005107	B Y7500 AE	BOARD AND COMMISSION MEMBER	0	PP	0	0.00	0	0	0	SAL	-	-	654	-	654
										OPE	-	-	50	-	50
0005108	B Y7500 AE	BOARD AND COMMISSION MEMBER	0	PP	0	0.00	0	0	0	SAL	-	-	720	-	720
										OPE	-	-	55	-	55
0005109	B Y7500 AE	BOARD AND COMMISSION MEMBER	0	PP	0	0.00	0	0	0	SAL	-	-	720	-	720
										OPE	-	-	55	-	55
0005110	B Y7500 AE	BOARD AND COMMISSION MEMBER	0	PP	0	0.00	0	0	0	SAL	-	-	720	-	720
										OPE	-	-	55	-	55
0005111	B Y7500 AE	BOARD AND COMMISSION MEMBER	0	PP	0	0.00	0	0	0	SAL	-	-	720	-	720
										OPE	-	-	55	-	55
0005112	B Y7500 AE	BOARD AND COMMISSION MEMBER	0	PP	0	0.00	0	0	0	SAL	-	-	720	-	720

PIC100 - Position Budget Report**Medical Imaging**

2021-23 Biennium
Budget Preparation

Cross Reference Number: 83300-026-01-00-00000
Legislatively Adopted Budget

Position Number	Classification	Classification Name	Sal Rng	Pos Type	Pos Cnt	FTE	Mos	Step	Rate	SAL/ OPE	Salary/OPE				
											GF	LF	OF	FF	AF
OPE											-	-	55	-	55
Total Salary											-	-	548,454	-	548,454
Total OPE											-	-	268,767	-	268,767
Total Personal Services											-	-	817,221	-	817,221

PIC100 - Position Budget Report**Speech-Language Path. and Audio.**

2021-23 Biennium
Budget Preparation

Cross Reference Number: 83300-028-01-00-00000
Legislatively Adopted Budget

Position Number	Classification	Classification Name	Sal Rng	Pos Type	Pos Cnt	FTE	Mos	Step	Rate	SAL/OPE	Salary/OPE				
											GF	LF	OF	FF	AF
0000233	MEAH Z7006 HF	PRINCIPAL EXECUTIVE/MANAGER D	31X	PF	1	1.00	24	10	9801	SAL	-	-	235,224	-	235,224
										OPE	-	-	96,625	-	96,625
0000234	MENN Z0108 AF	ADMINISTRATIVE SPECIALIST 2	20	PF	1	1.00	24	9	5394	SAL	-	-	129,456	-	129,456
										OPE	-	-	70,415	-	70,415
0000235	UA C5232 AP	INVESTIGATOR 2	23	PF	1	1.00	24	9	5721	SAL	-	-	137,304	-	137,304
										OPE	-	-	72,360	-	72,360
0006501	B Y7500 AE	BOARD AND COMMISSION MEMBER	0	PP	0	0.00	0	0	0	SAL	-	-	180	-	180
										OPE	-	-	14	-	14
0006502	B Y7500 AE	BOARD AND COMMISSION MEMBER	0	PP	0	0.00	0	0	0	SAL	-	-	180	-	180
										OPE	-	-	14	-	14
0006503	B Y7500 AE	BOARD AND COMMISSION MEMBER	0	PP	0	0.00	0	0	0	SAL	-	-	180	-	180
										OPE	-	-	14	-	14
0006504	B Y7500 AE	BOARD AND COMMISSION MEMBER	0	PP	0	0.00	0	0	0	SAL	-	-	180	-	180
										OPE	-	-	14	-	14
0006505	B Y7500 AE	BOARD AND COMMISSION MEMBER	0	PP	0	0.00	0	0	0	SAL	-	-	180	-	180
										OPE	-	-	14	-	14
0006506	B Y7500 AE	BOARD AND COMMISSION MEMBER	0	PP	0	0.00	0	0	0	SAL	-	-	180	-	180
										OPE	-	-	14	-	14
0006507	B Y7500 AE	BOARD AND COMMISSION MEMBER	0	PP	0	0.00	0	0	0	SAL	-	-	180	-	180
										OPE	-	-	14	-	14
Total Salary											-	-	503,244	-	503,244
Total OPE											-	-	239,498	-	239,498
Total Personal Services											-	-	742,742	-	742,742

PIC100 - Position Budget Report**Veterinary Medical Examiners**

2021-23 Biennium
Budget Preparation

Cross Reference Number: 83300-029-01-00-00000
Legislatively Adopted Budget

Position Number	Classification	Classification Name	Sal Rng	Pos Type	Pos Cnt	FTE	Mos	Step	Rate	SAL/OPE	Salary/OPE				
											GF	LF	OF	FF	AF
0000552	MEAH Z7006 HF	PRINCIPAL EXECUTIVE/MANAGER D	31X	PF	1	1.00	24	10	9801	SAL	-	-	235,224	-	235,224
										OPE	-	-	96,625	-	96,625
0000553	MENN Z0108 AF	ADMINISTRATIVE SPECIALIST 2	20	PP	1	0.75	18	4	4236	SAL	-	-	76,248	-	76,248
										OPE	-	-	47,645	-	47,645
0000554	UA C5232 AP	INVESTIGATOR 2	23	PF	1	1.00	24	8	5459	SAL	-	-	131,016	-	131,016
										OPE	-	-	70,802	-	70,802
0000555	UA C5232 AP	INVESTIGATOR 2	23	PF	1	1.00	24	9	5721	SAL	-	-	137,304	-	137,304
										OPE	-	-	72,360	-	72,360
0005001	B Y7500 AE	BOARD AND COMMISSION MEMBER	0	PP	0	0.00	0	0	0	SAL	-	-	720	-	720
										OPE	-	-	55	-	55
0005002	B Y7500 AE	BOARD AND COMMISSION MEMBER	0	PP	0	0.00	0	0	0	SAL	-	-	720	-	720
										OPE	-	-	55	-	55
0005003	B Y7500 AE	BOARD AND COMMISSION MEMBER	0	PP	0	0.00	0	0	0	SAL	-	-	720	-	720
										OPE	-	-	55	-	55
0005004	B Y7500 AE	BOARD AND COMMISSION MEMBER	0	PP	0	0.00	0	0	0	SAL	-	-	720	-	720
										OPE	-	-	55	-	55
0005005	B Y7500 AE	BOARD AND COMMISSION MEMBER	0	PP	0	0.00	0	0	0	SAL	-	-	720	-	720
										OPE	-	-	55	-	55
0005006	B Y7500 AE	BOARD AND COMMISSION MEMBER	0	PP	0	0.00	0	0	0	SAL	-	-	720	-	720
										OPE	-	-	55	-	55
0005007	B Y7500 AE	BOARD AND COMMISSION MEMBER	0	PP	0	0.00	0	0	0	SAL	-	-	720	-	720
										OPE	-	-	55	-	55
0005008	B Y7500 AE	BOARD AND COMMISSION MEMBER	0	PP	0	0.00	0	0	0	SAL	-	-	720	-	720
										OPE	-	-	55	-	55
Total Salary											-	-	585,552	-	585,552
Total OPE											-	-	287,872	-	287,872
Total Personal Services											-	-	873,424	-	873,424