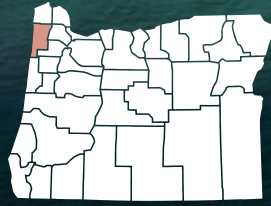


Investments in Tillamook County



Oregon Watershed Enhancement Board (OWEB) mission:
To help protect and restore healthy watersheds and natural habitats that support thriving communities and strong economies.



Since 1999, OWEB has awarded nearly \$31.8 million in grants in Tillamook County.

(All Fund Sources Statewide, 1999-2025: **over \$1 billion**)

Restoration and Improvements Accomplished in Tillamook County (1999-2025):



163 instream and riparian habitat miles treated
 7,277 statewide



82 miles of fish passage made accessible
 7,481 statewide

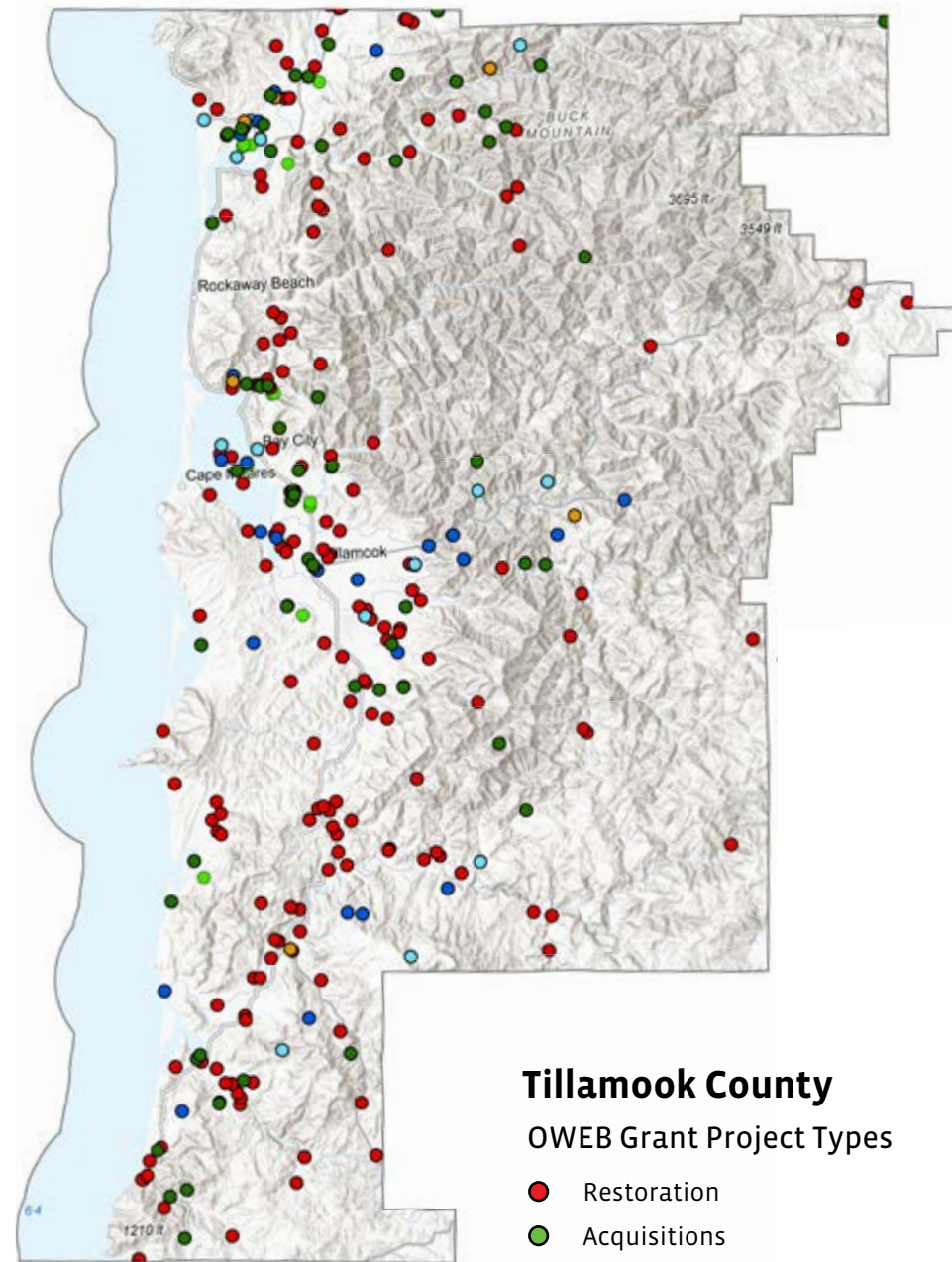
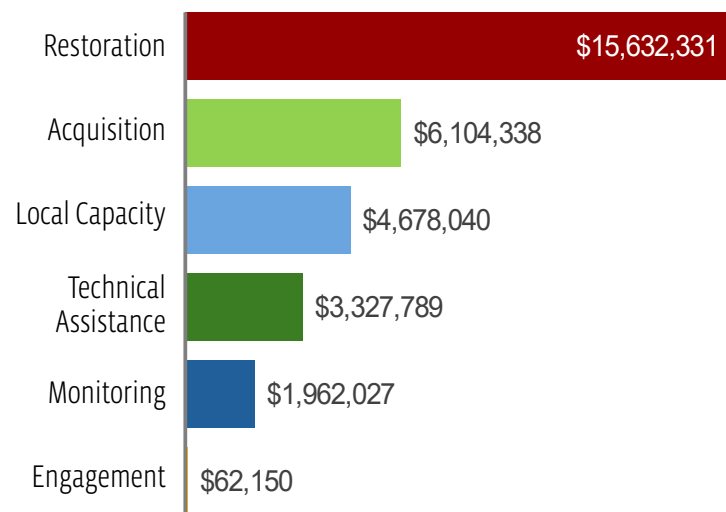


12 upland habitat acres improved
 1,647,155 statewide



752 wetland or estuarine habitat acres created or restored
 66,910 statewide

County Grant Awards by Project Type in Tillamook County (1999-2025):



Tillamook County OWEB Grant Project Types

- Restoration
- Acquisitions
- Local Capacity
- Technical Assistance
- Monitoring
- Engagement

Map: Esri, NASA, NGA, USGS, Oregon Metro, Oregon State Parks, State of Oregon GEO, Esri, HERE, Garmin, SafeGraph, FAO, METI/NASA, USGS, Bureau of Land Management, EPA, NPS

About OWEB

The Oregon Watershed Enhancement Board cares about and invests in the long-term health of Oregon's watersheds, both on the land and in the water that flows through it. Together with local partners across the state of Oregon, we invest Lottery, General funds, federal funds, Salmon License Plate funds, and other fund sources in local communities. These funds help protect and restore healthy watersheds and natural habitats that support thriving communities and strong economies. Through all of our work, we are dedicated to the belief that:

- Healthy watersheds sustain healthy communities.
- Every Oregonian plays a role in the health of our watersheds.
- It takes broad partnership to support resilient watersheds.
- Improving our watersheds requires taking the long view.

Local Economies and Communities Benefit

OWEB funds are used to pay those who design and implement projects, hire field crews, and buy goods and services they need to get the job done.



Every \$1 million of OWEB grant investments creates 15-24 local jobs
 (University of Oregon study)



90% of OWEB grant dollars support local economies

Numbers generated for this fact sheet are based on the best data available as of 12/31/2025 from the Oregon Watershed Restoration Inventory and OWEB's Grant Management System. "Local Capacity" includes Council Capacity and Soil & Water Conservation District grants.

Contact

Eric Hartstein, Senior Policy Coordinator
 503-910-6201, eric.hartstein@oweb.oregon.gov
 775 Summer Street NE #360, Salem OR 97301, 503-986-0178

Photo: Linda Repplinger, cc

www.oregon.gov/oweb

