

# Oregon Youth Authority

## Quick Facts



We protect the public and reduce crime by holding youth accountable and providing opportunities for reformation in safe environments. Data updated January 2026.

## Youth Population

**Total youth: 828**

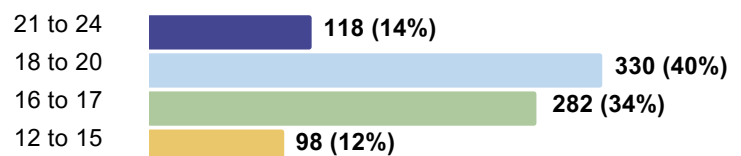
Youth in the community: **470 (57%)**

- Youth on OYA parole: **265 (32%)**
- Youth on OYA probation: **205 (25%)**

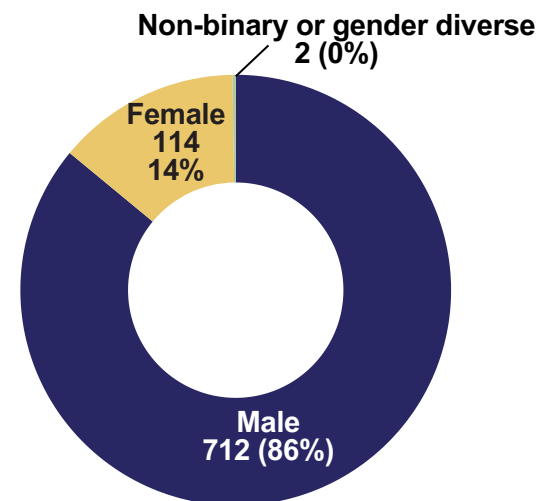
Youth in close custody: **358 (43%)**

- Juvenile commitments: **340 (41%)**
- Adult commitments (DOC): **18 (2%)**

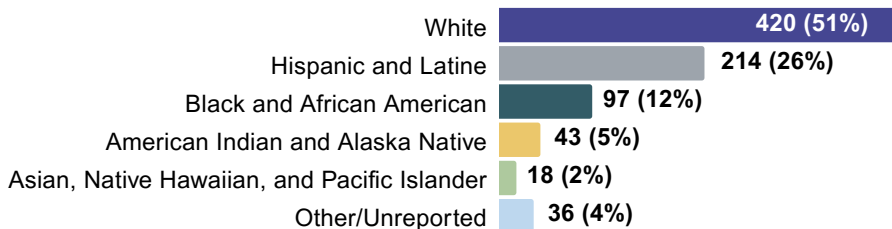
### Age



### Gender



### Race



Note: Figures may not total 100% due to rounding

### Social Characteristics

Social Characteristics	Male	Female
Biological parent of a child	5%	2%
Known trauma history	96%	100%
Diagnosed mental health disorder	61%	82%
Parent history of substance abuse	62%	74%
History of suicide attempts	16%	36%
History of physical abuse	39%	71%
Special education history (IEP)	53%	41%
History of regular drug/alcohol use	72%	80%

### Recidivism\*

Includes people who commit a new felony offense within 36 months of commitment to OYA probation, release to OYA parole, or release to adult post-prison supervision from July 1, 2021 to June 30, 2022.

OYA Probation: **20%**

OYA Parole: **23%**

DOC Post-Prison Supervision:\*\* **12%**

\*Recidivism rates were computed from an ad hoc analysis of youth and crime data from JJIS and crime data from the Oregon Criminal Justice Commission.

\*\*Youth committed to OYA as adults who transitioned to DOC and were released for post-prison supervision.

OYA Risk Needs Assessment 2.0 data for youth supervised as of 1-1-26  
Note: Nonbinary youth data suppressed to protect confidentiality

## Average Length-of-Stay in Close Custody

Youth committed as juveniles

**Average stay:** 424 days

**Median stay:** 329 days

Youth committed as adults (DOC)

**Average stay:** 1,740 days

**Median stay:** 2,051 days

## Racial Disparities in the Juvenile Justice System

OYA is dedicated to addressing these disparities by centering race in all of our work.

Our goals are to:

- Improve outcomes for marginalized youth
- Diversify and support the agency's workforce
- Address systemic inequities and embed equity in our business operations

Race/Ethnicity	All Oregon Youth	OYA Youth		OYA Staff
		Community Supervision	Close-Custody Facilities	
Black and African American	4%	11%	13%	6%
Asian, Native Hawaiian, and Pacific Islander	6%	2%	2%	6%
Hispanic and Latine	24%	25%	27%	16%
American Indian and Alaskan Native	1%	4%	7%	4%
White	65%	52%	49%	64%
Other/ Unreported	-	6%	2%	4%

## OYA Overview

### 2025-27 Legislatively Adopted Budget

General Fund: **\$476.7 million**

Total Funds: **\$561.3 million**

Facility programs: **41%**

Community programs: **32%**

Program support: **16%**

Debt service: **6%**

Capital projects: **5%**

### Staff

Employees: **937**

Represented total: **794**

- SEIU: **722**

- AFSCME: **72**

Management/unrepresented: **143**

### Total Operating Capacity

Close Custody Beds: **407**

Youth Correctional Facilities: **347**

- Eastern Oregon: **36**
- MacLaren: **187**
- Oak Creek: **42**
- Rogue Valley: **50**
- Tillamook: **32**

Transition Programs: **60**

- Florence: **16**
- Tillamook: **16**
- Riverbend: **16**
- Jackie Winters: **12**

### Community Supervision

- 191 youth live in community programs
- 31 residential programs
- 72 OYA foster or proctor homes
- 14 field offices for youth on parole or probation