

# Oregon Youth Authority

## Quick Facts



We protect the public and reduce crime by holding youth accountable and providing opportunities for reformation in safe environments. Data updated July 2025.

## Youth Population

Total youth: 853

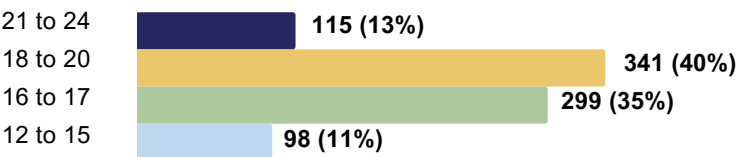
Youth in the community: **501** (59%)

- Youth on OYA parole: **211** (25%)
- Youth on OYA probation: **290** (34%)

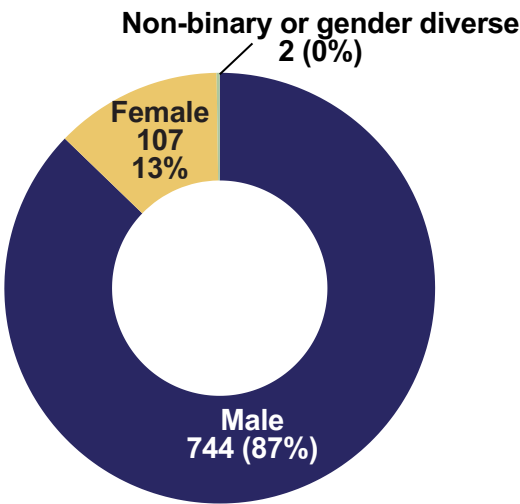
Youth in close custody: **352** (41%)

- Juvenile commitments: **331** (39%)
- Adult commitments (DOC): **21** (2%)

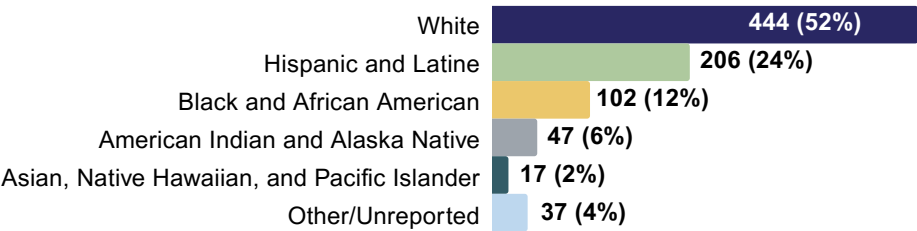
### Age



### Gender



### Race



Note: Figures may not total 100% due to rounding

### Social Characteristics

	Male	Female
Biological parent of a child	4%	2%
Known trauma history	96%	99%
Diagnosed mental health disorder	60%	80%
Parent history of substance abuse	64%	77%
History of suicide attempts	16%	42%
History of physical abuse	40%	67%
Special education history (IEP)	53%	38%
History of regular drug/alcohol use	71%	82%

OYA Risk Needs Assessment 2.0 data for youth supervised as of 7-1-25  
Note: Nonbinary youth data suppressed to protect confidentiality

### Recidivism\*

Includes people who commit a new offense within 36 months of commitment to OYA probation, release to OYA parole, or release to adult post-prison supervision from July 1, 2021 to June 30, 2022.

OYA Probation: **20%**  
OYA Parole: **23%**  
DOC Post-Prison Supervision: **12%**

\*Recidivism rates were computed from an ad hoc analysis of youth and crime data from JJIS and crime data from the Oregon Criminal Justice Commission.

## Average Length-of-Stay in Close Custody

Youth committed as juveniles

**Average stay:** 435 days

**Median stay:** 308 days

Youth committed as adults (DOC)

**Average stay:** 2,214 days

**Median stay:** 2,326 days

## Racial Disparities in the Juvenile Justice System

OYA is dedicated to addressing these disparities by centering race in all of our work.

Our goals are to:

- Improve outcomes for marginalized youth
- Diversify and support the agency's workforce
- Address systemic inequities and embed equity in our business operations

Race/Ethnicity	All Oregon Youth	OYA Youth		OYA Staff
		Community Supervision	Close-Custody Facilities	
Black and African American	4%	13%	11%	6%
Asian, Native Hawaiian, and Pacific Islander	6%	2%	2%	6%
Hispanic and Latine	23%	23%	26%	16%
American Indian and Alaskan Native	1%	3%	9%	4%
White	66%	55%	47%	65%
Other/ Unreported	-	4%	5%	3%

## OYA Overview



### 2025-27 Legislatively Adopted Budget

General Fund: **\$476.7 million**

Total Funds: **\$561.3 million**

Facility programs: **41%**

Community programs: **32%**

Program support: **16%**

Debt service: **6%**

Capital projects: **5%**

### Staff

Employees: **922**

Represented total: **777**

- SEIU: **701**

- AFSCME: **76**

Management/unrepresented: **145**

### Total Operating Capacity

Close Custody Beds: **407**

Youth Correctional Facilities: **347**

- Eastern Oregon: **36**
- MacLaren: **187**
- Oak Creek: **42**
- Rogue Valley: **50**
- Tillamook: **32**

Transition Programs: **60**

- Florence: **16**
- Tillamook: **16**
- Riverbend: **16**
- Jackie Winters: **12**

### Community Supervision

- 202 youth live in community programs
- 32 residential programs
- 60 OYA foster or proctor homes
- 14 field offices for youth on parole or probation