

# HOW TO VISIT YOUTH AT RIVERBEND

## 3 Check in for your visit.

- **Make sure your clothing is appropriate for the visit.** Check the inside of this brochure for information about clothing. If you wear something that our staff feel is inappropriate, we will not let you inside Riverbend.
- **Check in at the main entrance with your photo ID.** All visitors age 12 and older must show a photo ID, issued by the government or a school.
- **Do not bring anything that's not allowed inside Riverbend!** See the inside of this brochure for what is allowed. Everything else should be left at home or in your vehicle.
- **You will have to clear a metal detector.** If you are not able to clear it, you will not be allowed to visit. Exceptions can be made for metal implants.
- **If you are bringing items for your youth,** you will need to give them to staff to be searched.
- **If our staff suspect that you are under the influence of drugs or alcohol,** they will not let you inside the facility.
- **Once you are inside the security fence, please stay there for the entire visit.** If you must leave, you will have to clear the metal detector again before coming back in.



## 4 Go to the visiting area.

- **Riverbend visits happen in our large conference room.** There are tables and chairs where you and your youth may sit together.
- **Do not give anything to your youth except food or drinks.**
- **It's OK to have brief physical contact with your youth,** but please limit it to a short embrace at the beginning and end of the visit. Please don't contact other youth or their families, other than a casual greeting.
- **Please act respectfully during your visit!** This includes following staff directions, using appropriate language, and keeping your conversations at a normal volume. We work hard to create a positive, family-friendly environment for all youth and visitors.
- **Staff may deny you entry into Riverbend or make you leave** for reasons related to facility safety or security. If you do not behave appropriately or you try to bring in something that is not allowed, we will ask you to leave and may not allow you to visit again.

## Contact Riverbend



**Camp Riverbend  
Youth Transitional Facility**  
58231 Oregon Hwy 244  
La Grande, OR 97850  
Phone: 541-663-8801

[www.oregon.gov/OYA](http://www.oregon.gov/OYA)



# HOW TO VISIT YOUTH

## Camp Riverbend Youth Transitional Facility


## 1 Make sure you are approved to visit your youth.

- **You must be on your youth's OYA Approved Visitor List in order to visit.** If you're already on their list, you do not need to go through the visitor approval process again.
- **If you're not on their Approved Visitor List, fill out and turn in a "Request to Visit" form.** You can get these forms from Riverbend staff or on our website: [bit.ly/oyariverbend](http://bit.ly/oyariverbend). We use the information you submit to do a criminal background check. Please turn in the form at least two weeks before you hope to visit, to give us time to process your request.
- **If you have an arrest or conviction,** Riverbend managers will review your situation to decide whether to approve you for visiting. If you have an active warrant, we will not let you inside our facility.

## 2 Schedule your visit.

- **Riverbend's visiting hours are listed at the right.** If you are unable to visit during these hours, please contact Riverbend's camp counselor to make other arrangements.
- **You must schedule your visit in advance.**
- **Youth may not have more than four visitors at a time.** Riverbend managers may grant exceptions on a case-by-case basis, but you need to arrange this before your visit.

**Turn to the back of this brochure to learn what's next.** ➔



## Riverbend Visiting Hours

### Saturday and Sunday

10 a.m.-2 p.m.

- By appointment only.
- To schedule: call 541-663-8801, ext. 221.

## Off-Campus Visits

Riverbend has the option to visit with your youth off campus in the local community.

- Must be scheduled at least two weeks in advance.
- To schedule: call 541-663-8801, ext. 240, and ask for the assistant camp director or case coordinator.

## Who May Visit Youth?

- **All visitors must be on their youth's OYA Approved Visitor List.**
- Typically, close and extended family and other supportive people may visit.
- Children younger than 18 must be supervised at all times by their parent, guardian, or another adult approved by facility managers.

# HOW TO VISIT YOUTH AT RIVERBEND

## Important!

It is a Class C felony to provide contraband items to youth in custody or to bring those items into an OYA facility without authorization. (ORS 162.185)

- **You will have to clear a metal detector successfully** before you are allowed to enter our facility. This is to help keep all youth, staff, and visitors safe.
- **You may not give anything to youth** during your visit except food or drinks.
- **You are subject to a search at any time** when you are inside our facility.
- **If you do not follow the rules** about what you may wear, we will not let you inside.
- **If you introduce contraband into the facility**, you will lose your visiting privileges and we will refer the incident to the Oregon State Police for investigation.

## YES You May Bring These Inside



**Current photo ID**  
(required if you are 12 or older)



**Automobile key and remote**



**Wallet**



**Medicine you need to stay alive, such as an inhaler**  
(must be in original container)



**Food or drinks to have during the visit**  
(no glass containers, alcohol, or cannabis products)



**Pictures**  
(staff will review them before giving them to your youth)



**Basic items for an infant**

- Diapers and wipes
- Empty plastic bottle
- Small amount of formula or sealed baby food (no glass containers)

(Nursing mothers: talk with our staff about options)



**Personal items for youth**

These must be approved by Riverbend's managers before you bring them. Staff will inspect all items before giving them to youth. Personal items may include:

- Clothing
- Hygiene products
- DVDs, CDs, or media players



## NO Do Not Bring These Inside



**Weapons or potential weapons**




**Cell phones and mp3 players**



**Purses or briefcases**



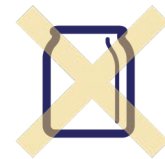
**Backpacks**




**Cameras or audio/video recorders**



**Laptops, flash drives, or anything that connects to the internet**



**Glass containers**



**Illegal drugs or paraphernalia**



**Prescription drugs, unless you need them to stay alive**



**Alcoholic beverages or fluids containing alcohol**



**Tobacco, marijuana, and vaping products**  
(not allowed anywhere on the Riverbend grounds)



**Money for youth**  
(must be sent by mail)

## NO Do Not Wear These



**Low-cut shirts or shirts that reveal your lower back or undergarments**



**Short skirts**



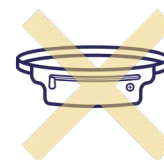
**Short shorts**



**Sleeveless shirts, spaghetti strap shirts, and tank tops**



**Clothing that is torn in inappropriate places**



**Fanny packs, money belts, or belts with compartments**



**Messages that promote drugs, tobacco, alcohol, violence, pornography, nudity, gangs, prejudice, or are demeaning to others**

**We will not let you inside our facility wearing something we think is disruptive or inappropriate.** We are trying to create a positive, family-friendly environment for youth, families, and other visitors.