

# Visiting Information



Multipurpose Room, where visits happen

## How Visits Work

- Check in at the main entrance, where you will sign in and temporarily turn in your vehicle keys. You will have to go through a metal detector. If you are not able to clear it, you will not be allowed to visit. Exceptions can be made for metal implants.
- All visitors must show a photo ID at check-in. We have lockers where you may store certain items (see details inside this brochure).
- We prefer that once you're inside, you stay inside for the entire visit. If you do have to go outside for any reason, you will have to clear the metal detector again before coming back in.
- We have games available for you to play with your youth during the visit.
- We have vending machines for buying drinks or food for you or your youth to eat during the visit. Cash or credit cards are accepted.
- You may not bring in cameras or cell phones, and you cannot take photos during the visit. Please limit physical contact with your youth to a short embrace at the beginning and end of the visit. Do not contact any other youth, other than a casual greeting.

## Restricting or Denying Visits

- Please be respectful to OYA staff, youth, and other visitors during your visit. This includes following staff directions, using appropriate language, and keeping your conversations at a normal volume. We work hard to create a positive, family-friendly environment for all youth and visitors.
- Staff may restrict or deny a youth's visiting privileges, and may deny visitors entry into our facility or make them leave for reasons related to safety, security, and facility order. If visitors do not behave appropriately or they try to bring in something that is not allowed, we will ask them to leave and may not allow them to visit again.
- If the facility has a sudden safety or security issue, it is possible that visits may be delayed or cancelled at the last minute. This is rare, but sometimes it happens.

## General Contact



Tillamook Youth Correctional Facility  
6700 Officer Row  
Tillamook, OR 97141  
Phone: 503-842-2565

[www.oregon.gov/OYA](http://www.oregon.gov/OYA)



# Visiting Information

## Tillamook Youth Correctional Facility



## Who May Visit

- All visitors first must get approval from facility managers and their youth's multidisciplinary team (MDT). Typically, close and extended family and other supportive people may visit, but only if they are approved first.
- Visitors younger than 18 may not visit during regular visiting hours. Youth must go through the victim clarification process or take a polygraph test and have the approval of their treatment team before they are allowed to have visits with minors. If approved, these visits must be scheduled through the youth's case coordinator.
- Youth may only have up to four visitors at a time. Requests to have more visitors must be approved in advance by the youth's case coordinator.

## Visiting Hours

- Saturdays  
1-4 p.m.
- Sundays  
1-4 p.m.

If you are unable to visit during the times listed above, contact your youth's case coordinator, who may consider different arrangements.

## Getting Permission to Visit

**If you already completed OYA's criminal background check and are on your youth's OYA Approved Visitor List:**

- You do not need to go through the approval process again. Exceptions may happen for visitors of youth who have returned to our facility due to a parole violation — these visitors may have to go through the approval process again.
- The first time you visit, you will need to sign a new Facility Access Form.

**If you are not on your youth's OYA Approved Visitor List:**

- Turn in a Request to Visit form before coming to visit. Forms are available online at [oregon.gov/oya](http://oregon.gov/oya) (click on Visiting Youth in an OYA Secure Facility). Turn in the form at least two weeks before you hope to visit, to give us time to process your request. We will not make visitor approvals on visitation day.
- OYA uses the information on the form to do a criminal background check. If you have an arrest or conviction, it does not always mean you cannot come into the facility — it depends on your situation. If you have an active warrant, we may not let you inside.
- If you are approved, we will put you on your youth's OYA Approved Visitor List. You must be on this list in order to visit.
- The first time you visit, you will need to sign a Facility Access Form.

# Visiting Information

## YES You May Bring These Inside



**Current photo ID**  
(you must have a photo ID to get inside)



**Small bills, coins, or credit cards**  
(to buy items from the facility vending machine)

### For Special Visits Only

If your youth is approved through their multidisciplinary team (MDT) for a special visit where an infant is visiting, you may also bring these items.

**Please place them in a clear plastic bag:**

- One diaper, wipes, one empty plastic bottle, and a small amount of formula or sealed baby food. No glass containers.
  - Nursing mothers: talk with your youth's case coordinator about options.

## NO Do Not Bring These Inside



**Automobile key and remote**  
(turn these in when you arrive, and we will return them after the visit)



**Illegal or prescription drugs or paraphernalia**



**Weapons or potential weapons**



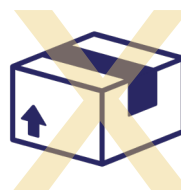
**Tobacco, marijuana and vaping products**  
(you may not use these anywhere on our grounds)



**Cameras or audio/video recorders**



**Food, drinks, or water bottles**  
You may purchase food or drinks at our canteen.



### Packages or pictures

You may bring these at visitation time, but you will turn them in to staff, who will deliver them to your youth. They must be approved by your youth's case coordinator before you bring them.



### Money for youth

Must be mailed. Only send checks or money orders made out to Tillamook Youth Correctional Facility, with your youth's name on the memo line.



### Lockers Available for These Items

**These items also are not allowed inside, but you may store them in the lockers outside the visiting area:**

- Cell phones, watch phones, and other devices that connect to the internet.
- Wallets, purses, backpacks, or briefcases.
- Life-sustaining medicine for yourself (medicine you must have to stay alive, such as an inhaler). It must be in its original container.



## Important!

**It is a Class C felony to provide contraband items to youth in custody or to bring those items into an OYA facility without authorization.** (ORS 162.185)

- **You will have to get through a metal detector successfully** before you are allowed to enter our facility. This is to help keep all youth, staff, and visitors safe.
- **You may not give anything to youth during your visit** except food or drinks from our vending machines.
- **If you do not follow the rules about what you may wear, or you try to bring in items that are not allowed, we will not let you into the facility.** We also may decide not to let you visit again, depending on the situation.

## NO Do Not Wear These



**Bras with an underwire**  
(these may set off the metal detector)



**Clothing that is torn in inappropriate places**



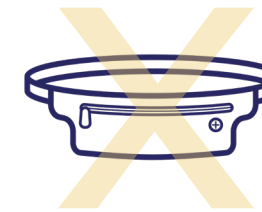
**The bottom of dresses, shorts, and skirts may not be shorter than slightly above the knee**



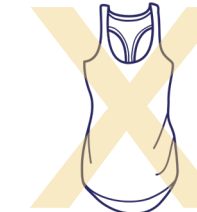
**Low-cut clothing that shows your undergarments or lower back**



**Sheer, transparent, or mesh fabric, other than hosiery**



**Fanny packs, money belts, or belts with compartments**



**Sleeveless shirts, spaghetti strap shirts, and tank tops**



**Messages that promote drugs, tobacco, alcohol, violence, pornography, nudity, gangs, or prejudice, or are demeaning to others**

**If you wear something we think is disruptive or inappropriate, we will not let you inside.** We are trying to create a positive, family-friendly environment for youth, families, and other visitors.