



OYA Foster Care

IMPACT

Robyn Marshall, Foster Care Manager

04/16/2026



The Developmental Approach



SKILLS FOR CREATING A CULTURE OF DEVELOPMENT



Insights into Action

Our Data Culture Framework



Hard on Data, Intentional with People

We challenge the information, not the individual.

Healthy tension strengthens our thinking.



If You Don't Know Your Data, You Don't Know Your Business

Understanding our metrics is a shared responsibility.

Knowing your data builds credibility and informs better decisions.



Transparency Builds Trust

Sharing successes and struggles strengthens our collective effectiveness.



Can't Manage a Secret

No one has to carry the issues alone.

Open communication enables accountability and shared solutions.



Complexity is the Enemy of Execution

Simplicity and clarity accelerate progress.

Keep it understandable, actionable, and measurable.



Collective Accountability

We rise together. Data ownership matters, but improvement is a team sport.

We turn data into direction — not just to report, but to refine, learn, and improve



Term	Definition
OYA Foster Home	A home in the community that is maintained and lived in by a foster parent/s who provides care, supervision, food, and lodging on a 24-hour basis for an adjudicated youth in that home certified by the OYA foster care unit.
OYA Proctor Home	A home in the community that is attached to a contracted residential program that is maintained and lived in by a proctor parent/s who provides care, supervision, food, and lodging on a 24-hour basis for an adjudicated youth in that home and certified by the OYA foster care unit and the Private Child-caring Agency.
Probation	When a youth is on probation it means they have never been inside a correctional facility and are currently working with a court-ordered probation agreement. These are steps that, if followed, would keep a youth out of a facility.
Parole	When a youth is on parole, that means they have exited a correctional facility and entered the community. A parolee's community activity is not court-mandated. In other words, youth success on parole is evaluated by OYA.
Success in Foster Care	When a youth leaves Foster Care to live at Home, independently, or with a relative home without returning to close custody, detention, residential treatment or running away from the foster home.



What we do

- OYA's Foster Care Unit provides safe, enriching placements for youth in family environments by recruiting, training and supporting foster parents and working collaboratively with agency staff and partners to meet youth needs.
- Foster Care values support, advocacy, professionalism, and collaboration.

Programs:

Foster Care Homes
Proctor Homes*

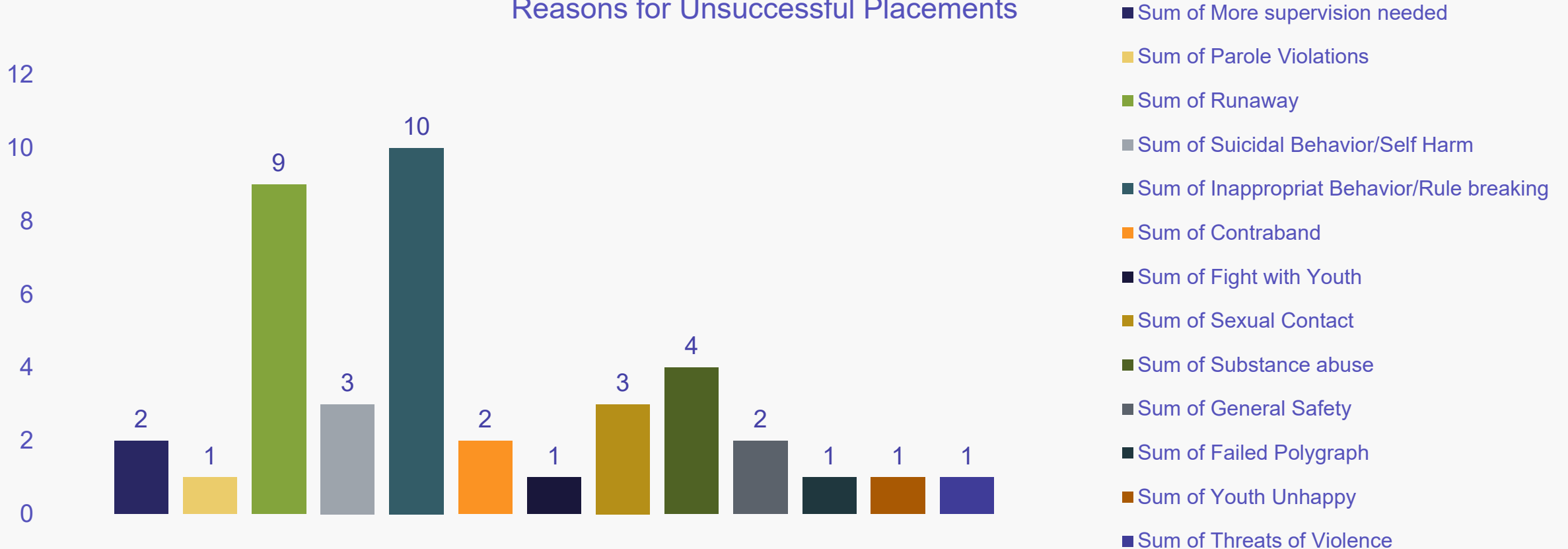


Unsuccessful FC Placements

Action Item 1.6

Runaways and inappropriate behavior/rule breaking plays a significant roll in determining success.

Reasons for Unsuccessful Placements



(March 2025 – March 2026)



Youth w/ Sex Offenses: Placement Success

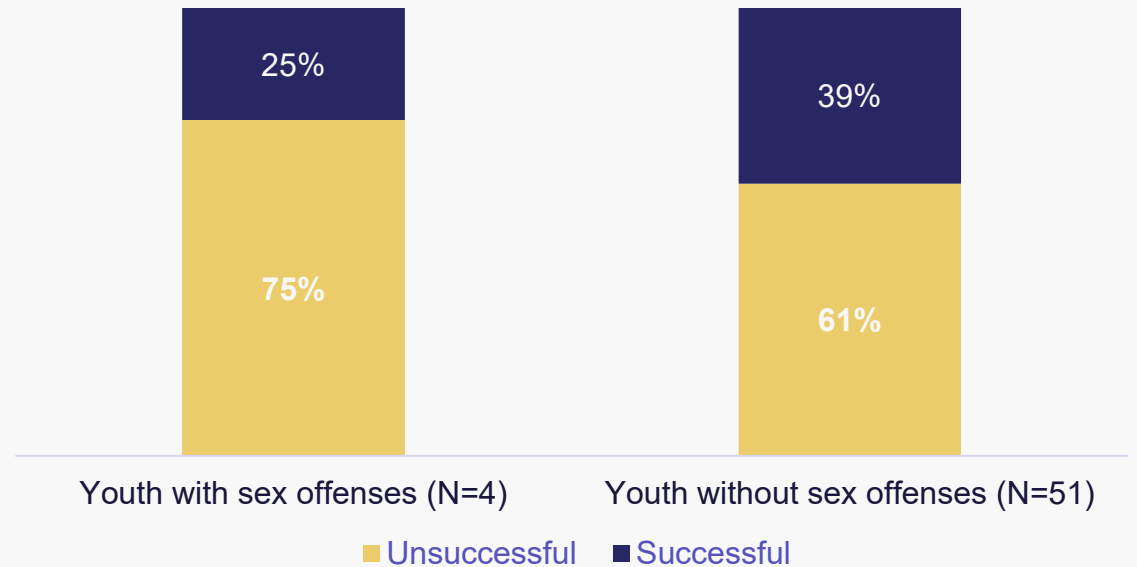
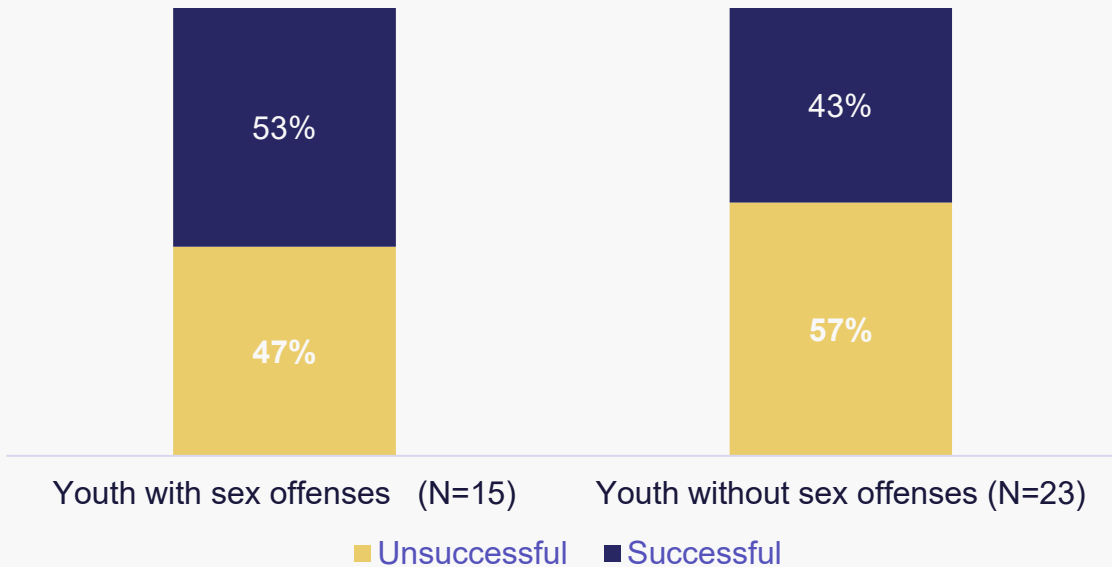
Action Item 1.8

Youth with sex offenses tend to be more successful in Foster Care

Youth without sex offenses tend to be a more successful in Proctor Care

Success in Foster Care

Success in Proctor Care



(March 2025 – March 2026)



(Un)Successful 30-Day Contracts

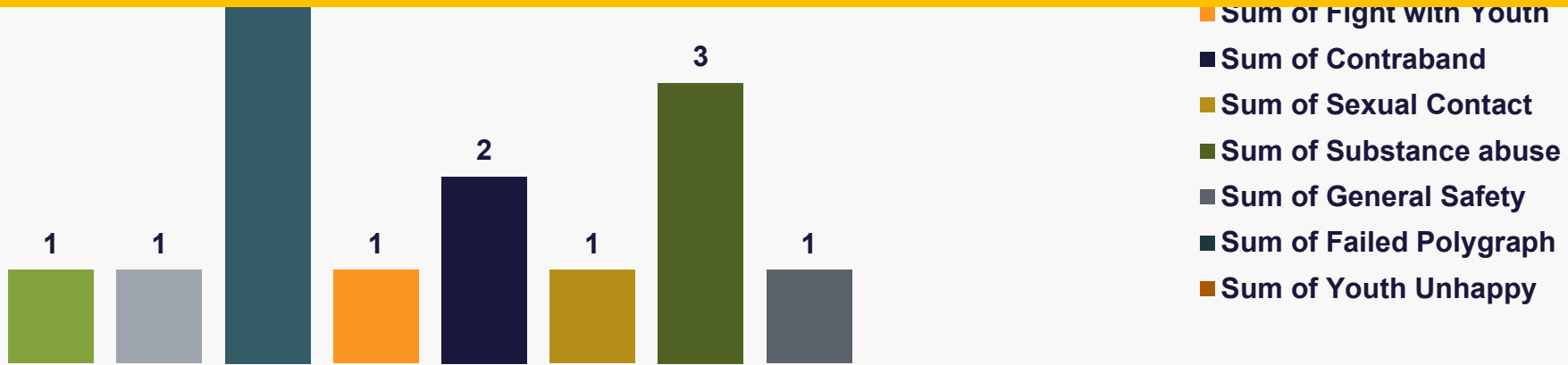
Action Item 1.9

Most fail due to inappropriate behavior/rule breaking

Unsuccessful 30-Day Contracts

Moving Away from 30-Day Contracts

7
6
5
4
3
2
1
0



ed
alarm
rule breaking



Interviews with 4 prior foster youth that were revoked to OCYCF & their feedback.

- Areas for improvement to assist in young women to transition successfully into foster care and have better outcomes.
 - Find better ways of bonding and communicating with the foster parent/s.
 - Ensure the foster parent/s understand trauma informed care and what trauma triggers are present for the particular youth.
 - Ensure youth have adequate clothing prior to placement into the home.
 - Have resources already identified for them so they don't have to sit around and wait until the resources are in place.
 - More pro-social activities opportunities in the community to avoid boredom or negative behaviors (i.e., recreation, mentors and other specific interests of the youth).
 - Understanding the stress of living in a foreign environment and using empathy and helping more with adjustment issues.
 - Understanding that they had a safe space and safe people at OCYCF and that was removed when they were paroled.
- **All youth agreed that if they had enhanced in-person weekly contact for the first two months it would have helped their transition and may have diverted some of the unsafe behaviors.**



Ensure the foster parent/s understand trauma informed care and what trauma triggers are present for the particular youth.

- Commercial Sexual Exploitation of Children Training (CSEC) for Foster Parents & Foster Care Unit – May 27, 2026
- Presented by:
- Kids First of Lane County
- Victim Advocate, Trafficking Intervention Coordinator

This presentation will provide a foundational knowledge of what sex trafficking, trends we see in our community, common indicators and an understanding of online enticement.



Foster Care & Oak Creek Collaboration Meeting

- Areas for improvement to assist in young women to transition successfully into foster care and have better outcomes.
- Identify youth as early as possible that will be transitioning into foster care.
- Start youth as early as possible to prepare for transition while they are at OCYCF or JWTP.
- The certifier of the foster home will work with the foster parent/s, JPPO and OCYCF staff to begin reach in contact as soon as possible to start building a relationship/trust with the youth. Look at day visits to the home for youth at JWTP.
- The certifier of the home will start to work with OCYCF to assist with transition and will make sure OCYCF staff are also present during screenings to help the youth feel more comfortable.
- Ensure the foster parent has adequate training around the area of youth's trauma, mental health and other high-risk concerns.
- Ensuring the appropriate resources are in place/identified prior to placement into the home.
- Follow all revised placement practices.

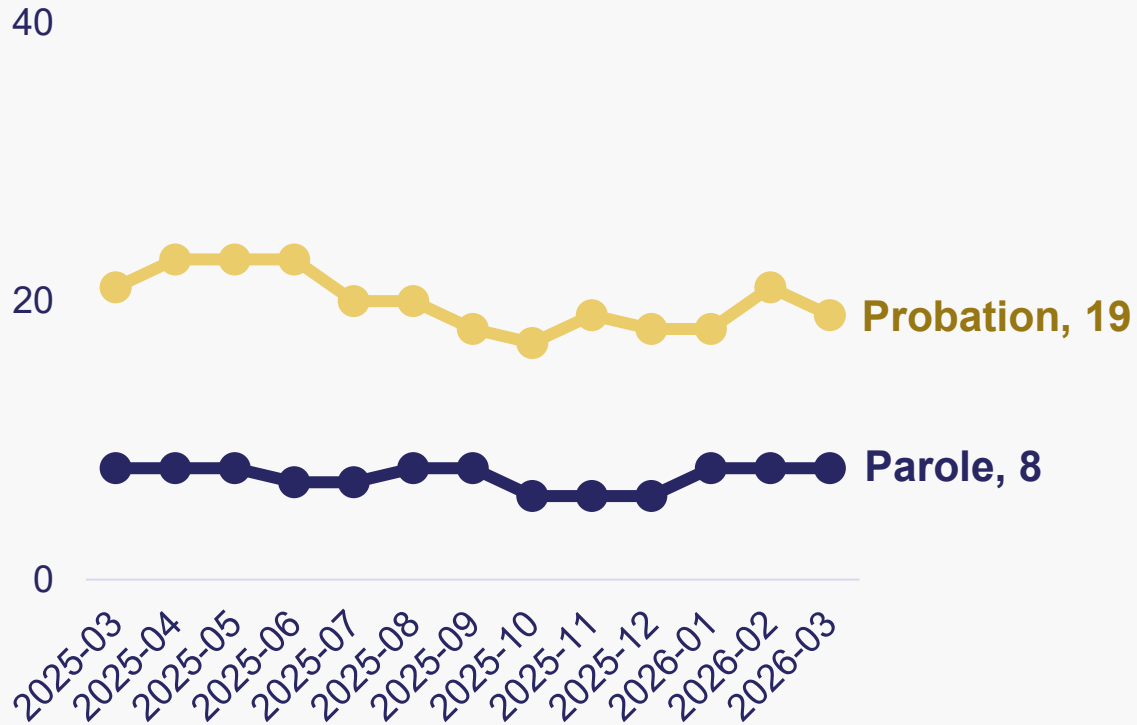


Unique Youth Counts

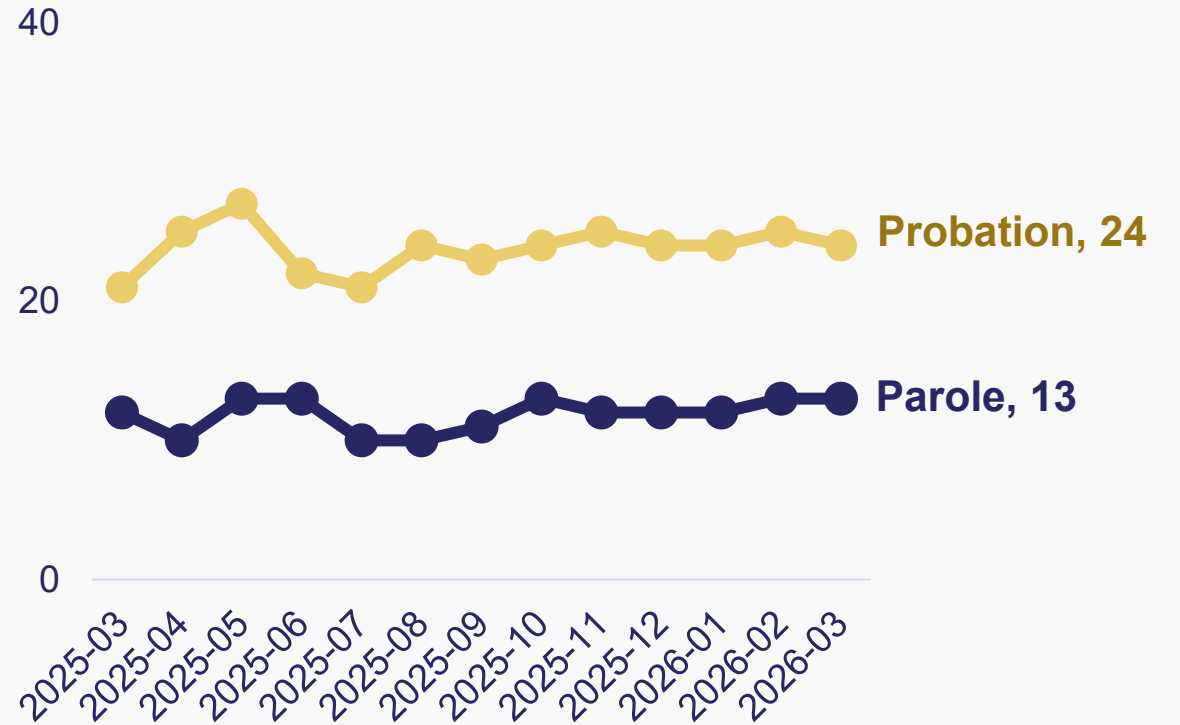
Action Item 1.12

Total number of unique youth served per month.

Unique Youth (Foster Care)



Unique Youth (Proctor)



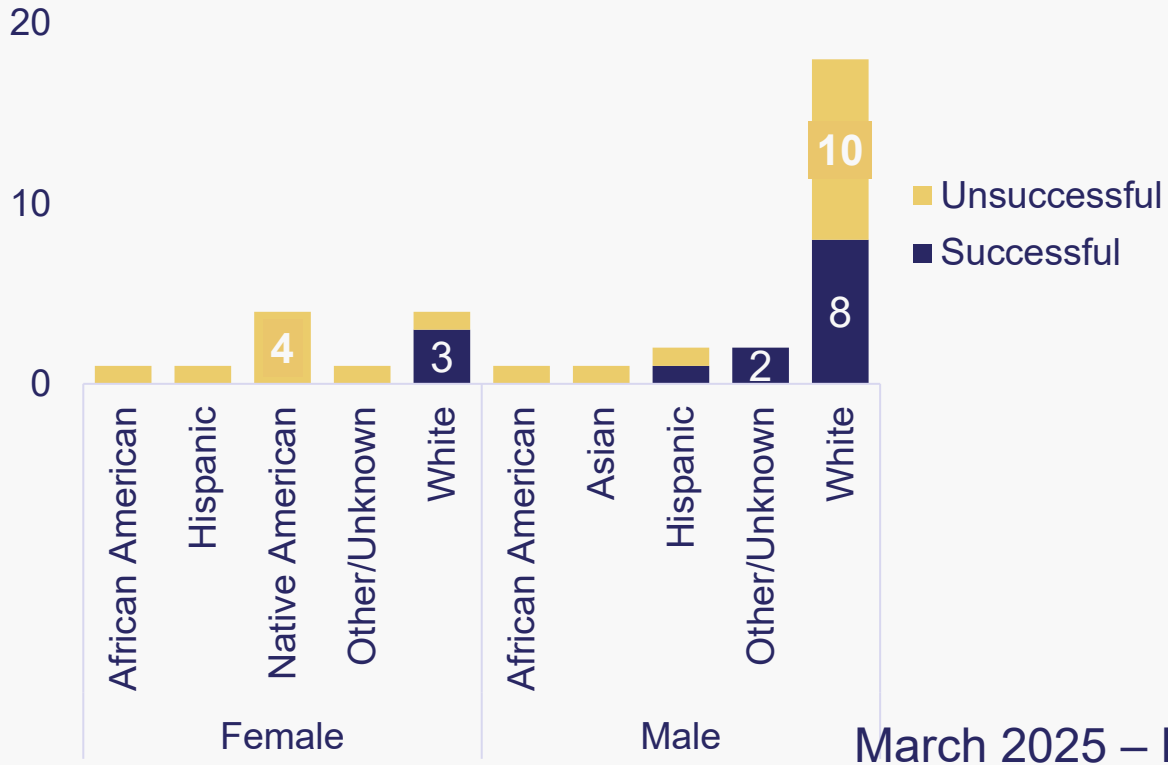


Who is(not) Successful in FC?

Action Item 1.14

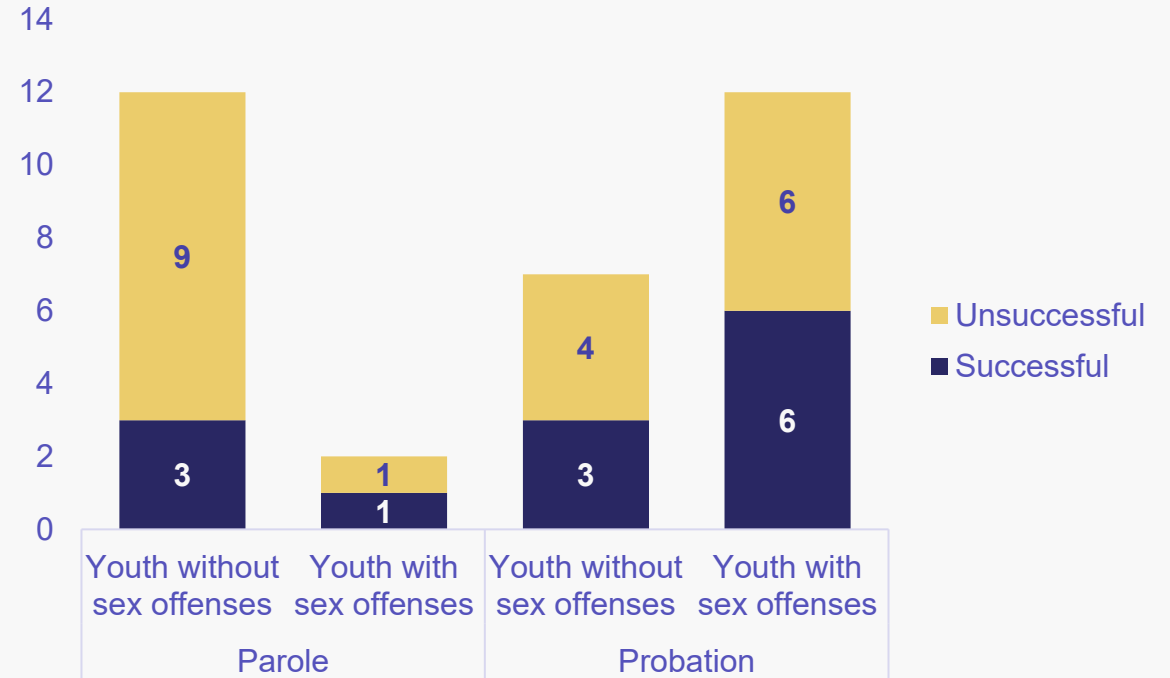
Demographics: Males are more successful than Females

Success by Demographics



Youth on Probation tend to be more successful in Foster Care than youth on Parole

Success by Criminal History



March 2025 – March 2026

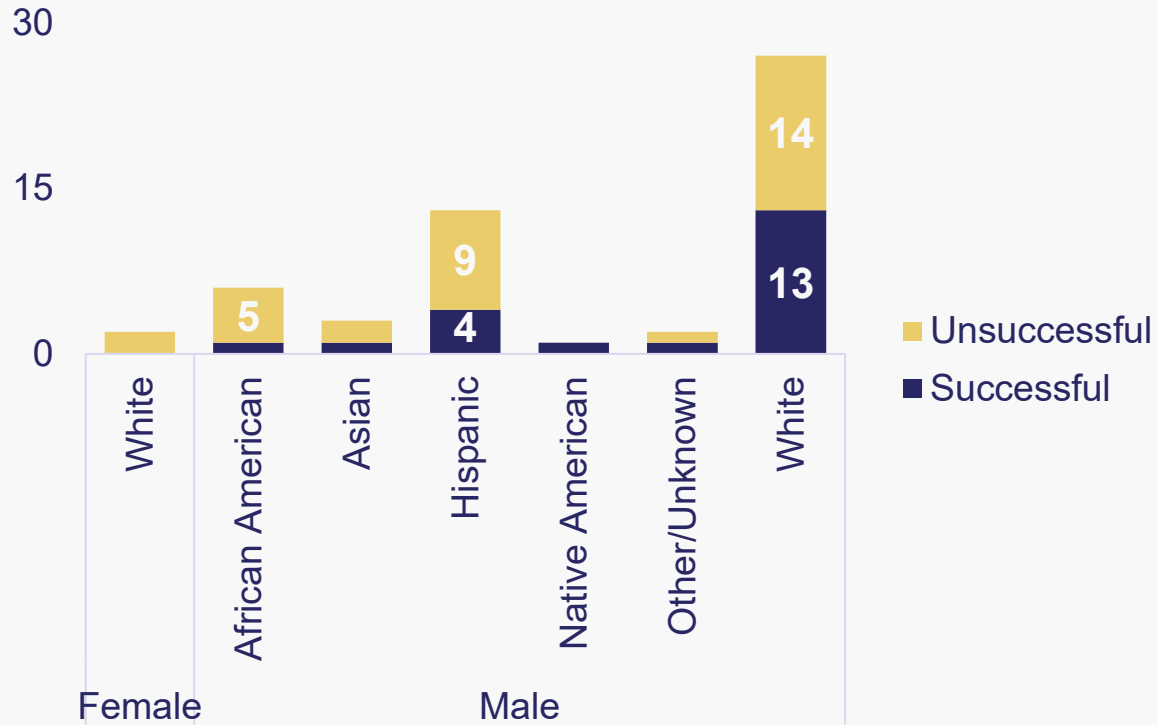


Who is(not) Successful in Proctor Care?

Action Item 1.14

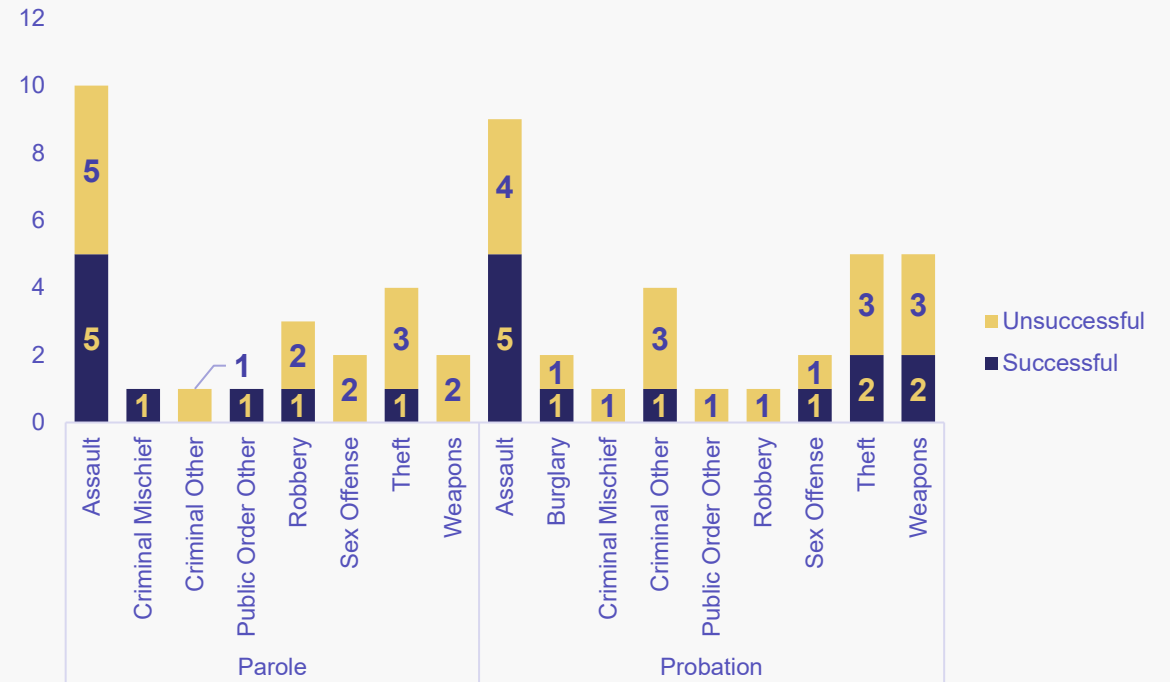
Demographics are poor indicators of Proctor success.

Success by Demographics



Youth with assault charges tend to be more successful in Proctor Care.

Success by Criminal History



March 2025 – March 2026

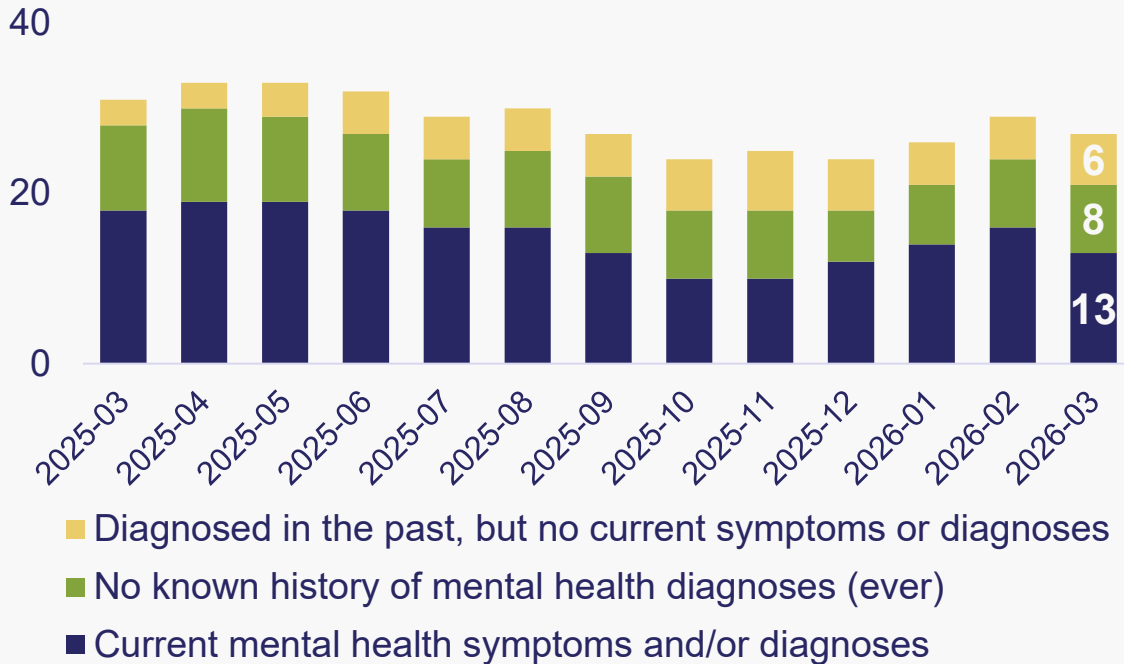


Mental-Health Concern

Action Item 1.16

Most Foster Care youth have had or currently have mental health symptoms and/or diagnoses

Foster Care Youth Mental Health



About 11% of FC youth in March has had a history of or are currently struggling with self-harm.

Foster Care Youth Self-Harm



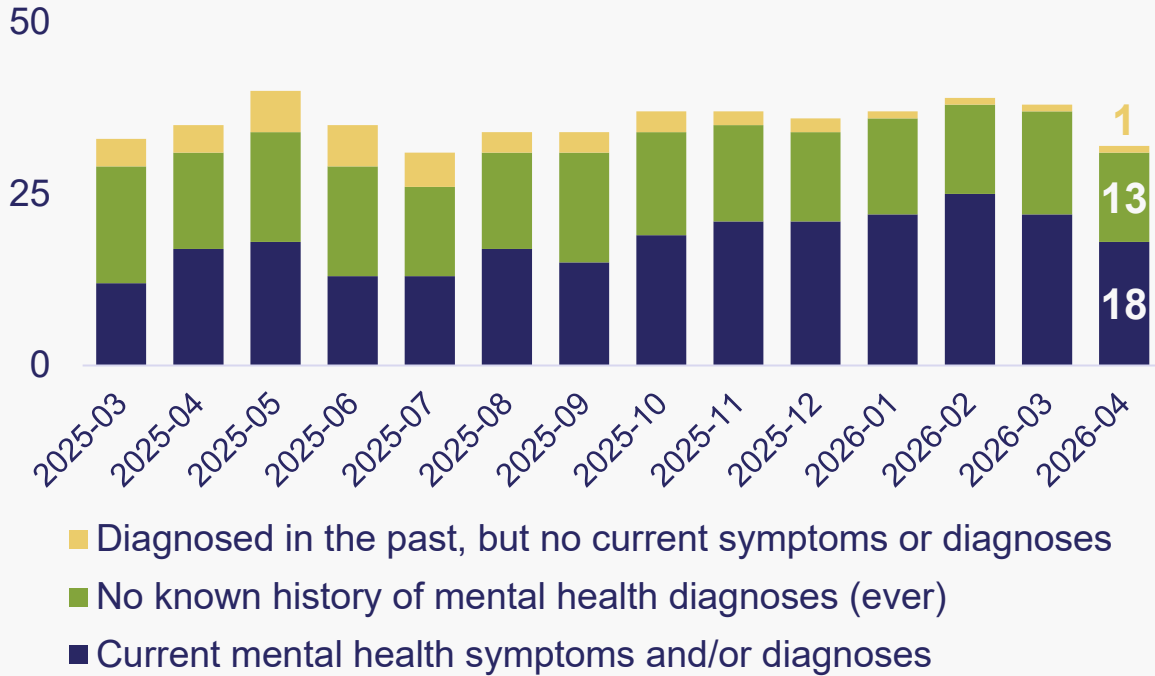


Mental-Health Concern

Action Item 1.16

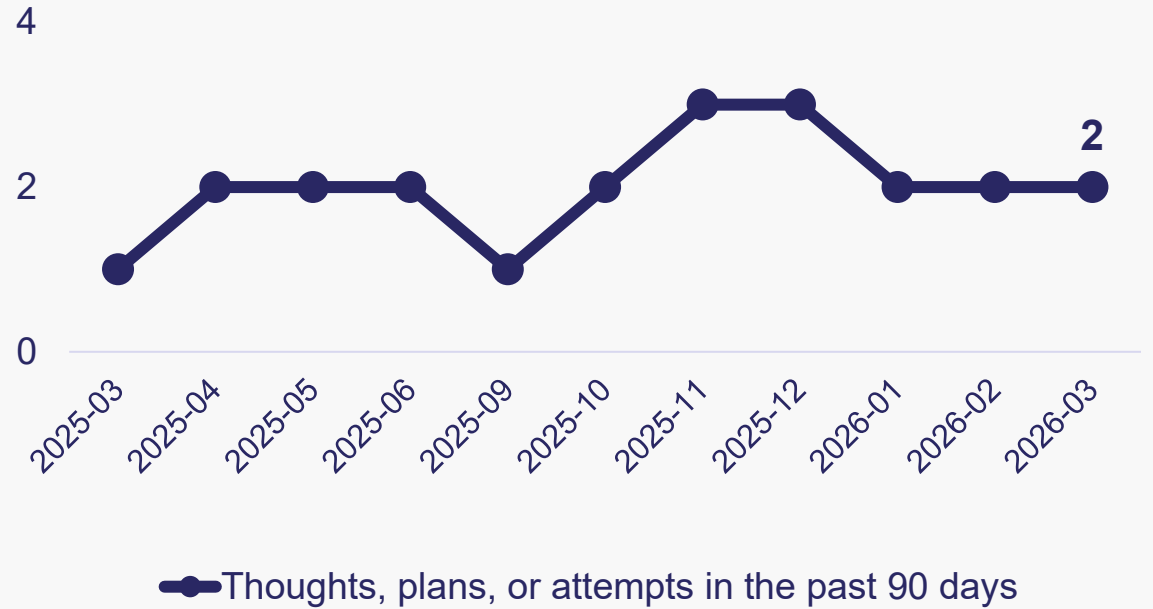
Most Proctor youth have had or currently have mental health symptoms and/or diagnoses

Proctor Youth Mental Health



In March, about 6% of Proctor youth in have had a history of or are currently struggling with self-harm.

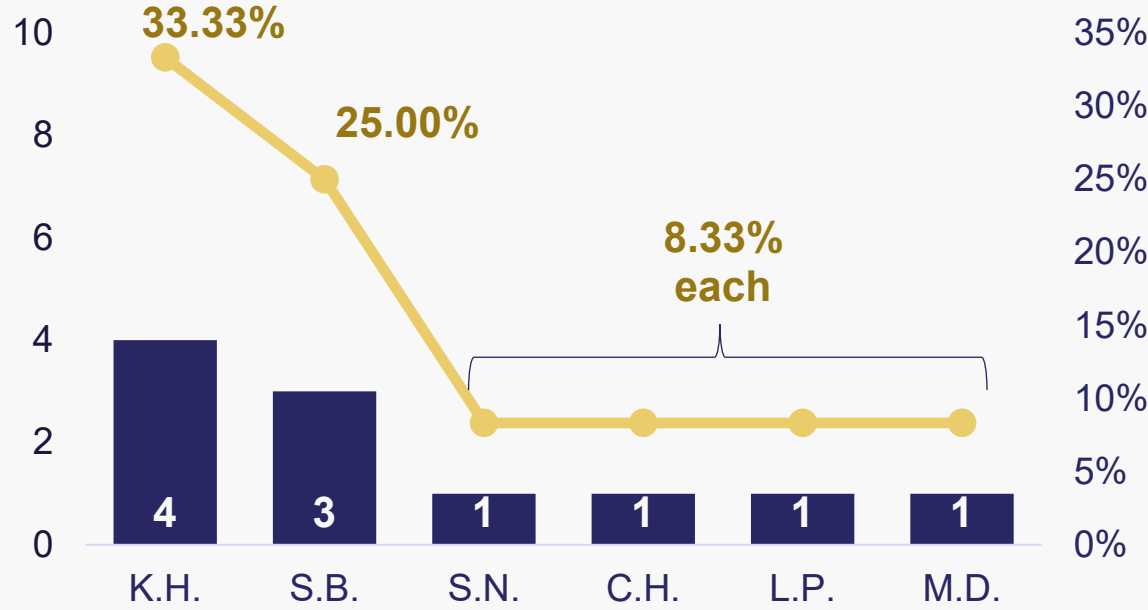
Proctor Youth Self-Harm





(February 2025 - March 2026)

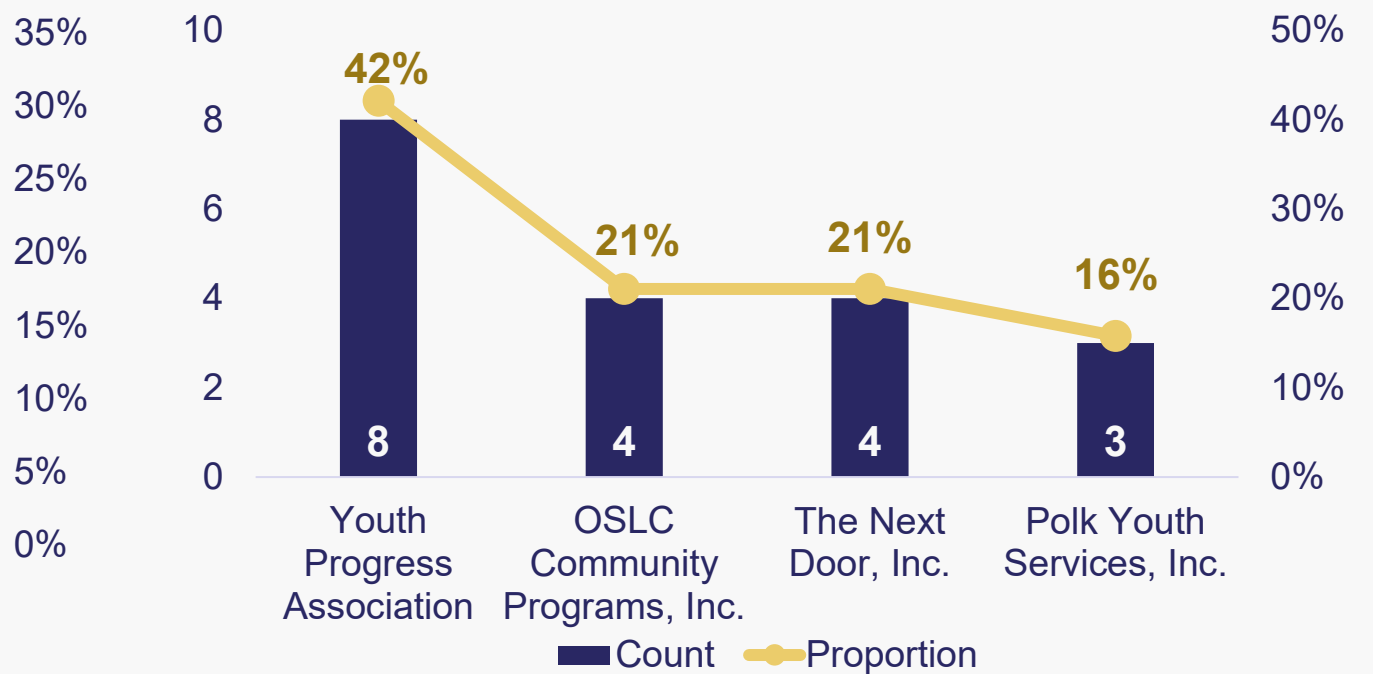
Runaways by FC Location



* Youth Count = 13 ■ Run Count* ● Proportion

(March 2025 - March 2026)

Runaways by Proctor Location



*No new runaways from FC since September 2025



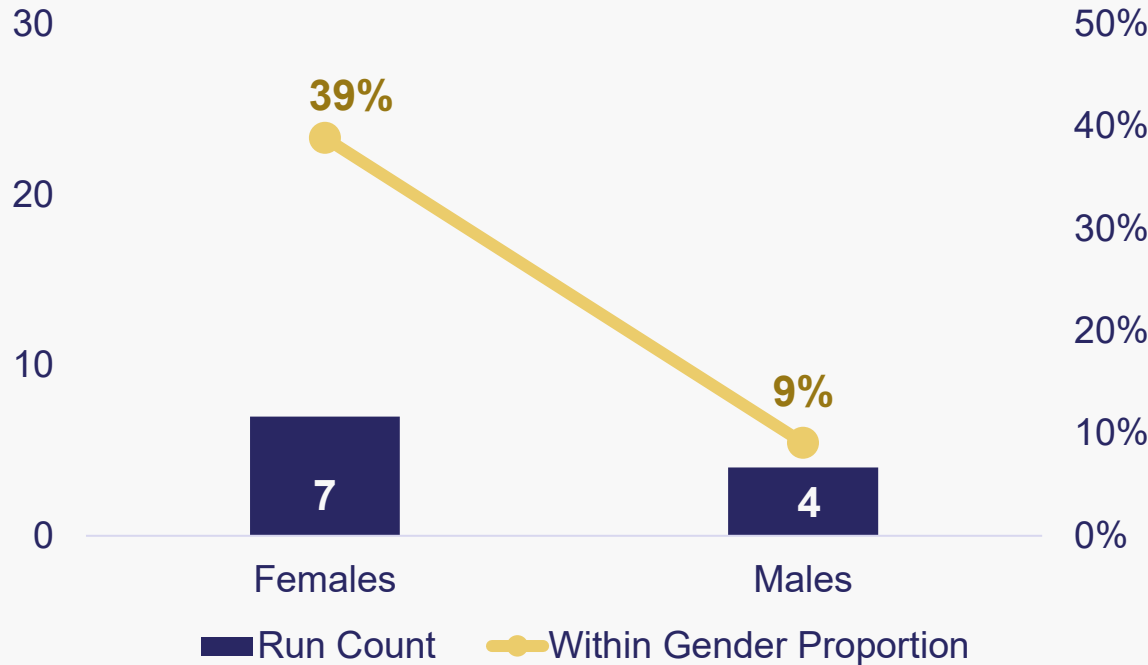
Runaways by Gender

Action Item 3.2

A Greater *Within-Gender* Proportion of Females tend to Runaway than Males

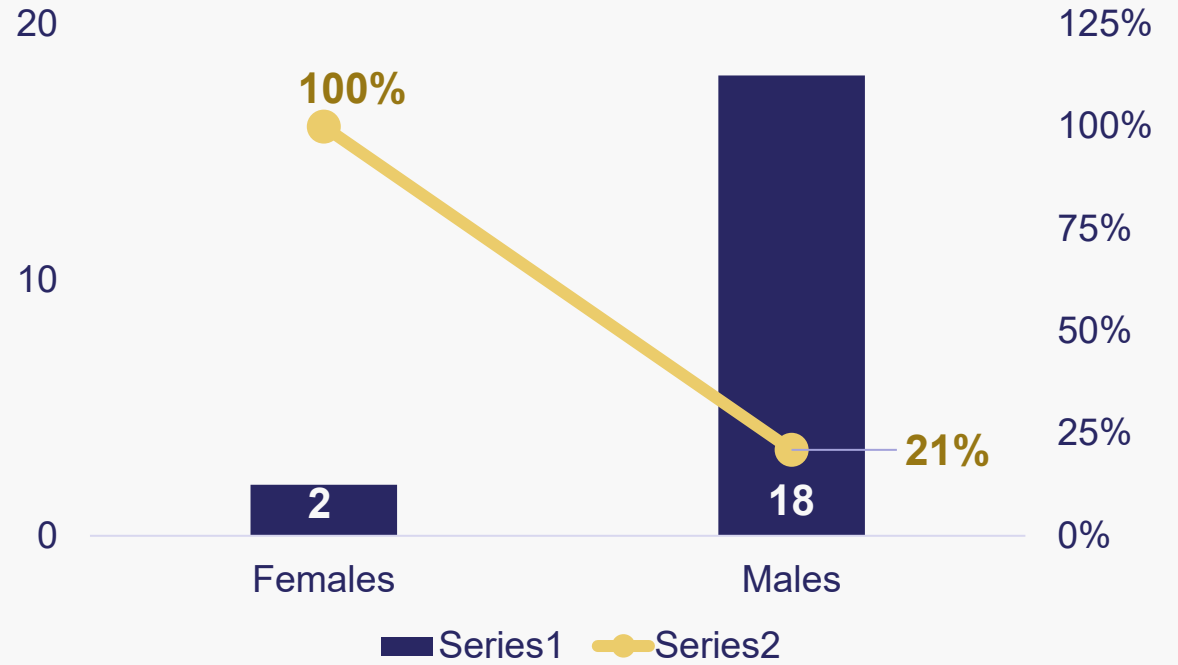
Feb 2025 - March 2026

Runaways by Gender



March 2025 - March 2026

Proctor Runaways by Gender



*No new runaways from FC since September 2025



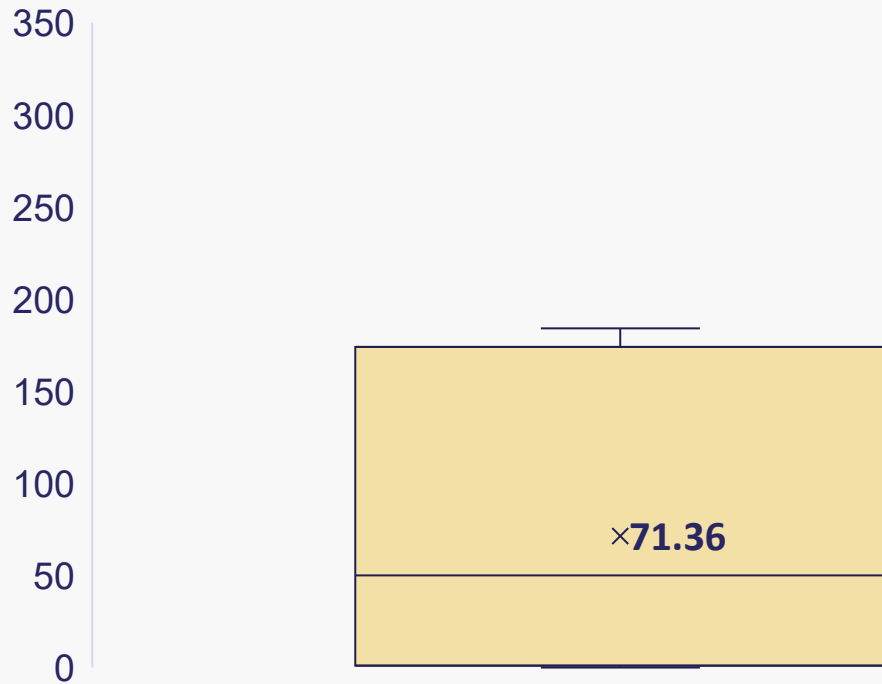
Runaway Days

Action Item 3.3

There is variability in the number of days youth are on the run.

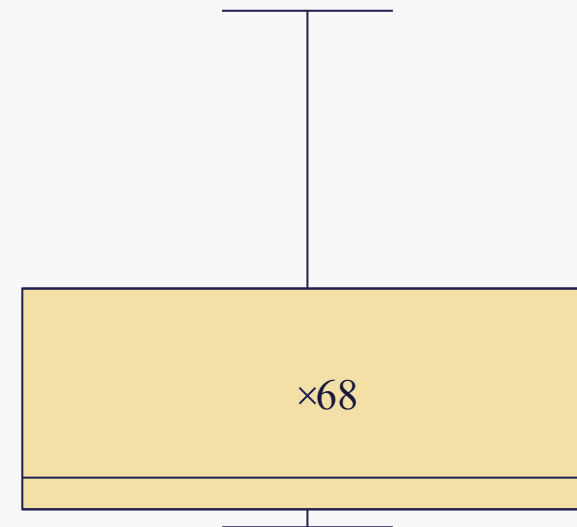
(February 2025 - March 2026)

Average Days on the Run from FC



(March 2025 - March 2026)

Average Days on the Run From Proctor Care

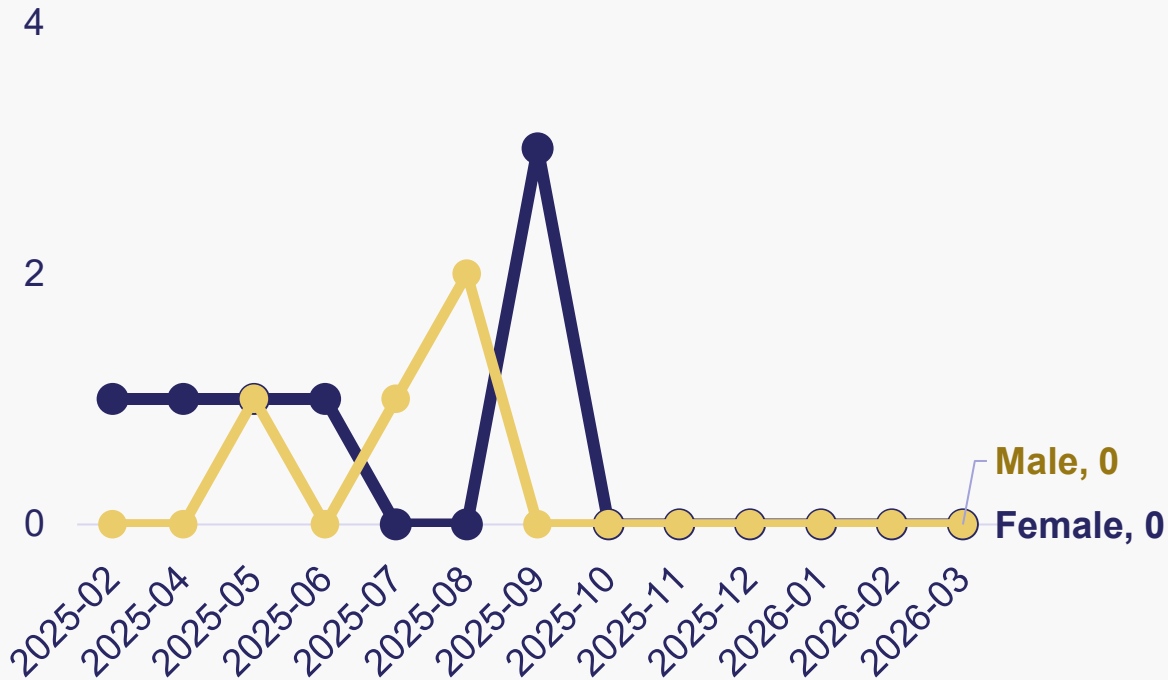


*No new runaways from FC since September 2025



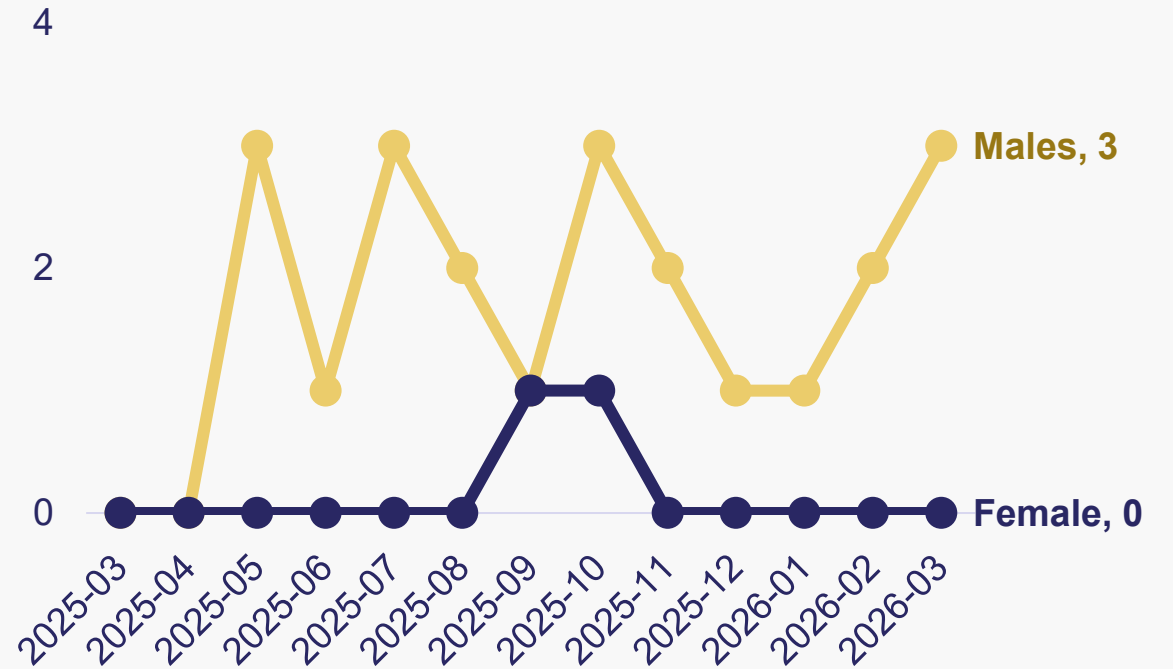
No Runaways since September.

Foster Care Runaway Counts by Gender



Three Runaways in March.

Proctor Runaway Count by Gender





Revised Placement Process

- Foster Care has been identified as the youth's next placement and has been screened and accepted into a particular home.
- The Certifier and the JPPO meet to discuss what resources the youth will need while in foster care and specific resources are identified prior to placement. Some but not limited to:
 - Medical
 - Dental
 - Vision
 - Mental Health
 - Medication Management
 - SUD
 - Skills Development
 - Mentors or other wrap around services
 - Cultural Activities/Contacts/Interests
 - Religion/Spiritual needs
 - Recreational Activities
 - Appropriate amount of clothing



Revised Placement Process

- The Certifier will begin planning with the foster parent/s and the JPPO **prior** to placement:
 - Begin building the relationship and trust between the foster parent/s and the youth via “reach-in contacts” via phone, virtual or in-person.
 - Build initial 30-day structured plan (i.e. – phones, electronics, supervised community time, approved contacts, job search, schooling).
 - Youth should know the plan prior to placement and have input on the plan to what they feel would assist in their transition and overall success.
 - Review the plan again at intake and again towards the end of the first 30 days and modify as needed for the second 30-day plan.
 - Increased weekly face-to-face contact with the youth and the foster parent/s will be in place for the first 60 days. These contacts will be made by either the certifier or JPPO. The need for increased contact will be reviewed at the end of the 60 days.



FC Referrals by Demographics

Action
Item
1.13





IMPACT

Insight | Measurement | Performance | Accountability
Continuous Improvement | Transparency



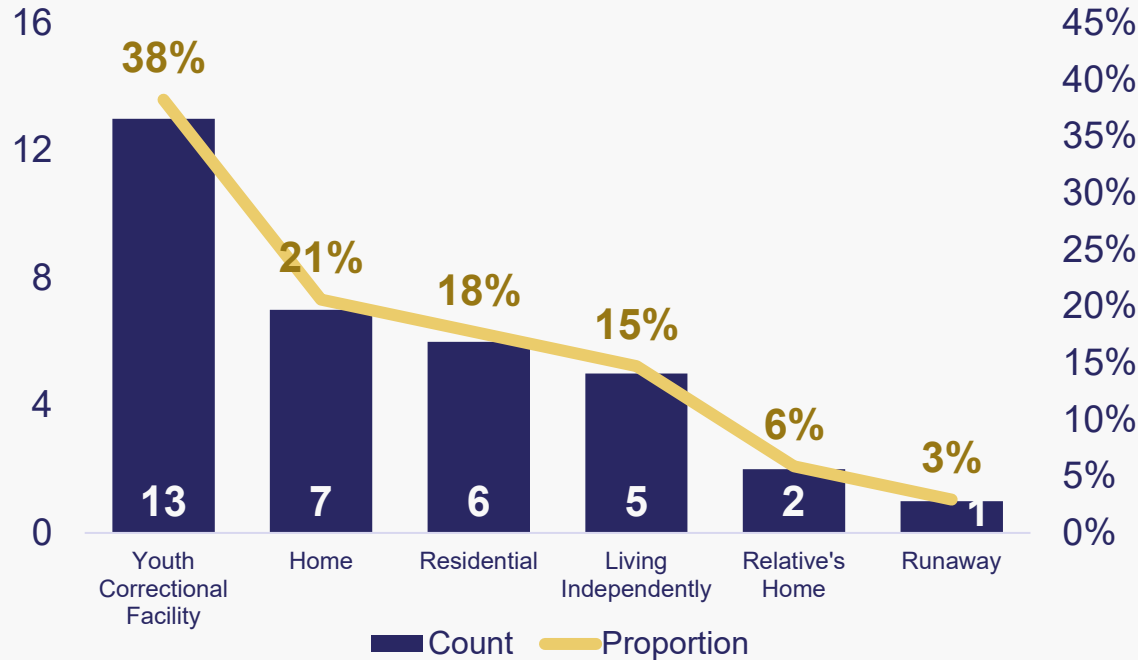
Performance Metrics



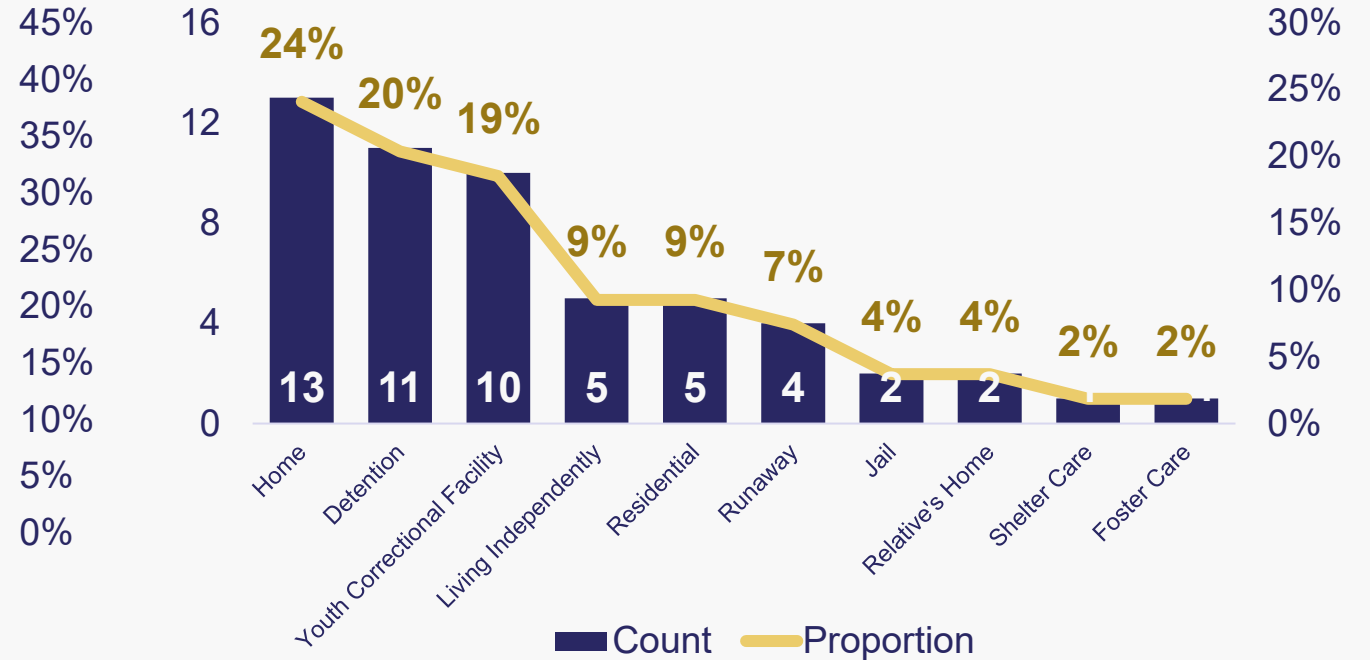
Of the 34 youth who left a Foster Care placement, 14 (41%) moved to living independently or into a family-based home.

Of the 54 youth who left a Proctor Care, 20 (37%) moved to living independently or into a family-based home.

Post FC Locations



Post Proctor Locations



(March 2025 - March 2026)



Closing Updates



High Priority Work

Is there any high-priority work happening in your department that we don't see reflected in some way in these slides?




Employee Engagement

Updates on employee engagement efforts and areas of focus.

IMPACT

Insight | Measurement | Performance | Accountability
Continuous Improvement | Transparency



Help us improve

Follow QR code to provide feedback



IMPACT

Insight | Measurement | Performance | Accountability
Continuous Improvement | Transparency



Supplement Slides

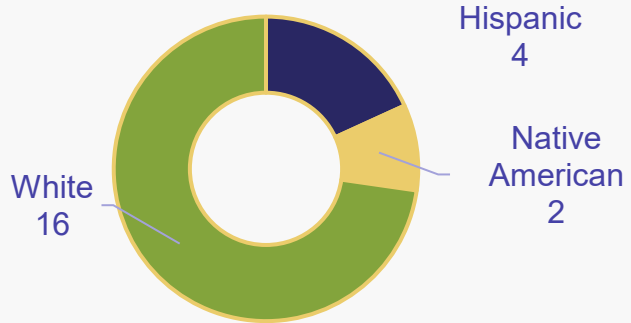


Foster Care Population

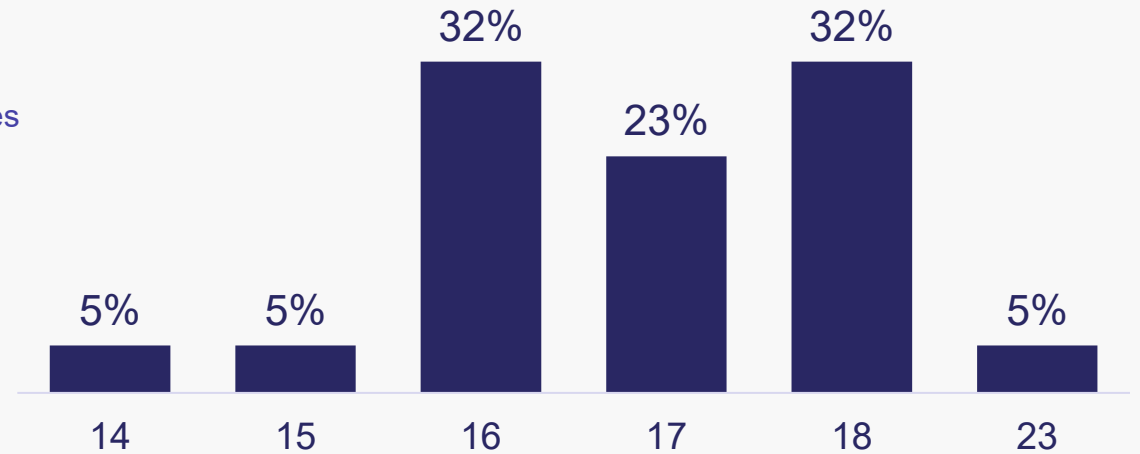
Total Youth: 22

(as of 3/31/2026)

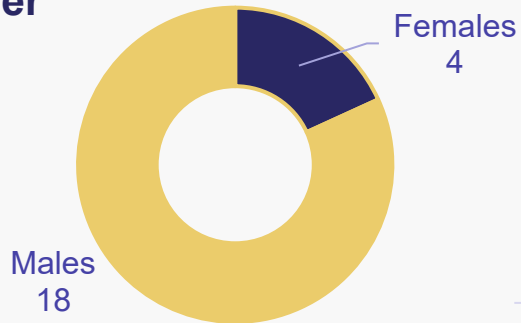
Race/Ethnicity



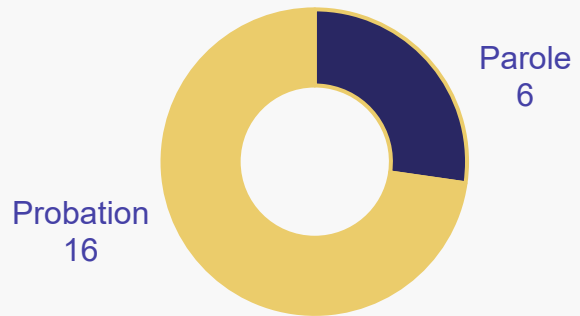
Current Age



Gender



Status





Proctor Care Population

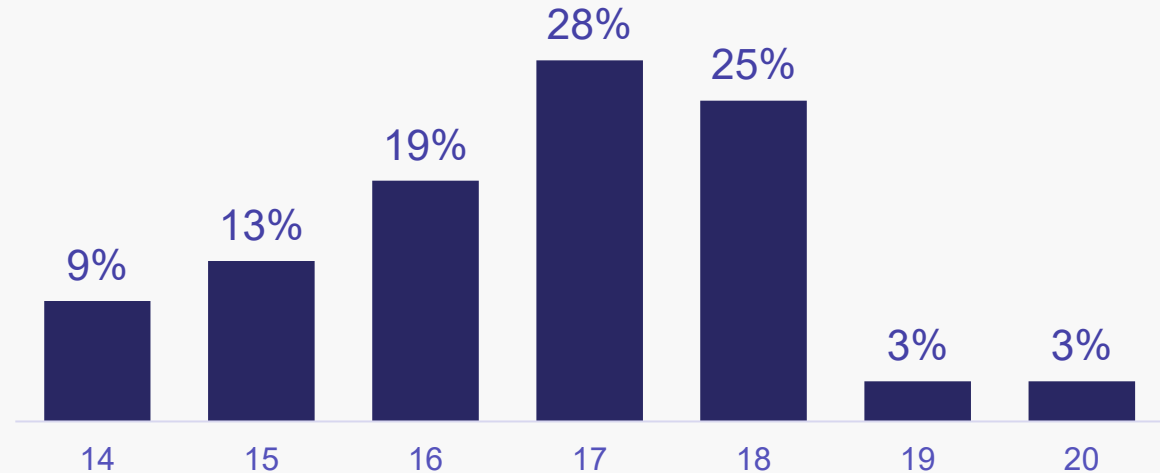
Status



Total Youth: 32

(as of 4/03/2026)

Current Age



Race/Ethnicity

