



# Juvenile Justice Information System

Data & Evaluation Report

## Racial and Ethnic Disparities Relative Rate Index (RRI)

Linn County 2020

JJIS Steering Committee  
JJIS Data & Evaluation Sub-Committee

*JJIS – A Shared Information System*

Oregon Youth Authority



Oregon Juvenile Department Directors' Association





# Juvenile Justice Information System Steering Committee

Mission ♦ Vision ♦ Goals ♦ Values

## JJIS Mission

To promote public safety and youth accountability, and to offer opportunities for rehabilitation to youth, through the development and sustainability of a statewide juvenile justice information system.

## JJIS Vision Statement

## Goals in Support of Vision Statement

<ul style="list-style-type: none"> <li>♦ Provides a comprehensive view of information about youth across Oregon's state and county juvenile justice agencies.</li> </ul>	<ul style="list-style-type: none"> <li>♦ Sustain JJIS as a statewide juvenile justice information system that supports the partnership of the OYA, the 36 county juvenile departments, and approved external partners;</li> <li>♦ Sustain JJIS as the primary information system used by the OYA and county juvenile departments to manage and report information about youth in their agency; and</li> <li>♦ Enhance electronic access to data among users, partners and stakeholders.</li> </ul>
<ul style="list-style-type: none"> <li>♦ Provides comprehensive support for managing individual youth cases and tracking youth through the justice process.</li> </ul>	<ul style="list-style-type: none"> <li>♦ Support the assessment of risks and needs of youth;</li> <li>♦ Support individual case plans;</li> <li>♦ Track youth through the entire justice process so that individual status, program involvement, progress, and outcomes can be determined; and</li> <li>♦ Expand provider/partner access to individual youth records.</li> </ul>
<ul style="list-style-type: none"> <li>♦ Provides the capacity for and aids in the overall planning, development, and evaluation of programs designed to reduce youth crime.</li> </ul>	<ul style="list-style-type: none"> <li>♦ Provide data and information to evaluate the benefit of programs aimed at reducing youth crime;</li> <li>♦ Expand the capacity of JJIS for efficient data collection, analysis, and dissemination;</li> <li>♦ Provide data to researchers and incorporate new research and evidence into policy and practice; and</li> <li>♦ Identify and implement standardized outcome indicators that measure investment return, including recidivism, positive youth outcomes and other appropriate indicators tied to specific criminogenic risk factors.</li> </ul>
<ul style="list-style-type: none"> <li>♦ Recognizes and supports the common business needs of juvenile justice partnership agencies.</li> </ul>	<ul style="list-style-type: none"> <li>♦ Provide a statewide standard for entry of information into JJIS;</li> <li>♦ Maintain confidentiality and protection of information contained in JJIS;</li> <li>♦ Maintain the energy and enthusiasm of the Steering Committee and the partner agencies needed to keep JJIS vital;</li> <li>♦ Seek opportunities to support business practice changes and respond to emerging business requirements;</li> <li>♦ Cultivate innovative and forward thinking solutions to improve JJIS;</li> <li>♦ Continue to prioritize and manage JJIS resources efficiently;</li> <li>♦ Ensure consistent data integrity;</li> <li>♦ Ensure consistent training of JJIS users;</li> <li>♦ Ensure continuity of knowledge of both OYA and county juvenile department business practices within OYA's Information System Department to support leadership and data integrity; and</li> <li>♦ Create and implement a JJIS Steering Committee Communication Plan.</li> </ul>

Revisions adopted 9/20/2017

## JJIS Partnership Values

Representatives of the OYA, OJDDA, and external partners with an interest in juvenile justice serve on the JJIS Steering Committee and form the JJIS partnership. The JJIS partnership:

- ♦ Represents the best interests of Oregon's juvenile justice system as a whole;
- ♦ Is entered into in good faith by all parties with integrity and honesty, and in the spirit of mutual support and collaboration;
- ♦ Promotes the ethical use of JJIS information and uses the data with respect, professionalism, and sensitivity toward the partners whose data is represented in the information;
- ♦ Adopts and maintains the JJIS Vision and Goals, keeping them current with juvenile justice needs;
- ♦ Uses the Vision and Goals as guiding principles for JJIS decision making.



# JJIS Steering Committee

The JJIS Steering Committee provides oversight to the JJIS project. It meets regularly to ensure that JJIS is on task to accomplish the vision and goals of the JJIS partnership.

The Steering Committee prioritizes the development of software features, makes policy decisions, and allocates resources to the project.

## Members

**Christina McMahan**, Director  
Clackamas County Juvenile Department  
JJIS Steering Committee Co-Chair

**Peter Sprengelmeyer**, Assistant Director  
Oregon Youth Authority Community Services  
JJIS Steering Committee Co-Chair

**Joe Ferguson**, Juvenile Services Deputy Director  
Jackson County Community Justice

**Molly Rogers**, Director  
Wasco County Juvenile Department

**Lynne Schroeder**, Director  
Washington County Juvenile Department

**Matt Wetherell**, Juvenile Probation Manager  
Benton County Juvenile Department

**Erin Fuimaono**, Assistant Director  
Oregon Youth Authority Development Services

**Clint McClellan**, Assistant Director  
Oregon Youth Authority Facility Services

External partners and other interested parties frequently attend Steering Committee meetings and participate in discussions, but do not have voting rights on Committee recommendations.

## OYA Staff

**Steven Hoffert**, Chief Information Officer  
OYA Information Systems

**Douglas Thomas**, Manager  
JJIS Policy & Implementation

**Don Crossley**, Manager  
JJIS Development & Reports

**Mark Greenwald**, Manager  
OYA Research & Evaluation

**Teresa Scott**, Business Intelligence Architect  
JJIS Development & Reports

**Kristi Racer**, Research Analyst  
OYA Research & Evaluation

## JJIS Data and Evaluation Subcommittee

The JJIS Data and Evaluation Subcommittee is a standing committee of the JJIS Steering Committee, contributing to local and statewide research initiatives, program and system evaluations, and policy recommendations regarding the use of data. The subcommittee supports the juvenile justice system by ensuring consistency, accuracy and appropriateness of the data, guiding the development of routine and annual reports and statistics, and interpreting relevant data analyses.

*THIS PAGE INTENTIONALLY LEFT BLANK  
FOR PURPOSES OF 2-SIDED PRINTING*

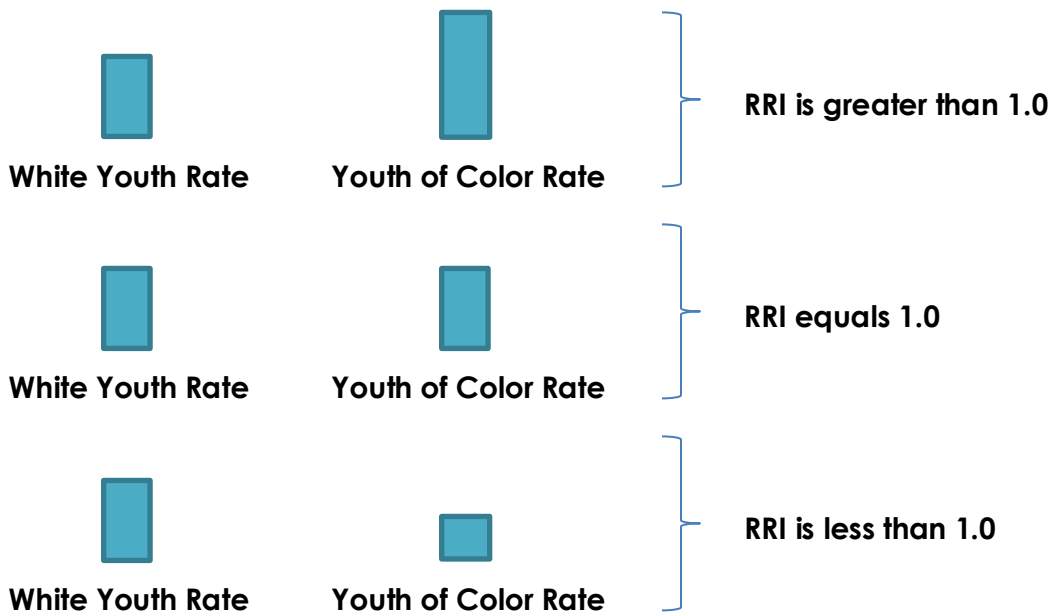
# Introduction

Oregon's juvenile justice community is committed to providing effective and efficient services to promote public safety and prevent youth from returning to criminal behavior. The juvenile justice system in Oregon, and around the nation, is focused on improving the equitable treatment for youth of all races and ethnicities who encounter the system. An important foundation to understand disparate treatment in the system is to know the Relative Rate Index for a county.

## What is Relative Rate Index or RRI?

The Relative Rate Index or RRI is a way to compare experiences of different groups of youth, typically broken down by race or ethnicity, within the juvenile justice system. In the context of this report, youth of color refers to African American, Asian American, Native American, and Hispanic youth. If groups are treated equally, both groups will have an RRI equal to "1". The number is looking at proportional rates, so the groups do not have to be the same in number of occurrences, just the same in rate of occurrence. When the RRI is not equal to "1", one group of youth is receiving different treatment than the other group.

For example:



## Contents of this report

This document contains county specific data regarding the Relative Rate Index for youth of color. The RRI is calculated at six different decision points in the juvenile justice system. The six decision points and definitions include:

- **Referral to juvenile department:** a report to a juvenile department, typically by law enforcement, that a youth is alleged to have committed an act that if done by an adult would constitute a crime.
- **Use of secure detention:** a youth may be held in a county juvenile detention facility, per statute, for pre-adjudication holding, as a sanction for an adjudicated offense, or for a probation violation.
- **Case not petitioned in court:** a case that is dismissed or handled through informal means.
- **Case petitioned to court:** a referral that is charged in a petition, usually by the county district attorney's office, and is filed with the court.
- **Case resulting in secure confinement in a youth correctional facility:** a disposition order of an adjudicated petition that results in a youth being placed in a youth correctional facility.
- **Case transferred to adult court:** a case that is transferred to adult court, either through a waiver process or through an automatic waiver of a Measure 11 charge.

Every county in the state is represented, but not every county has enough instances to adequately report data. Some counties can report an RRI in one area or decision point, but not an RRI in every area or decision point, for the same reason.

## Notes about the information

**Review and Update of Functional Requirements for Future State RRI (BIS Reports)**-The RRI functional requirements were updated based on analyses conducted by a Functional Requirements Work Group that met several times between August and October 2020 to describe and refine functional requirements for the *future state* RRI in BIS Reports. This report reflects those updates. A copy of the updated *Technical Requirements* may be obtained through a request to the JJIS Help Desk (JJIS.Helpdesk@oya.state.or.us).

**Statewide Data:** Because RRI needs to be viewed at a county, not state, level to provide the most meaningful data, statewide data is not presented as RRI.

**Real Number of Occurrences:** The actual number of occurrences are reported for each county for each area and decision point. While there are limitations in reporting the RRI for every category, the JJIS Steering Committee recognizes that all youth from all race and ethnic backgrounds count and should be reported.

**Missing Data:** When \* is seen in the report, it is indicating the numerator in the calculation was 5 or less or the denominator was 50 or less. Therefore, there is not enough data for counties to report out reliable data.

**Race and Ethnicity:** The JJIS Steering Committee defines Race and Ethnicity reporting categories based on available data. Race is recorded by the juvenile department based on police reports and youths' self-reporting. These reports categorize youth by the race that is recorded in JJIS unless the recorded ethnicity is Hispanic. When the recorded ethnicity is Hispanic, the youth is categorized as Hispanic, regardless of race.

The JJIS Steering Committee respects all races and ethnicities and acknowledges that we cannot accurately represent everyone based on the need to comply with federal reporting standards.

## Limitations of the Data

- The data in this report and other JJIS Annual Reports for 2020 differs significantly from reports from previous years due to the effects of the global Coronavirus pandemic. There were 3,833 fewer referrals to County Juvenile Departments in 2020 compared to 2019, a reduction of more than a third. As a result, one should use caution when using 2020 data to make comparisons across years.
- There is some level of inconsistency in the reporting of Hispanic as a race on referrals by law enforcement, dependent on how race and ethnicity is recorded. Therefore, there is potential for under-reporting of Hispanic youth within the data. For example, some law enforcement agencies may use census guidelines for collecting race. In this case, Hispanic youth are identified as being white or non-white, with Hispanic as a cultural identification rather than race. Other agencies may identify Hispanic as a racial group.
- The Relative Rate Index report can provide the data for actual occurrences and areas of disparate treatment for youth of color in the juvenile justice system in Oregon. This report cannot describe or tell the “why” for the data in any county.

March 2021

*THIS PAGE INTENTIONALLY LEFT BLANK  
FOR PURPOSES  
OF TWO-SIDED PRINTING*

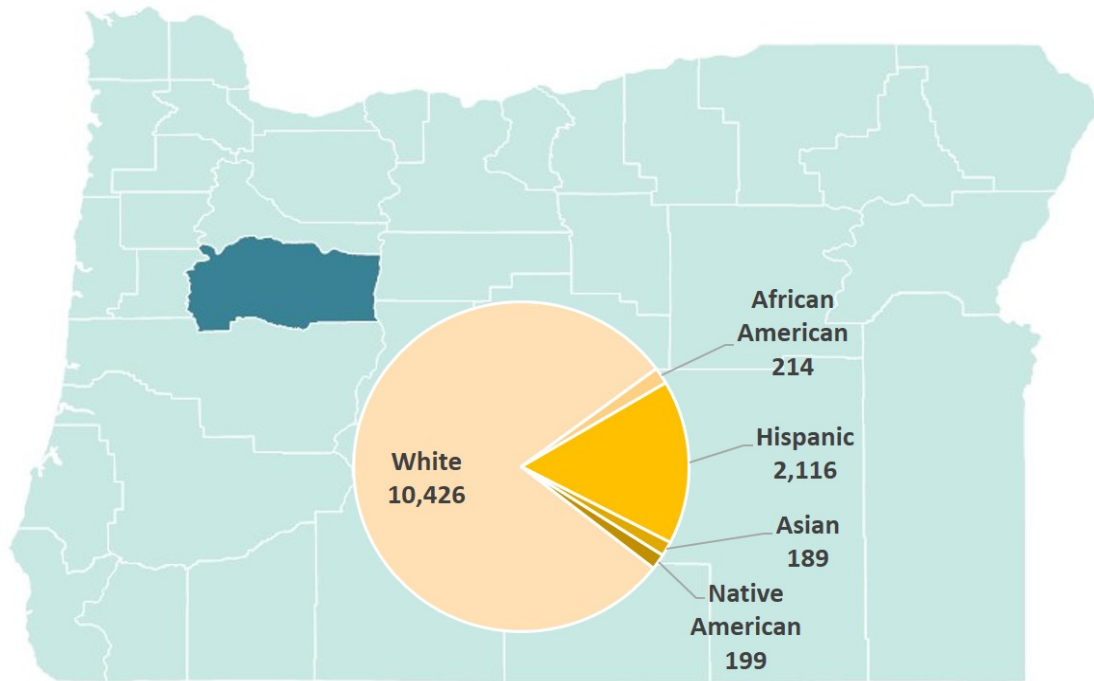


## Youth in contact with juvenile justice system — racial disparities

# Linn County

## Criminal behaviors only

At Risk Population (Youth 10-17)



In comparison to white youth contacts with the juvenile justice system, other groups experience contact at the following rates:

Juvenile Justice System Path Decision Point	Relative Rate Index (RRI) Compared to White Youth			
	African American	Hispanic	Asian	Native American
Referred to Juvenile Department	*	1.14	*	*
Cases Involving Secure Detention	*	*	*	*
Cases Not Petitioned	*	*	*	*
Cases Petitioned (Charges Filed)	*	*	*	*
Cases Resulting in Confinement	*	*	*	*
Cases Transferred to Adult Court	*	*	*	*

KEY: \* Insufficient numbers to provide reliable results

RRI is desirable	RRI is area for improvement
---------------------	--------------------------------

The Relative Rate Index (RRI) is a helpful way to compare the experiences of different groups of youth (ages 10-17) within the juvenile justice system. When groups are treated equally, they have an RRI equal to “1”. This is true even when one group is larger than another group. When the RRI is not equal to “1”, one group is receiving different treatment relative to the other.

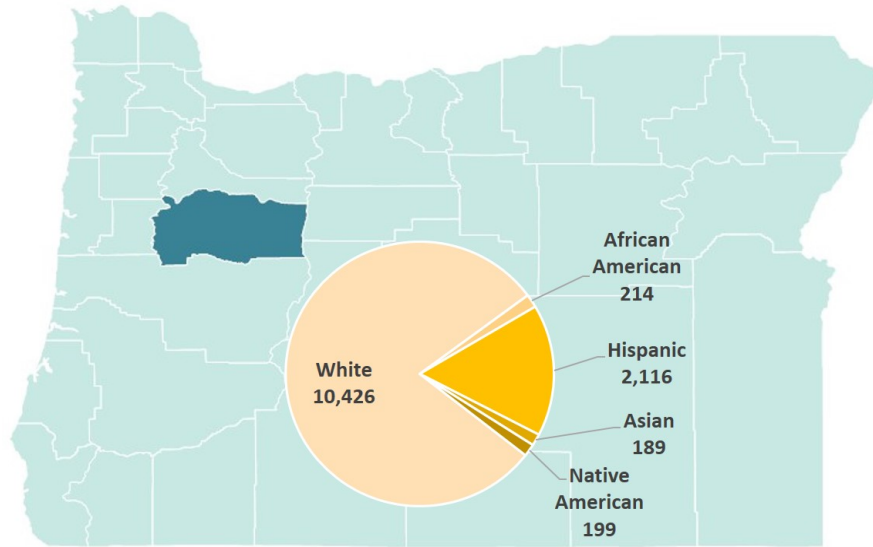
Source Data: 2020 Relative Rate Index (RRI) Review - JJIS BIS Reports System; population data provided by National Center for Juvenile Justice

# Youth in contact with juvenile justice system — racial disparities

## Linn County

### Criminal behaviors only

#### At Risk Population (Youth 10-17)



2020 Relative Rate Index (RRI) Review - JJIS BIS Reports System

Population Data provided by National Center for Juvenile Justice

#### Number of actual occurrences by decision point

	Total	White	African American	Hispanic	Asian	Native American
<b>Population At Risk</b>	<b>13,144</b>	<b>10,426</b>	<b>214</b>	<b>2,116</b>	<b>189</b>	<b>199</b>
Percent of total population		79.3	1.6	16.1	1.4	1.5
<b>Referred to Juvenile Department</b>	<b>225</b>	<b>104</b>	<b>2</b>	<b>24</b>	<b>1</b>	<b>4</b>
<b>Cases Involving Secure Detention</b>	<b>194</b>	<b>125</b>	<b>2</b>	<b>20</b>	<b>2</b>	<b>8</b>
<b>Cases Not Petitioned</b>	<b>77</b>	<b>31</b>	<b>1</b>	<b>4</b>	<b>0</b>	<b>1</b>
DA Declined / Insufficient Evidence / Rejected	43	17	1	2	0	1
Closed at Intake / Warning / Review and Close	1	1	0	0	0	0
Alternative Process	3	2	0	1	0	0
Allegations Not Petitioned but Informally Supervised	30	11	0	1	0	0
<b>Cases Petitioned (Charges Filed)</b>	<b>136</b>	<b>67</b>	<b>2</b>	<b>13</b>	<b>2</b>	<b>5</b>
<b>Cases Resulting in Delinquency Findings</b>	<b>110</b>	<b>56</b>	<b>2</b>	<b>11</b>	<b>2</b>	<b>3</b>
County Probation	78	34	2	8	2	0
OYA Probation & OYA Commitment for Community Placement	14	9	0	1	0	2
OYA Commitment for YCF	15	12	0	2	0	1
Other	3	1	0	0	0	0
<b>Allegations Transferred to Adult Court</b>	<b>0</b>	<b>0</b>	<b>0</b>	<b>0</b>	<b>0</b>	<b>0</b>
<b>Dismiss, Plea Bargain, or Alternative Process</b>	<b>26</b>	<b>11</b>	<b>0</b>	<b>2</b>	<b>0</b>	<b>2</b>

*THIS PAGE INTENTIONALLY LEFT BLANK  
FOR PURPOSES  
OF TWO-SIDED PRINTING*