

Active Renewal Application – Instructions

Table of Contents

Logging into eLicense.....	2
Logging into eLicense.....	3
Initiating your Renewal.....	4
Initiating your Renewal.....	5
Renewal Application.....	6
Renewal Application.....	7
Renewal Application.....	8
Renewal Application.....	9
Renewal Application.....	10
Entering Continuing Education Courses.....	11
Entering Continuing Education Courses.....	12
Entering Continuing Education Courses.....	13
Editing Continuing Education Courses.....	14
Editing Continuing Education Courses.....	15
Deleting Continuing Education Courses.....	16
Deleting Continuing Education Courses.....	17
Completing Continuing Education Questions.....	18
Printing Your Renewal.....	19
Complete your Renewal.....	20
Complete your Renewal.....	21
Pay your Renewal.....	22
Pay your Renewal.....	23
Pay your Renewal: Credit/Debit Card Payment Process.....	24
Pay your Renewal: Checking or Savings Payment Process.....	25
Pay your Renewal.....	26
Pay your Renewal.....	27
Renewal Complete.....	28
Renewal Complete.....	29
Renewal Complete.....	30

Logging into eLicense

Licensees receive an email notice on the first day of their renewal month. Licensees may renew any time during the entire renewal month. The email notice will have a link to the Agency website.

Mail Body :

Dear Roger Test User,

Your license expires at the end of October. Oregon Real Estate Agency records show that you are currently associated with **Test Business**. If this is not correct, contact your current real estate company. Your supervising licensee must log in to eLicense and transfer you to the current company before you renew your license. Complete your renewal, including the payment process, no later than the last day of the month to

- Avoid paying late fees.
- Continue conducting professional real estate activity.

Before logging in to eLicense, gather the following things:

- Your continuing education certificates.
- Your completed Continuing Education Record Form.
- Your payment. (The Agency only accepts VISA, MasterCard, and eChecks.)

To start your license renewal online using eLicense:

1. Go to www.oregon.gov/rea.
2. Click the link "Click here for eLicense," found under the picture of a red laptop computer.
3. Enter your User ID and Password. Your User ID is your license number. (Do not click "Register.")
4. From the Online Services drop down menu Click Renewal.
5. Click "Start" and begin the application.

To complete your license renewal in eLicense, you will need to:

- Answer all required questions.
- Enter information for each continuing education course as explained in this [tutorial](#).
- Complete the payment process.

Please contact the Agency if you have any questions.

Oregon Real Estate Agency
530 Center St. NE Ste. 100
Salem, OR 97301
www.rea.state.or.us
rea.info@state.or.us
(503) 378-4170

Logging into eLicense

Go to: www.oregon.gov/rea

Select: “Enter eLicense” button located in center of page.

Enter: User ID (Your License Number) no spaces, dashes, alpha characters or slashes

Enter: Password, set by licensee on initial login

Click: “Log In” (see red arrow)

Access Your Account

User ID
201215944

Password
••••

Log In

Don't have an account? [Register](#)
[Forgot Password?](#) [Forgot User ID?](#)

Welcome

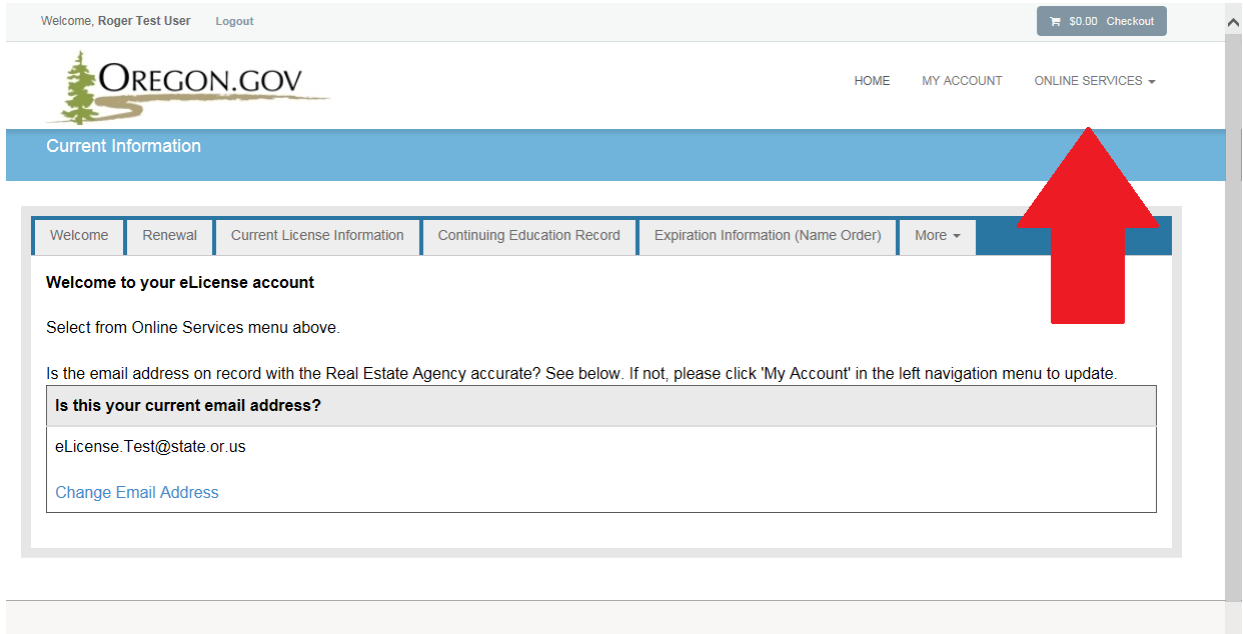
Oregon Real Estate Agency eLicense

****Log In Help****
User ID = License Number
[Password Reset Request](#)

Only click "Register" if you have never held a real estate license in Oregon.

Initiating your Renewal

Click: "Online Services" link (see red arrow)



Welcome, Roger Test User Logout \$0.00 Checkout

OREGON.GOV HOME MY ACCOUNT ONLINE SERVICES ▾

Current Information

Welcome Renewal Current License Information Continuing Education Record Expiration Information (Name Order) More ▾

Welcome to your eLicense account

Select from Online Services menu above.

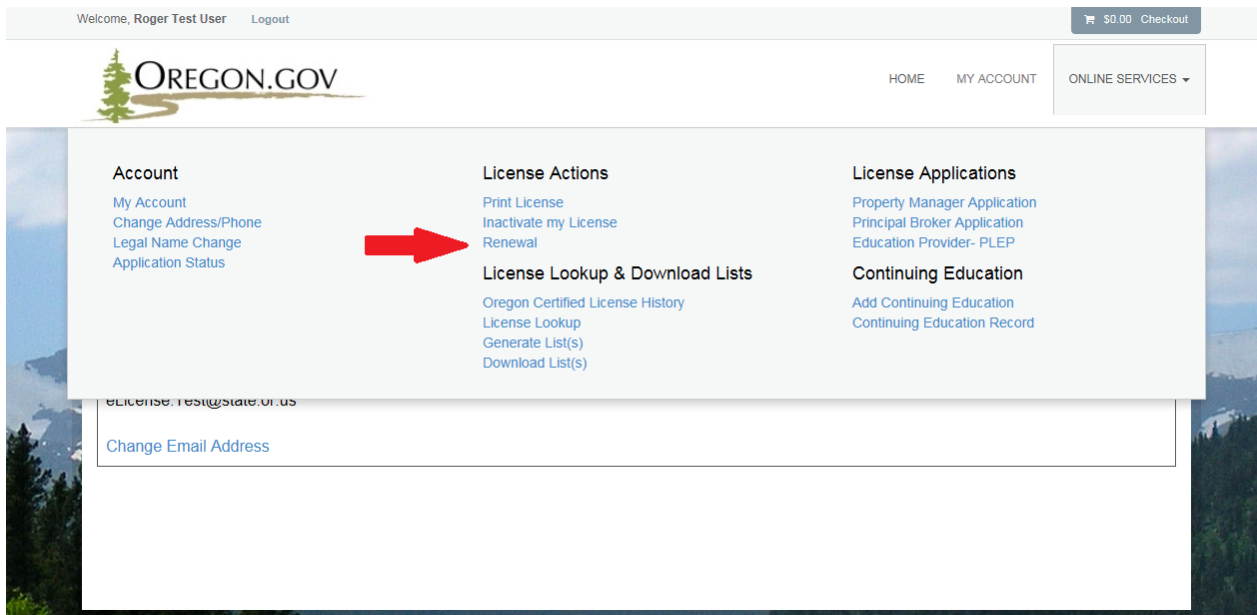
Is the email address on record with the Real Estate Agency accurate? See below. If not, please click 'My Account' in the left navigation menu to update.

Is this your current email address?

eLicense.Test@state.or.us

[Change Email Address](#)

Click: "Renewal" in the center navigation menu under "License Actions" (see red arrow)



Welcome, Roger Test User Logout \$0.00 Checkout

OREGON.GOV HOME MY ACCOUNT ONLINE SERVICES ▾

Account
My Account
Change Address/Phone
Legal Name Change
Application Status

License Actions
Print License
Inactivate my License
Renewal

License Applications
Property Manager Application
Principal Broker Application
Education Provider- PLEP

License Lookup & Download Lists
Oregon Certified License History
License Lookup
Generate List(s)
Download List(s)

Continuing Education
Add Continuing Education
Continuing Education Record


eLicense.Test@state.or.us

[Change Email Address](#)

Initiating your Renewal

Click: "Start" link on Renewal Page

Welcome, Roger Test User Logout \$0.00 Checkout

 HOME MY ACCOUNT ONLINE SERVICES ▾

Renewal

Select "Start" to begin the renewal process.

You may exit the renewal process at any point. Your information will be saved and you may return later to complete the process. Remember, you must complete the process and pay any applicable fee on or before the expiration date to avoid being late.

[Renewal](#) ▲

	Completed	License	Note
Start		201215944	

Renewal Application

Update: Mailing & Physical Addresses, if necessary
Click: "Next"

NOTES: Click the "Save and Close" button at any time to save your in-progress renewal. You may re-enter the application to add, edit and complete the renewal, for up to one year. Remember your renewal must be completed by the final day of your renewal month to avoid a late fee and disassociation from your organization.

License For 201215944

Renewal Applicant Information

1. Current mailing address:

Mail Address 530 Center St. NE
Suite/Office/Bldg No. 100
City Salem State Oregon Zip Code 97301
County Marion
Phone (503) 378-4170

Edit Address

2. Current physical address:

Street Address 1177 Test Case Ave.
Suite/Office/Bldg No.
City Salem State Oregon Zip Code 97301
County Marion
Phone (503) 378-4170

Edit Address

Current License Status

ACTIVE

Previous Next Save and Close

Renewal Application

Enter: Email Address is Question 3

Question 4: Mark “yes” only if you want to subscribe to the Oregon Real Estate News-Journal.

The screenshot shows a web browser window titled "License For 201215944". The page content is "Renewal Applicant Information Continued". A sidebar on the left contains a menu with "Renewal Applicant Information" and "Renewal Applicant Information Continued". The main content area includes a note: "Fields marked with an asterisk * are required." Question 3 is "3. Email Address" with a text input field containing "eLicense.test@state.or.us" and an asterisk to its left. A red arrow points to this field. Question 4 is "4. The Oregon Real Estate News-Journal is the official publication of the Oregon Real Estate Agency. It is sent by e-mail only to those who subscribe. The News-Journal is the best way to keep up with real estate license law changes, Agency news, and recent administrative actions." Below this is the question "Do you want to subscribe to the Oregon Real Estate News-Journal?" with a checked checkbox labeled "Yes" and a red arrow pointing to it. At the bottom of the form are buttons for "Previous", "Next", and "Save and Close". A red arrow points to the "Next" button.

Renewal Application

Question 16: Read question and attest your acknowledgement by typing your name in the field.

Question 17: Upload supporting documents (NOT REQUIRED) to yes answers by clicking on the “Browse” button

Click: “Next” after all Background - Renewal questions are answered on the page and provided comments where necessary.

The screenshot shows a web application window titled "License For 201215844". On the left, a sidebar contains three menu items: "Renewal Applicant Information", "Renewal Applicant Information Continued", and "Background - Renewal". The main content area displays two questions, 15 and 16, each with a "Yes" and "No" radio button and a "Comments:" text area. Question 15 asks about professional real estate activity in the past 24 months. Question 16 asks for an attestation of truth and correctness, with a text field containing "Roger Test User". Below question 16, question 17 asks for supporting documents, with a "Browse..." button highlighted by a red arrow. At the bottom of the form, there are "Previous" and "Next" buttons, with the "Next" button highlighted by a red arrow, and a "Save and Close" button on the right.

Renewal Application

Questions 18-19: Read questions and attest your acknowledgement by typing your name in the field.

Questions 20: Select the button that matches your license activity type.

Question 21: Active licensee must select option **a**). If you wish to Inactivate your license, close this application and complete the online Licensing Inactivation application before proceeding with your inactive renewal.

Click: “Next” after all questions have been answered to begin adding your continuing education

License For 201215944

Renewal Acknowledgement

Fields marked with an asterisk * are required.

18. By entering my full name in the area below, I acknowledge that I am required to notify the Commissioner, in writing, of any criminal conviction or litigation as described in OAR 863-015-0175.

*

19. By entering my full name below, I acknowledge that I must notify the Agency of any change to my personal mailing or e-mail address within 10 calendar days.

*

20. What type of real estate activity do you perform under this license?

* Real Estate Sales Both N/A, Inactive Licensee
 Property Management

21. You must complete at least 30 hours of continuing education from certified providers before you renew an active license. You do not need to take continuing education to renew an inactive license.

To learn more about your continuing education requirements, please see [Continuing Education Requirements for License Renewal](#). (Clicking the link opens a new window.)

The Oregon Real Estate Agency audits licensees' continuing education records monthly. If you are selected as part of the audit, you must provide copies of your records to the Agency. If you do not, your license may be subject to disciplinary action. If the Agency reviews your records and finds them incomplete, your license may be subject to disciplinary action.

I certify:

a) I have met the continuing education requirements per OAR 863-020-0010 through 863-020-0015.
My continuing education records are complete and available for the Agency's review.
I understand that I will enter information about my complete courses on the next page.

or

* b) My license is currently inactive and I am not required to take continuing education.

Previous Next Save and Close

Entering Continuing Education Courses

Question 22: Click “Add” button to enter each course taken in previous two years.

License For 201215944

Continuing Education Reporting

Fields marked with an asterisk * are required.

Enter the continuing education courses you completed in the previous two years. All reported courses must total at least 30 hours, including the 3-hour Law and Rule Required Course (LARRC).
If you are renewing a broker or property manager license for the first time, you must complete the applicable 27-hour advanced practices course **and** the 3-hour LARRC.

22. Enter your CE

Action	Provider	Course Number	Course Topic	Course Date	Course Name	Course Hours	Name of Instructor	Course Location
* No Records Found								

Click the “Add” button above for each course.

23. By entering my full name below, I certify I have completed a minimum of 30 hours of continuing education, including the 3-hour LARRC. If I am renewing a broker or property manager license for the first time, I certify that I have completed the applicable 27-hour advanced practices course and the 3-hour LARRC.

*

Entering Continuing Education Courses

By clicking the “Add” button, the course entry popup window will appear.

NOTE: Agency approved, course certificates have all information needed for entry.

Click: “OK” after course information is entered.

Add Contact Continuing Education

Enter your CE

Provider

* ProSchools, Inc. CEP, #1001

Course Number

* 1111

Course Topic

* Law and Rule Required Course

Course Date

* 04/01/2016 (MM/DD/YYYY) Today

Course Name

* Law and Rule Required Course

Course Hours

* 3

Name of Instructor

Bob Test User

Course Location

Online

OK Cancel

Entering Continuing Education Courses

Click: “Add” button to enter each additional course taken (see red arrow).

License For 201215944


Continuing Education Reporting

Fields marked with an asterisk * are required.

Enter the continuing education courses you completed in the previous two years. All reported courses must total at least 30 hours, including the 3-hour Law and Rule Required Course (LARRC).
If you are renewing a broker or property manager license for the first time, you must complete the applicable 27-hour advanced practices course **and** the 3-hour LARRC.

22. Enter your CE

Action	Provider	Course Number	Course Topic	Course Date	Course Name	Course Hours	Name of Instructor	Course Location
* <input type="button" value="Remove"/> <input type="button" value="Edit"/>	ProSchools, Inc. CEP, #1001	1111	Law and Rule Required Course	04/01/2016	Law and Rule Required Course	3	Bob Test User	Online



Click the “Add” button above for each course.

23. By entering my full name below, I certify I have completed a minimum of 30 hours of continuing education, including the 3-hour LARRC. If I am renewing a broker or property manager license for the first time, I certify that I have completed the applicable 27-hour advanced practices course and the 3-hour LARRC.

*

Editing Continuing Education Courses

How to Edit Courses: you may edit a course after you have entered it.

Click: the “Edit” button next to the course you wish to modify

License For 201215844

Continuing Education Reporting

Fields marked with an asterisk * are required.

Enter the continuing education courses you completed in the previous two years. All reported courses must total at least 30 hours, including the 3-hour Law and Rule Required Course (LARRC).
If you are renewing a broker or property manager license for the first time, you must complete the applicable 27-hour advanced practices course **and** the 3-hour LARRC.

22. Enter your CE

Action	Provider	Course Number	Course Topic	Course Date	Course Name	Course Hours	Name of Instructor	Course Location
<input type="button" value="Remove"/> <input type="button" value="Edit"/>	ProSchools, Inc. CEP, #1001	1111	Law and Rule Required Course	04/01/2016	Law and Rule Required Course	3	Bob Test User	Online
<input type="button" value="Remove"/> <input type="button" value="Edit"/>	ProSchools, Inc. CEP, #1001	1112	Broker Advanced Practices	04/02/2016	Broker Advanced Practices	27	Hank Test User	Online

Click the “Add” button above for each course.

23. By entering my full name below, I certify I have completed a minimum of 30 hours of continuing education, including the 3-hour LARRC. If I am renewing a broker or property manager license for the first time, I certify that I have completed the applicable 27-hour advanced practices course and the 3-hour LARRC.

*

Editing Continuing Education Courses

By clicking the *“Edit” button*, the course entry popup window will appear. All fields are available for modification, edit text and **Click: “OK”**, or **Click: “Cancel”** to close the window without editing the record.

Edit Contact Continuing Education

Enter your CE

Provider

* ProSchools, Inc. CEP, #1001

Course Number

* 1112

Course Topic

* Broker Advanced Practices

Course Date

* 04/02/2016 (MM/DD/YYYY) Today

Course Name

* Broker Advanced Practices

Course Hours

* 27

Name of Instructor

Hank Test User

Course Location

Online

OK Cancel

Deleting Continuing Education Courses

How to Delete Courses: you may delete a course after you have entered it.

Click: the “Remove” button

License For 201215944

Continuing Education Reporting

Fields marked with an asterisk * are required.

Enter the continuing education courses you completed in the previous two years. All reported courses must total at least 30 hours, including the 3-hour Law and Rule Required Course (LARRC).
If you are renewing a broker or property manager license for the first time, you must complete the applicable 27-hour advanced practices course **and** the 3-hour LARRC.

22. Enter your CE

Action	Provider	Course Number	Course Topic	Course Date	Course Name	Course Hours	Name of Instructor	Course Location
<input type="button" value="Remove"/> <input type="button" value="Edit"/>	ProSchools, Inc. CEP, #1001	1111	Law and Rule Required Course	04/01/2016	Law and Rule Required Course	3	Bob Test User	Online
<input type="button" value="Remove"/> <input type="button" value="Edit"/>	ProSchools, Inc. CEP, #1001	1112	Broker Advanced Practices	04/02/2016	Broker Advanced Practices	27	Hank Test User	Online

Click the “Add” button above for each course.

23. By entering my full name below, I certify I have completed a minimum of 30 hours of continuing education, including the 3-hour LARRC. If I am renewing a broker or property manager license for the first time, I certify that I have completed the applicable 27-hour advanced practices course and the 3-hour LARRC.

*

Previous Next

Deleting Continuing Education Courses

By Clicking the “Remove” button a confirmation box will appear. **Click: “OK”** to delete the course, or **Click: “Cancel”** to keep the record.

License For 201215944

Continuing Education Reporting

Fields marked with an asterisk * are required.

Enter the continuing education courses you completed in the previous two years. All reported courses must total at least 30 hours, including the 3-hour Law and Rule Required Course (LARRC).
If you are renewing a broker or property manager license for the first time, you must complete the applicable 27-hour advanced practices course **and** the 3-hour LARRC.

22. Enter your CE

Action	Provider	Course Number	Course Topic	Course Date	Course Name	Course Hours	Name of Instructor	Course Location
<input type="button" value="Remove"/> <input type="button" value="Edit"/>	ProSchools, Inc. CEP, #1001			4/01/2016	Law and Rule Required Course	3	Bob Test User	Online
<input type="button" value="Remove"/> <input type="button" value="Edit"/>	ProSchools, Inc. CEP, #1001			4/02/2016	Broker Advanced Practices	27	Hank Test User	Online

Click the “Add” button above for each course.

23. By entering my full name below, I certify I have completed a minimum of 30 hours of continuing education, including the 3-hour LARRC. If I am renewing a broker or property manager license for the first time, I certify that I have completed the applicable 27-hour advanced practices course and the 3-hour LARRC.

*

Previous Next

Completing Continuing Education Questions

Question 23: Read and attest by entering your full name in the text field.
Click: "Next" to proceed.

License For 201215944

Continuing Education Reporting

Fields marked with an asterisk * are required.

Enter the continuing education courses you completed in the previous two years. All reported courses must total at least 30 hours, including the 3-hour Law and Rule Required Course (LARRC).
If you are renewing a broker or property manager license for the first time, you must complete the applicable 27-hour advanced practices course **and** the 3-hour LARRC.


22. Enter your CE

Action	Provider	Course Number	Course Topic	Course Date	Course Name	Course Hours	Name of Instructor	Course Location
<input type="button" value="Remove"/> <input type="button" value="Edit"/>	ProSchools, Inc. CEP, #1001	1111	Law and Rule Required Course	04/01/2016	Law and Rule Required Course	3	Bob Test User	Online
<input type="button" value="Remove"/> <input type="button" value="Edit"/>	ProSchools, Inc. CEP, #1001	1112	Broker Advanced Practices	04/02/2016	Broker Advanced Practices	27	Hank Test User	Online

Click the "Add" button above for each course.

23. By entering my full name below, I certify I have completed a minimum of 30 hours of continuing education, including the 3-hour LARRC. If I am renewing a broker or property manager license for the first time, I certify that I have completed the applicable 27-hour advanced practices course and the 3-hour LARRC.

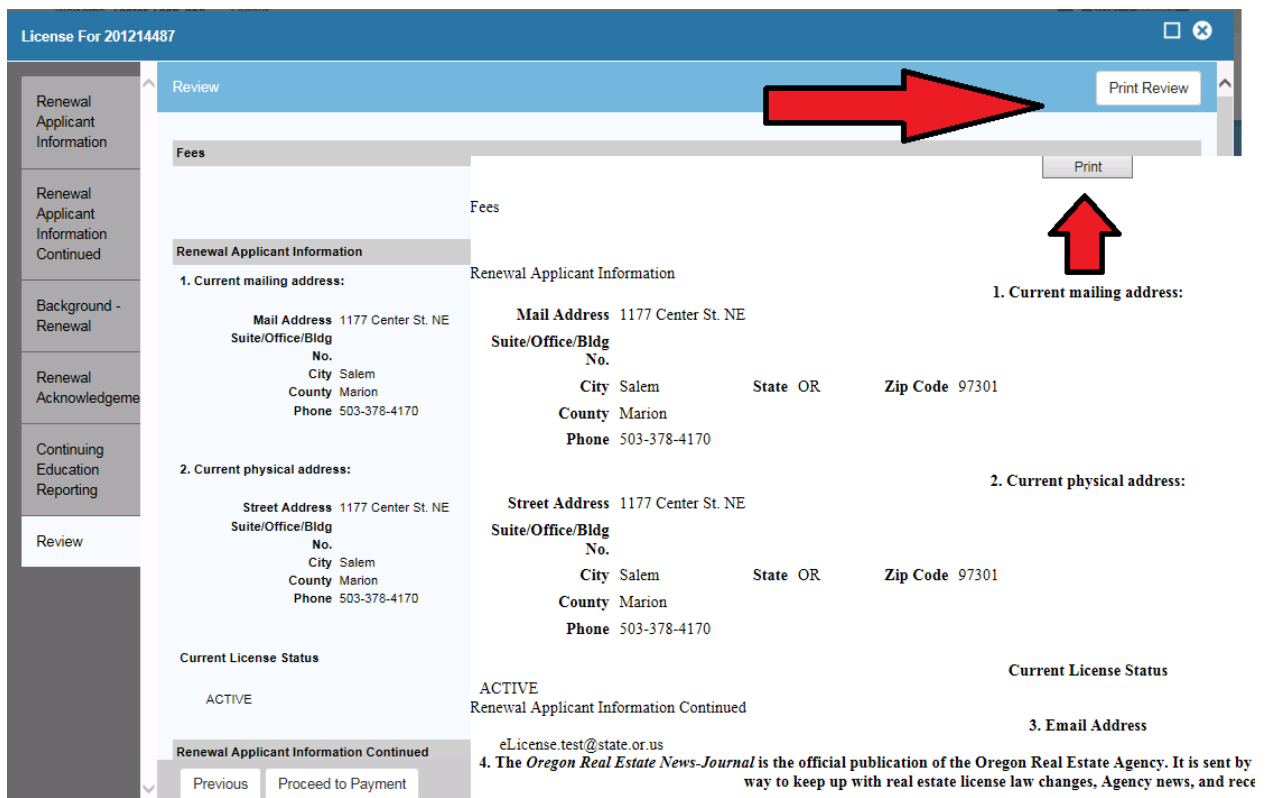
*



Printing Your Renewal

If you wish to maintain a record of the renewal, including the courses submitted to the Agency, **Click:** “Print Review” button in the upper right corner of the application. This is your only opportunity to keep a copy of your submitted application. This document is not considered proof of a completed renewal.

****NOTE**** a new internet browser tab will open. In order to return to your application, you must navigate to the correct tab.



The screenshot shows a web application interface for reviewing a license renewal. The title bar at the top reads "License For 201214487". On the left is a vertical navigation menu with options: "Renewal Applicant Information", "Renewal Applicant Information Continued", "Background - Renewal", "Renewal Acknowledgement", "Continuing Education Reporting", and "Review". The main content area is titled "Review" and contains several sections: "Fees", "Renewal Applicant Information", "Current License Status", and "Renewal Applicant Information Continued". A "Print Review" button is located in the top right corner of the main content area, and a "Print" button is located below the "Fees" section. Two red arrows point to these buttons. The "Renewal Applicant Information" section displays two columns of identical data for mailing and physical addresses, including fields for Suite/Office/Bldg No., City, County, State, Zip Code, and Phone. The "Current License Status" section shows "ACTIVE". The "Renewal Applicant Information Continued" section includes an email address "eLicense.test@state.or.us" and a note about the Oregon Real Estate News-Journal. At the bottom, there are "Previous" and "Proceed to Payment" buttons.

License For 201214487

Print Review

Print

Renewal Applicant Information

1. Current mailing address:

Mail Address 1177 Center St. NE
Suite/Office/Bldg No.
City Salem State OR Zip Code 97301
County Marion
Phone 503-378-4170

2. Current physical address:

Street Address 1177 Center St. NE
Suite/Office/Bldg No.
City Salem State OR Zip Code 97301
County Marion
Phone 503-378-4170

Current License Status

ACTIVE

Renewal Applicant Information Continued

eLicense.test@state.or.us

4. The Oregon Real Estate News-Journal is the official publication of the Oregon Real Estate Agency. It is sent by way to keep up with real estate license law changes, Agency news, and rece

Previous Proceed to Payment

Complete your Renewal

Click: "Proceed to Payment" to complete the application and begin the payment process.

License For 201215944

Review Print Review

Fees

	\$230.00
Total Fees:	\$230.00

Renewal Applicant Information

1. Current mailing address:

Mail Address 530 Center St. NE
Suite/Office/Bldg 100
No.
City Salem State OR Zip Code 97301
County Marion
Phone 503-378-4170

2. Current physical address:

Street Address 1177 Test Case Ave.
Suite/Office/Bldg
No.
City Salem State OR Zip Code 97301
County Marion
Phone 503-378-4170

Current License Status

ACTIVE

Renewal Applicant Information Continued

3. Email Address

Previous Proceed to Payment Save and Close

Complete your Renewal

Click: "Pay Invoice" to make your payment and complete the renewal process.

NOTE: Your renewal is not effective until payment is completed.

Welcome, Roger Test User Logout \$230.00 Checkout

OREGON.GOV HOME MY ACCOUNT ONLINE SERVICES ▾

Invoice [Pay Invoice](#)

The item was successfully added to the shopping cart. To add additional transactions to the shopping cart, process an application from the Online Services menu or click **Pay Invoice** to pay now.

[Return and refund policy OAR 863-001-0007](#)

Date: 4/18/2016
Invoice # 85537

Roger Test User
1177 Test Case Ave.
Salem, OR 97301


Description	Amount
Renewal - B.201215944	\$230.00
Subtotal:	\$230.00
Total:	\$230.00

[Pay Invoice](#)


Pay your Renewal

Payments are made at US Bank's secure payment site. You will leave the Real Estate Agency page and be re-directed to US Bank's secure website to enter your payment information. After payment information has been submitted you will be returned to eLicense confirming that you have completed the process.

Enter: your contact information in the fields below



OREGON.gov



[Exit](#)

Make a Payment

[My Payment](#)

E-Payments UAT	Amount Due \$230.00
-----------------------	----------------------------

[Payment Information](#)

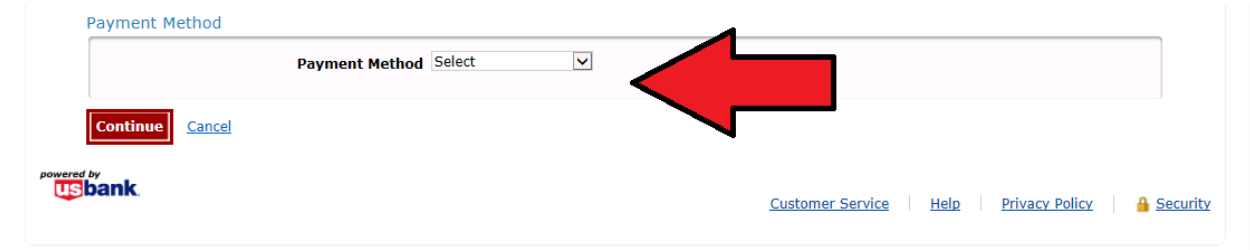
Frequency One Time
Payment Amount \$230.00
Payment Date Pay now

[Contact Information](#)

First Name	Tester
Last Name	TestCase
Company	(Optional)
Address 1	123 TestCase Dr.
Address 2	(Optional)
City	Salem
State	OR <input type="button" value="v"/>
Zip Code	97301 (Optional)
Phone Number	503-378-4170
Email Address	eLicense.test@state.or.us

Pay your Renewal

Select: "Payment Method" Drop down either **Checking or Savings or Credit/Debit Card**
Click: "Continue" button



The screenshot shows a web form titled "Payment Method". It features a dropdown menu with the text "Payment Method" and "Select" next to it. A large red arrow points to the dropdown arrow. Below the dropdown are two buttons: "Continue" (in a red box) and "Cancel" (in blue text). At the bottom left is the "powered by us bank" logo, and at the bottom right are links for "Customer Service", "Help", "Privacy Policy", and "Security".

Pay your Renewal: Credit/Debit Card Payment Process




Enter: "Card Number", "Expiration Date", and "Card Security Code"

Select: Card Billing Address


Click: "Continue" button

Payment Method

Payment Method


Card Number   


Expiration Date

Card Security Code 

Card Billing Address Use my contact information address
 Use a different address

[Cancel](#)

powered by 

[Customer Service](#) | [Help](#) | [Privacy Policy](#) |  [Security](#)

Pay your Renewal: Checking or Savings Payment Process

Enter: "Bank Routing Number", "Bank Account Number"

Select: "Bank Account Type"

Click: "Continue" button

Payment Method

Payment Method Checking or Savings ▾

Sample Check 123456789 1215
123 Main St. Anytown, MO 12345 DATE _____
PAY TO THE ORDER OF _____ \$ _____ DOLLARS
MEMO _____
⑆ 123456789 ⑆ 055 111111112 ⑆ 001215 ⑆
Bank Routing Number Bank Account Number Check Number (not required)

[Personal Check](#) | [Business Check](#)

Bank Routing Number

Bank Account Number

Bank Account Type Checking Savings
 This is a business account

Continue

[Cancel](#)

powered by **usbank**

[Customer Service](#)



[Help](#)

[Privacy Policy](#)

[Security](#)

Pay your Renewal

Click: "Confirm"

 **OREGON.gov**  [EXIT](#)

Review Payment

Please review the information below and select Confirm to process your payment. Select Back to return to the previous page to make changes to your payment.

Payment Details

Description	Real Estate Agency E-Payments UAT https://oreg.elicense.irondata.com/
Payment Amount	\$230.00
Payment Date	07/17/2015

Payment Method


Payer Name	Tester TestCase
Card Number	*2124
Expiration Date	Mar-2019
Card Type	Master Card
Confirmation Email	eLicense.test@state.or.us

Billing Address

Address 1	123 TestCase Dr.
City	Salem
State	OR
Zip Code	97301



Contact Information

First Name	Tester
Last Name	TestCase
Address 1	123 TestCase Dr.
City	Salem
State	OR
Zip Code	97301
Phone Number	5033784170
Email Address	eLicense.test@state.or.us

 [Back](#)

Pay your Renewal

Click: "Confirm Payment"

 **OREGON.gov**  [Exit](#)

Confirmation

Please keep a record of your Confirmation Number, or [print this page](#) for your records.
Confirmation Number **ORBREA000031525**

Payment Details


Description	Real Estate Agency E-Payments UAT https://orea.elicense.irondata.com/
Payment Amount	\$230.00
Payment Date	07/17/2015
Status	PROCESSED


Payment Method


Payer Name	Tester TestCase
Card Number	*2124
Card Type	Master Card
Confirmation Email	eLicense.test@state.or.us

Billing Address

Address 1	123 TestCase Dr.
City	Salem
State	OR
Zip Code	97301

[Confirm Payment](#) 


powered by  **US Bank**

[Customer Service](#) | [Help](#) | [Privacy Policy](#) |  [Security](#)


Renewal Complete

You will be returned to eLicense confirming that you have completed the process. Click *“Print Receipt”* in order to print out a copy of your receipt.

Welcome, Tester TestCase Logout \$0.00 Checkout

 OREGON.GOV HOME MY ACCOUNT ONLINE SERVICES ▾

Payment Receipt

[Print Receipt](#) 

Return and refund policy OAR 863-001-0007

Date: 7/17/2015 Invoice # 78540 Confirmation #: ORBREA000031525

Tester TestCase

Approved!

You have been charged **\$230.00**. Please print a copy for your records from the button above.
This receipt is not a license or an authorization to do business.

Description	Amount
Renewal - B.201214487	\$230.00
	Subtotal: \$230.00
	Total: \$230.00
	Amount Paid: (\$230.00)
	Amount Due: \$0.00

Renewal Complete

****NOTE**** a new internet browser tab will open, to return to eLicense, you must navigate to the correct tab.

Payment Receipt



Oregon Real Estate Agency

[Return and refund policy OAR 863-001-0007](#)

Date: 7/17/2015

Invoice # 76540

Confirmation #: ORBRE000031525

Tester TestCase

Approved!

You have been charged **\$230.00**. Please print a copy for your records from the button above.
This receipt is not a license or an authorization to do business.

Description	Amount
Renewal - B.201214487	
	\$230.00
Subtotal:	\$230.00
Total:	\$230.00
Amount Paid:	(\$230.00)
Amount Due:	\$0.00

Renewal Complete

You will also receive two confirmation emails: payment confirmation and renewal confirmation.

*** PLEASE DO NOT RESPOND TO THIS EMAIL ***

Thank you for your payment.

This email is to confirm your payment submitted on Apr-18-2016 for E-Payments UAT.

Confirmation Number: ORBREA000038170
Payment Amount: \$230.00
Scheduled Payment Date: Apr-18-2016
Amount Due: \$230.00

Payer Name: Tester Test Case
Credit Card Number: *2124
Credit Card Type: MC
Approval Code: N/A

Merchant: Real Estate Agency
Website: <https://orea.elicense.irondata.com/>

If you have questions about this payment or need assistance, please view the payment online at <https://elicenseb.irondata.com/OREA-UAT/OnlineWeb/Invoice/Invoice.aspx>, or call Customer Service at (503)378-4170.

Thank you for using the Oregon Board of Agency electronic payment system.

Mail Body :

Dear Roger Test User,

Your online renewal was successfully completed. If you renewed on time, you may now log in here <https://orea.elicense.irondata.com> to print your license. If you were in an expired active status prior to renewal, you will be required to be transferred by a principal broker or property manager. After your license has been transferred you will return to the active status.

Sincerely,
Oregon Real Estate Agency

Please let us know how the Oregon Real Estate Agency is doing. You can complete a very brief customer service survey by clicking on the link below. This information will be used to help us improve our services and give the Oregon Legislature information that reflects our performance in the area of customer service and satisfaction.

<https://www.surveymonkey.com/r/MDD9LPP>

Thank you very much for providing us with feedback.