

# Legislatively Adopted Budget

2023-25 Biennium

Tobias Read, State Treasurer



OREGON  
STATE  
TREASURY





# Condensed Table of Contents

**INTRODUCTORY INFORMATION..... 1**

**LEGISLATIVE ACTION.....A-1**

**AGENCY SUMMARY.....B-1**

**REVENUES.....C-1**

**STATE AND LOCAL GOVERNMENT FINANCIAL SERVICES .....D-1**

**PUBLIC SAVINGS SERVICES .....E-1**

**INVESTMENT SERVICES .....F-1**

**TRUST PROPERTY SERVICES .....G-1**

**ADMINISTRATIVE SERVICES .....H-1**

**SPECIAL REPORTS .....I-1**

# Detailed Table of Contents

## INTRODUCTORY INFORMATION

Condensed Table of Contents .....	i
Detailed Table of Contents .....	ii

## LEGISLATIVE ACTION

Budget Report .....	A-2
SB 5544 Budget Report (Treasury Budget Bill) .....	A-2
HB 5006 Budget Report (End of Session Bill) .....	A-16
Emergency Board Certificate June 2022 .....	A-96

## AGENCY SUMMARY

Agency Summary Narrative .....	B-2
Budget Summary Graphics .....	B-3
2023-25 Budget By Program .....	B-3
Mission Statement and Constitutional Authority .....	B-5
Statutory Authority .....	B-6
Boards and Commissions .....	B-7
Strategic Plan .....	B-9
Strategic Agency Initiatives .....	B-11
Criteria for 2023-25 Budget Development .....	B-13
Summary of 2023-25 Budget - BDV104 .....	B-14
Program Prioritization for 2023-25 - 107BF23 .....	B-38
Reduction Options .....	B-44
Oregon Treasury 2021-23 Organization Chart .....	B-47
Oregon Treasury 2023-25 Organization Chart .....	B-48
Oregon Treasury 2023-25 Policy Option Packages .....	B-49
Agency-wide Program Unit Summary .....	B-50
State and Local Government Financial Services .....	B-50
Public Savings Services .....	B-51
Investment Services .....	B-52
Trust Property Services .....	B-53



Administrative Services .....	B-54
ORBITS Agency Wide Program Unit Summary - BPR010.....	B-56
<b>REVENUES</b>	
Revenue Forecast Narrative .....	C-2
Sources .....	C-2
Revenue Authorities and Limitations.....	C-2
Detail of Lottery Funds, Other Funds, and Federal Funds Revenue - BPR012 .....	C-6
Detail of Lottery Funds, Other Funds, and Federal Funds Revenue - 107BF07 .....	C-7
<b>STATE AND LOCAL GOVERNMENT FINANCIAL SERVICES</b>	
State and Local Government Financial Services Organization Charts.....	D-2
Oregon Treasury 2021-23 Organization Chart .....	D-2
Oregon Treasury 2023-25 Organization Chart .....	D-3
State and Local Government Financial Services 2023-25 Organization Chart.....	D-4
State and Local Government Financial Services Executive Summary .....	D-5
Cash Management Program Unit Narrative .....	D-10
Debt Management Program Unit Narrative .....	D-17
State and Local Government Financial Services Essential and Policy Packages .....	D-21
Essential Packages .....	D-21
Package 103 – Capacity & Resilience: Government Services .....	D-23
Package 813 – OFA Moderate Income Housing Predevelopment Loan Program.....	D-27
Essential and Policy Package Fiscal Impact Summary - BPR013 .....	D-29
Detail of Lottery Funds, Other Funds, and Federal Funds Revenue 107BF07 .....	D-45
<b>PUBLIC SAVINGS SERVICES</b>	
Public Savings Services Organization Charts.....	E-2
Oregon Treasury 2021-23 Organization Chart .....	E-2
Oregon Treasury 2023-25 Organization Chart .....	E-3
Public Savings Services 2023-25 Organization Chart.....	E-4
Public Savings Services Executive Summary .....	E-5
Oregon 529 College Savings Program Unit Narrative .....	E-8
Oregon 529 ABLE Program Unit Narrative .....	E-11
OregonSaves Program Unit Narrative .....	E-14



<b>Public Savings Services Essential and Policy Packages .....</b>	<b>E-16</b>
Essential Packages .....	E-16
Related Packages .....	E-17
Essential and Policy Package Fiscal Impact Summary - BPR013 .....	E-19
Detail of Lottery Funds, Other Funds, and Federal Revenue - BPR012 .....	E-31
Detail of Lottery Funds, Other Funds, and Federal Funds Revenue - Form 107BF07 .....	E-32

## **INVESTMENT SERVICES**

Investment Services Organization Charts .....	F-2
Oregon Treasury 2021-23 Organization Chart .....	F-2
Oregon Treasury 2023-25 Organization Chart .....	F-3
Investment Services 2023-25 Organization Chart .....	F-4
Investment Services Executive Summary .....	F-5
Investment Management Program Unit Narrative .....	F-14
Investment Operations Program Unit Narrative .....	F-18
Investment Legal and Compliance Program Unit Narrative .....	F-21
Investment Services Essential and Policy Packages .....	F-24
Essential Packages .....	F-24
Package 104 – Portfolio Governance: Investments .....	F-26
Package 105 – Internal Controls & Support: Legal .....	F-30
Related Packages .....	F-33
Essential and Policy Package Fiscal Impact Summary - BPR013 .....	F-35
Detail of Lottery Funds, Other Funds, and Federal Funds Revenue - BPR012 .....	F-51
Detail of Lottery Funds, Other Funds, and Federal Funds Revenue - Form 107BF07 .....	F-52

## **TRUST PROPERTY SERVICES**

Trust Property Services Organization Charts .....	G-2
Oregon Treasury 2021-23 Organization Chart .....	G-2
Oregon Treasury 2023-25 Organization Chart .....	G-3
Trust Property Services 2023-25 Organization Chart .....	G-4
Trust Property Services Executive Summary .....	G-5
Unclaimed Property – Treasury Program Unit Narrative .....	G-10
Unclaimed Property – Common School Fund Program Unit Narrative .....	G-17
Estates and Escheated Property Program Unit Narrative .....	G-18

Trust Property Services Essential and Policy Packages .....	G-22
Essential Packages .....	G-22
Package 102 – Performance & Service Improvements: Trust Property .....	G-24
Related Packages .....	G-24
Related Packages .....	G-27
Essential and Policy Package Fiscal Impact Summary - BPR013 .....	G-28
Detail of Lottery Funds, Other Funds, and Federal Funds Revenue - BPR012 .....	G-43
Detail of Lottery Funds, Other Funds, and Federal Funds Revenue - 107BF07 .....	G-44

## ADMINISTRATIVE SERVICES

Administrative Services Organization Charts .....	H-2
Oregon Treasury 2021-23 Organization Chart .....	H-2
Oregon Treasury 2023-25 Organization Chart .....	H-3
Administrative Services 2023-25 Organization Chart .....	H-4
Administrative Services Executive Summary .....	H-5
Shared Services Program Unit Narrative .....	H-8
Information Technology Program Unit Narrative .....	H-12
State Treasurer Staff Program Unit Narrative .....	H-14
Administrative Services Essential and Policy Packages .....	H-16
Essential Packages .....	H-16
Package 101 – Ready, Resilient Operations: IT .....	H-18
Related Packages .....	H-21
Essential and Policy Package Fiscal Impact Summary - BPR013 .....	H-22
Detail of Lottery Funds, Other Funds, and Federal Funds Revenue - BPR012 .....	H-40
Detail of Lottery Funds, Other Funds, and Federal Funds Revenue - 107BF07 .....	H-41

## SPECIAL REPORTS

Annual Performance Progress Report.....	I-2
Audits Response Report .....	I-22
Affirmative Action Report.....	I-26
Proposed Supervisory Span of Control Report .....	I-27
Summary Cross Reference Listing and Packages - BSU003A .....	I-32
Detail Revenues and Expenditures - BDV103A.....	I-49
Version Comparison Report Detail - ANA100A .....	I-89



Package Comparison Report Detail - ANA101A.....I-113

Position Budget Report List by DCR at GB - PIC100 .....I-222

# Legislative Action



# Legislative Action

81st Oregon Legislative Assembly – 2021 Regular Session

## SB 5544 A BUDGET REPORT and MEASURE SUMMARY

**Carrier:** Sen. Golden

### Joint Committee On Ways and Means

---

**Action Date:** 05/28/21

**Action:** Do pass with amendments. (Printed A-Eng.)

**Senate Vote**

**Yeas:** 11 - Anderson, Girod, Golden, Gorsek, Hansell, Johnson, Knopp, Lieber, Steiner Hayward, Taylor, Thomsen

**Exc:** 1 - Frederick

**House Vote**

**Yeas:** 11 - Bynum, Drazan, Gomberg, Leif, McLain, Nosse, Rayfield, Sanchez, Smith G, Sollman, Stark

**Prepared By:** Kate Nass, Department of Administrative Services

**Reviewed By:** Amanda Beitel, Legislative Fiscal Office

---

**State Treasurer**  
**2021-23**

This summary has not been adopted or officially endorsed by action of the committee.

SB 5544 A

1 of 14



## **Budget Summary\***

	2019-21 Legislatively Approved Budget <sup>(1)</sup>	2021 - 23 Current Service Level	2021-23 Committee Recommendation	Committee Change from 2019-21 Leg. Approved	
				\$ Change	% Change
Other Funds Limited	\$ 95,461,860	\$ 100,841,626	\$ 116,453,258	\$ 20,991,398	22.0%
Other Funds Non-Limited	\$ -	\$ -	\$ 2,900,000	\$ 2,900,000	100.0%
Total	\$ 95,461,860	\$ 100,841,626	\$ 119,353,258	\$ 23,891,398	25.0%

## **Position Summary**

Authorized Positions	169	165	210	41
Full-time Equivalent (FTE) positions	165.01	164.16	200.36	35.35

<sup>(1)</sup> Includes adjustments through January 2021

## **Summary of Revenue Changes**

The Office of the State Treasurer (OST) is funded with Other Funds revenues from the following sources: Investment Fund Management Fees, Commingled Investment Fund Management Fees, Banking Charges, Debt Management Charges, Oregon 529 Administrative Fees, and Oregon Retirement Savings Plan (OregonSaves) Administrative Fees. OST has broad statutory authority to generate revenue from charges based on the value of managed portfolios, fees charged for the number and type of banking transactions processed, account fees, debt management charges and fees on new issuances, charges for bond and coupon redemptions, and on holdings of state funds in excess of FDIC insurance levels.

The Other Funds revenue sources within the State Treasurer's office are the Investment Fund Management Fee, Commingled Investment Fund Management Fees, Banking Charges, Debt Management Charges, 529 Administrative Fees, and OregonSaves Administrative Fees.

The Oregon State Treasury expects to start the repayment of outstanding General Fund loans accrued during the 2015-17 and 2017-19 biennia for OregonSaves and the Oregon Achieving a Better Life Experience (ABLE) program during the 2023-25 or 2025-27 biennium, based on revenue and expenditure forecasts from the initial program launches. Outstanding General Fund loans for OregonSaves and the ABLE program total \$5,144,357 and \$1,950,962, respectively.

## **Summary of General Government Subcommittee Action**

Oregon State Treasury (OST) provides banking, investment, and debt management services for the State of Oregon. The Oregon Constitution establishes the Office of the State Treasurer and the Treasurer is statutorily designated as the state's investment officer and sole banking and

SB 5544 A

2 of 14

cash management officer. OST maintains all state agency financial accounts and invests state funds that are not needed to meet current expenditure demands, including the state's Trust Funds. OST coordinates and issues state bonds, provides oversight of local government bonding, and manages the public funds collateralization program for all financial institutions holding public funds. Additionally, OST invests excess funds for participating local governments. OST is also responsible for administration of the Oregon 529 Savings plans, which include both the Oregon 529 College Savings Network and the ABLE program that permits the creation of tax-free, state-based savings accounts to pay for disability-related expenses. Finally, OST has responsibility for the Oregon Retirement Savings Board (OregonSaves) that is charged with the establishment of a defined contribution retirement plan for people whose employers do not offer a qualified retirement plan under federal law. The College Savings, ABLE, and OregonSaves programs also have tax expenditure components.

Per direction from a budget note in the 2019 legislative session and a report to the Joint Committee on Ways and Means in the 2020 legislative session, the 2021-23 budget for OST implements a new budget structure. The Subcommittee recommended approval for a budget of \$116,453,258 Other Funds expenditure limitation and \$2,900,000 Other Funds Nonlimited, which is a 25% increase from the 2019-21 legislatively approved budget and includes 210 positions (200.36 FTE).

#### **State and Local Government Financial Services**

Through the State and Local Government Financial Services programs, OST provides financial tools and services to state entities, public universities and related university entities, and local governments through the following two primary programs. The Cash Management Program provides banking and short-term investment services to all state agencies and most public universities, as well as a narrower set of services to local governments. The Debt Management Program provides oversight, sale coordination, and compliance and reporting services for the issuance of all bonds for state agencies and public universities.

The Subcommittee recommended a budget for the State and Local Government Financial Services of \$19,800,154 Other Funds expenditure limitation and 30 positions (29.51 FTE). The recommended budget includes the following packages:

Package 104, Housing Bond Staffing. This package provides Other Funds expenditure limitation of \$281,383 and one position (1.00 FTE) to establish a Senior Debt Analyst (Program Analyst 4) that will oversee multifamily housing conduit bond issuance activity. Creation of the Local Innovation and Fast Track (LIFT) Housing Program in 2015 to finance grants for affordable housing increased multifamily housing production in the state and volume of conduit bonds issued by OST on behalf of the Oregon Housing and Community Services Department.

Package 105, Treasury Resilience. This package increases Other Funds expenditure limitation by \$346,428 for rent on the Treasury Resiliency Building. OST has entered into a lease agreement for a new resilient facility that is anticipated to be completed in spring of 2022. Treasury operations and staff currently located in the Labor and Industries Building will be located in the new facility, as well as Trust Property Programs staff currently in the State Lands Building. Funding supports the estimated final least rate of \$194,242 per month for 15 months in the current biennium, which will roll up to 24 months in the 2023-25 biennium.

Package 106, Cash Management Modernization and Resiliency. This package increases Other Funds expenditure limitation by \$1,906,857 and establishes four positions (3.51 FTE) to modernize OST's core banking infrastructure and cash management operations. As part of the ongoing Cash Management Improvement and Renewal Program (CMIRP), the Core Banking Business Systems Renewal (BSR) project will modernize Treasury's cash management systems and processes through replacement of the infrastructure that supports the state's banking activities, including account structure, transaction posting, interest and fee calculation, and general ledger accounting and reporting for all funds in the Oregon Short Term Fund. The package includes \$1,000,000 in one-time funding for project planning activities, including development of a comprehensive business case and detailed costs estimates for project execution. The package also includes \$727,707 Other Funds for personal services and \$179,150 Other Funds for associated services and supplies costs for the following four positions added to improve the resiliency of ongoing banking and cash management activities:

- Finance Division Analyst (Operations and Policy Analyst 3, 0.88 FTE) is established as a limited duration position to support strategy, policy, legislative, contracting, communications, and other administrative activities related to modernization project activities.
- Business Analyst (Operations and Policy Analyst 3, 0.88 FTE) is established as a permanent position to support CMIRP mapping, process updates, business analysis, and similar activities related to modernization project activities.
- Finance Division Analyst (Operations and Policy Analyst 3, 0.92 FTE) is established as a limited duration position to support cash management change and CMIRP activities related to modernization project activities.
- Banking Operations Analyst (Program Analyst 3, 0.83 FTE) is established as a permanent position to support ongoing banking activities and the buildout of subject matter expertise throughout modernization projects.

Finally, the Subcommittee recommended the following budget note related the Core Banking Modernization Project:

#### **Budget Note**

Oregon State Treasury is directed to report to the Joint Legislative Committee on Information Management and Technology and the Joint Committee on Ways and Means during the 2022 legislative session on the status of the Core Banking Business Systems Renewal (BSR) project. The report shall include: detailed business case, project timeline, and cost estimates. Treasury should follow the Stage Gate or a related process for the Core Banking BSR project, including development of key artifacts and independent quality assurance oversight.

#### **Public Savings Services**

The Public Savings Services program, through the Oregon Treasury Savings Network, offers a suite of programs to help Oregonians save for education, retirement, and disability-related expenses. The Oregon Treasury Savings Network consists of the following three programs: (a)

Oregon 529 College Savings Program, a state-sponsored, tax advantaged savings program for qualified expenses at any accredited, post-secondary institution, trade school, or registered apprenticeship; (b) the Oregon 529 ABLE Program, which helps people with disabilities and their families save without being disqualified from their state and federal benefits; and (c) the OregonSaves program, a new state-sponsored retirement savings program where employees without access to an employer-sponsored retirement plan are auto-enrolled and contribute part of their paychecks to personal IRAs that stay with them throughout their careers.

The Subcommittee recommended a budget of \$12,866,459 Other Funds expenditure limitation and nine positions (9.00 FTE). The recommended budget includes the following packages:

Package 105, Treasury Resiliency. This package increases Other Funds expenditure limitation by \$155,501 for rent on the Treasury Resiliency Building. OST has entered into a lease agreement for a new resilient facility that is anticipated to be completed in spring 2022. Treasury operations and staff that are currently located in the Labor and Industries Building will be located in the new facility, as well as Trust Property Programs staff currently in the State Lands Building. Funding supports the estimated final lease rate of \$194,242 per month for 15 months in the current biennium, which will roll-up to 24 months in the 2023-25 biennium.

#### **Investment Services**

The Oregon Investment Council (OIC) is the policymaking body that sets investment policy, asset allocation, benchmark return targets, and makes portfolio decisions on investment purchases and sales. State Treasury is responsible for implementing the investment decisions of the OIC. By statute, the State Treasurer is the investment officer for OIC. Under the leadership of the Treasurer and oversight of the OIC, the Investment Services program manages the majority of Oregon's investment assets, which include the Oregon Public Employees Retirement Fund, Oregon Common School Fund, Oregon Short Term Fund, and the Oregon Savings Growth Plan.

The Subcommittee recommended a budget of \$42,225,837 Other Funds expenditure limitation and 69 positions (68.63 FTE). The recommended budget includes the following packages:

Package 087, August 2020 Special Session. This package increases Other Funds expenditure limitation by \$198,590 for the 2021-23 budgetary impact of the reclassification of five Investment Services positions approved in the 2020 second special session.

Package 107, Investment Program Workload. This package increases Other Funds expenditure limitation by \$854,682 for the establishment of three permanent positions (2.63 FTE) to meet the operational needs of Investment Services, which has expanded over the last several biennia. An in-house Attorney (Principal Executive Manager I) position (0.92 FTE) is added to address legal work needs that exceed current capacity. A Compliance Analyst (Operations and Policy Analyst 4) position (0.88 FTE) is added to implement improved processes for compliance reporting, oversight functions, and regulatory filings. The package also includes a Portfolio Risk Analyst (Investment Analyst 2) position (0.83 FTE) to

support Investment Officers by reviewing asset allocation and risk management of various asset pools and asset class portfolios. The approved amount includes \$716,221 for personal services and \$138,461 for associated services and supplies costs.

## **Trust Property Services**

The Trust Property program was transferred from the Department of State Lands (DSL) to Treasury through Senate Bill 454, in the 2019 legislative session. The program administers the unclaimed property program for the state and protects the rights of owners forever or until they are able to claim their funds and it serves as the estate administrator for Oregonians who die without a will or known heir. The Unclaimed Property program is a national program that offers consumers a central location to search for property that may be unclaimed or abandoned, including dormant bank accounts, securities, wages, and credit balances. Businesses and institutions that have unclaimed property are required to report and remit the assets to the state, which are held in the Common School Fund until claimed by owners or their heirs. The Estates and Escheated Property program is responsible for handling the affairs of individuals who die without a will or known heirs, including making funeral arrangements, providing property notices, identifying assets and creditors, paying bills, searching for heirs, and reviewing and validating heirship claims. If no heirs come forward 10 years from the date of death, the value of estates permanently escheats to the Common School Fund.

The Subcommittee recommended a budget of \$8,219,148 Other Funds expenditure limitation, \$2,900,000 Other Funds Nonlimited and 19 positions (17.76 FTE). The recommended budget includes the following packages:

**Package 101, Trust Property Transition.** This package transitions Trust Property programs budgeted expenditure limitation and positions from the DSL to OST. SB 454 (2019) transferred administration of the Uniform Disposition of Unclaimed Property Act, unclaimed estates, and escheated property from DSL to OST effective July 1, 2021. This package includes the budget adjustments necessary to implement the transfer and corresponds to a policy package included in DSL's budget. Other Funds expenditure limitation of \$7,259,335 is added and 27 positions (17.00 FTE) are established for Trust Property Services to transfer the following budgeted expenditures and positions from DSL:

- 14 positions (14.00 FTE) that directly support the Unclaimed Property and Estates and Escheated Property programs, including: a Principal Executive Manager D; four Program Analyst 2 positions, a Fiscal Auditor 2; a Program Analyst 1; an Administrative Specialist 2; five Administrative Specialist 1 positions, and an Office Specialist 1.
- 13 partial positions that provide indirect shared services support, including: a Principal Executive Manager D (0.25 FTE); an Accountant 4 (0.25 FTE); a Procurement and Contracts Specialist 2 (0.25 FTE); an Accountant 3 (0.25 FTE); a Fiscal Analyst 2 (0.25 FTE); an Accountant 2 (0.25 FTE); an Accounting Technician 3 (0.25 FTE); an Accounting Technician 2 (0.25 FTE); an Office Specialist 1 (0.50 FTE); a Principal Executive Manager E (0.10 FTE); an Information Systems Specialist 8 (0.10 FTE); an Information Systems Specialist 6 (0.10 FTE); and an Information Systems Specialist 3 (0.20 FTE). The position authority for the 13 indirect positions is established within OST; however, only the fractional FTE of each position is transferred from DSL.
- Services and supplies and capital outlay expenditures totaling \$3,686,122 Other Funds Limited.

SB 5544 A

6 of 14



The package also establishes Other Funds Nonlimited expenditure of \$2,900,000 for payments to states for audits of holders performed in those states that identify Oregon unclaimed property.

Package 102, Trust Property Adjustments. This package makes adjustments to Trust Property programs budgeted expenditures and positions transferred from DSL to support OST administration of the programs. Other Funds expenditure limitation is decreased by \$154,586 and 12 positions (2.75 FTE) in Trust Property Services for the net impact of the following adjustments:

- \$1,586 personal services increase to reclassify the following nine program positions to the appropriate classification within OST: a Principal Executive Manager D to Principal Executive Manager F; two Program Analyst 2 positions to Program Analyst 3, a Fiscal Auditor 2 to Internal Auditor 2; a Program Analyst 1 to Program Analyst 2; three Administrative Specialist 1 positions to Public Services Representative 4, and an Office Specialist 1 to Office Specialist 2.
- \$440,935 services and supplies increase for costs necessary to operate the programs, including training, expendable property, and rent for Trust Property employees and property that will be located in the State Lands Building through spring 2022. The package also includes the shift of \$650,000 from Professional Services to IT Professional Services for the unclaimed property KAPS system contract.
- \$597,107 personal services decrease to transfer the following 12 partial shared services positions (2.75 FTE) to Administrative Services: an Accountant 4; a Procurement and Contracts Specialist 2; an Accountant 3; a Fiscal Analyst 2; an Accountant 2; an Accounting Technician 3; an Accounting Technician 2; an Office Specialist 1; a Principal Executive Manager E; an Information Systems Specialist 8; an Information Systems Specialist 6; and an Information Systems Specialist 3.

Package 103, Trust Property Improvements. This package increases Other Funds expenditure limitation by \$736,706 to provide resources to improve Trust Property programs, including four additional staff to address increased workload associated with program growth. An Estate Coordinator (Program Analyst 1) position (0.88 FTE) is established to provide timely response to intestate cases and administer estates. A Claims Examiner (Public Services Representative 4) position (0.83 FTE) is established to process claims within statutory timelines. An Unclaimed Property Compliance Coordinator (Program Analyst 2) position (0.88 FTE) is established to focus on increasing holder compliance. A Trust Property Executive Specialist (Executive Support Specialist 2) position (0.92 FTE) is also added to provide direct administrative support for the Trust Property programs. The approved amount includes \$560,036 for personal services and \$176,670 for associated services and supplies costs.

Package 105, Treasury Resilience. This package increases Other Funds expenditure limitation by \$377,693 for rent on the Treasury Resiliency Building. OST has entered into a lease agreement for a new resilient facility that is anticipated to be completed in spring 2022. Treasury operations and staff that are currently located in the Labor and Industries Building will be located in the new facility, as well as Trust Property

Programs staff currently in the State Lands Building. Funding supports the estimated final lease rate of \$194,242 per month for 15 months in the current biennium, which will roll-up to 24 months in the 2023-25 biennium.

## **Administrative Services**

Administrative Services supports Treasury by providing overall support and leadership including Shared Services, which includes: Human Resources, Internal Audit, Budget and Accounting, Procurement, Facilities, Project Management, and Continuity of Operations; Information Technology Services, which includes Information Security, Technical Services, Infrastructure Services, and Application Development; and State Treasury Staff, which includes Policy Support, Legislative Liaison, Communications, Constituent Services and Stakeholder Engagement. The Subcommittee recommended a budget of \$33,341,660 Other Funds expenditure limitation and 83 positions (75.46 FTE). The recommended budget includes the following packages:

Package 087, August 2020 Special Session. This package increases Other Funds expenditure limitation by \$472,275 and establishes three positions (2.50 FTE) for the 2021-23 budgetary impact of actions approved in the 2020 second special session. Three permanent positions were added and one position was reclassified in the Administrative Services budget to transition accounting and budget services from the Department of Administrative Services (DAS) Shared Client Services to OST.

Package 102, Trust Property Adjustments. This package makes adjustments to Trust Property programs budgeted expenditures and positions transferred from DSL to support OST administration of the programs. Other Funds expenditure limitation is increased by \$1,388,052 and 12 positions (6.50 FTE) in Administrative Services for the following adjustments:

- \$597,107 personal services for the transfer of the following 12 partial shared services positions (2.75 FTE) from Trust Property Services: an Accountant 4; a Procurement and Contracts Specialist 2; an Accountant 3; a Fiscal Analyst 2; an Accountant 2; an Accounting Technician 3; an Accounting Technician 2; an Office Specialist 1; a Principal Executive Manager E; an Information Systems Specialist 8; an Information Systems Specialist 6; and an Information Systems Specialist 3.
- \$567,296 personal services to reclassify and increase the FTE of the following 12 positions by 3.75 to provide sufficient reception, accounting and budget, information technology, contracting operations support for the Trust Property programs: an Accountant 4 is increased from 0.25 to 0.50 FTE; a Procurement and Contracts Specialist 2 is increased from 0.25 to 0.50 FTE; an Accountant 3 is increased from 0.25 to 0.50 FTE; a Fiscal Analyst 2 is increased from 0.25 to 0.50 FTE; an Accountant 2 is increased from 0.25 to 0.50 FTE; an Accounting Technician 3 is increased from 0.25 to 0.50 FTE; an Accounting Technician 2 is reclassified to an Accounting Technician 3 and increased from 0.25 to 0.50 FTE; an Office Specialist 1 is reclassified to an Office Specialist 2 and increased from 0.50 to 1.00 FTE; an Information Systems Specialist 8 is increased from 0.10 to 0.50 FTE; a Principal Executive Manager E is reclassified to an Information Systems Specialist 8 and increased from 0.10 to 0.50 FTE; an Information Systems Specialist 6 is reclassified to an Information Systems Specialist 5 and increased from 0.10 to 0.50 FTE; and an Information Systems Specialist 3 is reclassified to an Information Systems Specialist 5 and increased from 0.20 to 0.50 FTE.

SB 5544 A

8 of 14

- \$223,649 services and supplies for shared services position related costs and rent for Trust Property employees that will be located in the State Lands Building through spring 2022.

Package 105, Treasury Resiliency. This package increases Other Funds expenditure limitation by \$961,764 for rent on the Treasury Resiliency Building. OST has entered into a lease agreement for a new resilient facility anticipated to be completed in spring 2022. Treasury operations and staff currently located in the Labor and Industries Building will be located in the new facility, as well as Trust Property Programs staff currently in the State Lands Building. Funding supports the estimated final lease rate of \$194,242 per month for 15 months in the current biennium, which will roll-up to 24 months in the 2023-25 biennium. Other Funds expenditure limitation is increased by an additional \$144,200 for temporary backup facilities that can be quickly established at alternate locations in a disaster (\$48,600); one-time moving costs (\$50,600); and an emergency communications tool (\$45,000, including one-time costs of \$25,000).

Package 108, Information Security. This package provides Other Funds expenditure limitation of \$267,323 and one position (0.92 FTE) to permanently fund a Senior Security Analyst (Information Systems Specialist 8) that was approved as limited duration in the prior biennium to respond to and prepare for information security threats. This position will continue to support security of OST systems, threat and anomaly detection, and risk analysis.

Package 109, State Treasurer Staffing. This package increases Other Funds expenditure limitation by \$293,121 to reclassify four positions and establish a new permanent full-time position (0.92 FTE) in the Treasurer's Office to align budgeted positions with actual duties and provide an effective level of staffing. The package includes:

- \$23,268 to support the upward reclassification of the following positions: Chief of Staff from a Principal Executive Manager F to Principal Executive Manager G; Legislative Director from a Principal Executive Manager C to a Principal Executive Manager E; Legislative and Outreach Coordinator from an Executive Support Specialist 1 to an Operations and Policy Analyst 2; and Administrative Specialist from an Executive Support Specialist 1 to an Administrative Specialist 2.
- \$269,853 to establish a Research and Strategic Initiatives Director (Operations and Policy Analyst 4) position, including \$224,090 for personal services and \$45,763 associated services and supplies.

Package 110, Public Records Management. This package provides Other Funds expenditure limitation of \$122,308 and one permanent part-time position (0.46 FTE) to fulfill public records requests more efficiently. A Public Affairs Specialist 1 is established to provide timely and cost-effective public records requests administrative processing, exemption review, redaction, and negotiation with requestors. The approved amount includes \$79,597 for personal services and \$42,711 for associated services and supplies costs.



# Legislative Action

## **Summary of Performance Measure Action**

See attached Legislatively Adopted 2021-23 Key Performance Measures form.

SB 5544 A

10 of 14

## DETAIL OF JOINT COMMITTEE ON WAYS AND MEANS ACTION

Office of the State Treasurer  
Kate Nass - 503-871-0974

DESCRIPTION	GENERAL FUND		LOTTERY FUNDS		OTHER FUNDS		FEDERAL FUNDS		TOTAL ALL FUNDS	POS	FTE			
					LIMITED	NONLIMITED	LIMITED	NONLIMITED						
2019-21 Legislatively Approved Budget at Jan. 2021*	\$	-	\$	-	\$	95,461,860	\$	-	\$	-	\$	95,461,860	169	165.01
2021-23 Current Service Level (CSL)*	\$	-	\$	-	\$	100,841,626	\$	-	\$	-	\$	100,841,626	165	164.16
SUBCOMMITTEE ADJUSTMENTS (from CSL)														
SCR 010 - State and Local Government Financial Services														
Package 104: Housing Bond Staffing														
Personal Services	\$	-	\$	-	\$	236,197	\$	-	\$	-	\$	236,197	1	1.00
Services and Supplies	\$	-	\$	-	\$	45,186	\$	-	\$	-	\$	45,186		
Package 105: Treasury Resiliency														
Services and Supplies (4425 Rent)	\$	-	\$	-	\$	346,428	\$	-	\$	-	\$	346,428		
Package 106: Cash Management Modernization and Resiliency														
Personal Services	\$	-	\$	-	\$	727,707	\$	-	\$	-	\$	727,707	4	3.51
Services and Supplies	\$	-	\$	-	\$	1,179,150	\$	-	\$	-	\$	1,179,150		
SCR 020 - Public Savings Services														
Package 105: Treasury Resiliency														
Services and Supplies (Rent 4425)	\$	-	\$	-	\$	155,501	\$	-	\$	-	\$	155,501		
SCR 030 - Investment Services														
Package 087: August 2020 Special Session														
Personal Services	\$	-	\$	-	\$	198,590	\$	-	\$	-	\$	198,590	0	0.00
Package 107: Investment Program Workload														
Personal Services	\$	-	\$	-	\$	716,221	\$	-	\$	-	\$	716,221	3	2.63
Services and Supplies	\$	-	\$	-	\$	138,461	\$	-	\$	-	\$	138,461		
SCR 040 - Trust Property Services														
Package 101: Trust Property Transition														
Personal Services	\$	-	\$	-	\$	3,573,213	\$	-	\$	-	\$	3,573,213	27	17.00
Services and Supplies	\$	-	\$	-	\$	3,678,819	\$	2,900,000	\$	-	\$	6,578,819		
Capital Outlay	\$	-	\$	-	\$	7,303	\$	-	\$	-	\$	7,303		
Package 102: Trust Property Adjustments														
Personal Services	\$	-	\$	-	\$	(595,521)	\$	-	\$	-	\$	(595,521)	-12	-2.75
Services and Supplies	\$	-	\$	-	\$	440,935	\$	-	\$	-	\$	440,935		
Professional Services 4300	\$	-	\$	-	\$	(650,000)	\$	-	\$	-	\$	(650,000)		
IT Professional Services 4315	\$	-	\$	-	\$	650,000	\$	-	\$	-	\$	650,000		
Package 103: Trust Property Improvements														
Personal Services	\$	-	\$	-	\$	560,036	\$	-	\$	-	\$	560,036	4	3.51
Services and Supplies	\$	-	\$	-	\$	176,670	\$	-	\$	-	\$	176,670		
Package 105: Treasury Resiliency														
Services and Supplies	\$	-	\$	-	\$	377,693	\$	-	\$	-	\$	377,693		
SCR 070 - Administrative Services														
Package 087: August 2020 Special Session														
Personal Services	\$	-	\$	-	\$	472,275	\$	-	\$	-	\$	472,275	3	2.50
Package 102: Trust Property Adjustments														
Personal Services	\$	-	\$	-	\$	1,164,403	\$	-	\$	-	\$	1,164,403	12	8.90
Services and Supplies	\$	-	\$	-	\$	223,649	\$	-	\$	-	\$	223,649		

SB 554 A

11 of 14



DESCRIPTION	GENERAL FUND	LOTTERY FUNDS	OTHER FUNDS		FEDERAL FUNDS		TOTAL ALL FUNDS	POS	FTE
			LIMITED	NONLIMITED	LIMITED	NONLIMITED			
Package 105: Treasury Resiliency Services and Supplies	\$ -	\$ -	\$ 1,105,964	\$ -	\$ -	\$ -	\$ 1,105,964		
Package 108: Information Security Personal Services	\$ -	\$ -	\$ 221,620	\$ -	\$ -	\$ -	\$ 221,620	1	0.92
Services and Supplies	\$ -	\$ -	\$ 45,703	\$ -	\$ -	\$ -	\$ 45,703		
Package 109: State Treasurer Staffing Personal Services	\$ -	\$ -	\$ 247,358	\$ -	\$ -	\$ -	\$ 247,358	1	0.92
Services and Supplies	\$ -	\$ -	\$ 45,763	\$ -	\$ -	\$ -	\$ 45,763		
Package 110: Public Records Management Personal Services	\$ -	\$ -	\$ 79,597	\$ -	\$ -	\$ -	\$ 79,597	1	0.46
Services and Supplies	\$ -	\$ -	\$ 42,711	\$ -	\$ -	\$ -	\$ 42,711		
TOTAL ADJUSTMENTS	\$ -	\$ -	\$ 15,611,632	\$ 2,900,000	\$ -	\$ -	\$ 18,511,632	45	36.20
SUBCOMMITTEE RECOMMENDATION *	\$ -	\$ -	\$ 116,453,258	\$ 2,900,000	\$ -	\$ -	\$ 119,353,258	210	200.36
% Change from 2019-21 Leg Approved Budget	0.0%	0.0%	22.0%	100.0%	0.0%	0.0%	25.0%	24.3%	21.4%
% Change from 2021-23 Current Service Level	0.0%	0.0%	15.5%	100.0%	0.0%	0.0%	18.4%	27.3%	22.1%

\*Excludes Capital Construction Expenditures

SB 5544 A

12 of 14

## Legislatively Approved 2021 - 2023 Key Performance Measures

Published: 5/26/2021 8:32:22 AM

**Agency:** Treasury, Oregon State

**Mission Statement:**

Improving Oregon Governments' and citizens' financial capabilities.

Legislatively Approved KPMs	Metrics	Agency Request	Last Reported Result	Target 2022	Target 2023
1. Oregon Public Employees Retirement Fund Net Performance - Historical 20-year Net Performance compared to target returns.		Approved		7.76%	7.76%
2A. Oregon Short-Term Fund Expenses - Biennial asset management fee charged against Oregon Short-Term Fund assets for Treasury operations compared to peer group.		Approved		0.160%	0.160%
2B. Oregon Short-Term Fund Performance - Annual performance of the Oregon Short-Term Fund compared to benchmark rates.		Approved		0.12%	0.12%
3. Local Government Participation in the Oregon Short-Term Fund - Annual change in the participation of local governments in the Oregon Short-Term Fund.		Approved		0%	0%
4. Tax-exempt general obligation bond interest rates. - Average interest rate on tax-exempt general obligation bonds issued as compared to targets.		Approved		4.50%	4.50%
5. Percentage of eligible Oregonians with a College Savings Account - The total number of 529 college savings accounts as a percentage of the total eligible population in Oregon compared to the national average.		Approved		4.10%	4.10%
6A. Unclaimed Property Disbursements - Percentage of total unclaimed property returned to owners and/or heirs compared to total amount received.		Approved		50%	50%
6B. Unclaimed Property Claim Response Time - Average number of days to respond to Unclaimed Property claims as compared to statutory maximum.		Approved		120	120
7. Adherence to Board Best Practices - Percent of total best practices met by the Oregon 529 Savings Board and Oregon Retirement Savings Board.		Approved		100%	100%
8. Customer Service - Percent of customers rating their satisfaction with the agency's customer service as "good" or "excellent": overall customer service, timeliness, accuracy, helpfulness, expertise and availability of information.	Accuracy	Approved	99%	100%	100%
	Timeliness		98%	100%	100%
	Availability of Information		98%	100%	100%
	Expertise		99%	100%	100%
	Helpfulness		98%	100%	100%
	Overall		99%	100%	100%
1 D. Oregon Public Employees Retirement Fund Net Performance of 5-Year Rolling Average Compared to Policy Benchmark		Legislatively Deleted	7.54%	8.50%	
2 D. Common School Fund Net Performance of 5-Year Rolling Average Compared to Policy Benchmark.		Legislatively Deleted	6.86%	7.50%	
3 D. Oregon Short-Term Fund Returns Compared to Benchmark		Legislatively Deleted	3.32%	0.50%	
4 D. Expense to Assets Ratio for the Oregon Short-Term Fund		Legislatively Deleted	0.06%	0.50%	
5 D. Local Government Participation in the Oregon Short-Term Fund		Legislatively Deleted	66%	75%	

SB 5544 A

13 of 14

Legislatively Approved KPMs	Metrics	Agency Request	Last Reported Result	Target 2022	Target 2023
6 D. Banking Services - Average Cost per Transaction		Legislatively Deleted	\$0.032	\$0.035	
7 D. Oregon School Bond Guaranty Program Bonds Outstanding		Legislatively Deleted	\$8,489,749,275.00	\$45,600,000,000.00	
8 D. Number of Oregon 529 College Savings Network Accounts		Legislatively Deleted	205,502	170,000	
9 D. Percentage of Minors (under age 25) with 529 College Savings Network Accounts		Legislatively Deleted	11.70%	11%	
10 D. Oregon Debt Issuance Activity - Levels of Transaction Volume and Total State Government Debt Outstanding by Fiscal Year	a) State Outstanding Debt in Oregon	Legislatively Deleted	\$11,215,366,539.00	\$12,800,000,000.00	
	b) Local Outstanding Debt in Oregon		\$26,916,632,297.00	\$22,600,000,000.00	

**LFO Recommendation:**

The Legislative Fiscal Office recommends approval of the Key Performance Measures and targets.

**SubCommittee Action:**

The General Government Subcommittee approved the Legislative Fiscal Office recommendations.



# Legislative Action

81st Oregon Legislative Assembly – 2021 Regular Session

## HB 5006 A BUDGET REPORT and MEASURE SUMMARY

**Carrier:** Sen. Steiner Hayward

### Joint Committee On Ways and Means

---

**Action Date:** 06/24/21

**Action:** Do pass the A-Eng bill.

**Senate Vote**

**Yeas:** 12 - Anderson, Frederick, Girod, Golden, Gorsek, Hansell, Johnson, Knopp, Lieber, Steiner Hayward, Taylor, Thomsen

**House Vote**

**Yeas:** 10 - Bynum, Drazan, Gomberg, Leif, McLain, Nosse, Rayfield, Sanchez, Sollman, Stark

**Exc:** 1 - Smith G

**Prepared By:** Julie Neburka, Legislative Fiscal Office

**Reviewed By:** Laurie Byerly and Theresa McHugh, Legislative Fiscal Office

---

### Emergency Board

2021-23

### Various Agencies

2021-23

### Public Defense Services Commission

2019-21

This summary has not been adopted or officially endorsed by action of the committee.

HB 5006 A

1 of 80

## Budget Summary\*

### Emergency Board

	2019-21 Legislatively Approved Budget	2021-23 Committee Recommendation	Committee Change
General Fund - General Purpose		\$ 50,000,000	\$ 50,000,000
General Fund - Special Purpose Appropriations			
State Employee Compensation		\$ 198,000,000	\$ 198,000,000
Non-State Employee Compensation		\$ 20,000,000	\$ 20,000,000
Family Treatment Court Programs		\$ 10,000,000	\$ 10,000,000
Pre-trial Release (SB 48)		\$ 2,500,000	\$ 2,500,000
State Response to Natural Disasters		\$ 150,000,000	\$ 150,000,000
Transforming Justice Initiative		\$ 10,000,000	\$ 10,000,000
Department of Early Learning and Care		\$ 5,130,265	\$ 5,130,265
Dental Rates		\$ 19,000,000	\$ 19,000,000
OHA/DHS Caseload Costs		\$ 55,000,000	\$ 55,000,000
Essential Workforce Health Care Program		\$ 30,000,000	\$ 30,000,000

### ADMINISTRATION PROGRAM AREA

#### Department of Administrative Services

General Fund	\$ 76,777,383	\$ 76,777,383
General Fund Debt Service	\$ (600,308)	\$ (600,308)
Lottery Funds Debt Service	\$ (4,316,625)	\$ (4,316,625)
Other Funds	\$ 180,076,580	\$ 180,076,580
Other Funds Debt Service	\$ 5,189,112	\$ 5,189,112
Federal Funds	\$ 2,378,604,743	\$ 2,378,604,743

#### Advocacy Commissions Office

General Fund	\$ 212,032	\$ 212,032
--------------	------------	------------

#### Employment Relations Board

General Fund	\$ (77,831)	\$ (77,831)
Other Funds	\$ (51,846)	\$ (51,846)

#### Oregon Government Ethics Commission

Other Funds	\$ (92,004)	\$ (92,004)
-------------	-------------	-------------

#### Office of the Governor

General Fund	\$ (476,684)	\$ (476,684)
Lottery Funds	\$ (72,430)	\$ (72,430)
Other Funds	\$ (92,512)	\$ (92,512)

HB 5006 A

2 of 80



## Budget Summary\*

	2019-21 Legislatively Approved Budget	2021-23 Committee Recommendation	Committee Change
<b><u>Oregon Liquor Control Commission</u></b>			
Other Funds		\$ 27,639,318	\$ 27,639,318
Other Funds Debt Service		\$ 7,547,093	\$ 7,547,093
<b><u>Public Employees Retirement System</u></b>			
Lottery Funds		\$ 16,792,238	\$ 16,792,238
Other Funds		\$ (3,588,447)	\$ (3,588,447)
<b><u>Racing Commission</u></b>			
Other Funds		\$ (40,195)	\$ (40,195)
<b><u>Department of Revenue</u></b>			
General Fund		\$ 22,566,168	\$ 22,566,168
General Fund Debt Service		\$ (116,730)	\$ (116,730)
Other Funds		\$ 3,758,567	\$ 3,758,567
Other Funds Debt Service		\$ 790,000	\$ 790,000
<b><u>Secretary of State</u></b>			
General Fund		\$ 2,283,134	\$ 2,283,134
Other Funds		\$ (552,483)	\$ (552,483)
Federal Funds		\$ (6,971)	\$ (6,971)
<b><u>State Library</u></b>			
General Fund		\$ (70,697)	\$ (70,697)
Other Funds		\$ (216,816)	\$ (216,816)
Federal Funds		\$ 2,924,165	\$ 2,924,165
<b><u>State Treasurer</u></b>			
Other Funds		\$ (621,233)	\$ (621,233)
<b><u>CONSUMER AND BUSINESS SERVICES PROGRAM AREA</u></b>			
<b><u>State Board of Accountancy</u></b>			
Other Funds		\$ (88,512)	\$ (88,512)
<b><u>Chiropractic Examiners Board</u></b>			
Other Funds		\$ (79,230)	\$ (79,230)

HB 5006 A

3 of 80

## Budget Summary\*

	2019-21 Legislatively Approved Budget	2021-23 Committee Recommendation	Committee Change
<b><u>Consumer and Business Services</u></b>			
General Fund		\$ 10,678,004	\$ 10,678,004
Other Funds		\$ (16,962,773)	\$ (16,962,773)
Federal Funds		\$ (1,813,776)	\$ (1,813,776)
<b><u>Construction Contractors Board</u></b>			
Other Funds		\$ (186,817)	\$ (186,817)
<b><u>Board of Dentistry</u></b>			
Other Funds		\$ (23,039)	\$ (23,039)
<b><u>Health Related Licensing Boards</u></b>			
State Mortuary and Cemetery Board			
Other Funds		\$ (54,881)	\$ (54,881)
Board of Naturopathic Medicine			
Other Funds		\$ (31,572)	\$ (31,572)
Occupational Therapy Licensing Board			
Other Funds		\$ (14,198)	\$ (14,198)
Board of Medical Imaging			
Other Funds		\$ (30,351)	\$ (30,351)
State Board of Examiners for Speech-Language Pathology and Audiology			
Other Funds		\$ (26,641)	\$ (26,641)
Oregon State Veterinary Medical Examining Board			
Other Funds		\$ (31,762)	\$ (31,762)
<b><u>Bureau of Labor and Industries</u></b>			
General Fund		\$ 2,150,530	\$ 2,150,530
Other Funds		\$ (142,287)	\$ (142,287)
Federal Funds		\$ (14,786)	\$ (14,786)
<b><u>Licensed Social Workers, Board of</u></b>			
Other Funds		\$ (86,002)	\$ (86,002)
<b><u>Oregon Medical Board</u></b>			
Other Funds		\$ (84,573)	\$ (84,573)

HB 5006 A

4 of 80

## Budget Summary\*

	2019-21 Legislatively Approved Budget	2021-23 Committee Recommendation	Committee Change
<b><u>Mental Health Regulatory Agency</u></b>			
General Fund		\$ 300,000	\$ 300,000
Other Funds		\$ (145,731)	\$ (145,731)
<b><u>Board of Nursing</u></b>			
Other Funds		\$ (123,016)	\$ (123,016)
<b><u>Board of Pharmacy</u></b>			
Other Funds		\$ (65,797)	\$ (65,797)
<b><u>Public Utility Commission</u></b>			
Other Funds		\$ (383,286)	\$ (383,286)
<b><u>Real Estate Agency</u></b>			
Other Funds		\$ (66,208)	\$ (66,208)
<b><u>Board of Tax Practitioners</u></b>			
Other Funds		\$ (69,152)	\$ (69,152)
<b><u>ECONOMIC AND COMMUNITY DEVELOPMENT PROGRAM AREA</u></b>			
<b><u>Oregon Business Development Department</u></b>			
General Fund		\$ 84,378,762	\$ 84,378,762
General Fund Debt Service		\$ 3,868,512	\$ 3,868,512
Lottery Funds		\$ 13,325,399	\$ 13,325,399
Lottery Funds Debt Service		\$ (3,989,798)	\$ (3,989,798)
Other Funds		\$ 674,834,190	\$ 674,834,190
Other Funds Debt Service		\$ 5,800	\$ 5,800
Other Funds Nonlimited		\$ 90,000,000	\$ 90,000,000
Federal Funds		\$ (1,674)	\$ (1,674)
<b><u>Employment Department</u></b>			
General Fund		\$ (3,991)	\$ (3,991)
Other Funds		\$ (425,511)	\$ (425,511)
Federal Funds		\$ (1,444,089)	\$ (1,444,089)

HB 5006 A

5 of 80

## Budget Summary\*

	2019-21 Legislatively Approved Budget	2021-23 Committee Recommendation	Committee Change
<b><u>Housing and Community Services Department</u></b>			
General Fund		\$ 272,205,984	\$ 272,205,984
General Fund Debt Service		\$ 19,081,360	\$ 19,081,360
Lottery Funds Debt Service		\$ (5,045,010)	\$ (5,045,010)
Other Funds		\$ 60,014,215	\$ 60,014,215
Other Funds Debt Service		\$ 33,240	\$ 33,240
Other Funds Nonlimited		\$ (7,709)	\$ (7,709)
Federal Funds		\$ (79,166)	\$ (79,166)
<b><u>Department of Veterans' Affairs</u></b>			
General Fund		\$ (80,837)	\$ (80,837)
Lottery Funds		\$ 123,226	\$ 123,226
Lottery Funds Debt Service		\$ (190,826)	\$ (190,826)
Other Funds		\$ 5,874,346	\$ 5,874,346
<b><u>EDUCATION PROGRAM AREA</u></b>			
<b><u>State School Fund</u></b>			
General Fund		\$ (27,849,006)	\$ (27,849,006)
Lottery Funds		\$ 219,059,876	\$ 219,059,876
Other Funds		\$ 8,789,130	\$ 8,789,130
<b><u>Department of Education</u></b>			
General Fund		\$ 519,250	\$ 519,250
General Fund Debt Service		\$ (1,290,011)	\$ (1,290,011)
Other Funds		\$ 143,325,528	\$ 143,325,528
Other Funds Debt Service		\$ 330	\$ 330
Federal Funds		\$ (367,455)	\$ (367,455)
<b><u>Higher Education Coordinating Commission</u></b>			
General Fund		\$ 15,011,738	\$ 15,011,738
General Fund Debt Service		\$ (8,497,705)	\$ (8,497,705)
Lottery Funds Debt Service		\$ (6,200,051)	\$ (6,200,051)
Other Funds		\$ 39,003,000	\$ 39,003,000
Other Funds Debt Service		\$ 2,470,060	\$ 2,470,060
Other Funds Debt Service Nonlimited		\$ (10,321,594)	\$ (10,321,594)
Federal Funds		\$ (59,193)	\$ (59,193)

HB 5006 A

6 of 80

## Budget Summary\*

### Teacher Standards and Practices Commission

Other Funds

2019-21 Legislatively Approved Budget	2021-23 Committee Recommendation	Committee Change
	\$ (242,855)	\$ (242,855)

### HUMAN SERVICES PROGRAM AREA

#### Commission for the Blind

General Fund

\$ (33,596)	\$ (33,596)
-------------	-------------

Other Funds

\$ (11,532)	\$ (11,532)
-------------	-------------

Federal Funds

\$ (162,344)	\$ (162,344)
--------------	--------------

#### Oregon Health Authority

General Fund

\$ (307,082,178)	\$ (307,082,178)
------------------	------------------

General Fund Debt Service

\$ 958,626	\$ 958,626
------------	------------

Lottery Funds

\$ (97)	\$ (97)
---------	---------

Other Funds

\$ 335,156,675	\$ 335,156,675
----------------	----------------

Federal Funds

\$ (3,708,714)	\$ (3,708,714)
----------------	----------------

#### Department of Human Services

General Fund

\$ 65,114,746	\$ 65,114,746
---------------	---------------

General Fund Debt Service

\$ (1,406,985)	\$ (1,406,985)
----------------	----------------

Other Funds

\$ 108,991,448	\$ 108,991,448
----------------	----------------

Other Funds Debt Service

\$ 1,112,515	\$ 1,112,515
--------------	--------------

Federal Funds

\$ (8,501,838)	\$ (8,501,838)
----------------	----------------

#### Long Term Care Ombudsman

General Fund

\$ (54,604)	\$ (54,604)
-------------	-------------

Other Funds

\$ (5,302)	\$ (5,302)
------------	------------

#### Psychiatric Security Review Board

General Fund

\$ (53,732)	\$ (53,732)
-------------	-------------

### JUDICIAL BRANCH

#### Judicial Department

General Fund

\$ 403,673	\$ 403,673
------------	------------

General Fund Debt Service

\$ (5,111,991)	\$ (5,111,991)
----------------	----------------

Other Funds

\$ 105,627,958	\$ 105,627,958
----------------	----------------

## Budget Summary\*

	2019-21 Legislatively Approved Budget	2021-23 Committee Recommendation	Committee Change
<b><u>Commission on Judicial Fitness and Disability</u></b>			
General Fund		\$ (16,357)	\$ (16,357)
<b><u>Public Defense Services Commission</u></b>			
General Fund		\$ (190,407)	\$ (190,407)
<b><u>LEGISLATIVE BRANCH</u></b>			
<b><u>Legislative Administration Committee</u></b>			
General Fund		\$ (204,324)	\$ (204,324)
General Fund Debt Service		\$ (2,644,700)	\$ (2,644,700)
Other Funds		\$ 4,310,000	\$ 4,310,000
Other Funds Debt Service		\$ 627,060	\$ 627,060
<b><u>Legislative Assembly</u></b>			
General Fund		\$ (262,700)	\$ (262,700)
<b><u>Legislative Commission on Indian Services</u></b>			
General Fund		\$ (28,888)	\$ (28,888)
<b><u>Legislative Counsel</u></b>			
General Fund		\$ (130,806)	\$ (130,806)
<b><u>Legislative Fiscal Office</u></b>			
General Fund		\$ (7,562)	\$ (7,562)
<b><u>Legislative Policy and Research Office</u></b>			
General Fund		\$ (35,929)	\$ (35,929)
<b><u>Legislative Revenue Office</u></b>			
General Fund		\$ (5,636)	\$ (5,636)
<b><u>NATURAL RESOURCES PROGRAM AREA</u></b>			
<b><u>Columbia River Gorge Commission</u></b>			
General Fund		\$ (1,251)	\$ (1,251)

## Budget Summary\*

	2019-21 Legislatively Approved Budget	2021-23 Committee Recommendation	Committee Change
<b><u>State Department of Agriculture</u></b>			
General Fund	\$	2,302,669	\$ 2,302,669
Lottery Funds	\$	(75,930)	\$ (75,930)
Other Funds	\$	(577,029)	\$ (577,029)
Federal Funds	\$	(59,359)	\$ (59,359)
<b><u>State Department of Energy</u></b>			
General Fund	\$	20,831,296	\$ 20,831,296
General Fund Debt Service	\$	3,500,000	\$ 3,500,000
Other Funds	\$	9,978,775	\$ 9,978,775
Federal Funds	\$	(561)	\$ (561)
<b><u>Department of Environmental Quality</u></b>			
General Fund	\$	4,293,013	\$ 4,293,013
General Fund Debt Service	\$	395,030	\$ 395,030
Lottery Funds	\$	(6,402)	\$ (6,402)
Other Funds	\$	17,187,363	\$ 17,187,363
Other Funds Debt Service	\$	(300,000)	\$ (300,000)
Federal Funds	\$	(294,828)	\$ (294,828)
<b><u>State Department of Fish and Wildlife</u></b>			
General Fund	\$	1,288,101	\$ 1,288,101
General Fund Debt Service	\$	446,579	\$ 446,579
Lottery Funds	\$	(88)	\$ (88)
Other Funds	\$	3,414,021	\$ 3,414,021
Federal Funds	\$	(1,964)	\$ (1,964)
<b><u>Department of Forestry</u></b>			
General Fund	\$	5,468,079	\$ 5,468,079
General Fund Debt Service	\$	363,596	\$ 363,596
Other Funds	\$	(1,242,680)	\$ (1,242,680)
Other Funds Debt Service	\$	404,124	\$ 404,124
Other Funds Capital Improvements	\$	4,820,772	\$ 4,820,772
Federal Funds	\$	(76,252)	\$ (76,252)

HB 5006 A

9 of 80

<b>Budget Summary*</b>	<b>2019-21 Legislatively Approved Budget</b>	<b>2021-23 Committee Recommendation</b>	<b>Committee Change</b>
<b><u>Department of Geology and Mineral Industries</u></b>			
General Fund	\$	352,558	\$ 352,558
Other Funds	\$	(180,158)	\$ (180,158)
Federal Funds	\$	(155,246)	\$ (155,246)
<b><u>Department of Land Conservation and Development</u></b>			
General Fund	\$	3,341,733	\$ 3,341,733
Other Funds	\$	(2,493)	\$ (2,493)
Federal Funds	\$	(48,580)	\$ (48,580)
<b><u>Land Use Board of Appeals</u></b>			
General Fund	\$	70,325	\$ 70,325
<b><u>Oregon Marine Board</u></b>			
Other Funds	\$	(90,157)	\$ (90,157)
<b><u>Department of Parks and Recreation</u></b>			
General Fund	\$	316,480	\$ 316,480
General Fund Debt Service	\$	2,232,560	\$ 2,232,560
Lottery Funds	\$	(1,056,882)	\$ (1,056,882)
Lottery Funds Debt Service	\$	(449,808)	\$ (449,808)
Other Funds	\$	9,854,807	\$ 9,854,807
<b><u>Department of State Lands</u></b>			
Other Funds	\$	278,542	\$ 278,542
<b><u>Water Resources Department</u></b>			
General Fund	\$	4,708,023	\$ 4,708,023
Lottery Funds Debt Service	\$	(3,970,980)	\$ (3,970,980)
Other Funds	\$	92,085,895	\$ 92,085,895
<b><u>Watershed Enhancement Board</u></b>			
General Fund	\$	20,420,000	\$ 20,420,000
Lottery Funds	\$	(81,602)	\$ (81,602)

HB 5006 A

10 of 80



## Budget Summary\*

	2019-21 Legislatively Approved Budget	2021-23 Committee Recommendation	Committee Change
<b><u>PUBLIC SAFETY PROGRAM AREA</u></b>			
<b><u>Oregon Criminal Justice Commission</u></b>			
General Fund		\$ 15,260,442	\$ 15,260,442
Other Funds		\$ 9,999,469	\$ 9,999,469
Federal Funds		\$ (133)	\$ (133)
<b><u>Department of Corrections</u></b>			
General Fund		\$ (850,587,024)	\$ (850,587,024)
General Fund Debt Service		\$ 9,041,899	\$ 9,041,899
Other Funds		\$ 871,784,778	\$ 871,784,778
Other Funds Debt Service		\$ 700,870	\$ 700,870
<b><u>District Attorneys and their Deputies</u></b>			
General Fund		\$ (223,358)	\$ (223,358)
<b><u>Department of Justice</u></b>			
General Fund		\$ 14,032,460	\$ 14,032,460
Other Funds		\$ (1,703,572)	\$ (1,703,572)
Federal Funds		\$ (887,121)	\$ (887,121)
<b><u>Oregon Military Department</u></b>			
General Fund		\$ 25,697,037	\$ 25,697,037
General Fund Debt Service		\$ 1,881,079	\$ 1,881,079
Other Funds		\$ 10,338,860	\$ 10,338,860
Federal Funds		\$ 5,993,566	\$ 5,993,566
<b><u>Oregon Board of Parole and Post-Prison Supervision</u></b>			
General Fund		\$ (133,859)	\$ (133,859)
<b><u>Oregon State Police</u></b>			
General Fund		\$ 192,065	\$ 192,065
General Fund Debt Service		\$ 2,674,818	\$ 2,674,818
Other Funds		\$ 3,255,070	\$ 3,255,070
Federal Funds		\$ (40,739)	\$ (40,739)

HB 5006 A

11 of 80

## Budget Summary\*

	2019-21 Legislatively Approved Budget	2021-23 Committee Recommendation	Committee Change
<b><u>Department of Public Safety Standards and Training</u></b>			
Other Funds		\$ 790,679	\$ 790,679
Federal Funds		\$ (2,797)	\$ (2,797)
<b><u>Oregon Youth Authority</u></b>			
General Fund		\$ (99,885,993)	\$ (99,885,993)
General Fund Debt Service		\$ (326,464)	\$ (326,464)
Other Funds		\$ 114,476,380	\$ 114,476,380
Other Funds Debt Service		\$ 1,137,980	\$ 1,137,980
Federal Funds		\$ (129,816)	\$ (129,816)
<b><u>TRANSPORTATION PROGRAM AREA</u></b>			
<b><u>Department of Aviation</u></b>			
Other Funds		\$ 4,571,958	\$ 4,571,958
<b><u>Department of Transportation</u></b>			
General Fund		\$ 3,250,000	\$ 3,250,000
General Fund Debt Service		\$ (547)	\$ (547)
Lottery Funds		\$ 650,000	\$ 650,000
Lottery Funds Debt Service		\$ (3,210,960)	\$ (3,210,960)
Other Funds		\$ 119,733,929	\$ 119,733,929
Other Funds Debt Service		\$ 550	\$ 550
Federal Funds		\$ (73,077)	\$ (73,077)
<b><u>2021-23 Budget Summary</u></b>			
General Fund Total	\$ -	\$ (63,441,300)	\$ (63,441,300)
General Fund Debt Service Total	\$ -	\$ 24,448,618	\$ 24,448,618
Lottery Funds Total	\$ -	\$ 248,657,308	\$ 248,657,308
Lottery Funds Debt Service Total	\$ -	\$ (27,374,058)	\$ (27,374,058)
Other Funds Total	\$ -	\$ 2,936,718,828	\$ 2,936,718,828
Other Funds Debt Service Total	\$ -	\$ 19,718,734	\$ 19,718,734
Other Funds Debt Service Nonlimited Total	\$ -	\$ (10,321,594)	\$ (10,321,594)
Other Funds Capital Improvements	\$ -	\$ 4,820,772	\$ 4,820,772
Other Funds Nonlimited	\$ -	\$ 89,992,291	\$ 89,992,291
Federal Funds Total	\$ -	\$ 2,369,591,995	\$ 2,369,591,995

HB 5006 A

12 of 80

## Budget Summary\*

### Public Defense Services Commission

Other Funds

---

2019-21 Legislatively  
Approved Budget

---

---

2019-21 Committee  
Recommendation

---

---

Committee Change

---

\$	92,721	\$	92,721
----	--------	----	--------

## Position Summary

### ADMINISTRATION PROGRAM AREA

#### Department of Administrative Services

Authorized Positions	6	6
Full-time Equivalent (FTE) positions	6.00	6.00

#### Oregon Advocacy Commissions

Authorized Positions	1	1
Full-time Equivalent (FTE) positions	1.00	1.00

#### Oregon State Library

Authorized Positions	1	1
Full-time Equivalent (FTE) positions	1.00	1.00

#### Department of Revenue

Authorized Positions	12	12
Full-time Equivalent (FTE) positions	7.76	7.76

#### Secretary of State

Authorized Positions	1	1
Full-time Equivalent (FTE) positions	1.00	1.00

### CONSUMER AND BUSINESS SERVICES PROGRAM AREA

#### Consumer and Business Services

Authorized Positions	(20)	(20)
Full-time Equivalent (FTE) positions	(21.00)	(21.00)

#### Bureau of Labor and Industries

Authorized Positions	8	8.00
Full-time Equivalent (FTE) positions	8.00	8.00

HB 5006 A

14 of 80

## Position Summary

2019-21 Legislatively  
Approved Budget

2021-23 Committee  
Recommendation

Committee Change

### ECONOMIC AND COMMUNITY DEVELOPMENT PROGRAM AREA

#### Oregon Business Development Department

Authorized Positions	15	15
Full-time Equivalent (FTE) positions	15.00	15.00

#### Employment Department

Authorized Positions	10	10
Full-time Equivalent (FTE) positions	5.00	5.00

#### Housing and Community Services

Authorized Positions	15	15
Full-time Equivalent (FTE) positions	13.77	13.77

### EDUCATION PROGRAM AREA

#### Department of Education

Authorized Positions	14	14
Full-time Equivalent (FTE) positions	12.92	12.92

### HUMAN SERVICES PROGRAM AREA

#### Oregon Health Authority

Authorized Positions	23	23
Full-time Equivalent (FTE) positions	21.84	21.84

#### Department of Human Services

Authorized Positions	14	14
Full-time Equivalent (FTE) positions	12.00	12.00

### JUDICIAL BRANCH

#### Judicial Department

Authorized Positions	16	16
Full-time Equivalent (FTE) positions	13.08	13.08

HB 5006 A

15 of 80

## Position Summary

### NATURAL RESOURCES PROGRAM AREA

#### State Department of Agriculture

Authorized Positions	3	3
Full-time Equivalent (FTE) positions	2.92	2.92

#### Department of Energy

Authorized Positions	6	6
Full-time Equivalent (FTE) positions	5.50	5.50

#### Department of Environmental Quality

Authorized Positions	2	2
Full-time Equivalent (FTE) positions	2.00	2.00

#### Department of Fish and Wildlife

Authorized Positions	3	3
Full-time Equivalent (FTE) positions	3.00	3.00

#### Department of Forestry

Authorized Positions	6	6
Full-time Equivalent (FTE) positions	5.25	5.25

#### Department of Land Conservation and Development

Authorized Positions	2	2
Full-time Equivalent (FTE) positions	2.00	2.00

#### Department of Parks and Recreation

Authorized Positions	1	1
Full-time Equivalent (FTE) positions	0.88	0.88

#### Water Resources Department

Authorized Positions	3	3
Full-time Equivalent (FTE) positions	3.00	3.00

HB 5006 A

16 of 80

## Position Summary

### Watershed Enhancement Board

Authorized Positions

Full-time Equivalent (FTE) positions

2019-21 Legislatively  
Approved Budget

2021-23 Committee  
Recommendation

Committee Change

3	3
3.00	3.00

### PUBLIC SAFETY PROGRAM AREA

#### Department of Justice

Authorized Positions

Full-time Equivalent (FTE) positions

8	8
7.01	7.01

#### Department of Corrections

Authorized Positions

Full-time Equivalent (FTE) positions

1	1
1.00	1.00

#### Criminal Justice Commission

Authorized Positions

Full-time Equivalent (FTE) positions

1	1
1.00	1.00

### TRANSPORTATION PROGRAM AREA

#### Department of Transportation

Authorized Positions

Full-time Equivalent (FTE) positions

2	2
1.00	1.00

## **Summary of Revenue Changes**

The General Fund appropriations made in the bill are within resources available as projected in the May 2021 economic and revenue forecast by the Department of Administrative Services (DAS), Office of Economic Analysis, plus other actions to adjust state agency expenditures. Federal Funds revenues include American Rescue Plan Act (ARPA) Coronavirus State Fiscal Recovery and Capital Projects Funds allocations of \$2.6 billion and \$155.2 million, respectively, as well as other direct ongoing federal funding streams and allocations for specific purposes, some of which are also related to the effects of the pandemic.

## **Summary of Capital Construction Subcommittee Action**

HB 5006 appropriates General Fund to the Emergency Board for general purpose and targeted special purpose appropriations and makes other adjustments to agency budgets and position authority as described in the subsequent narrative.

### **Emergency Board**

The Emergency Board allocates General Fund from the Emergency Fund, along with providing Lottery Funds, Other Funds, and Federal Funds expenditure limitation to state agencies for unanticipated needs in approved agency budgets when the Legislature is not in session. The Subcommittee appropriated \$50 million General Fund to the Emergency Board for general purposes.

The Subcommittee established a reservation within the general purpose Emergency Fund of \$650,000 for the Secretary of State for potential voter's pamphlet costs in excess of funding provided in the agency's adopted budget. The Secretary of State may request allocation of the reservation from the Emergency Board if the actual costs of producing the voter's pamphlet are in excess of funding provided in the agency's 2021-23 legislatively adopted budget.

HB 5006 makes ten special purpose appropriations for the Emergency Board, totaling \$499.6 million General Fund. Agencies must make a request to the Emergency Board to access these funds. The ten special purpose appropriations are:

- \$198 million General Fund for state employee compensation changes.
- \$20 million General Fund for allocation to state agencies for compensation changes driven by collective bargaining for workers who are not state employees.
- \$2.5 million General Fund for allocation to the Oregon Judicial Department for the implementation of pretrial release modifications authorized under SB 48 (2021).
- \$150 million General Fund for allocation for the state's natural disaster prevention, preparedness, response, and recovery activities.

HB 5006 A

18 of 80



- \$10 million General Fund for allocation to the Criminal Justice Commission to support a Transforming Justice Initiative to advance promising practices for reshaping Oregon's public safety system.
- \$5,130,265 General Fund for allocation to the Department of Education and the proposed Department of Early Learning and Care for the establishment of a new agency.
- \$19 million General Fund for allocation to the Oregon Health Authority for dental rates for medical assistance programs.
- \$55 million for allocation to the Oregon Health Authority or the Department of Human Services for caseload costs or other budget challenges that the agencies are unable to mitigate.
- \$30 million General Fund for allocation to the Oregon Health Authority for the Oregon Essential Workforce Health Care Program established by SB 800 (2021).
- \$10 million General Fund for allocation to state agencies for family treatment court programs.

Regarding family treatment courts, while related legislation was not passed during the 2021 legislative session, the Legislature would still like to see the development of a statewide coordinated program. In addition to approving the special purpose appropriation, the Subcommittee recommended the following budget note:

#### **BUDGET NOTE**

On or before February 1, 2022, the Oregon Judicial Department, Public Defense Services Commission, Department of Justice, Department of Human Services, Criminal Justice Commission, and the Housing and Community Services Department are requested to report jointly to the Legislature on the criteria and need for the establishment of a statewide Family Treatment Court program, and possible alternative programs to achieve the objectives of a Family Treatment Court Program. The report is to be submitted to the House and Senate Committees on Judiciary and the Joint Committee on Ways and Means.

The report is to include the following:

- (1) A proposed statewide, integrated structure and organizational principles for a Family Treatment Court program based on national best practices adapted for Oregon, including:
  - a. a delineation of the eligibility and exclusion criteria indicating which families can be served safely and effectively in the Family Treatment Court ensuring equity and inclusion;
  - b. a proposed method to encourage voluntary participation by families balanced with necessary monitoring of participant progress and compliance with the program; and
  - c. the array of services, treatment, programs, and providers necessary to address the complex challenges affecting families. Such services might include but are not limited to interdisciplinary legal representation

teams, and behavioral and mental health, substance abuse, domestic violence, housing, parenting, educational, and medical services.

- (2) A least-cost implementation model based on existing legislative funding for:
  - a. Family Treatment programs in circuit courts;
  - b. Child advocacy legal representation provided by the Department of Justice to the Department of Human Services;
  - c. Public defense for both juvenile representation as well as the Parent Child Representation Program;
  - d. The provision of services to families in child welfare cases by the Department of Human Services;
  - e. Behavioral, mental health, and substance use disorder treatment; and
  - f. Transitional and permanent housing services.
- (3) Identification of three least-cost implementation counties that could serve as pilot locations for a Family Treatment Court Program, including a cost estimate for the aforementioned types of services in the pilot counties.
- (4) An evidence-based method for monitoring progress and outcomes, and an evaluation of the program.

Receipt of the report is a precondition for the release of the special purpose appropriation established by HB 5006 for the expansion of Family Treatment Courts.

If these special purpose appropriations are not allocated by the Emergency Board before December 1, 2022, any remaining funds become available to the Emergency Board for general purposes.

## **Adjustments to Approved 2021-23 Agency Budgets**

### **STATEWIDE ADJUSTMENTS**

Statewide adjustments reflect budget changes in multiple agencies based on reductions in Department of Administrative Services' assessments and charges for services and Attorney General rates. Statewide adjustments also reflect net reductions to debt service realized through interest rate savings on bond sales, refundings, unissued lottery bonds, and Other Funds balances and interest earnings that can be applied to debt service. Total savings are \$98.2 million General Fund, \$47.4 million Lottery Funds, \$43.4 million Other Funds, and \$18.5 million Federal Funds.

Specific reductions include \$115.8 million total funds from lower Department of Administrative Services' assessments and service rates; \$14.2 million total funds from lower Attorney General rates; and \$77.5 million total funds from debt service interest rate savings and refunding of outstanding bonds.

HB 5006 A

20 of 80

Section 299 of the budget bill reflects the changes, as described above, for each agency. These adjustments are included in the table at the beginning of the budget report but are not addressed in the individual agency narratives. Additionally, new Other Funds debt service expenditure limitations for multiple agencies are established to accommodate the use of fund balances for debt repayment.

## ADMINISTRATION

### **Department of Administrative Services**

The Subcommittee approved \$2,779,673 General Fund to supplement the funding for the Court Appointed Special Advocate (CASA) Volunteer Program, and \$250,000 General Fund for the Department of Administrative Services to contract with a nongovernmental statewide coordinating entity to oversee the CASA Volunteer Program and its services. A one-time \$1.5 million General Fund increase to the on-going operating subsidy for the Oregon Historical Society was also approved.

The Subcommittee approved \$7,884,472 in additional Other Funds Debt Service to support repayment of Article XI-Q General Obligation bond proceeds approved in SB 5505(2021) that will be issued before the end of the biennium to support DAS projects, and an Other Funds expenditure limitation increase of \$1.8 million was included for the cost of issuance of the bonds. The Subcommittee also approved \$4,615,761 in additional Lottery Funds Debt Service to support repayment of lottery bonds that will be issued before the end of the biennium.

The Subcommittee also approved, on a one-time basis, \$3,765,271 General Fund and 6 positions (6.00 FTE) for a study to determine if inequities exist in public procurement and contracting that adversely affect businesses owned by minority, women, and/or service disabled veterans by looking at state contract data. A disparity study provides a factual, data-driven foundation that state enterprises can use to help improve procurement processes to achieve fair and equitable outcomes. The six limited duration positions being added are at the PEM-E level as the project manager, an Operations and Policy Analyst 4, an Operations and Policy Analyst 2, and three Research Analyst 4s.

The Subcommittee approved an increase of \$6,394,311 Other Funds expenditure limitation for special payments associated with the disbursement of proceeds from Lottery Bonds issued in previous biennia that have yet to be fully disbursed to grantees.

The Subcommittee approved various one-time General Fund appropriations to the Department of Administrative Services to make grants for the following purposes:

- \$2,500,000 for disbursement to Fair Housing Council of Oregon for a collaborative housing partnership
- \$1,000,000 for disbursement to Oregon Law Center for legal help related to housing issues
- \$1,500,000 for disbursement to Mid-Columbia Community Action Center for a navigation center

HB 5006 A

21 of 80

- \$500,000 for disbursement to Special Olympics Oregon for sports training and athletic competition
- \$250,000 for disbursement to Friends of Tryon Creek State Park for park improvements
- \$2,302,052 for disbursement to Multnomah County School District #7 for the Reynolds High School Health Center
- \$1,785,000 for disbursement to Umatilla County Jail for the Expansion/Mental Health Facility
- \$280,000 for disbursement to City of Spray for an EMS Complex
- \$630,000 for disbursement to Illinois Valley Wellness Resources for the Illinois Valley Shelter and Resource Center
- \$250,000 for disbursement to Council on Aging of Central Oregon for the Central Oregon Senior Services Center Renovation
- \$1,885,178 for disbursement to City of Depoe Bay for Restoration of Pilings and Docks
- \$1,000,000 for disbursement to City of John Day for the Ne Kam Wah Chung Interpretive Center
- \$1,546,000 for disbursement to Harney County for Communication Upgrades
- \$650,000 for disbursement to Grant County for Public Safety Network
- \$200,000 for disbursement to Project DOVE for Transitional Units Updates
- \$1,900,000 for disbursement to Sheridan School District for CTEC West
- \$500,000 for disbursement to High Desert Rangeland Fire Protection Association for Lake County Wildland Fire Needs
- \$150,000 for disbursement to Bowman Museum for an Exhibits Center
- \$600,000 for disbursement to Creating Housing Coalition for Hub City Village
- \$400,000 for disbursement to Vietnam War Memorial Fund for a Vietnam War Memorial on the Oregon State Capitol Grounds
- \$750,000 for disbursement to City of Mosier for the Mosier Center
- \$520,000 for disbursement to Oregon Humane Society for the New Road Ahead Animal Crimes Forensic Center
- \$1,800,000 for disbursement to McKenzie Valley Wellness for McKenzie Valley Health Clinic Replacement
- \$1,600,000 for disbursement to Bend-Redmond Habitat for Humanity for the Quince Town Home Project
- \$500,000 for disbursement to City of Turner for Ball Brothers Seismic Upgrade
- \$700,000 for disbursement to The Trust for Public Land for the Butte Falls Community Forest Project
- \$1,400,000 for disbursement to Blue River Community Library for the Rebuild Project
- \$903,520 for disbursement to McKenzie Fire & Rescue for a Disaster Relief Logistics Center
- \$200,000 for disbursement to United Way of Jackson County for Affordable Home Ownership
- \$1,400,000 for disbursement to Community Counseling Solutions for the Boardman Regional PRTS/Sub Acute Children's Facility
- \$1,800,000 for disbursement to City of Umatilla for a Minority Entrepreneurial Development & Business Center
- \$385,000 for disbursement to Molalla Rural Fire Protection District for Wildland Fire Protection
- \$2,100,000 for distribution to the Upper McKenzie Rural Fire Protection District for facility and equipment replacement

- \$800,000 for disbursement to the City of Salem for a Turnkey Project
- \$816,000 for disbursement to the City of Salem Police Body Cameras
- \$1,000,000 for disbursement to the City of Salem for a voucher program
- \$10,500,000 for disbursement to the City of Salem for shelters
- \$5,000,000 for disbursement to Multnomah County for the Arbor Lodge Shelter and Village
- \$5,928,184 for disbursement to Cherriots to offset expiring tax credits
- \$718,079 for disbursement to Yamhill County Transportation to offset expiring tax credits
- \$288,451 for disbursement to Columbia County Rider Transportation to offset expiring tax credits
- \$44,975 for disbursement to Lebanon Transportation to offset expiring tax credits
- \$2,000,000 for disbursement to the Jackson County Fire District for firefighter apprentices
- \$2,000,000 for disbursement to the Clackamas Fire District for firefighter apprentices
- \$2,000,000 for disbursement to the Eugene Springfield Fire Department for firefighter apprentices
- \$2,000,000 for disbursement to the Innovation Law Lab for Immigration Defense
- \$1,500,000 for disbursement to the Northwest Health Foundation II for public safety reform activities

The Subcommittee added \$173,499,294 Other Funds expenditure limitation for one-time costs of special payments associated with the disbursement of proceeds from 2021-23 Lottery Bond sales; projects are detailed below and approved in SB 5534 (2021). Cost of issuance for these Lottery Bonds totals \$2,913,324. A total of \$4,615,761 Lottery Funds Debt Service was provided to support repayment of lottery bond proceeds approved in SB 5534 that will be issued before the end of the biennium. Debt service payments on all the projects described below are estimated to be \$29,350,840 Lottery Funds for the 2023-25 biennium, the first full biennium of repayments, and \$292,995,727 over the life of the bonds. The approved projects and amounts are:

- \$7,500,000 Other Funds for disbursement to the Center for Hope and Safety for the Hope Plaza
- \$2,000,000 Other Funds for disbursement to City of Gresham for the Gradin Community Sports Park
- \$15,000,000 Other Funds for disbursement to Eugene Family YMCA Facility
- \$5,400,000 Other Funds for disbursement to Jefferson County - Jefferson County Health and Wellness Center
- \$5,000,000 Other Funds for disbursement to Oregon Coast Aquarium
- \$3,500,000 Other Funds for disbursement to Parrott Creek Child & Family Services for building renovation
- \$2,400,000 Other Funds for disbursement to Port of Cascade Locks - Business Park Expansion
- \$12,000,000 Other Funds for disbursement to Klamath County for Klamath Crimson Rose
- \$4,000,000 Other Funds for disbursement to the Latino Network for La Plaza Esperanza

- \$6,921,150 Other Funds for disbursement to Willamette ESD for the Willamette Career Academy
- \$5,000,000 Other Funds for disbursement to City of Eugene for Downtown Riverfront Park Development
- \$15,000,000 Other Funds for disbursement to Woodburn Community Center
- \$3,000,000 Other Funds for disbursement to Rogue River School District for the Rogue River Wimer Wellness Center
- \$4,000,000 Other Funds for disbursement to East Lincoln County Fire and Rescue for the Eddyville Fire Hall
- \$3,000,000 Other Funds for disbursement to Greater Toledo Aquatic and Community Center
- \$10,000,000 Other Funds for disbursement to Multnomah County for Behavioral Health Resource Center
- \$5,000,000 Other Funds for disbursement to City of North Plains for a Public Works/Emergency Operations Center
- \$2,000,000 Other Funds for disbursement to City of John Day for the Central Grant County Aquatics Center
- \$6,250,000 Other Funds for disbursement to Family Justice Center of Washington County for Family Peace Center
- \$5,000,000 Other Funds for disbursement to Corvallis Homeless Shelter Coalition for Project Turnkey Corvallis (PSH Housing Project)
- \$4,500,000 Other Funds for disbursement to Wasco County for the Columbia Gorge Resolution Center
- \$4,000,000 Other Funds for disbursement to Port of Portland for PDX Seismically Resilient Runway Engineering Design
- \$7,250,000 Other Funds for disbursement to Willamette Falls Locks and Canal
- \$13,600,000 Other Funds for disbursement to City of Phoenix for a Public Safety Building
- \$4,578,144 Other Funds for disbursement to Mid-Willamette Family YMCA for Multi-Purpose Sports Field Complex
- \$2,800,000 Other Funds for disbursement to Serendipity Center for Believe In Me Campus Expansion
- \$5,000,000 Other Funds for disbursement to OMSI District for New Water Avenue
- \$2,500,000 Other Funds for disbursement to City of Lincoln City for the D River Welcome Center
- \$4,300,000 Other Funds for disbursement to Port of Morrow for a Workforce Center
- \$3,000,000 Other Funds for disbursement to City of Redmond for a Public Safety/Mental Health Triage Center

The Subcommittee approved \$65,476,928 Federal Funds expenditure limitation for monies from the CARES Act Coronavirus Relief Fund. Of the total, \$16,303,591 is provided for carry-forward of monies provided for COVID-19 vaccination incentives, including monies provided for County Vaccination Incentive grants. The remaining \$49,173,337 of the total expenditure limitation increase represents the Coronavirus Relief Fund monies projected to be either uncommitted or unspent at the end of the 2019-21 biennium. This \$49,173,337 will be transferred to the Department of Corrections for expenditures and activities to respond to the COVID-19 public health emergency. Oregon received a total of almost \$1.39 billion in state support from the CARES Act Coronavirus Relief Fund during the 2019-21 biennium.

The Subcommittee also approved \$120 million Federal Funds expenditure limitation for monies from the American Rescue Plan Act (ARPA) Capital Projects Funds for the purpose of transferring to the Oregon Business Development Department for deposit in the Broadband Fund. The Oregon Business Development Department will use this funding for grants to increase broadband internet availability across the state.

Federal Funds expenditure limitation of \$3 million was added for monies from the ARPA State Fiscal Recovery Fund for a grant to the Pendleton Round Up Foundation to partner with Blue Mountain Community College on the second phase of the Facility for Agricultural Resource Management project. This regional training center will allow Blue Mountain Community College to expand its agriculture programs, create regional workforce training opportunities, and bolster the local economy through workshop, Career-Technical Education, and event opportunities utilizing the connections of its community partners.

The Subcommittee also approved \$1,950,127,815 Federal Funds expenditure limitation for monies from the ARPA State Fiscal Recovery Fund for the purpose of expenditures and activities to respond to the COVID-19 public health emergency and its economic impact, including replacing state revenues lost as a result of the COVID-19 public health emergency.

**Department of Administrative Services - American Rescue Plan Act (ARPA)**

As part of HB Bill 5006, \$240 million in federal ARPA funds were approved for the Department of Administrative Services (DAS) to distribute to each Senate and House district in the amounts of \$4 million per Senate district and \$2 million per House district, for projects identified in the following table, as long as the identified use is ARPA eligible. Should an item in the table be determined to be ineligible for ARPA funding, DAS will notify the Legislative Fiscal Office which will work with legislative leadership and the Senator or Representative of the affected district to ensure the funds are spent on ARPA eligible items.

District	Member	Project	Amount	Recipient
S-1	Heard	Southwestern Oregon Emergency Recovery, Revitalization, and Preparedness Project	1,940,000	Douglas County
		City of Powers Sewer/Drainage and lateral line repairs and upgrades	60,000	City of Powers
		Bandon Marina Redevelopment	1,500,000	Port of Bandon
		Rogue River-Siskiyou Regional Wildfire & Emergency Services Training Center	500,000	Curry County
S-2	Robinson	Grants Pass Pregnancy Care Center Expansion	4,000,000	Pregnancy Care Center of Grants Pass
S-3	Golden	Coordinated Care Facility Replacement	1,400,000	Family Nurturing Center
		Equity in Learning Facilities	1,300,000	Armadillo Technical Institute
		Houseless relocation from Bear Creek Greenway to urban campground property	1,000,000	City of Medford
		Habitat for Humanity ReStore	300,000	Habitat for Humanity- Rogue Valley
S-4	Prozanski	Lane County Investments	2,255,000	Lane County Organizations
		Western Lane County Fire Response	375,000	Lane County Fire Authority
		Douglas County Investments	1,370,000	Douglas County Organizations
S-5	Anderson	Lincoln City Cultural Center Plaza	900,000	Lincoln City Cultural Center
		Waldport Water Tank Seismic Retrofit & Recoating	600,000	City of Waldport
		Depoe Bay Restoration of Pilings and Docks	500,000	City of Depoe Bay
		Purchase of former Coos Bay GP Site	2,000,000	Oregon International Port of Coos Bay
S-6	Beyer	Lane County Emergency Shelter	2,250,000	Lane County
		Linn County Public Safety Improvements	1,000,000	Linn County
		Lane County Investments	750,000	Lane County
S-7	Manning Jr.	Lane County Latinx & Immigrant Family Wellness Hub Building Project	1,000,000	Centro Latino Americano
		Junction City Earmarked Projects	820,000	Junction City
		Eugene Earmarked Projects	574,839	Eugene Police Department, St. Mark CME
		Lane County Investments	1,605,161	Lane County
S-8	Gelser	Millersburg Rail Quiet Zone	700,000	Linn County
		Benton County -Wildfire Safety, First Responder, Food initiatives	1,150,000	Benton County
		Education Success for Students impacted by COVID-19	1,400,000	Linn County Lincoln ESD
		Nonviolent Crisis Intervention Training for Children's Residential Facilities staff	750,000	Oregon Department of Human Services

HB 5006 A

26 of 80



District	Member	Project	Amount	Recipient
S-9	Girod	Stayton Police Department -IT/Security Upgrades	100,000	Stayton Police Department
		Idanha-Detroit Fire Station	2,400,000	Idanha-Detroit Rural Fire Protection District
		Pedestrian Crosswalk Sweet Home - 22nd and Hwy 20	500,000	City of Sweet Home
		Expansion of Rural Broadband Services	1,000,000	Drakes Crossing Rural Fire Protection District
S-10	Patterson	Monmouth-Independence Trolley	1,000,000	City of Monmouth
		Small Business Support Monmouth/Independence Chamber	200,000	Monmouth/Independence Chamber of Commerce
		Non-Congregate Sheltering for Chronically Homeless in Salem	750,000	Mid-Willamette Valley Community Action Agency
		United Way	2,050,000	United Way
S-11	Courtney	YMCA Child Care	4,000,000	Salem YMCA
S-12	Boquist	Polk County Rural Broadband Enhancement Assistance	1,680,000	Polk County
		Yamhill County Rural Broadband Assistance	2,320,000	Yamhill County
S-13	Thatcher	SD13 Strong – Business & Community Recovery Coalition	3,335,000	Wilsonville Chamber in conjunction with 3 others (Chehalem Valley, Keizer, Sherwood)
		Sherwood/Wilsonville Broadband Infrastructure Expansion	665,000	City of Sherwood, an Oregon municipal corporation
S-14	Lieber	Beaverton YMCA Childhood Development Center	1,000,000	Beaverton YMCA
		Beaverton Homeless Shelter/Mental Health Court	2,244,000	City of Beaverton
		HomePlate Youth Services Drop-in Center	456,000	HomePlate Youth Services
		Forth Electric School Bus Pilot	300,000	Forth Mobility
S-15	Riley	North Plains Jessie May Community Park and Pedestrian Pathway Improvements	1,000,000	City of North Plains
		Hillsboro School District Electric Bus project	1,000,000	Hillsboro School District
		Habitat for Humanity	1,700,000	Habitat for Humanity
		Forest Grove senior center	300,000	Forest Grove Senior and Community Center
S-16	Johnson	Louisiana Avenue North/South Connection	400,000	City of Vernonia
		Scappoose Water & Wastewater Infrastructure	3,600,000	City of Scappoose

District	Member	Project	Amount	Recipient
S-17	Steiner Hayward	Oregon Jewish Museum & Center for Holocaust Education	400,000	Oregon Jewish Museum & Center for Holocaust Education
		Washington County Investments	2,155,000	PCC Rock Creek, Habitat for Humanity - Denney Gardens, Pat Reser Center for the Arts, and Tualatin Hills Parks and Rec. Dept.
		Reach Out and Read Program	195,000	Reach Out and Read
		Central City Respite Center & Recuperative Care	1,250,000	Central City Concern
S-18	Burdick	Downtown/Old Town Respite Center	1,000,000	Central City Concern
		Hopewell House	250,000	Friends of Hopewell House
		Just Compassion of East Washington County	2,000,000	Just Compassion of East Washington County
		Red Electric Trail Project	750,000	City of Portland Parks and Recreation
S-19	Wagner	South Metro Racial Justice and Equity Grant Program	600,000	MRG Foundation
		Hillsdale to Lake Oswego Trail	600,000	SW Trails, Portland Bureau of Transportation, Oregon Parks and Recreation Department
		Lake Oswego/ SW Portland Land for Affordable Housing	2,000,000	Habitat for Humanity Portland/Metro East
		SATF & OCADSV Violence Prevention Education Programs	800,000	Oregon Sexual Assault TF and the Oregon Coalition Against Domestic and Sexual Violence
S-20	Kennemer	Clackamas County Fairgrounds Livestock Barn and RV Park / Emergency Housing Center	3,040,800	Clackamas County Fair Improvement Foundation
		Business Recovery Centers of Clackamas County	700,000	Oregon City and Canby Area Chambers of Commerce and Business Recovery Centers
		Estacada Rural Fire District #69 - Wildland Fire and Emergency Medical Response Equip.	134,200	Estacada Rural Fire District
		Canby Fire District COVID Response Supplies	125,000	Canby Fire District
S-21	Taylor	Bowman Brea Park & Scott Park	1,250,000	City of Milwaukie
		Abandoned and Derelict Boats	1,000,000	Oregon State Marine Board
		Domestic Violence Support	500,000	Raphael House
		DVSA Housing Navigator	1,250,000	Department of Justice

District	Member	Project	Amount	Recipient
S-22	Frederick	NAYA/PCC Development, Head Start	1,500,000	Home Forward
		Airway Science for Kids Center for STEAM and CTE	1,000,000	Airway Science
		Modernize OJD electronic access to records	1,000,000	Oregon Judicial Department
		Kitchen and Culinary Academy Project	500,000	Portland Opportunities Industrialization
S-23	Dembrow	Multnomah County	2,320,000	Multnomah County
		PCC Cascade Campus Fire Science Program	330,000	Portland Community College
		Rahab's Sisters: Women's Center and Housing	350,000	Rahab's Sisters
		AYCO Dream	1,000,000	African Youth and Community Organization
S-24	Jama	Business Recovery Center's Technical Assistance, Support Services, and Grant Program	350,000	North Clackamas County Chamber of Commerce
		Rosewood Equitable Neighborhood Development	350,000	The Rosewood Initiative
		Sunflower Village	600,000	Hacienda Community Development Corp., Inc
		Economic Recovery, Affordable Housing Development and Community Resiliency Plan	2,700,000	MRG Foundation
S-25	Gorsek	East County Youth Support Project	2,220,000	Multnomah County
		Gresham Barlow District's School Based Health Center	500,000	Gresham Barlow School District
		Affordable Rents to College Students	280,000	College Housing Northwest
		IRetractable pool cover for MHCC pool and creation of Multicultural Diversity and Equity Center at MHCC	1,000,000	Mt. Hood Community College
S-26	Thomsen	Hood River County Fair Enhancement	538,100	Hood River County Fair
		Commercial Hangar at Ken Jernstedt Airfield /Anchor Way Multi-modal Street and Transit Improvement	500,000	Port of Hood River
		Business Recovery Center Enhancement	1,661,900	North Clackamas Chamber of Commerce
		Cascade Locks Business and Tourism Boost	1,300,000	Port of Cascade Locks
S-27	Knopp	Midtown Bicycle and Pedestrian Crossing	2,000,000	City of Bend
		Little Kits Early Learning	1,000,000	OSU-Cascades
		New well #9 City of Redmond	1,000,000	City of Redmond

District	Member	Project	Amount	Recipient
S-28	Linthicum	Crook County Infrastructure and Economic	1,500,000	Crook County Board of Commissioners
		Jackson County Infrastructure and Economic Dev.	300,000	Jackson County Board of Commissioners
		Klamath County Infrastructure & Economic	1,500,000	Klamath County Board of Commissioners
		Lake County Infrastructure and Economic	700,000	Lake County Board of County Commissioners
S-29	Hansell	East Umatilla Fire and Rescue, New Fire Station	3,900,000	East Umatilla Fire and Rescue (District)
		Wheat Research at the Columbia Basin Agricultural Research Center	100,000	Columbia Basin Agricultural Research Center of OSU's Agricultural Experiment Station
S-30	Findley	Vale Wastewater Treatment Facility	1,000,000	City of Vale
		John Day Wastewater Treatment Plant	1,500,000	City of John Day
		Jefferson Cty. Housing-Disadvantaged Community	750,000	The Jefferson County Faith Based Network
		Madras Industrial Grant Space	750,000	Jefferson County/City of Madras
H-1	Smith, DB	Lincoln School of Early Learning	100,000	Coquille School District
		Bandon Marina Redevelopment	1,300,000	Port of Bandon
		Central Curry Early Learning Center	250,000	Central Curry School District 1
		SAFTE - SW Achieves Fire Training Excellence, Charleston Trade School, OR Coast STEM Hub Career Connected Learning	350,000	SW Oregon Community College
H-2	Leif	Educational Technology for House Dist. 2 Schools	2,000,000	Douglas Education Service District (ESD)
H-3	Morgan	Rural Josephine County Library Building Projects	1,200,000	Josephine Community Library Foundation
		Josephine County Support Grants Project	600,000	Illinois Valley Community Development Organization (IVCDO)
		School WasteWater Treatment Facility	200,000	Three Rivers School District
H-4	Stark	Eagle Point Economic Revitalization Project	500,000	City of Eagle Point
		Southern Oregon Strong Business Success Grants	1,000,000	The Chamber of Medford & Jackson County
		City of Central Point - Urban Renewal/Economic Dev.	500,000	City of Central Point
H-5	Marsh	Talent Maker City Permanent Location	1,800,000	Talent Maker City (nonprofit)
		Applegate Valley Internet Accessibility	100,000	A Greater Applegate (nonprofit)
		Green Springs Fire Protection Engines	100,000	Greensprings Rural Fire District

District	Member	Project	Amount	Recipient
H-6	Wallan	MURA Liberty Park Sidewalk Construction	250,000	City of Medford
		Sidewalk Infill - Various near schools	1,000,000	City of Medford
		South Stage Road Overcrossing Phase 2	700,000	City of Medford
		United Way of Jackson County	50,000	United Way of Jackson County
H-7	Hayden	Special Districts Support Funds	800,000	Oregon Special Districts Association
		Lane County Support Funds	600,000	Lane County
		Douglas County Support Funds	400,000	Douglas County
		Umpqua Community College scholarships/support for students qualified for assistance in CDL training	200,000	Umpqua Community College
H-8	Holvey	Western Lane Emergency Response and Preparedness	375,000	Lane Fire Authority
		McKenzie River Finn Rock Restoration Project	325,000	Eugene Water and Electric Board (EWEB)
		Lane County Investments	1,300,000	Lane County
H-9	Wright	Port Purchase of former Coos Bay GP Site	2,000,000	Oregon International Port of Coos Bay
H-10	Gomberg	Lincoln City Cultural Center Plaza	900,000	Lincoln City Cultural Center
		Waldport Water Tank Seismic Retrofit & Recoating	600,000	City of Waldport
		Depoe Bay Restoration of Pilings and Docks	500,000	City of Depoe Bay
H-11	Wilde	Linn County Food Support - Sharing Hands	85,000	Sharing Hands, Inc.
		Creswell Broadband	80,000	City of Creswell
		Lane Community College Career & Technical Education	500,000	Lane Community College
		Lane County Investments	1,335,000	Lane County
H-12	Lively	Broadband Micro-Carrier Hotel Fiber Expansion	750,000	City of Springfield
		Springfield Essential Infrastructure Project	185,000	City of Springfield
		Long-Term Affordable Housing in Springfield	620,000	City of Springfield
		Manufactured Home Park Preservation	445,000	City of Springfield
H-13	Nathanson	Eugene Community Broadband Plan	150,000	City of Eugene
		Nonprofit Organization Support - Lane County	278,000	Lane County Dept. of Health & Human
		Looking Glass Homeless Youth Facility	310,000	Looking Glass Community Services
		Lane County Investments	1,262,000	Lane County

District	Member	Project	Amount	Recipient
H-14	Fahey	Nelson Place Townhomes	600,000	DevNW
		Public Health Equity and Resilience Grants Program	225,000	Lane County
		Lane County Investments	1,175,000	Lane County
H-15	Boshart Davis	Mid-Willamette Family YMCA	1,548,000	YMCA
		BGCA Capital Projects and Improvements	327,000	Albany Boys & Girls Club
		Waverly Satellite Site	125,000	Albany Boys & Girls Club
H-16	Rayfield	Benton County Crisis Respite Center	1,250,000	Benton County
		Affordable Housing Land Acquisitions	750,000	Linn-Benton Housing Authority
H-17	Cate	Santiam Canyon Wildfire Recovery and Public Safety	900,000	Marion County
		Community Improvements	235,000	City of Scio
		Cheadle Lake Trail System Expansion	325,000	City of Lebanon
		Linn County Public Safety Improvements	540,000	Linn County
H-18	Lewis	City of Silverton Police/City Hall Construction Project	500,000	City of Silverton
		City of Mt Angel Marquam SS Trunk Line Project	500,000	City of Mt Angel
		Molalla Forest Road Bike/Ped Path Project	500,000	City of Molalla
		Aurora City Well Project	500,000	City of Aurora
H-19	Moore-Green	City of Aumsville, Tower Well Project	300,000	City of Aumsville
		City of Turner, Burkland Pool	300,000	City of Turner
		Willamette Career Academy	150,000	Willamette Career Academy
		United Way of the Mid-Willamette Valley	1,250,000	United Way of the Mid-Willamette Valley
H-20	Evans	Mid-Willamette Valley Trolley	2,000,000	City of Monmouth
H-21	Clem	Salem Community Investment Fund	2,000,000	Marion County (Economic Development)
H-22	Alonso Leon	Legion Park Athletic Complex	1,004,300	City of Woodburn
		Salem Free Clinics - free clinic funding	172,000	Salem Free Clinics, 501(c)3
		Fire engine	323,700	Chemeketa Comm. Col. Brooks Training
		Community media and health care	500,000	Alianza Poder
H-23	Currently Unrepresented	8" Loop along Goucher Street	1,200,000	City of Amity
		Replace Existing 8" Transmission Pipeline	800,000	City of Amity

District	Member	Project	Amount	Recipient
H-24	Noble	CARES NW and the Family Justice Center	400,000	CARES NW
		A Family Place Child Abuse Prevention	250,000	A Family Place Relief Nursery Yamhill County
		Juliette's House Enhanced Services	600,000	Juliette's House Child Intervention Center
		Small Business Grant Program	750,000	City of McMinnville
H-25	Post	St. Paul Water System	696,000	City of St. Paul
		Butteville Landing	54,000	Friends of Historic Butteville Board
		City of Newberg	400,000	City of Newberg
		City of Keizer	850,000	City of Keizer
H-26	Neron	Just Compassion of East Washington County (Grayber-	500,000	Just Compassion of East Washington County
		Human Services Investments	400,000	Department of Administrative Services
		Municipal Grants- Broadband & Business Stabilization	1,000,000	City of Sherwood
		Public Health Outreach Van	100,000	Clackamas County Public Health
H-27	Schouten	Patricia Reser Center for the Arts	1,200,000	Beaverton Arts Foundation
		Beaverton YMCA Childhood Development Center	800,000	Beaverton YMCA
H-28	Campos	HomePlate Youth Services Drop-in Center	643,000	HomePlate Youth Services
		Beaverton Homeless Shelter	500,000	City of Beaverton
		Washington County Park Restroom Improvements	801,000	Washington County
		Children's Library at the Aloha Community Library	56,000	Aloha Community Library
H-29	McLain	Food Security for economically vulnerable immigrant families: Food access/infrastructure - Covid-19	160,000	Adelante Mujeres
		Centro Cultural Food Services Building	660,000	Centro Cultural
		Forest Grove Foundation Housing for Homeless	680,000	Forest Grove Foundation
		Bienestar Plaza Los Amigos	500,000	Bienestar, Inc.
H-30	Sollman	North Plains Jessie Mays Community Park and Pedestrian Pathway Improvements	800,000	City of North Plains
		Asian Pacific American Network of Oregon (APANO) Property Acquisition Fund	500,000	Asian Pacific American Network of Oregon (APANO)
		Family Promise Washington County House	500,000	Family Promise of Washington County
		Hillsboro Schools Foundation Bilingual Career Kits	200,000	Hillsboro Schools Foundation

District	Member	Project	Amount	Recipient
H-31	Witt	Fox Creek Culvert	100,000	City of Rainier
		Skyline Community Hall Retrofits	155,000	Skyline Grange #894
		Sauvie Island Fire District Improvements	930,000	Sauvie Island Fire District 30
		River Access Near NW 107th Ave/Community Center Earthquake Retrofit	815,000	Linnton Neighborhood Association
H-32	Weber	Anderson Creek Raw Water Transmission Main	400,000	City of Nehalem
		Well and Wastewater Treatment resiliency	820,000	City of Bay City
		Cannon Beach Resiliency Project	360,000	City of Cannon Beach
		Astoria Public Library Renovation	420,000	City of Astoria
H-33	Dexter	Asian Pacific American Network of Oregon (APANO) Property Acquisition Fund	450,000	APANO
		Beaverton Health Clinic & Support for Innovative Startups and Emerging Nonprofits	650,000	City of Beaverton
		Central City Concern Clinical Respite Center	700,000	Central City Concern
		Washington County Park Restroom Improvements	200,000	Washington County
H-34	Helm	Oregon Outdoor Recreation Stimulus	1,000,000	Oregon Department of Fish & Wildlife, Oregon Conservation and Recreation Fund
		Support for Innovative Startups and Emerging	200,000	City of Beaverton
		HomePlate Youth Services Drop-in Center	401,000	HomePlate Youth Services
		Washington County Park Restroom Improvements	399,000	Washington County
H-35	Grayber	Just Compassion of East Washington County	1,500,000	Just Compassion of East Washington County
		Broadway Rose Improvements	350,000	Broadway Rose Theatre Company
		Southwest Corridor Community Investment Trust Model Feasibility Study and Implementation	150,000	Southwest Corridor Equity Coalition
H-36	Reynolds	Street Roots Center	1,400,000	Street Roots
		Food Pantry - Emergency Food processing/distribution	100,000	Neighborhood House
		Open for Fall, Open for All	400,000	Portland State University
		Central City Concern Peer Respite Center	100,000	Central City Concern



District	Member	Project	Amount	Recipient
H-37	Prusak	Washington County Economic and Transit Support	500,000	Washington County
		Packed with Pride & Afterschool Homework & Social Support club	500,000	The Foundation for Tigard Tualatin Schools
		Tualatin Together	500,000	Tualatin Together
		West Linn and Lake Oswego Small Business Support	500,000	West Linn Small Business Recovery Center
H-38	Salinas	Hillsdale to Lake Oswego Trail	300,000	SW Trails, Portland Bureau of Transportation, Oregon Parks and Recreation Department
		Lake Oswego/ SW Portland Land for Affordable Housing	1,000,000	Habitat for Humanity Portland/Metro East
		South Metro Racial Justice and Equity Grant Program	400,000	MRG Foundation
		Partnership for Community Health Care and Education	300,000	Clackamas Volunteers in Medicine
H-39	Drazan	Wildland Fire & Emergency Medical Response	146,700	Estacada Rural Fire District #69
		Clackamas County Fairgrounds Livestock Barn Project	1,750,000	Clackamas Cty. Fair Improvement Foundation
		Canby Fire District COVID response supplies	103,300	Canby Fire District
H-40	Meek	Parrott Creek Child & Family Services	600,000	Parrott Creek Child & Family Services
		Gladstone and Oak Lodge Community Library	500,000	Clackamas County
		Partnership for Community Health Care and	300,000	Clackamas Volunteers in Medicine
		Business Recovery Centers of Clackamas County	600,000	Oregon City Chamber of Commerce and Business Recovery Center
H-41	Power	City of Milwaukie Neighborhood Park Development	1,000,000	City of Milwaukie
		Oak Grove Community Project	750,000	Clackamas County
		Sellwood Community House Capital Improvements	250,000	Sellwood Community House
H-42	Nosse	Regional Black Economic Prosperity Planning and Dashboard Development Process	100,000	National Association of Minority Contractors - Oregon
		Central City Concern Clinical Respite Center	950,000	Central City Concern
		Street Roots Center	950,000	Street Roots
H-43	Sanchez	Albina Head Start classrooms	300,000	Home Forward
		NAYA Family Center/Home Forward 42nd and Killingsworth Project	1,700,000	NAYA Family Center

District	Member	Project	Amount	Recipient
H-44	Kotek	Center for Black Excellence	250,000	Albina Vision Trust
		NAYA Capital Improvements	1,250,000	Native American Youth and Family Center (NAYA)
		Co-Located Early Childhood Classroom Space at N. Maryland Affordable Housing Development	500,000	Neighborhood House
H-45	Smith Warner	Central City Concern's Recuperative Care Program	800,000	Central City Concern
		NAYA Home Forward Workforce & Early Childhood Education Center	600,000	NAYA
		Mainspring	100,000	Mainspring
		Street Roots Renovation	500,000	Street Roots
H-46	Pham	APANO Property Acquisition Fund	1,600,000	APANO
		82nd Avenue Transportation Justice Advocacy Grants	225,000	Oregon Walks
		Community Safety Infrastructure Investments	100,000	Coalition of Communities of Color
		East Portland Community Placemaking Projects	75,000	City Repair Project
H-47	Valderrama	Asian Pacific American Network of Oregon (APANO) Property Acquisition Fund	350,000	APANO
		East Portland Community Prosperity Project: Small Business Development	500,000	Unite Oregon
		Rosewood Equitable Neighborhood Development	1,150,000	The Rosewood Initiative
H-48	Reardon	Leach Botanical Garden Historical Building Improvement	1,550,000	Leach Garden Friends
		Zenger Farms Capital Improvements	150,000	Friends of Zenger Farms
		MHCC Pool and Multi-Cultural Center	300,000	Mt. Hood Community College
H-49	Hudson	East County Food Pantry	10,000	East County Food Pantry
		Troutdale Terrace Food Assistance	6,000	Oregon Food Bank
		Aldercrest Apartments renovation	1,200,000	Human Solutions of Oregon
		Habitat for Humanity land purchase	784,000	Habitat for Humanity
H-50	Ruiz	Gresham-Barlow School Based Health Center Development	1,000,000	Gresham Barlow School District - Multnomah County School District
		City of Gresham Funding Project	700,000	City of Gresham
		MHCC Pool and Multi-Cultural Center	100,000	Mt. Hood Community College
		Youth Voice, Youth Vote: Youth Participatory	200,000	Participatory Budgeting Oregon

HB 5006 A

36 of 80

District	Member	Project	Amount	Recipient
H-51	Bynum	Friends of Baseball	100,000	Friends of Baseball
		Building United Futures Complex	800,000	The Black United Fund of Oregon
		Paramount Apartments	1,000,000	Albina Vision Trust
		Black Economic Prosperity Project/Regional Black Economic Prosperity Planning and Dashboard Development Process	100,000	National Association of Minority Contractors - Oregon
H-52	Williams	MHCC Pool and Multi-Cultural Center	1,000,000	Mt. Hood Community College
		Columbia Gorge Community College Child Care Center, Ag-Tech-Ed Study, and ECE Spanish GED Program	1,000,000	Columbia Gorge Community College
H-53	Zika	City of Redmond - Neighborhood Revitalization	1,000,000	City of Redmond
		REACH & Redmond Early Learning Center	200,000	REACH & Redmond Early Learning Center
		NeighborImpact	800,000	NeighborImpact
H-54	Kropf	City of Bend Low-Barrier Shelter	2,000,000	City of Bend
H-55	Breese-Iverson	Prineville N. Peters/N. Main Intersection Update	900,000	City of Prineville
		Lake County Rural Fire Protection	500,000	Lake County
		La Pine Highway 97 East Pedestrian Improvements	375,000	City of La Pine
		HD 55 Main Street Grants	225,000	Crook County Chamber of Commerce (HD 55)
H-56	Reschke	Klamath County Economic Development Association	1,000,000	Klamath County Economic Dev. Association
		South Central Oregon Economic Development District	1,000,000	S. Central Oregon Economic Dev. District
H-57	Smith, G	District 57 Community Development Fund	2,000,000	Port of Morrow
H-58	Levy	Union County Business Assistance Grant Program	500,000	Union County
		East Umatilla Fire and Rescue, New Fire Station	1,000,000	East Umatilla Fire and Rescue (District)
		Wallowa County Fairgrounds Project	500,000	Wallowa Cty. for the Wallowa County Fair
H-59	Bonham	Columbia Gorge Community College Child Care Center/ Family Child Care Program Renovation	1,000,000	Columbia Gorge Community College
		Smith Rock State Park Infrastructure Improvements & Terrebonne Road Interchange	1,000,000	Deschutes County

District	Member	Project	Amount	Recipient
H-60	Owens	Harney County Fairgrounds	1,000,000	Harney County
		Malheur County Fair Barn Replacement	455,000	Malheur County
		Unity Water Tower Replacement	500,000	Baker County
		Sumpter Valley Railroad upgrades	45,000	Sumpter Valley Railroad Restoration, Inc

### **Oregon Advocacy Commissions Office**

The Subcommittee approved an appropriation of \$228,372 General Fund for the Oregon Advocacy Commissions Office to hire one permanent, full-time Public Affairs Specialist 2 to engage with constituent communities.

### **Oregon Liquor Control Commission**

To finance construction of a new liquor distribution center and headquarters facility, the Subcommittee approved the cost of bond issuance and 2021-23 debt service for the Oregon Liquor Control Commission (OLCC) as follows:

- For purchase of land and warehouse construction, \$632,735 Other Funds expenditure limitation for cost of issuance and \$3.4 million Other Funds expenditure limitation for debt service.
- For information technology systems for licensing, enforcement, and distribution center sales and inventory management, \$390,000 Other Funds expenditure limitation for cost of issuance, and \$3.2 million Other Funds expenditure limitation for debt service.
- For an order fulfillment and conveyor system, \$175,000 Other Funds expenditure limitation for cost of issuance and \$896,730 Other Funds expenditure limitation for debt service.

The cost of the new facilities is estimated to total \$89.5 million. Bond authorization is provided in SB 5505 for the acquisition of property and construction of a new liquor distribution center and headquarters facility (\$52.5 million); a new distribution center sales and inventory management information technology system (\$27 million); and a conveyor and order fulfillment system for the new facility (\$10 million). Expenditure limitation for the land and construction and the conveyor system is included in SB 5506, the Capital Construction bill.

OLCC has been working with the Capitol Projects Advisory Board and the Department of Administrative Services on due diligence related to facility replacement and property acquisition. A market evaluation is scheduled to occur in the autumn of 2021, final site selection is projected to occur in April of 2022, and construction is anticipated to be completed in 2024.

The Subcommittee provided the following instruction to OLCC:

HB 5006 A

38 of 80

## **BUDGET NOTE**

Prior to disposition of its existing properties adjacent to McLoughlin Boulevard in Milwaukie, the Oregon Liquor Control Commission is directed to report to the Joint Committee on Ways and Means on plans for the sale and disposition of its existing distribution center, office headquarters, and Milport Road warehouse. The report shall include information on the zoning of the properties, submitted offers, real estate fees and commissions paid to contractors and real estate professionals engaged, conditions of sale, and listing price of the properties. In addition, the OLCC shall report on the new warehouse and headquarters location, purchase price, construction and relocation schedule; its interim operations plan including new leases and estimated costs; an overview of measures the agency will take to minimize disruption to licensees, contract liquor agents, and other stakeholders; and a summary of efforts to secure financial systems and data during the transition.

## **Public Employees Retirement System**

The Subcommittee approved \$16,792,238 Lottery Funds expenditure limitation for the Employer Incentive Fund to be used for a 25% state match program for employer side accounts, which are pre-paid employer contributions held in trust for the payment of employer contributions.

## **Department of Revenue**

A General Fund appropriation of \$292,002 was approved for the Department of Revenue to support one full-time Operations and Policy Analyst 4 position (1.00 FTE) in the Administration Division. The position will lead initiatives to improve the efficiency and effectiveness in the management of resources, lead analyses of systems and processes, and work with agency management to develop business cases and policy option packages.

A one-time General Fund appropriation of \$23.2 million was approved for the Department to make grants to counties for the reimbursement of lost tax revenue related to the 2020 wildfires. Distribution of these funds will be limited to counties included in Executive Order 20-60 that were impacted by the 2020 wildfires and that can demonstrate losses due to the September 2020 wildfires in property tax years beginning on or after July 1, 2020. For 2020-21, the following estimated amounts of lost tax revenues will be provided to the following counties:

- Lincoln: \$208,178
- Marion: \$715,634
- Clackamas: \$116,831
- Lane: \$579,208
- Linn: \$72,226
- Douglas: \$65,060
- Jackson: \$2,829,073

HB 5006 A

39 of 80

- Klamath: \$228,162

Prior to disbursement of funds by the Department, each county must apply by December 1, 2021, and annually thereafter. Applications must include a copy of a county ordinance or resolution authorizing the request and a sworn statement that the amount represents estimated revenue lost in that property tax year due to the September 2020 wildfires. The Department will review applications and distribute funds as requested by December 31st and each year thereafter. The Department is authorized to establish rules for the purposes of these distributions.

Other Funds expenditure limitation was increased by \$4,245,000 for expenditure of Article XI-Q Bond proceeds on the Electronic Valuation Information System (ELVIS) project authorized in SB 5506. The objective of this project is to modernize the various outdated appraisal systems and associated manual processes used by the valuation section. One Information Systems Specialist 7 (0.88 FTE) and one Information Systems Specialist 8 (0.88 FTE) are provided to support the system. The Department's General Fund appropriation for debt service and related costs was increased by \$672,270 for debt service for the 2021-23 biennium. Debt service is estimated to be \$1,349,060 for the 2023-25 biennium.

To address the Department's cost of implementing SB 139 relating to taxation, \$161,387 General Fund was approved for one permanent, part-time Tax Auditor 2 position (0.50 FTE) to answer questions from businesses and personal income taxpayers and assist with written objections related to the tax rate changes.

To address the Department's cost of implementing SB 727 relating to taxation, \$438,569 General Fund was approved for three positions (2.00 FTE). One permanent, full-time Tax Auditor 2 (1.00 FTE) was approved to assist with the implementation of the Business Alternative Income Tax (BAIT) and to answer technical questions. One permanent, part-time Data Entry Operator (0.50) was approved to key additional schedules and fields on paper returns into Quick Modules for processing into GenTax. One permanent, part-time Operations and Policy Analyst 3 (0.50 FTE) was approved for GenTax testing and business entity analysis.

To address the Department's cost of implementing HB 2433 relating to taxation, \$397,011 General Fund was approved for five positions (2.50 FTE). One permanent Administrative Specialist 2 position (0.50 FTE) was approved to provide clerical support, and four permanent seasonal Public Service Representative 3 positions (2.00 FTE) were approved to process Individual Taxpayer Identification Number filers.

### **Secretary of State**

The Subcommittee approved a total of \$2,474,287 General Fund and one limited duration Program Analyst 4 position (1.00 FTE) for the Elections Division. Of the total, \$2 million was added for grants to counties to address county elections offices equipment and technology needs. This includes, but is not limited to, updating voting machines, purchasing new processing equipment (ballot sorters, tabulator upgrades, postmark scanners, keyed locks, and equipment for implemented upgrades), video surveillance upgrades, ballot drop boxes, and software needed for implementation of risk limiting audits. In addition, \$120,000 General Fund was added for GIS interface updates needed to implement

HB 5006 A

40 of 80

a redistricting plan. The limited duration position is supported with \$354,287 General Fund and will assist with distributing resources to counties and addressing local county clerk redistricting needs.

### **Oregon State Library**

An increase in Federal Funds expenditure limitation of \$2,924,165 was approved for the State Library for the expenditure of American Rescue Plan Act (ARPA) funds for five focal project areas. These areas include connectivity; digital equity and inclusion; equity, diversity, inclusion, and antiracism; needs arising from the pandemic; and workforce development. These focal areas apply to the State Library's direct spending as well as subgrants provided to museums, tribes, and other entities. One Administrative Specialist position (1.00 FTE), supported with Federal Funds, is provided to help with the disbursement of ARPA funds.

### **Oregon State Treasury**

Nonlimited authority for the Trust Property programs was modified to include charges for investment-related transactions.

## **CONSUMER AND BUSINESS SERVICES**

### **Bureau of Labor and Industries**

A General Fund appropriation of \$2,310,459 was approved for the agency's role in the Fair Housing Enforcement Statewide Investment collaborative partnership between the Fair Housing Council of Oregon (FHCO), the Bureau of Labor and Industries (BOLI), the Department of Justice (DOJ), and other housing partners. This funding supports one Program Manager (1.00 FTE); Six Civil Rights Investigators (6.00 FTE) to support housing discrimination investigation in four priority regions; and one Training and Development Specialist (1.00 FTE) to provide statewide fair housing education and outreach.

### **Consumer and Business Services**

The Subcommittee approved the transfer of the Senior Health Insurance Benefits Assistance (SHIBA) program from the Department of Consumer and Business Services (DCBS) to the Department of Human Services (DHS). The intent of this transfer is to consolidate all the SHIBA funding and programs in DHS since that agency already has two of the three SHIBA-related federal grants. This transfer requires a \$1,813,619 Federal Funds expenditure limitation reduction to DCBS' budget and a reduction of two Program Analyst 2 positions (2.00 FTE) and two Public Service Representative 4 positions (2.00 FTE).

A technical adjustment was approved to accurately reflect the number of positions needed to support the new behavioral health treatment oversight requirements established in HB 3046 (2021). This adjustment adds one position to the three that are already approved.

A General Fund appropriation of \$10,678,004 was approved as part of the Wildfire Recovery Initiative. This funding is for a new grant program to incentivize residential and commercial fire hardening for rebuilding and repairing dwellings and other structures that were destroyed or damaged in the 2020 wildfires. Administration for the new grant program is capped at \$678,004. One Principal Executive Manager E (1.00 FTE) is also approved for the program.

The Subcommittee approved the transfer of the Compact of Free Association (COFA) Premium Assistance Program and health insurance exchange from the DCBS to the Oregon Health Authority (OHA) as described in SB 65 (2021). This transfer requires DCBS to reduce its Other Funds expenditure limitation by \$14,870,281 and eliminate 18 positions (18.00 FTE).

### **Mental Health Regulatory Agency**

The Mental Health Regulatory Agency provides administrative and regulatory oversight to two licensing boards that oversee mental health professions in the state, the Board of Psychology and the Board of Licensed Professional Counselors and Therapists. Due to legislative interest in gaining a better understanding of licensee demographics and increasing diversity of the mental health workforce, the Subcommittee approved \$300,000 General Fund and the following budget note:

#### **BUDGET NOTE**

The Mental Health Regulatory Agency shall engage a third party consultant to study the demographics of those individuals licensed by the boards and devise a plan to increase licensee diversity, including an examination of the boards' application processes, investigation of complaints and allegations related to application disclosures, and the boards' consideration of applicant character and fitness. A written report on the study and plan must be provided to the appropriate legislative policy committee(s) no later than December 31, 2022. The agency must also present this information to a subcommittee of the Joint Committee on Ways and Means during the 2023 legislative session.

## **ECONOMIC AND COMMUNITY DEVELOPMENT**

### **Oregon Business Development Department**

Anticipating the issuance of general obligation bonds for the seismic rehabilitation program at the Oregon Business Development Department (OBDD), the Subcommittee approved expenditure limitation of \$160 million Other Funds for program grants: \$110 million for public school



buildings and \$50 million for emergency services facilities. An increase in Other Funds expenditure limitation of \$2 million was approved for paying the cost of bond issuance.

The Subcommittee approved an increase of \$6,371,670 in the Department's General Fund appropriation for the payment of debt service on bonds issued for the seismic rehabilitation program.

A General Fund appropriation of \$4 million was approved for the Business Innovation and Trade Division to provide grants to local governments to aid in the short and long-term efforts to recover from the 2020 wildfire season. The total amount of funding represents the reestablishment of funding that was provided for this purpose by the Emergency Board in January 2020 but was unspent at the end of the 2019-21 biennium, plus an additional \$2 million due to anticipated program need. The funding is available for a variety of activities that include, but are not limited to, human resources, land use planning, infrastructure planning, FEMA recovery applications, building permit application processing, financial and administrative program support, and translation services.

The Subcommittee approved \$80,000 General Fund for the Infrastructure Division to distribute as a grant to Crawford Electric Company to reimburse the company for the cost of temporary power poles that the State of Oregon used immediately following the 2020 wildfires.

A total of \$4,238,074 General Fund was approved for the Department's Infrastructure Division to make grants to specific local governments for financial assistance for their building and planning departments' staffing needs. The individual recipients are:

- Lane County \$755,319
- Linn County \$275,000
- Lincoln County \$190,000
- Douglas County \$375,000
- Marion County \$975,000
- Jackson County \$710,000
- City of Talent \$280,000
- City of Phoenix \$677,755

The Subcommittee approved an appropriation of \$772,000 General Fund for making grants to the following entities for staffing and operational needs associated with the 2020 wildfire season:

- City of Gates \$251,000

- City of Detroit               \$521,000

An allocation of \$275,722,721 American Rescue Plan Act State Fiscal Recovery Funds (Other Funds) was approved for the Department to make grants to local governments in the following amounts, for the critical drinking water, storm water, and sanitary sewer projects identified below:

- \$2,923,500 for the City of Mill City storm drainage improvements
- \$2,694,953 for Hood River waterfront stormwater line
- \$2,640,125 for the City of Elgin wastewater collection system
- \$14,700,000 for the City of Sandy wastewater treatment plant
- \$50,000,000 for Marion County North Santiam septic to sewer project
- \$3,000,000 for the City of Turner water pipe project
- \$100,000 for the City of Vale wastewater treatment facility headworks improvements
- \$2,790,000 for the City of Astoria 16th St distribution waterline replacement
- \$2,930,000 for the City of Astoria Pipeline Road waterline resilience
- \$10,000,000 for the City of Clatskanie - waste water treatment plant
- \$5,260,000 for the Lyons-Mehama Water District tank and pipeline project
- \$2,425,798 for the Port of Toledo sanitary sewer extension to Hwy 20
- \$974,850 for the City of Waldport water tank project
- \$2,000,000 for the Arch Cape Domestic Water Supply District Arch Cape Forest project
- \$4,860,000 for the City of Astoria wastewater treatment plant headworks improvement project
- \$5,530,000 for the City of Echo water system improvements
- \$1,500,000 for the City of Echo wastewater system improvements
- \$10,545,543 for the City of Aurora wastewater treatment plant facility
- \$4,284,203 for the City of Aurora water storage tank and pump station
- \$3,200,000 for the Crane Union School District 1J Crane community water and sewer system
- \$250,000 for the City of Arlington Columbia River municipal pump station
- \$65,000 for the City of Arlington wastewater facilities plan
- \$12,000,000 for the City of Tillamook water transmission line replacement
- \$1,140,000 for the Mapleton Water District water infrastructure projects
- \$14,628,685 for the City of Lakeside wastewater treatment plant replacement

HB 5006 A

44 of 80

- \$10,000,000 for the City of Scappoose water infrastructure projects
- \$2,500,000 for the City of Aumsville water system improvements
- \$12,000,000 for the City of Philomath water treatment plant and reservoir construction
- \$900,000 for the Wasco County Soil and Water Conservation District Mosier Million #2 well replacement project
- \$835,000 for the Crescent Sanitary District wastewater collection system
- \$5,800,000 for the City of Carlton wastewater treatment plant
- \$15,500,000 for Lane County McKenzie River Valley drinking water and wastewater system replacements
- \$1,800,000 for the Panther Creek Water District water reservoir replacement
- \$15,000,000 for Lincoln County Panther Creek septic and stormwater systems
- \$3,000,000 for the City of Detroit drinking water system
- \$3,000,000 for the City of Ashland for Talent, Ashland, and Phoenix intertie improvements
- \$500,000 for Lincoln County well repair
- \$25,000 for the City of Gates water meter replacement
- \$5,000,000 for the City of Phoenix Charlotte Ann Water District disbanding transition costs
- \$3,000,000 for the City of Powers sewer collection system and sewer plant
- \$1,570,064 for the City of Roseburg stormwater system improvements
- \$200,000 for Cave Junction water distribution center
- \$2,500,000 for the City of Mosier wastewater treatment plan update
- \$3,000,000 for the City of Nyssa water system expansion
- \$2,700,000 for the City of Medford SW Medford water and sewer infrastructure
- \$950,000 for the City of Redmond Skyline Village affordable housing sewer
- \$10,500,000 for the City of Corvallis Rock Creek transmission main
- \$15,000,000 for the Lakeview water treatment facility

The Subcommittee approved an increase of \$15 million Other Funds expenditure limitation for the Infrastructure Division to provide grants for levee projects from the net proceeds of Lottery Bonds authorized to be issued and deposited in the fund during the upcoming biennium.

Additionally, the Subcommittee approved adjustments to the agency's Nonlimited Other Funds budgeted expenditures that produced a net increase of \$90 million. Increases were made for net Lottery bond proceeds of \$50 million to be deposited in the Special Public Works Fund from authorized bond issues in the upcoming 2021-23 biennium. Another \$50 million General Fund was appropriated for deposit in the Special Public

Works Fund, and \$10 million of net proceeds of Lottery Bonds was approved for deposit in the Brownfields Redevelopment Fund. These increases are offset by a reduction of \$20 million Nonlimited Other Funds that had been provided in the agency's budget bill (HB 5023) in error.

The \$50 million General Fund deposited in the Special Public Works Fund provides loans and grants for publicly owned facilities that support economic and community development in Oregon. Funds are available to public entities for planning, designing, purchasing, improving, and constructing publicly-owned facilities.

An increase of \$20 million Other Funds expenditure limitation was approved for the Infrastructure Division to grant funding to the City of Salem for a drinking water system project. The expenditure is supported by bond proceeds.

Other Funds expenditure limitation was increased by \$50 million for the Business Innovation and Trade Division to provide grants to local independent movie theaters and entities in Oregon's live events industry to support their recovery from business closures due to the pandemic. Approximately \$5 million is intended for distribution to small and community movie theaters. Remaining funds are to be distributed to support the live events industry, including live event operators, music, cultural and community venues, and other entities supporting live events. Grants made to organizations for subsequent distribution to individual entities are eligible for administrative costs related to the distribution of funding. All qualifying entities are required to self-certify as to the need being directly related to the COVID-19 pandemic.

The Subcommittee approved \$25 million General Fund to support flexible grants to public and/or private entities for projects targeted at facilitating private investment in Oregon, with a focus on leading or emerging business sectors. The funding is intended to complement efforts under other OBDD programs or funds. Examples of potential uses include public infrastructure such as rail, road, docks, terminal, or airport improvements; power infrastructure; natural resources/wetland mitigation; and other projects enabling investment and long-term public return and benefit. Private sector projects might involve areas such as manufacturing, emerging energy, environmental, supply chain, and feedstock development.

The Department will need to set up the program and create rules prior to awarding grants. If statutory language or further legislative direction is needed to implement the program, OBDD will work with the Legislature to obtain these; depending on requirements, this may mean program initiation may be delayed until the latter half of the biennium.

The Subcommittee approved increases in Other Funds expenditure limitation totaling \$9,149,378 for the Department's Arts and Cultural Trust to distribute grants funded by the issuance of Lottery Bonds for cultural facilities as follows:

- \$750,000 for the Maxville Heritage Interpretive Center - Preservation of Maxville Townsite
- \$2,000,000 for the Artists Repertory Theatre
- \$600,000 for the Josephy Center for Arts and Culture

- \$295,000 for the Eastern Oregon Regional Theatre - Baker Orpheum Theatre Restoration
- \$1,250,000 for the Chehalem Cultural Center - Performing Arts Wing
- \$750,000 for the Siletz Tribal Arts and Heritage Society
- \$1,600,000 for the Jon G. Shedd Institute for the Arts
- \$600,000 for the Little Theatre on the Bay - Liberty Theatre Expansion
- \$304,378 for the Columbia River Maritime Museum - Lightship Columbia Preservation
- \$1,000,000 for the Portland Art Museum - Rothko Pavilion

The Subcommittee approved an increase in expenditure limitation of \$10 million Other Funds for the Infrastructure Division to make grants for county fair capital improvements.

Increases in Other Funds expenditure limitation of \$1,254,312 for the Infrastructure Division and \$361,350 for the Arts and Cultural Trust were approved by the Subcommittee for payment of costs associated with the issuance of Lottery Bonds. Also approved was an increase of \$6,905,674 Lottery Funds expenditure limitation for the Infrastructure Division to pay debt service on Lottery Bonds.

Other Funds expenditure limitation of \$120 million was established for the Department's Operations Division for expenditure of American Rescue Plan Act (ARPA) Capital Projects Funds received by the Oregon Department of Administrative Services and transferred to the Department for deposit in the Broadband Fund. Monies in the fund can be used to provide grants or loans through the Oregon Broadband Office and for the administrative costs of the office. Eligible uses of the grants and loans include projects for the planning and development of broadband service infrastructure, digital literacy, digital inclusion, and digital adoption.

The Subcommittee approved budget adjustments to allow the Department to expand staffing capacity. These adjustments include: Lottery Fund expenditure limitation increases of \$1,387,837 for the Operations Division and \$480,743 for the Business Innovation and Trade Division. General Fund is increased by \$85,845 for the Business Innovation and Trade Division and \$219,660 for the Infrastructure Division. Other Funds expenditure limitation is increased by \$272,00 for the Operations Division, \$461,286 for the Business Innovation and Trade Division, and \$219,660 for the Infrastructure Division. For the Operations Division, the establishment of 8 positions (8.00 FTE) are authorized including a human resources analyst, an accounting technician, two procurement and contract specialists, two information technology specialists, and two public affairs specialists. For the Business Innovation and Trade Division, the establishment of 5 positions (5.00 FTE) are authorized that include three regional project managers, a loan specialist, and a program analyst. The Subcommittee also authorized the establishment of a federal grant manager position (1.00 FTE) and an operations and policy analyst (1.00 FTE) in the Infrastructure program.

The Subcommittee approved an increase in Lottery Funds expenditure limitation for the Film and Video Office of \$112,500 for program enhancements. The Film and Video office will use \$60,000 of the funding for workforce development and paid placement programs; \$22,000 for

regional festival and event sponsorship support; \$3,500 for travel and accommodation costs; \$23,000 for special events, a residency program, and regional office support; and \$4,000 for business recruitment.

Increased Lottery Fund expenditure limitation of \$1.6 million was approved for the Infrastructure Division to provide a grant to the Port of Port Orford for the Seafood Hub Redevelopment Project. The project centers on the creation of a seawater system that would allow the Port to provide sustainable operational support to the fishing fleet, facilities for on-site marine research, and ocean-related recreational opportunities. Additional funding to support the total project cost of \$7,657,020 includes \$5,275,020 from the U.S. Economic Development Administration and \$800,000 in local funds.

Interest earnings on general obligation bond proceeds produced \$5,800 that is available to offset General Fund for debt service. The subcommittee approved the establishment of an Other Funds expenditure limitation of \$5,800 for the use of these interest earnings on debt repayment.

The Subcommittee approved an increase of \$500,000 Other Funds expenditure limitation for the Business Innovation and Trade Division to make grants from the Oregon Rural Capacity Fund established in HB 2345 (2021). The fund is for making grants to Economic Development Districts to assist rural jurisdictions in learning about, applying for, and managing grants and other funding opportunities that can be used to support workforce, infrastructure, economic development, and community development.

Expenditure limitation of \$10 million Other Funds was approved for the Business Innovation and Trade Division to make grants from the Disadvantaged and Emerging Small Business Loan Fund established in HB 2266 (2021), in conjunction with the establishment of a direct loan program for making loans to eligible business that have been certified by the Certification Office for Business Inclusion and Diversity and have been referred to the department by a technical assistance provider.

The Subcommittee approved an increase in expenditure limitation of \$10 million Lottery Funds for the Business Innovation and Trade Division to provide a grant to Oregon21, LLC for the direct costs of the World Track and Field Championship.

### **Employment Department**

Other Funds expenditure limitation is increased by \$872,278 to accommodate administrative expenses of the Employment Department related to carrying out the provisions of SB 172 (2021) which limits the window in which non-fraudulent overpayments can be recovered from a claimant to five years and creates the ability for certain overpayments to be waived. Notification procedures and changes to automated systems require support for 10 limited duration Revenue Agent 1 positions (5.00 FTE) in the 2021-23 biennium associated with this work. Personal services costs are \$647,578 and services and supplies costs are \$180,000.

## **Housing and Community Services Department**

The Subcommittee approved \$30 million General Fund on a one-time basis for the Housing and Community Services Department (HCSD) to compensate landlords for 100% of missed rental payments for applications submitted to the Landlord Compensation Fund for rent owed between April 1, 2020 and the date of the landlord's application through June 30, 2021, subject to availability of funds. These funds can also be used to complete compensation payments for applications approved prior to passage of SB 278. Any amount remaining unallocated upon closure of the application portal and disbursement of funds is not intended to be carried forward into future biennia.

An additional \$5 million General Fund is appropriated to the Department on a one-time basis for a grant to Home Forward to make distributions to landlords who delayed termination notices or eviction proceedings pursuant to section 9 of SB 278 (2021). Landlords can apply for this compensation if they can demonstrate that they waited at least 60 days to receive rent payments from a tenant who was denied rental assistance. Home Forward is responsible for primary program design, with HCSD providing application verification information. Up to 10% of the appropriation can be used by Home Forward for administrative costs or those of its subcontractors; separate accounting and reporting mechanisms are to be maintained for this program.

A one-time General Fund appropriation of \$2 million was approved for the Department to make a grant to SquareOne Villages for a shared equity affordable homeownership pilot project. Upon awarding the grant, the Oregon Housing Stability Council may request information from SquareOne Villages regarding description of the project, number of units, characteristics of housing built and populations served, other financing partners, and evaluation of outcomes.

Proceeds from the sale of \$410 million in Article XI-Q bonds will be used by the Department to develop affordable housing units and supportive housing units for Oregonians who have experienced chronic homelessness. The LIFT program produces approximately 750 units of affordable housing for every \$100 million in funding. Of the total amount of bond proceeds, \$60 million is intended to fund applications submitted in the 2019-21 biennium that would have been successful candidates for project funding but for the fact that available funding was insufficient to meet demand. An estimated \$50 million in bond proceeds will be directed toward construction of approximately 350 units of housing with supportive services for very low-income Oregonians who require tenancy services and rental assistance to remain stably housed. General Fund of \$1.6 million is included for supportive services and rental assistance payments associated with those units, based on the timing of bond issuance and units ready for occupancy in the 2021-23 biennium. Supportive services and rental assistance on these units is anticipated to cost \$15.5 million General Fund in the 2023-25 biennium; coupled with service and rent assistance for units constructed with bonds authorized in 2019-21 biennium, the total "service dollars" costs are expected to reach \$28.7 million in 2023-25. Expenditure limitation for cost of bond issuance in 2021-23 was approved in the amount of \$3,490,000 Other Funds, General Fund debt service was increased by \$21.4 million, and administrative costs to develop the units total \$2,037,700 Other Funds expenditure limitation. Eleven positions (10.25 FTE) are needed for accounting, compliance, underwriting, and reporting.

HB 5006 A

49 of 80

To capitalize revolving loans that can be used by developers of low-income housing to purchase land or naturally-occurring affordable housing, the Subcommittee approved \$30 million General Fund on a one-time basis. The Department will use this revolving loan fund to support the long-term affordable rental housing needs of Oregonians who have been historically rent-burdened or underrepresented in home ownership. A portion of these loan funds are intended to be awarded to applicants who have demonstrated experience or expertise in serving these communities.

To preserve an estimated 1,600 units of existing affordable housing, the Subcommittee approved \$100 million General Fund. This funding can be used for publicly supported affordable housing, properties with federal project-based rental assistance contracts, rent subsidies, manufactured dwelling parks, and properties undergoing recapitalization.

The Subcommittee approved \$3 million General Fund on a one-time basis to provide a grant to a not for profit organization to develop or improve infrastructure for a manufactured dwelling park in Springfield Oregon. The Department will require the organization receiving the grant to provide a report to the agency that includes information on accounting and the use of grant money, identification of other funding to support the project, and resources provided to park residents.

General Fund of \$225,953 was approved for the Department to study and make legislative recommendations on the incorporation of a Regional Housing Needs Analysis into state and local planning programs. The funds will support a position (1.00 FTE) to conduct stakeholder outreach and engagement and data improvement, with the goal of developing a legislative proposal for incorporation of a regional housing needs analysis into future state and local planning processes.

#### **BUDGET NOTE**

The Housing and Community Services Department is directed to work with the Department of Land Conservation and Development to provide an initial legislative report no later than February 1, 2022 and a final legislative report no later than December 31, 2022 on efforts to develop a legislative proposal for incorporation of a regional housing needs analysis into future state and local planning processes.

The Subcommittee approved Other Funds expenditure limitation of \$4.5 million for rental assistance payments associated with a long-term rental assistance program established in HB 2163 (2021). The program is for rental assistance payments to individuals age 25 and younger who are or have recently been homeless, in substitute care, incarcerated, or in a facility for mental health or dependency treatment. One Operations and Policy Analyst position (1.00 FTE) is authorized to develop and manage the program. General Fund to support the program was included in HB 2163 on a one-time basis.

For wildfire recovery efforts, the Subcommittee approved \$100.4 million General Fund for construction, rebuilding, and financing initiatives for wildfire survivors. Two positions (1.76 FTE) were authorized to support these initiatives. Other Funds expenditure limitation of \$50.8 million

HB 5006 A

50 of 80



(including \$780,071 for cost of bond issuance) will allow the Department to acquire land for rebuilding efforts, as well as to provide interim housing for those displaced by wildfires. Debt service on these bonds is \$2.2 million Lottery Funds for the 2021-23 biennium.

### **Department of Veterans' Affairs**

Other Funds expenditure limitation of \$6,113,208 was established for distribution of Lottery bond proceeds for the veterans' affordable housing project, including \$113,208 for bond issuance costs. Lottery Funds debt service of \$499,184 was established for the 2021-23 biennium and is estimated to be \$993,687 in the 2023-25 biennium.

The Subcommittee approved \$175,000 Lottery Funds expenditure limitation on a one-time basis for the Veteran Educational Bridge Grant Program. These grants are designed to provide some support to student veterans that find themselves unable to complete their academic programs on time due to the unavailability of a required class.

## **EDUCATION**

### **State School Fund**

The Subcommittee approved a reduction of \$27,849,006 General Fund, an increase of \$219,059,876 Lottery Funds, and an increase of \$8,789,130 Other Funds from the Fund for Student Success for the State School Fund. This change reflects the final balance of use of available Lottery Funds across the entire state budget as well as the most recent forecast of the Fund for Student Success related revenues. This assumes no transfer of Education Stability Fund resources to the State School Fund and brings the total funds State School Fund amount to \$9.3 billion.

### **Oregon Department of Education**

The Subcommittee approved \$125 million Other Funds expenditure limitation for the Oregon School Capital Improvement Matching program (OSCIM). The proceeds of the sale of Article XI-P general obligation bonds authorized in SB 5505 are used for grants to school districts which match the grant with proceeds of locally issued bonds for the construction and improvement of school district buildings and property.

The Subcommittee approved \$17.5 million Other Funds expenditure limitation for Lottery Bond proceeds authorized in SB 5534 for deposit into the Connecting Oregon School Fund (COSF) for expanding Internet connectivity in schools and maximizing the use of available federal resources. The agency will use COSF to provide state grants to districts that are successful in applying for federal E-rate funding from the Universal Service Administrative Company (USAC) for special construction projects. These projects will provide new or improved existing internet connectivity for schools in which the federal E-Rate funding would typically provide between 60-80% of project costs. ODE will provide state grants for up to 10% of project costs which will leverage an additional matching federal contribution, which may enable sufficient funding to pay for the entire cost of the project. Projects in which federal and state resources do not fully fund a project will be the responsibility of the district to provide through

HB 5006 A

51 of 80

other resources. State funding will be allocated through a formula that prioritizes schools based on income levels; rural and remote areas of the state; and the current type of internet connectivity and download speeds. ODE estimates these funds will leverage up to an additional \$70.8 million in resources for 40 to 60 projects that focus on improving both schools and district-wide area network connectivity.

Three capital projects were approved for the Oregon School for the Deaf to be financed with Article XI-Q bonds. There is a total of \$666,308 General Fund designated for debt service on these bonds during 2021-23. The projects are for remodeling restrooms to bring them to ADA standards, fire alarm system replacement, and upgrades of windows.

A total of \$1,459,142 Other Funds expenditure limitation was approved for the cost of issuance of general obligation (SB 5505) and Lottery bonds (SB 5534). These include the costs for bonds issued for the Oregon School Capital Improvement Matching program (Article XI-P bonds), projects for the Oregon School for the Deaf (Article XI-Q bonds) and for Broadband Connecting Oregon Schools grants (Lottery bonds). An Other Funds debt service expenditure limitation was established for \$330 to use Other Funds savings to offset the need for General Fund to pay for debt service on outstanding general obligation bonds.

A one-time \$500,000 General Fund appropriation was approved for a study of the impacts of State School Fund spending and to determine if this spending pattern results in disparities between students who are black, indigenous or people of color (BIPOC) and those who are not BIPOC students. The Oregon Department of Education will award a contract to an experienced researcher who has done research on exploring and modeling education finance policy and practice including research on the effects of fiscal policies and implications on resources at the school and classroom levels. The researcher awarded the contract should have completed at least one multi-year study of weighted student funding. The Department is to provide support and data for the researcher(s). The Department should also appoint an advisory committee with representatives from various educational advocacy and community groups with experience working with historically underserved students. This committee is to review variations in school level spending across multiple types of expenditures across 25 school districts, and to review the proportion of diverse teachers and students. The Department is to submit a report with the results and findings of the study and advisory committee by December 15, 2022.

Funding and Other Funds expenditure limitation was approved for the provisions of HB 3073 (2021), which establishes the new Department of Early Learning and Care (DELIC), eliminates the existing Early Learning Division of the Oregon Department of Education, transfers the Employment Related Day Care (ERDC) program to the new DELIC effective July 1, 2023, and makes policy and eligibility changes to the ERDC program. In this bill, there is \$3.5 million General Fund appropriated to the Oregon Department of Education for 14 positions (12.92 FTE) hired before March 1, 2020 necessary to establish the new agency and develop its payment systems, accounting structures, Information Technology systems, employee hiring processes, and other activities. The funding for these positions is for the full 2021-23 biennium. A special purpose appropriation to the Emergency Board of \$5.1 million General Fund is included for the costs of staff hired after March 1, 2020 and other costs of the new agency. Finally, an Other Funds expenditure limitation increase of \$95 million is provided to the Department of Human Services for

HB 5006 A

52 of 80

ERDC costs including a new co-pay policy. These Other Funds for the ERDC program are resources transferred from the Early Learning Division/DELC and include American Rescue Plan Act funding specifically for early learning and child care related spending.

SB 5513 (2021), the budget bill for the Oregon Department of Education, includes \$9 million General Fund for preschool program spending during the 2021 Summer months. This funding is part of the \$250 million Summer Learning initiative passed in HB 5042 earlier in the 2021 legislative session. The budget report for HB 5042 included specific allocations of \$6 million for the Preschool Promise, Oregon Prekindergarten, and Early Learning Equity Fund programs. Based on the applications for this funding, the Early Learning Division has determined that the allocations in the HB 5024 budget report will result in not all of the funding for the Oregon Prekindergarten and the Early Learning Equity Fund being spent and insufficient funding for the Preschool Promise program to meet the volume of applications. Given this situation, the Subcommittee instructed the Early Learning Division to adjust the allocations among the three programs to maximize the amount of funding awarded to providers.

#### **Higher Education Coordinating Commission**

After the passage of SB 5528 (2021), the budget bill for the Higher Education Coordinating Commission (HECC), it was discovered that the appropriations for Public University Statewide Programs and Statewide Public Services programs were mistakenly switched in the amendment. This measure includes a \$103,420,570 General Fund decrease in the Public University Statewide Programs appropriation (section 1(8) of SB 5528) and a corresponding increase in the appropriation for the Statewide Public Services (section 1(9) of SB 5528) to correct the error.

Other Funds expenditure limitation of \$5 million was approved for the Financial Management Information System, or FAMIS, project which is financed with the proceeds from the sale of Article XI-Q Bonds. The FAMIS project will replace out-of-date existing systems supporting the student financial aid programs of the Commission. Better student access to assistance, security issues, and the need for a more web-based system are just a few of the factors driving the need for this project. The project has approval for an early bond sale requiring debt service for 2021-23; the Subcommittee approved \$867,805 General Fund to pay that expense.

An additional bond financed project received approval for an early bond sale requiring debt service for 2021-23. This is the Oregon Manufacturing Innovation Center's Research and Development Center for Additive Manufacturing Innovation Phase II project. This project requires \$773,239 General Fund for debt service in 2021-23.

The Subcommittee approved Other Funds expenditure limitation of \$7,003,106 for the cost of issuance for bonds authorized in SB 5505 (Article XI-G, XI-Q, XI-F bonds) and in SB 5534 (Lottery Bonds) for public universities, community colleges, and for HECC. Other Funds expenditure limitation of \$530,575 was approved for debt service on general obligation bonds issued on behalf of community colleges. These Other Fund resources will offset General Fund in the same amount for payment of the debt service. Nonlimited Other Funds debt service is reduced by

\$10.3 million for savings generated from the refunding of Article XI-F bonds issued for the benefit of public universities and the Oregon Health and Science University.

The Subcommittee approved \$5 million General Fund for distribution to five programs or organizations that assist college-going individuals or those considering post-secondary education. Each of these programs will receive \$1 million in one-time funding:

- ASPIRE, which is a mentoring based program, will use the funds to expand the number of ASPIRE sites across the state and increase the size of the participation grants to expand their college and career preparation resources, transition activities, career training resources, and staff/volunteer training.
- College Possible is a program designed to reduce barriers to students in accessing post-secondary education, especially students from underserved backgrounds. This \$1 million grant will assist the organization to serve the 1,150 students currently in the program and will increase the number of students served by 25%. Several school districts have expressed interest in partnering with College Possible for programming and this will increase the ability to meet those requests.
- The Oregon TRIO Association (TRIO) promotes educational equity, access, and opportunity for underrepresented students. This funding will be used for three initiatives: (1) a study abroad/exchange scholarship program for low-income students; (2) a “Last Mile” scholarship fund targeted to post-secondary students who are at risk of having to drop out in their last year before graduation; and (3) to provide grant-writing training to organizations to increase the number of TRIO programs in targeted areas.
- Advancement via Individual Determination (AVID) is a program to prepare middle and high school students for success in four-year post-secondary institutions. Funding will be used for professional development for over 400 educators to assist their students, and to expand the AVID College Readiness System to an additional two to three rural school districts.
- Build EXITO, the National Institutes of Health’s Building Infrastructure leading to Diversity (BUILD) initiative in Oregon, is an undergraduate research training program for students. This funding will increase the organization’s recruitment efforts with partner community colleges in the metro area, provide sophomore research preparation for 400 students, and recruit professional research mentors at the Oregon Health & Science University and Portland State University.

SB 551 (2021) appropriated \$12.9 million General Fund for the costs of providing health care insurance for part-time faculty at community colleges and public universities. The General Fund appropriation was for deposit in the Part-Time Faculty Insurance Fund created in the measure. After review of SB 551, it was determined that Other Funds expenditure limitation was required to actually spend money out of this new fund; the Subcommittee approved an Other Funds expenditure limitation increase of \$12.9 million for HECC for this purpose.

SB 762 (2021) appropriated \$10 million General Fund to provide resources for the Oregon Conservation Corps program. The program is established to reduce the risk of wildfires, assist in the creation of fire-adapted communities, and engage youth and young adults in workforce training. The General Fund appropriation was to the Oregon Conservation Corps Fund created in SB 762. After review of that bill, it was

determined that Other Funds expenditure limitation is required to spend money out of this new fund. The Subcommittee approved an Other Funds expenditure limitation increase of \$10 million for the Higher Education Coordinating Commission for this purpose.

The Commission recently changed the Student Success and Completion funding model which is used to distribute the Public University Support Fund to the state's seven public universities. One outcome of that change was to remove two programs at Oregon State University (OSU) from the formula, the Veterinary Diagnostic Laboratory and the Facilities Maintenance resources for facilities at OSU that are used by the Experiment Station, the Extension Service, and the Forest Research Laboratory. When this action was taken, the amounts used in the 2021-23 budget were not adjusted for inflation. The Subcommittee recognized this need and increased the Public University Statewide Program budget by \$162,753 General Fund for the Veterinary Diagnostic Laboratory and the appropriation for Statewide Public Services by \$236,922 General Fund for the OSU facilities maintenance.

Two projects were approved for funding from the American Rescue Plan Act State Fiscal Recovery Funds. These funds will be transferred from the Department of Administrative Services to the agency to be spent as Other Funds and be distributed to the appropriate institution. The two projects are:

- A one-time grant of \$3.5 million to Southern Oregon University (SOU) to demolish Cascades Hall, a former dormitory that is currently being used primarily for storage and flex space. The Cascades Hall building is estimated to have a deferred maintenance backlog totaling \$12 million and demolition is more cost effective than renovation. SOU anticipates the removal of the facility will result in operations and maintenance savings due to the reduction in utility costs.
- A one-time grant of \$636,812 for Umpqua Community College (UCC) for land movement reparation for a large and dangerous slide and sink hole. Since UCC's property insurance does not cover land movement, the reparation would have left a large deficit in the college's finances. UCC will start the project as soon as funds become available.

The Subcommittee approved a number of projects that are part of the Public University Statewide Programs budget unit. These projects are:

- A total of \$5.5 million General Fund for a one-time distribution to Oregon Institute of Technology (OIT) for the Center of Excellence in Applied Computing and for expanding health-related clinical and laboratory facilities. OIT will use \$3 million to establish the new Center of Excellence and support the hardware, software, and related resources for the Center. Students will be trained in the new Center through targeted certificate and degree programming. The remaining \$2.5 million is for rural health initiatives starting in Southern Oregon. Programming will be in the areas of dental hygiene, applied behavior analysis, applied psychology, and the new doctoral program in physical therapy. Funds will be used for clinical and laboratory facilities.

- One-time funding of \$1 million General Fund is approved for distribution to Portland State University (PSU) for the Center for Women's Leadership. This funding is to support the New Leadership Oregon Program and will be used for student scholarships and activities to formalize a sustainable and expanded long-term future for the Center.
- In the 2019-21 budget for Public University Statewide Programs, the funding for the Dispute Resolution program was reduced. A \$349,000 General Fund increase will restore this reduction, bringing the total funding for the Dispute Resolution program to \$2,921,696 General Fund.
- One-time funding of \$427,083 General Fund was approved for distribution to Oregon State University (OSU) for a study to: (a) identify practical techniques for painting wind energy facilities that are scientifically shown to increase the visibility of the facilities to birds and prevent avian deaths; (b) evaluate the suitability of the techniques identified for use at wind energy facilities in the state; and (c) evaluate the feasibility of implementing the techniques in a manner that complies with any applicable requirements of the Federal Aviation Administration. OSU should consult with the Oregon Department of Energy in undertaking this study. The study must also discuss the potential effects that the practical techniques identified may have on wildlife in this state other than birds. OSU shall report the study's findings to the interim committees of the Legislative Assembly related to agriculture and natural resources.

The Subcommittee approved projects that are part of the Statewide Public Services budget unit. These projects are:

- A one-time grant of \$150,000 General Fund for the Berry Research Initiative program located at the North Willamette Regional Extension Center. This program does research on cost-effective agricultural planting, growing, and harvesting. The funding will enable the program to assist strawberry growers with focus on invigorating the fresh-market industry for sustainability-minded growers. The funding will also enable four students to be mentored and contribute to research projects under the program.
- General Fund in the amount of \$2,680,000 for a one-time distribution to Oregon State University Wine Research Institute to increase its capacity to test more wine grapes, fruits, and other agricultural products that have been subject to smoke from wildfires. This testing provides growers with information on how severely their grapes or fruits have been impacted by wildfire smoke and whether they should be harvested and processed into wine. A portion of these funds will be used to enable research on wildfire smoke damage on agricultural products, and a portion will be used to remodel space for an analytical smoke research laboratory and for testing equipment, laboratory technicians, and support staff.

## HUMAN SERVICES

### Oregon Health Authority

The Subcommittee approved a General Fund appropriation of \$145,714 for the Oregon Health Authority (OHA) for one-time costs associated with pharmacist training and related activities by the Oregon State University College of Pharmacy. These costs result from the university's implementation of chapter 95, Oregon Laws 2019, which authorizes pharmacists to prescribe and dispense emergency "bridge" refills of insulin and related devices.

The budget includes \$300,000 General Fund and one position (1.00 FTE) for OHA to study behavioral health services provided by other state agencies. The subcommittee approved the following instruction related to this investment.

### BUDGET NOTE

The Oregon Health Authority (OHA) shall study the behavioral health structures for services provided through state agencies and whether the structure adequately meets the current needs of the state as identified by the Alcohol and Drug Policy Commission strategic plan and the State Health Improvement Plan. OHA shall analyze the cost required to meet projected unmet needs, current revenue sources, and additional revenue options, including, but not limited to, taxes related to alcohol, income, and telecommunications. OHA shall report its findings to an interim committee of the Legislative Assembly related to behavioral health no later than February 1, 2022.

The budget includes \$958,626 General Fund and \$117,250 Other Funds expenditure limitation for debt service and cost of issuance of general obligation bonds for capital projects approved for the Oregon State Hospital (OSH). The approved projects include a new well water treatment facility and replacement of automated dispensing cabinets for prescription drugs. For cash-funded capital projects at OSH, the budget includes \$2.3 million, which is available from the federal American Rescue Plan Act, for deferred maintenance in Salem and Pendleton and equipment replacement in Salem and Junction City.

The budget includes the following adjustments to support OHA's cost of implementing policy bills passed late in the legislative session:

- \$14.9 million Other Funds expenditure limitation and 18 positions (18.00 FTE) for the transfer of the Health Insurance Marketplace from the Department of Consumer and Business Services to OHA (SB 65);
- \$5 million General Fund for developing behavioral health quality incentive metrics and other behavioral health system improvements (HB 2086);
- \$20.3 million Other Funds expenditure limitation for the Behavioral Health Housing Incentive Fund (HB 2316); and

- \$780,457 General Fund and four positions (2.84 FTE) for the review of health care mergers, acquisitions, and affiliation transactions (HB 2362).

The Subcommittee approved a budget-neutral reduction of \$300 million General fund and an increase in Other Funds expenditure limitation in the same amount in order to use federal American Rescue Plan Act State Fiscal Recovery Funds received by the Department of Administrative Services and transferred to the Oregon Health Authority for maintaining health-related services at the Oregon State Hospital.

### **Department of Human Services**

The Subcommittee approved an increase in Federal Funds expenditure limitation of \$1.8 million for the Department of Human Services (DHS) and authorized four positions (4.00 FTE) to administer the Senior Health insurance Benefits Assistance Program (SHIBA), which is being transferred to DHS from the Department of Consumer and Business Services.

For administering shelter and feeding services for wildfire survivors, the Subcommittee approved \$76,488,018 General Fund on a one-time basis and authorized nine limited-duration positions (7.50 FTE). Of this amount, \$75 million is for programmatic expenditures and \$1,488,018 supports the limited-duration positions.

The Subcommittee approved a total of \$5.8 million General Fund for nutrition and anti-hunger programs, including \$4 million for Double-up Food Bucks, \$150,000 for the Oregon Hunger Task Force, and \$1.7 million for the Oregon Hunger Response Fund. Additionally, \$14 million Other Funds expenditure limitation was approved to allow the agency to use one-time federal American Rescue Plan Act State Fiscal Recovery funds received by the Department of Administrative Services and transferred to DHS for emergency food supply stabilization.

This measure includes an increase of \$99,503 Other Funds expenditure limitation for the DHS Aging and People with Disabilities program to allow the Department to hire one new permanent, full-time Administrative Specialist 3 position (0.50 FTE) to assist with the Senior Emergency Medical Services Innovation Program established by HB 2397 (2021). Position costs are funded through the DHS Quality Care Fund.

SB 5529, the primary 2021-23 budget bill for the Department of Human Services, includes a total of \$131 million total funds (\$44.3 million General Fund) for implementation of new rate models for Intellectual and Developmental Disabilities services. Effective July 1, 2021, a portion of the funds will be used to provide an across-the-board 3.2% rate increase. Effective July 1, 2022, the balance of the funds will be used to implement the new rate models at 80% of cost. The intent of the following budget note is to direct DHS to fully fund the new rate models at 100% of cost, which has an estimated additional 2021-23 cost of \$55.3 million total funds (\$28.5 million General Fund).

### **BUDGET NOTE**

HB 5006 A

58 of 80



The Department of Human Services' Office of Developmental Disabilities Services (ODDS) is directed to fully fund the new rate models that go into effect on July 1, 2022. As this action is intended to strengthen and enhance Home and Community Based Services, the ODDS shall use funds made available through the temporary 10% FMAP increase to cover the 2021-23 costs required for implementation, unless the U.S. Centers for Medicare and Medicaid Services determines this to be an ineligible use of those funds, in which case the Department is directed to submit a request to the Emergency Board for the required funding. It is the Legislature's intent to fully fund provider rates for adult and children's group home services, day support services, employment services, attendant care, supported living, and non-medical transportation.

SB 749 (2021) appropriated \$467,993 General Fund, along with \$253,709 Federal Funds expenditure limitation and \$10,660 Other Funds expenditure limitation, to the DHS for the implementation of a new program to register providers of residential care referrals (referral agents). Because of how the agency accounts for shared services, funding authorization should also include a corresponding Other Funds expenditure limitation in DHS Shared Services. After review of SB 749, it was determined that this Other Funds expenditure limitation was inadvertently omitted from SB 749. The Subcommittee approved an Other Funds expenditure limitation increase of \$628,913 for DHS to correct this omission.

Other Funds expenditure limitation of \$95 million was approved for Employment-Related Day Care (ERDC) costs, including a new co-pay policy. The source of Other Funds for the ERDC program is funding transferred from the Department of Education's Early Learning Division and includes American Rescue Plan Act funds specifically for early learning and child care related spending.

## JUDICIAL BRANCH

### Oregon Judicial Department

The Subcommittee approved \$721,500 General Fund for two new statutory circuit court judgeships (1.50 FTE) in the eleventh Judicial District and Deschutes County, for a total of nine circuit court judges for the district. The judgeships are statutorily-established in HB 3011 (2021). The judgeships would begin on January 1, 2022. County government will assume facility (courtroom and office space) and associated costs for the judgeships and staff. Additionally, the Subcommittee approved \$867,280 General Fund for six permanent full-time positions, including one Judicial Assistant, one Courtroom Clerk, and one back-office Clerk for each newly established judgeship (5.00 FTE). Judicial staff would begin on November 1, 2021.

The Subcommittee approved \$1.2 million General Fund on a one-time basis and authorized eight limited duration positions (6.58 FTE) for the expungement of criminal records for marijuana infractions.

For the non-bondable costs of capital construction projects, the Subcommittee approved, on a one-time basis:

- \$5 million Other Funds expenditure limitation for the Supreme Court Building. The revenue source is the American Rescue Plan Act State Fiscal Recovery Funds received by the Department of Administrative Services and transferred to the Judicial Department.
- \$250,000 of Other Funds expenditure limitation for the cost of issuing general obligation bonds for the Supreme Court Building Renovation. The revenue source is from the bond proceeds.
- \$3.5 million Other Funds expenditure limitation for planning and costs associated with replacement of the Curry County Courthouse. The revenue source is the American Rescue Plan Act State Fiscal Recovery Funds received by the Department of Administrative Services and transferred to the Judicial Department.
- \$169,827 Other Funds expenditure limitation for planning and costs associated with replacement of the Crook County Courthouse. The revenue source is the American Rescue Plan Act State Fiscal Recovery Funds received by the Department of Administrative Services and transferred to the Judicial Department.

The Subcommittee approved the following Other Funds expenditure limitations for the Oregon Courthouse Capital Construction and Improvement Fund and both state and local matching funds, with the difference between the state and local match related to the cost of bond issuance that is paid as part of the state match:

Courthouse Project	State Match	Local Match	Total
Benton County	\$20,730,000	\$20,383,129	\$41,113,129
Linn County	\$16,110,000	\$15,900,000	\$32,010,000
Crook County	\$11,885,000	\$11,700,000	\$23,585,000
Clackamas	\$1	\$1	\$2

The revenue to support state matching funds is General Obligation bonds (Article XI-G) authorized in SB 5505 (2021). The timing of the issuance of the bonds will occur late in the 2021-23 biennium and, therefore, there is no associated General Fund debt service related to the issuance for the 2021-23 biennium.

The Subcommittee provided the following instruction to the Judicial Department about the Clackamas County Courthouse project.

#### **BUDGET NOTE**

The Oregon Judicial Department (OJD), in coordination with Clackamas County, is requested to submit a report to the Joint Committee on Ways and Means, prior to the legislative session in 2022, on the design, build, finance, operation, and maintenance public-private partnership (P3) agreement(s) for the Clackamas County Courthouse, as well as the funding agreement between OJD and Clackamas County, related to constitutional and statutory requirements for state support and local matching funds for the Oregon Courthouse Capital Construction and Improvement Fund (OCCCCIF). The report is to include, but not be limited to:

- the legal sufficiency of the Clackamas County public-private partnership agreement(s), from the state's perspective, pertaining to funding agreement requirements;
- estimated total cost of ownership to construct, occupy, and maintain the Clackamas County Courthouse;
- affirmation of county ownership of the Clackamas County Courthouse building and property;
- a final master funding agreement; and
- a long-term flow-of-funds for state and local matching deposits into, and withdrawals from, the OCCCIF.

The report may also include recommendations for statutory changes related to public-private partnership agreement(s) and the OCCCIF. The submission of this report is a prerequisite for the consideration of supplemental Other Funds expenditure limitation for the Clackamas County Courthouse project.

## LEGISLATIVE BRANCH

### Legislative Administration Committee

Funding is provided to the Legislative Administration Committee (LAC) for the Document Publishing and Management System (DPMS) project, including Other Funds expenditure limitation in the amount of \$4,310,000 for the cost of issuing general obligation bonds and for project costs. In addition, \$663,587 General Fund is provided to LAC for debt service on bonds issued during the 2021-23 biennium for the DPMS project.

## NATURAL RESOURCES

### Department of Agriculture

The Subcommittee approved several General Fund increases for the Department of Agriculture (ODA), totaling \$2,501,685. First, \$200,000 General Fund was added for the predator control program, which provides pass-through money to the U.S. Department of Agriculture Wildlife Services for predator control services in partnership with the Department of Fish and Wildlife and Oregon counties. This funding is provided on a one-time basis. Next, \$450,000 of one-time General Fund was provided for additional funding for the Department's Noxious Weed Control Program. Additionally, \$468,311 General Fund and the establishment of two permanent full-time positions (2.00 FTE) was approved for the Native Plant Conservation Program. The two Natural Resources Specialist positions will function as a Lead Botanist and a Conservation Biologist for the program and will allow for more focus on the administrative needs of the program and the development of State projects.

Finally, the Subcommittee approved two General Fund increases as part of a statewide investment in water-related priorities. First, \$883,374 General Fund and a permanent full-time Natural Resource Specialist 3 (0.92 FTE) was added to support water quality work in small watersheds. Part of this work includes land condition assessments for compliance with agricultural water quality rules. Of the amount provided, \$650,000

HB 5006 A

61 of 80

will be used to contract with local partners, like Soil and Water Conservation Districts or watershed councils, to provide technical support to local landowners. Secondly, \$500,000 of one-time General Fund was approved to continue work related to the State's groundwater management areas (GWMA). The Department will use \$250,000 of this amount to contract with a facilitator to coordinate a task force around the Lower Umatilla Basin GWMA with state agencies and local partners. The other \$250,000 of one-time funds will be used to complement existing research the Department is doing related to fertilizers and nitrate levels that are impacting groundwater.

### **Department of Energy**

The Subcommittee approved funding for two new grant programs to be operated by the Department of Energy in 2021-23. First, a one-time General Fund appropriation of \$10 million was provided for the solar rebate program established in HB 2618 (2019). The \$10 million will be deposited into the Rooftop Solar Incentive Fund for the issuance of rebates and to pay for implementation and administration of the solar rebate program. Of the \$10 million, almost \$9.2 million is available for rebates through Special Payments with \$803,822 estimated for administration. The Department will hire three limited duration positions, a half-time Program Manager 3 and two Office Specialist 2 positions (2.50 FTE). Personal Services costs are anticipated to be \$364,182, with \$439,640 for services and supplies that include IT upgrade and indirect costs. This program was previously provided \$2 million of one-time General Fund in 2019-21.

Second, the Subcommittee approved \$10,831,296 General Fund for the Department to establish a new grant program designed to incentivize residential and commercial energy efficiency for 2020 wildfire survivors who are rebuilding and repairing dwellings and other structures that were destroyed or damaged in the 2020 wildfires. Of the total, \$10 million is provided for grants and \$831,296 General Fund is for administration of the program. The Department will hire three full-time limited duration positions, an Accounting Tech 3 and two Program Analysts, along with utilizing existing personnel to assist with program establishment, implementation and oversight.

The Subcommittee approved \$247,974 Other Funds expenditure limitation for the Department to conduct the study on small scale renewable energy projects that is outlined in HB 2021 (2021). The position authority for this study, an Economist 4, was provided in the budget report for HB 2021, however the Other Funds limitation provided in that measure is solely related to the Community Renewable Energy Project grant program established in the bill. The Economist position tasked with doing this study should not be paid from administrative grant funds but with Other Funds from the Department's Energy Supplier Assessment revenue.

The Subcommittee approved \$3.5 million for General Fund debt service to cover bond payments due in April 2022 and 2023 for the Small-Scale Energy Loan Program (SELP) Fund. This debt service is due to losses sustained from loans dating back to 2007. The total projected overall cash flow shortfall in the SELP Fund is currently around \$5 million but is dynamic and may be reduced further based on revenue received.

## **Department of Environmental Quality**

The Subcommittee approved several General Fund appropriations totaling \$4,339,481 to the Department of Environmental Quality (DEQ). First, as part of an overall statewide investment in water-related priorities, \$350,000 General Fund was provided to begin initial scoping and design of a database framework of water and infrastructure data. While this is provided as a one-time appropriation, this is likely to become a significant information technology project, which will need to be reviewed by the Legislative Fiscal Office and the State Chief Information Office as part of the Stage Gate process. DEQ will need to develop a funding request for further development of this database framework.

Also included is \$420,099 General Fund to backfill the costs of positions within DEQ's Section 401 Hydropower Program. This program, named after Section 401 of the federal Clean Water Act, issues certifications for hydroelectric projects as part of a licensing process in conjunction with the Water Resources Department for hydroelectric water rights. Fee revenue for this program was insufficient to maintain operations, so a fee increase had been proposed in HB 2143 (2021). However, the increase to the annual fees in that measure were amended to not take effect until the 2023-25 biennium, resulting in a revenue shortfall for DEQ. This one-time General Fund has been provided in order to maintain operations through the 2021-23 biennium until the fee increase becomes effective.

Additionally, \$569,382 General Fund was approved on a one-time basis to cover the administrative costs of a new financial assistance program that will provide funding to public agencies or qualified institutions for the repair, replacement, upgrade, or evaluation of residential or other on-site septic systems. The Department will hire two full-time limited duration positions, a Program Analyst 2 (1.00 FTE) and a Natural Resource Specialist 4 (1.00 FTE), to provide funding coordination, oversight, outreach, and assistance to local entities. DEQ will need to determine the most efficient and effective method of distribution for this financial assistance program, intended to assist wildfire impacted communities, including the possibility of providing low-interest loans, forgivable loans, or, potentially, grants. The funding for this financial assistance program will come from the Department of Administrative Services through a revenue transfer of federal American Rescue Plan Act State Fiscal Recovery Fund monies. The Subcommittee approved \$15 million of Other Funds expenditure limitation for this program. Because federal ARPA funding can be spent through 2026, it is anticipated that DEQ will need to request General Fund and position authority to continue administering the program for the 2023-25 biennium and beyond if necessary.

Finally, \$3 million of one-time General Fund was provided for DEQ's cost share with the Federal Emergency Management Agency for the hazardous waste and structural debris clean up related to the 2020 wildfires.

The Subcommittee approved \$4.3 million Other Funds expenditure limitation to expend a portion of the proceeds from \$10 million in Article XI-H general obligation bonds requested in SB 5505 (2021). The bond proceeds will replenish the Orphan Site Account which is used to fund investigations and cleanup at sites where parties who are responsible for the pollution are unknown, unable or unwilling to perform cleanup-related work. The Orphan Site Account is also used to meet Oregon's obligations at federally funded Superfund sites. Oregon must contribute 10% of the Environmental Protection Agency's cleanup costs and pay 100% of long-term maintenance costs at federally funded Superfund sites. DEQ typically spends the proceeds over two consecutive biennia before making another request for additional Orphan Site bonds. Of the

HB 5006 A

63 of 80

limitation provided, \$300,000 is for costs of issuing the bonds. Also approved is \$395,030 General Fund for the debt service associated with the bonds, which are scheduled to be sold in May 2022 and March 2023.

Finally, the Subcommittee approved the reduction of \$300,000 Other Funds intended for the cost of bond issuance that was mistakenly included in SB 5516 (2021), the Department's budget bill, under the Debt Service section. The limitation for the cost of issuance is appropriately included above, along with the \$4 million in bond proceeds, within the Land Quality program where it will be expended.

### **Department of Fish and Wildlife**

The Subcommittee approved several General Fund appropriations for the Department of Fish and Wildlife totaling \$1,776,635. First, one-time General Fund of \$545,000 was provided for deposit into the Conservation and Recreation Fund established by HB 2829 (2019) in order to match expected donations, from sources other than a government entity that are received into the fund in the 2019-21 biennium. This estimate is based on anticipated donations expected to be received by June 30, 2021. If the amount of donations falls short of this appropriation, the difference can be applied to the General Fund that is being set aside by the Emergency Board through HB 2171 (2021) to match, up to \$1 million, donations received in 2021-23. A corresponding increase in Other Funds expenditure limitation of \$1,090,000 was also approved to allow the Department to spend the monies that have been deposited into the fund. Next, \$200,000 General Fund was approved for the predator control program, which provides pass-through money to the U.S. Department of Agriculture Wildlife Services for predator control services in partnership with the Department of Agriculture and Oregon counties. This appropriation is considered one-time only, with a similar one-time appropriation provided to the Department of Agriculture.

Additionally, the Subcommittee approved \$585,056 General Fund and position authority for three permanent full-time Natural Resource Specialist 2 positions (3.00 FTE) for the Western Oregon Streams Restoration program. The positions and funding will restore the program's capacity to provide technical support for the implementation of habitat restoration projects in western Oregon. The program was reduced in 2017 due to General Fund shortfalls. Included in the total is \$80,970 in services and supplies. Finally, \$446,579 General Fund was added on a one-time basis for the payment of debt service associated with Article XI-Q General Obligation bonds to finance \$5 million of capital improvement projects on non-hatchery related facilities. The Subcommittee also approved \$105,000 Other Funds expenditure limitation for the cost of issuance related to the bonds. The \$5 million Other Funds expenditure limitation is provided in the Capital Construction bill (SB 5506). Finally, the Subcommittee approved \$5 million of Other Funds expenditure limitation in order to expend federal American Rescue Plan Act Coronavirus State Fiscal Recovery Fund monies, that will be received by the Department of Administrative Services and transferred to the Department for funding of fish screens and fish passage projects.

## **Oregon Department of Forestry**

General Obligation bonds that are authorized to be issued in the 2021-23 biennium are anticipated to produce \$4,820,722 in net proceeds to address maintenance needs of facilities owned by the Department of Forestry. This amount represents 2% of the replacement value of these facilities. The Subcommittee approved an increase of \$4,820,722 Other Funds Capital Improvement expenditure limitation for the Capital Improvement program for the expenditure of the bond proceeds. An increase in the Other Funds expenditure limitation for the Agency Administration program of \$64,229 was approved for the cost of bond issuance. For the Debt Service program, the General Fund appropriation is increased by \$260,395 and Other Funds expenditure limitation is increased by \$255,807 for the payment of debt service related to the bonds.

The Subcommittee approved the establishment of a \$5 million General Fund appropriation to the Department's Private Forests Division to provide grants to plant nurseries to develop tree seedling capacity in order to increase the supply of tree seedlings for replanting needs due to the 2020 wildfire season.

Also approved was an increase of \$49,196 Other Funds expenditure limitation for the Department's Agency Administration Division, to pay issuance costs for bonds that will be issued to replace the agency's facility in Toledo, Oregon. General Fund for the Debt Service program was increased by \$105,260 and Other Funds expenditure limitation is increased by \$146,257 for debt service.

To support rangeland protection associations, the Subcommittee approved \$666,937 General Fund in the Fire Protection Division and authorized the establishment of three positions (2.25 FTE). Senate Bill 590 (2021) expands the definition of rangelands to include those lands that are used primarily for cultivating crops. Including these lands will allow for additional associations to be formed, providing access to assistance programs from the State Forester with organizing, training, acquisition of equipment, and insurance obligations.

The Subcommittee approved increases of \$686,300 General Fund and \$457,530 Other Funds expenditure limitation, and authorized establishment of three permanent full-time positions (3.00 FTE) for the Department's Private Forests Division. The three positions, a riparian and aquatic monitoring specialist, a forest roads specialist, and a geotechnical specialist, will support the administration of the Forest Practices Act and provide technical assistance to forest landowners to ensure sound forest management and ecological protection.

## **Department of Geology and Mineral Industries**

The Subcommittee approved \$328,710 General Fund for the Department of Geology and Mineral Industries to align the budget and actual expenditures with the appropriate source of funding for payment of State Government Service Charges. The Department's budget had assumed that these charges would be paid with a mix of General Fund, Other Funds, and Federal Funds. However, the Other Funds and Federal Funds that the Department receives are related to specific projects or grants and, therefore, are not eligible to be used for payment of these central-service charges. With the additional General Fund, there is a corresponding reduction to Other Funds expenditure limitation of \$173,464 and to Federal Funds expenditure limitation of \$155,246.

HB 5006 A

65 of 80

## **Department of Land Conservation and Development**

The Subcommittee approved \$2,205,418 General Fund on a one-time basis and authorized one permanent position (1.00 FTE) for the Department of Land Conservation and Development (DLCD) to provide assistance and grants to local governments for planning and capacity-building related to the assessment of housing need, increasing housing supply and choice (particularly middle housing), including studies of infrastructure constraints, and support of local housing coordinators.

Additionally, the Subcommittee approved \$1,306,912 General Fund on a one-time basis for DLCD to study and make legislative recommendations, in consultation with the Housing and Community Services Department, on the incorporation of a Regional Housing Needs Analysis (RHNA) into state and local planning programs. The Subcommittee authorized one limited duration position to support this work. The approved funding includes \$1,146,100 for studies and stakeholder outreach to examine the following areas: (1) data needed, including but not limited to race/ethnicity, to improve estimations of housing need; (2) definition of “regions” in the state; (3) how a RHNA can be used to address equity, discrimination, and segregation in housing supply; (4) incorporation of a RHNA into the projection of local housing need as well as those actions and policies adopted to address housing shortages; and (5) any other issues appropriate to the implementation of the RHNA.

## **BUDGET NOTE**

The Department of Land Conservation and Development, in consultation with Oregon Housing and Community Services, shall provide an initial legislative report no later than February 1, 2022 and a final legislative report no later than December 31, 2022 on efforts to develop a legislative proposal for incorporation of a regional housing needs analysis into future state and local planning processes.

## **Land Use Board of Appeals**

The Subcommittee approved a one-time General Fund appropriation of \$50,000 for the Agency to begin the business systems analysis, requirements gathering, and business case development work needed to develop and implement an electronic filing and case management system.

## **Oregon Parks and Recreation Department**

For the Oregon Main Street Program, the Subcommittee approved \$10,214,553 Other Funds expenditure limitation in the Department’s Community Support and Grants program. The Division will spend \$10 million in net proceeds from Lottery bonds on the program and \$214,553 on cost of bond issuance. Lottery Funds expenditure limitation is increased by \$414,812 for the payment of debt service.



The Subcommittee approved an increase of \$750,000 Other Funds expenditure limitation in the Department's Central Services Division, for the cost of bond issuance of General Obligation bonds for State Parks capital improvement and renewal projects. The bonds will be used to finance improvements to facilities in multiple Oregon state parks. The projects include improvements or replacements to facilities and related infrastructure such as buildings, water systems, septic and sewer systems, electrical systems, restroom and shower facilities, as well as modernizing and expanding campgrounds. The Subcommittee also established a \$2,232,560 General Fund appropriation for payment of debt service associated with the bonds.

General Fund of \$316,480 and the authorization of one limited-duration Operations and Policy Analyst position (0.88 FTE) for the Department's Director's Office was approved by the Subcommittee. The funding supports the position and provides for contracted consulting services to enable the agency to establish statewide standards for the design of recreation projects as directed by House Bill 2171 (2021). A portion of the funding supports travel and other expenses of the Outdoor Recreation Advisory Committee.

### **Department of State Lands**

The Subcommittee approved \$1.1 million Other Funds expenditure limitation for the Department of State Lands to make grants from the Oregon Ocean Science Trust Fund established by ORS 196.567. This grant program provides competitive grants in consultation with the Oregon Coordinating Council on Ocean Acidification and Hypoxia as described in House Bill 3114 (2021).

### **Oregon Watershed Enhancement Board**

The Subcommittee approved a total of \$19,750,000 General Fund for three grant categories to address wildfire recovery and restoration activities in affected areas of the state on a one-time basis. An additional \$670,000 General Fund and three limited duration positions (3.00 FTE) was provided to the agency to pay the operational and administrative costs of overseeing the grants. The three positions are an Operations and Policy Analyst 4, Natural Resource Specialist 4, and an Accountant 1. The three grant categories are detailed below.

- \$10 million General Fund was approved for OWEB to make grants for riparian and upland restoration, protection of water quality. Grants in this category will focus on restoring riparian and upland areas via broadly applied restoration approaches such as replanting. OWEB will leverage its granting infrastructure to develop a focused restoration grant offering, with an emphasis on upland and riparian plantings and associated treatments, during the 2021-23 biennium for areas impacted by the 2020 wildfires. These grants will support work by eligible local partners to restore riparian and upland areas in locations that will pose substantial threats to water quality due to post-fire erosion if not restored. The grant-making process will prioritize areas where water quality impacts could negatively affect drinking water supplies and/or important aquatic habitat. Process steps will include project solicitation using a tailored grant application, evaluation by an interagency team of experts,

grant award, project implementation, and post-project reporting about outputs and outcomes related to the project's success at addressing post-fire natural resources concerns and community benefits associated with the project.

- \$5 million General Fund was authorized for OWEB to make grants for floodplain restoration and reconnection. Grants in this category will focus on more complex projects that restore and reconnect rivers to floodplain areas, re-establishing hydrologic and ecological functions in ways that help reduce post-fire impacts. OWEB would leverage its granting infrastructure to develop a focused restoration grant offering, with a focus on restoring and reconnecting floodplain areas, during the 2021-23 biennium for areas impacted by the 2020 wildfires.
- \$4 million General Fund was approved for OWEB to pass-through to the Eugene Water and Electric Board (EWEB) for restoration and targeted acquisition of high-priority McKenzie riparian/floodplain properties. This funding will support work by EWEB, in coordination with its local partners, to restore and/or acquire riparian and floodplain areas to reduce risks from post-fire impacts.

### **Water Resources Department**

The subcommittee approved a \$250,000 General Fund appropriation to the Water Resources Department (WRD) for distribution as a grant to the Nesika Beach Ophir Water District. The District currently serves approximately 560 connections which includes mostly residential homes and some businesses. The funds will be used to extend a water pipeline to a new firehouse near Ophir.

The Subcommittee approved an increase of \$40,598,860 in Other Funds expenditure limitation established in the Department's Technical Services Division to make grants and loans and to pay the cost of bond issuance of Lottery Bonds. Bond proceeds will be deposited into the Water Supply Development Fund established under section 3, chapter 784, Oregon Laws 2013. Of the total, \$30 million Other Funds expenditure limitation is for Water Supply Development grants and loans to evaluate, plan, and develop in-stream and out-of-stream water development projects that repair or replace infrastructure to increase the efficiency of water use; provide new or expanded water storage; improve or alter operations of existing water storage facilities in connection with newly developed water; create new, expanded, improved, or altered water distribution, conveyance, or delivery systems in connection with newly developed water; allocate federally stored water; promote water reuse or conservation; provide streamflow protection or restoration; provide for water management or measurement in connection with newly developed water; and, determine seasonally varying flows in connection with newly developed water. Other Funds expenditure limitation in the amount of \$10 million is for bond proceeds allocated to the fund for the Deschutes Basin Board of Control Piping Project. The funding will be combined with additional state, local, and federal funds to allow the Board of Control to pipe currently open canals. The remaining \$521,689 is for the payment of bond issuance costs.

HB 5006 A

68 of 80

Additionally, an increase of \$28,443,481 Other Funds expenditure limitation was established for the Department's Technical Services Division to make grants and loans and to pay the cost of bond issuance of Lottery Bonds. Bond proceeds will be deposited into the Water Supply Fund established by section 10, chapter 906, Oregon Laws 2009. Of the total increase, \$443,481 is for the cost of bond issuance and \$14 million is for a grant to the Wallowa Lake Irrigation District for the rehabilitation of the Wallowa Lake Dam. The remaining \$14 million is for a grant to the City of Newport for remediation of the Big Creek Dams, including design, environmental permitting, and construction of a seismically sound replacement dam.

The Subcommittee approved an increase of \$3,514,230 Lottery Funds expenditure limitation for the Department to pay debt service on Lottery bonds anticipated to be issued during the 2021-23 biennium.

The Subcommittee approved \$500,000 General Fund on a one-time basis for the Department's Technical Services Division to make grants for the qualifying costs of planning studies performed to evaluate the feasibility of developing water conservation, reuse, or storage projects as described in chapter 13, Oregon Laws 2008.

The Subcommittee approved \$500,000 General Fund on a one-time basis for distribution as a grant to Umatilla County for the purpose of implementing agreements of the Columbia River - Umatilla Solutions Task Force. The Task Force objectives include the identification of options to increase the utilization of Columbia River water for in-stream and out-of-stream uses in the Umatilla Basin without negatively impacting instream flow need for fish species, that are technically, economically, legally, and politically feasible and that provide both economic and environmental benefits that support other water-related planning efforts.

The Subcommittee approved \$500,000 General Fund on a one-time basis to engage Oregon Consensus to convene a process to develop a framework and path for state-supported water planning and management at the water region/basin level. Funds will provide facilitation support and may include funding for regional convenings and for other entities and organizations to participate in the process as appropriate.

#### **BUDGET NOTE**

Oregon Water Resources Department is directed to use provided funding to contract with Oregon Consensus to convene a workgroup comprised of a balanced membership including, but not limited to, conservation groups, agricultural water users, municipal water users, environmental justice organizations, tribal interests, and state agencies including Water Resources Department and the Oregon Department of Fish and Wildlife to consider regional water management opportunities that build on the 100 Year Water Vision and further the goals of the Integrated Water Resources Strategy.

The General Fund appropriation made to the Director's Office is increased on a one-time basis by \$200,000 to support the establishment of a limited-duration position (1.00 FTE) and associated costs for the coordination and administration of Oregon Consensus work with regional water planning and associated convenings. An additional \$450,000 General Fund was approved on a one-time basis and one limited-duration position

HB 5006 A

69 of 80

(1.00 FTE) was authorized to provide facilitation, document development, and staff support for the 2022 update of the Integrated Water Resource Strategy. Finally, \$350,000 General Fund was approved on a one-time basis to allow the agency to contract with a third party for a business case assessment that examines the economic value that the use of water provides in Oregon, the impacts of not investing in Oregon's natural and built water infrastructure, and the associated need for continued infrastructure investments. The intended audience for the report would include elected officials, local and state government, and the general public. The report should show the impact of investment, or underinvestment, in water and its impact on economies.

The Subcommittee approved \$200,000 General Fund to support current participating entities in the Place-Based Planning program. These include the Harney County Watershed Council in the Malheur Lake Basin, Union County in the Upper Grande Ronde Sub-Basin, Gilliam Soil and Water Conservation District in the Lower John Day Sub-Basin, and the Seal Rock Water District in the Mid-Coast Basin. Place-based planning is voluntary, locally led, and tailored to specific water resource needs and challenges of the location in which planning efforts take place. Participating communities are required to build a collaborative and inclusive process; gather information to understand water resources and identify knowledge gaps; examine current and future water needs for people, place, and nature; identify and prioritize strategic, integrated solutions to address water needs; and develop a place-based integrated water resources plan. Funding is provided for the 2021-2023 biennium only.

Other Funds expenditure limitation is increased by \$500,000 to allow the Department to make expenditures from the Domestic Well Remediation Fund established by HB 3092 (2021). The funding will be used to enter into contracts, intergovernmental agreements, or other arrangements with public or private entities to collaboratively award grants for costs or services related to replacing, repairing, or deepening domestic personal use wells affected by declining ground water levels resulting from overallocation of ground water within the Greater Harney Valley Groundwater Area of Concern.

The Water Resources Department currently has a significant backlog in the processing of contested cases related to water rights decisions. To address this issue, the Subcommittee approved a one-time increase of \$2.2 million General Fund and authorized one limited-duration position (1.00 FTE) to facilitate the referral and completion of administrative hearings or other procedures to alleviate the backlog.

Several activities were approved for funding from American Rescue Plan Act State Fiscal Recovery Fund funds received by the Department of Administrative Services and transferred to WRD. Other Funds expenditure limitation for the department is established or increased for the expenditure of these funds as follows:

- \$6 million for a grant to Umatilla County for the Ordinance Project. The Ordinance Project is the third and final regional Columbia River Project of those initially proposed in 2015. This project provides water supplies to industrial, domestic, and food production uses in the central project region. The other 2 projects (East Project and West Project) were completed in 2020. The Ordinance project includes

enough water to restore 20,000 acres of farmland and stabilize and restore the Ordinance Alluvial and Ordinance Basalt Critical Groundwater Area aquifers to ensure drought and climate change resiliency in the mid-Columbia region of Oregon.

- \$1 million to expand support and development of place-based planning efforts of communities for specific water resource needs and challenges of the location in which planning efforts take place to build a collaborative and inclusive process; gather information to understand water resources and identify knowledge gaps; examine current and future water needs for people, place, and nature; identify and prioritize strategic, integrated solutions to address water needs; and develop a place-based integrated water resources plan.
- \$2 million for deposit into the newly created Water Well Abandonment, Repair and Replacement Fund established by House Bill 2145 (2021). The fund is used to support a program at the Department to provide financial assistance to permanently abandon, repair, and replace water wells used for household purposes when deficiencies in well construction might result in water waste, cause contamination, or provide a detriment to public health or safety. In conjunction with this, an Other Funds limitation of \$2.1 million is provided to the agency for the expenditure of monies deposited in the fund from the American Rescue Plan Act and other sources.
- \$500,000 to create a program to work with local governments to find and assist with funding to meet fish passage requirements for dam upgrade projects.
- \$3 million for the Department to support fee-based programs during the 2021-23 biennium and to provide facilitation for stakeholder engagement as the Department works with stakeholders to develop more sustainable, long-term funding mechanisms to support these programs.
- \$4 million for the Department to contract for professional engineering services to perform flood methodology and inundation assessments for dams and engineering analyses on dams.
- \$3 million for the Department to support surface water and ground water data collection field equipment utilized to inform water management and planning that includes, but is not limited to, upgrades to gaging stations, adding observation wells in priority basins and updating aging hydrographic equipment.

To make expenditures from the Domestic Well Remediation Fund established by HB 3092 (2021), \$500,000 Other Funds expenditure limitation was approved. This fund is used to reimburse owners of domestic water wells in the Greater Harney Valley Groundwater Area of Concern for certain costs of replacing, repairing, or deepening domestic water wells affected by declining ground water levels.

## **PUBLIC SAFETY**

### **Department of Corrections**

The Subcommittee approved an increase in Other Funds expenditure limitation of \$1,034,567 for the cost of issuance of \$88,205,000 in Article XI-Q bonds for the Department of Corrections' deferred maintenance program, for the electronic health records system, and for off-net telephone infrastructure. Bonds will be issued in October 2021 and in May 2022. New debt service totaling \$10,386,522 General Fund and \$700,870 Other Funds expenditure limitation was approved for the Department's planned 2021-23 bond issues.

The Subcommittee approved two-year Other Funds expenditure limitation for \$13,400,000 of Article XI-Q bond proceeds to implement an electronic health records system for the Department of Corrections. To support the implementation of a voice over internet protocol (VoIP) telephone system in ten of the agency's prisons, the Subcommittee approved \$262,227 Other Funds expenditure limitation and one position (1.00 FTE). The Other Funds revenue for this expenditure is from the proceeds of Article XI-Q bonds issued for the project.

The Subcommittee approved the expenditure of \$8,658,704 Other Funds from the American Rescue Plan Act (ARPA) State Fiscal Recovery Funds to implement or complete the following projects in the 2021-23 biennium:

- Modernize and expand the adult in custody (AIC) computing platform, \$1,262,204
- Purchase new vehicles and equipment in Distribution Services, \$1,325,000
- Purchase body scanners for opioid detection, \$1,071,500
- For the non-bondable costs of the electronic health records project, \$5,000,000

A technical adjustment was approved in the Department's Operations and Health Services programs to increase Other Funds expenditure limitation by \$49,173,337 and reduce General Fund in the same amount. This adjustment allows the Department of Corrections to offset COVID-19 pandemic-related expenses incurred during the first six months of the 2021-23 biennium using federal Coronavirus Aid, Relief, and Economic Security (CARES) Act funding received by the Department of Administrative Services and transferred to the Department of Corrections. Quarterly allotment plans may need adjustment during the 2021-23 biennium depending on receipt of federal reimbursement from FEMA. Additionally, a net-zero technical adjustment was approved to correct a reference to ARPA in sections 216-217 of the bill.

The Subcommittee approved a budget-neutral reduction of \$800,000,000 General Fund and an increase in Other Funds expenditure limitation in the same amount in order to use American Rescue Plan Act State Fiscal Recovery Funds received by the Department of Administrative Services and passed through to the Department of Corrections for maintaining public safety services.

To provide funding to county-operated parole and probation programs that will lose fee revenues upon passage of SB 620 (2021), the Subcommittee approved the appropriation of \$10 million General Fund to the Department's Community Corrections program for distribution to counties. This funding will be allocated to counties based on the grant-in-aid formula currently in place for the 2021-23 biennium.



# Legislative Action

The following budget note providing direction to the Department of Corrections was approved.

HB 5006 A

73 of 80

## **BUDGET NOTE**

The Department of Corrections is directed to return to the Public Safety Subcommittee of the Joint Committee on Ways and Means during the 2022 legislative session with a written report on the Office of the Inspector General (OIG). This report is to provide a broad overview of the OIG's role and responsibilities within the Department, and detail the missions, activities, and outcomes achieved in each of the OIG's operating programs: the Special Investigations Unit, the Security Threat Management Unit, the Central Intelligence Unit, the Hearings Unit, the Special Programs Unit, and the Research Unit. Additionally, the Department is directed to revise its Key Performance Measures #4 and #7 to include statistics on the number of complaints brought by adults in custody against DOC staff, the outcomes of those complaints, and any disciplinary actions required. The revised Key Performance Measures are to be developed and established for consideration by the Public Safety Subcommittee during the 2023 legislative session.

## **Criminal Justice Commission**

The Subcommittee approved \$650,000 General Fund for the Family Preservation Project operating at the Coffee Creek Correctional Facility. The Criminal Justice Commission will administer payments for this program, which is provided by the YWCA of Greater Portland. The Subcommittee provided the following direction to the Commission.

## **BUDGET NOTE**

The Family Preservation Project strengthens family ties by providing services and supports to incarcerated parents and their minor children. The program operates at the Coffee Creek Correctional Facility in Wilsonville and is provided by the YWCA of Greater Portland. The Criminal Justice Commission (CJC) is directed to work with the Department of Corrections (DOC) and the YWCA of Greater Portland to track the program's outcomes for incarcerated adults and their minor children, its effect on successful parent re-entry into society upon release from prison, its effect on reducing recidivism, and any other pro-social program outcomes as determined by DOC, CJC, and the YWCA of Greater Portland. CJC shall report to the Legislature on Family Preservation Program outcomes at least annually during a legislative session.

SB 973 (2019) created the Improving Peoples' Access to Community-based Treatment, Supports and Services (IMPACTS) Account for making grants to counties and federally-recognized Indian tribes for community supports and services for individuals with mental health or substance abuse disorders leading to their involvement with the criminal justice system. The Subcommittee approved \$10 million General Fund on a one-time basis to recapitalize the account and provided the Criminal Justice Commission with \$10 million of Other Funds expenditure limitation for making grant awards.



To continue the legal services pilot program established by HB 2631 (2019) operating at the Coffee Creek Correctional Facility through its sunset date of December 2021, the Subcommittee approved \$500,000 General Fund on a one-time basis. The Criminal Justice Commission will administer payments for this program, which is operated by the Oregon Justice Resource Center.

The Subcommittee approved \$4 million General Fund on a one time basis, provided an additional \$228,395 General Fund on an ongoing basis, and established one permanent, ongoing position (1.00 FTE) for the Criminal Justice Commission (CJC) to establish a new restorative justice grant program. The goal for this program is to develop new restorative justice services and to strengthen existing non-profit organizations that are leaders in restorative justice practices.

### **Department of Justice**

The Subcommittee approved \$6 million General Fund on a one-time basis for the Crime Victims and Survivor Services Division and for Child Abuse Intervention Centers, which conduct forensic interviews, medical examinations, treatment, mental health treatment, and referral and/or coordination of other related services. The Department of Justice's Advisory Council on Child Abuse Assessment is to review and approve supplemental funding requests by Child Abuse Intervention Centers based upon the specific needs of each individual Center. Additionally, the Subcommittee approved \$5 million General Fund on a one-time basis for the Crime Victims and Survivor Services Division to assist victims of domestic violence and sexual assault with housing needs.

For bias crimes response by the Civil Rights Unit, the Subcommittee approved \$2 million General Fund and authorized six permanent full-time positions (5.25 FTE). The package includes \$995,269 of associated services and supplies.

The Subcommittee approved \$1.7 million General Fund in services and supplies for the Defense of Criminal Convictions for forecasted caseload changes. The Department of Administrative Services is requested to unschedule the entire amount pending the agency providing the Legislative Fiscal Office with a completed methodology for forecasting and budgeting the Defense of Criminal Convictions caseload.

The Subcommittee approved \$1.3 million General Fund on a one-time basis for the Crime Victims and Survivor Services Division to provide supplemental pass-through support to the Oregon Crime Victims Law Center.

To support the Fair Housing Enforcement initiative, the Subcommittee approved \$447,784 Other Funds expenditure limitation and authorized one position (0.88 FTE) in the General Counsel Division. The revenue source is from legal service billings to the Bureau of Labor and Industries.

The Subcommittee approved \$214,439 General Fund for the Criminal Justice Division to backfill the loss of a federal grant from the U.S. Office of Juvenile Justice and Delinquency Prevention for the Internet Crimes Against Children program. The funding will allow for the continued investigation and prosecution of internet crimes against children.

Finally, the Subcommittee approved \$218,003 General Fund and authorized one permanent full-time Program Analyst 2 position (0.88 FTE) for the Crime Victims and Survivor Services Division to establish an Appellate Advocate position. This position will assist victims of crime with the appellate process and, in particular, the *Ramos v. Louisiana* decision on non-unanimous jury trials.

### **Oregon Military Department**

The Subcommittee approved an increase in Other Funds expenditure limitation totaling \$484,160 for the cost of issuance of \$25,475,000 in Article XI-Q bonds for the Oregon Military Department. Bond proceeds in the amount of \$10 million will re-capitalize the State Preparedness and Incident Response Equipment (SPIRE) grant program. Bond proceeds in the amount of \$14,990,840 will fund armory service life extension projects in Ashland and Corvallis, and construction of a new readiness center in Washington County. Bonds will be issued in May 2022 and in March 2023. New debt service totaling \$2,151,329 General Fund was approved for the Department's planned 2021-23 bond issues.

The Subcommittee approved Other Funds expenditure limitation of \$10 million for the State Preparedness and Incident Response Equipment (SPIRE) grant program. The Other Funds revenue for this expenditure is from the proceeds of Article XI-Q bonds issued for re-capitalizing the grant fund.

For deferred maintenance projects at the Military Department's 37 armories, the Subcommittee approved \$6,720,919 General Fund and provided \$6,720,919 Federal Funds expenditure limitation for expenditure of federal matching dollars. Projects include boiler, roof, and HVAC repairs and replacements; fire protection alarm panel, ventilation system, and door control repairs and replacements; and maintenance of parking lots, siding, windows, and sewer systems.

### **BUDGET NOTE**

The Oregon Military Department is directed to report to the Joint Committee on Ways and Means on its ten-year capital construction plan prior to the February 2022 legislative session. The report shall describe the process by which the annual Installation Status Report required by the U.S. Army is prepared, its relationship to the ten-year capital plan, the permissible uses of Federal Military Construction Funds and the process for securing use of those funds, and the factors that inform the prioritization of recommended armory service life extension projects. This report should also include analysis and recommendations for inclusion of labor standards related to work performed by women, minority individuals, and veterans and apprenticeship utilization in construction contracts.

To provide matching funds for the Federal Emergency Management Agency's (FEMA) Hazard Mitigation Program, the Subcommittee approved \$20 million General Fund on a one-time basis for the Office of Emergency Management.

## **Oregon State Police**

The Subcommittee approved Other Funds expenditure limitation of \$1,429,311 for the cost of issuance of \$111,635,000 in Article XI-Q bonds for three major Oregon State Police constructions projects: expansion of the Central Point Office, construction of a new forensic laboratory and medical examiner's office, and a Patrol area command office in Springfield. Bonds will be issued in October 2021, May 2022, and March 2023. New debt service totaling \$2,674,818 General Fund was approved for the Department's planned 2021-23 bond issues.

The Subcommittee approved the expenditure of \$2,739,772 Other Funds from the American Rescue Plan Act (ARPA) to implement or complete the following Oregon State Police projects in the 2021-23 biennium:

- For the non-bondable costs of the Central Point Office expansion, the Springfield Forensic Lab and Medical Examiner office construction project, and the Springfield Patrol Area Command construction project, \$1,051,296
- For capital renewal and deferred maintenance at the Ontario and Albany Patrol Offices, \$580,476
- For safety improvements at various Patrol offices statewide, \$1,108,000.

A net-zero technical adjustment was approved to correct a reference to ARPA in sections 218-223 of the bill.

To complete the Law Enforcement Data System modernization project (LEDS 20/20), the Subcommittee approved \$2,789,991 General Fund to add the agency's Sex Offender Registry database to the LEDS system.

To enable the Drakes Crossing Rural Fire Protection District (RFPD) to draw down federal funding from FEMA, the Subcommittee provided \$5,000 General Fund to the Office of the State Fire Marshal on a one-time basis. This funding will be passed through to the Drakes Crossing RFPD for its FEMA matching payment.

## **Department of Public Safety Standards and Training**

The Subcommittee approved the expenditure of \$1,201,239 Other Funds from the American Rescue Plan Act (ARPA) for deferred maintenance projects at the Department of Public Safety Standards and Training's Public Safety Campus.

## **Oregon Youth Authority**

The Subcommittee approved an increase in Other Funds expenditure limitation of \$1,271,961 for the cost of issuance of \$68,725,000 in Article XI-Q bonds for the Oregon Youth Authority. Bond proceeds will support continued renovation of living spaces and other facilities at the MacLaren, Rogue Valley, Tillamook, and Oak Creek youth correctional facilities, and will fund the Juvenile Justice Information System

modernization project. Bonds will be issued in October 2021, May 2022, and March of 2023. New debt service totaling \$4,482,262 General Fund was approved for the Department's planned 2021-23 bond issues.

To support the Juvenile Justice Information System (JJIS) modernization project, the Subcommittee approved \$7,756,531 Other Funds expenditure limitation. The Other Funds revenue for this expenditure is from the proceeds of Article XI-Q bonds issued for the project.

The Subcommittee approved the expenditure of \$5,448,068 Other Funds from the American Rescue Plan Act (ARPA) to implement or complete the following Oregon Youth Authority projects in the 2021-23 biennium:

- For the non-bondable costs of the Juvenile Justice Information System modernization project, \$1,600,000.
- For replacement of the emergency generator at the MacLaren youth correctional facility, \$1,750,000.
- For removal and replacement of the parole and probation office building on the campus of the Oak Creek youth correctional facility, \$1,609,780.
- For the non-bondable costs of capital improvement projects at various OYA facilities statewide, \$488,288.

The Subcommittee approved \$574,510 General Fund on a one-time basis for the Oregon Youth Authority to supplement the payments to behavior rehabilitation service providers that provide sex offense treatment using Sex Offense Treatment Board (SOTB) certified providers. This funding is a stop-gap measure and will only be available during the 2021-23 biennium until Medicaid coverage for this service is established.

To reimburse counties for the cost of performing expunctions of juvenile records as required by SB 575 (2021), the Subcommittee approved \$1,841,868 General Fund. This amount is an estimate based on a statewide average cost of \$208.95 per expunction for an estimated 8,815 expunctions to be performed in the 2021-23 biennium. The ongoing costs related to expunction of juvenile records should be re-evaluated during current service level budget development for the 2023-25 biennium as data on the performance of this new requirement is made available.

The Subcommittee approved \$801,378 General Fund for the Oregon Youth Authority to pay the cost of care for youth that was formerly paid for with juvenile justice system fees.

The Subcommittee approved a reduction of \$100 million General fund and an increase in Other Funds expenditure limitation in the same amount in order to use American Rescue Plan Act State Fiscal Recovery Funds received by the Department of Administrative Services and passed through to the Oregon Youth Authority for maintaining public safety services.

## TRANSPORTATION

### Department of Aviation

House Bill 2434 increases the aircraft fuel tax (AvGas tax) from 9 cents to 11 cents a gallon and increases the aircraft fuel tax for aircraft operated by turbine engines (jet fuel tax) from 1 cent to 3 cents per gallon. The increases fund the Department of Aviation's Aviation System Action Fund which funds two aviation infrastructure investment programs. The Critical Oregon Airport Relief (COAR) program receives 75% of these funds and the State-Owned Airport Reserve (SOAR) program receives 25%. The Subcommittee approved an increase in Other Funds expenditure limitation of \$4,603,625 for the Department to spend the increased revenue.

### Department of Transportation

The Oregon Department of Transportation (ODOT) administers grants on behalf of the Oregon Department of Veterans' Affairs (ODVA) related to transportation services for veterans, primarily related to their health care appointments. The amount approved in ODVA's 2021-23 budget for this purpose and transferred to ODOT is \$650,000 Lottery Funds. This is in addition to \$300,000 in funding that was carried forward from authorized amounts for the 2019-21 biennium.

General Fund of \$2 million is appropriated to ODOT on a one-time basis for graffiti and litter removal along state highways and interstates. The funding will be used in Region 1 (the Portland metro area), allowing ODOT to expand an existing contract and solicit additional service providers to remove graffiti on sound walls and traffic signs, as well as remove accumulated roadside litter and trash.

Additionally, \$1.25 million General Fund was approved on a one-time basis for ODOT to support cultural resource assessments in areas where the agency is conducting wildfire-related tree and debris removal. The funding enables ODOT to coordinate with tribes, the State Historic Preservation Office, and others on surveys and assessments of cultural resources in the fire damaged areas.

Other Funds expenditure limitation is increased by \$4,057,570 million to spend \$4 million of Lottery bond proceeds on construction of a pedestrian bridge in the City of Sherwood, and \$57,570 on the cost of bond issuance. Lottery Funds expenditure limitation was increased by \$328,752 for debt service.

Improvements to the Fanno Creek Trail by Tualatin Hills Park and Recreation District will be supported by Lottery bond proceeds totaling \$2 million Other Funds; cost of issuance related to the project is \$145,358 Other Funds. These bonds will not be issued until the spring of 2023, so no debt service is associated with the project in this biennium.

The Subcommittee approved \$298,451 Other Funds expenditure limitation for operational expenses of the State Towing Board established by SB 300 (2021). Two permanent positions are approved for this purpose, including an Operations and Policy Analyst 2 (0.50 FTE) and a Compliance

HB 5006 A

79 of 80

Specialist 2 (0.50 FTE); both of these positions will be budgeted for a full 24 months in the 2023-25 biennium. The Towing Board will be supported by fee revenue, and the Department may need to return to the Joint Committee on Ways and Means or the Emergency Board for additional expenditure limitation related to implementation of SB 300.

The Department of Administrative Services will transfer \$124,349,960 of federal American Rescue Plan Act funds to ODOT to augment highway fund revenues negatively impacted by the COVID-19 pandemic. The funds are designated for the following projects:

- \$80 million for safety improvements to Oregon 213/82nd Avenue
- \$32 million for Phase II costs related to the Newberg Dundee Bypass (OR-219 section)
- \$5 million for the Hood River-White Salmon Interstate Bridge
- \$3,349,960 for rehabilitation of the Lake County Railroad
- \$4 million for the Clackamas County Sunrise Gateway Corridor Community Visioning Concept

## **Adjustments to 2019-21 Budgets**

### **Public Defense Services Commission**

For the 2019-21 biennium, the Subcommittee approved \$92,721 Other Funds expenditure limitation for services and supplies for public defense costs due to the impact of the COVID-19 pandemic. The revenue source is from the Coronavirus Relief Fund received by the Oregon Department of Administrative Services and transferred to the Public Defense Service Commission.

## Legislative Fiscal Office

900 Court St. NE, H-178  
Salem OR 97301  
503-986-1828



## Oregon Legislative Emergency Board

Sen. Peter Courtney, Senate Co-Chair  
Rep. Dan Rayfield, House Co-Chair

### Certificate

June 3, 2022

Pursuant to the provisions of ORS 291.328, and acting under the authority of ORS 291.326(1)(a), (b), (c), (d); ORS 291.371; and ORS 291.375; this hereby certifies that the Emergency Board, meeting via remote interface on June 3, 2022, took the following actions:

1. **Commission on Judicial Fitness and Disability**  
Acknowledged receipt of a report on compensation plan changes.
2. **Oregon Judicial Department**  
Approved, retroactively, the submission of a federal grant application to the U.S. Department of Justice, Bureau of Justice Assistance, in the amount of \$2,000,000 over a period of four federal fiscal years, to improve, expand, and enhance adult drug courts.
3. **Public Defense Services Commission**  
Acknowledged receipt of a report on compensation plan changes.
4. **Public Defense Services Commission**  
Acknowledged receipt of a report on the agency's reorganization.
5. **Public Defense Services Commission**  
Acknowledged receipt of a report on a financial update; and authorized the transfer of \$1,250,000 from the General Fund appropriation established for the Public Defense Services Commission by section 1(3), chapter 444, Oregon Laws 2021, Appellate Division, to the General Fund appropriation established for the Public Defense Services Commission by section 1(6), chapter 444, Oregon Laws 2021, Court Mandated Expenses; authorized the transfer of \$10,602,500 from the General Fund appropriation established for the Public Defense Services Commission by section 1(4), chapter 444, Oregon Laws 2021, Trial Criminal Division, to the General Fund appropriation established for the Public Defense Services Commission by section 1(6), chapter 444, Oregon Laws 2021, Court Mandated Expenses; and authorized the transfer of \$7,706,454 from the General Fund appropriation established for the Public Defense Services Commission by section 1(5), chapter 444, Oregon Laws 2021, Nonroutine Expenses, to the General Fund appropriation established for the Public Defense Services Commission by section 1(6), chapter 444, Oregon Laws 2021, Court Mandated Expenses; to align General Fund appropriations with expenditures in support of the agency's legislative approved programs.

6. **Public Defense Services Commission**  
Allocated \$413,011 from the Emergency Fund established by section 1, chapter 669, Oregon Laws 2021, to supplement the appropriation made to the Public Defense Services Commission by section 1(8), chapter 444, Oregon Laws 2021, Administrative Services Division, for a one fiscal year contract extension with the Oregon Judicial Department for information technology support.
7. **Public Defense Services Commission**  
Allocated \$70,250,989 from the special purpose appropriation made to the Emergency Board by section 3(1)(a), chapter 444, Oregon Laws 2021, to supplement the appropriation made to the Public Defense Services Commission by section 1(4), chapter 444, Oregon Laws 2021, Trial Criminal Division; allocated \$14,554,511 from the special purpose appropriation made to the Emergency Board by section 3(1)(b), chapter 444, Oregon Laws 2021, to supplement the appropriation made to the Public Defense Services Commission by section 1(5), chapter 444, Oregon Laws 2021, Nonroutine Expenses; allocated \$5,002,135 from the special purpose appropriation made to the Emergency Board by section 3(1)(c), chapter 444, Oregon Laws 2021, to supplement the appropriation made to the Public Defense Services Commission by section 1(6), chapter 444, Oregon Laws 2021, Court Mandated Expenses; and allocated \$10,192,365 from the special purpose appropriation made to the Emergency Board by section 3(1)(d), chapter 444, Oregon Laws 2021, to supplement the appropriation made to the Public Defense Services Commission by section 1(7), chapter 444, Oregon Laws 2021, Juvenile Division; for public defense services.
8. **Public Defense Services Commission**  
Allocated \$94,155 from the Emergency Fund established by section 1, chapter 669, Oregon Laws 2021, to supplement the appropriation made to the Public Defense Services Commission by section 1(8), chapter 444, Oregon Laws 2021, Administrative Services Division, to fund the administrative reclassification of a Procurement Analyst 1 position to a Manager 2 position.
9. **State Treasurer**  
Increased the Other Funds expenditure limitation established for the State Treasurer by section 1(2), chapter 443, Oregon Laws 2021, Trust Property Services, by \$177,320, and authorized an increase of 0.59 FTE, to fund the reclassification of four positions and increase of two positions from part-time to full-time for the Trust Property Program.
10. **Higher Education Coordinating Commission**  
Established a General Fund appropriation by allocating \$19,000,000 from the special purpose appropriation made to the Emergency Board by section 455(1), chapter 110, Oregon Laws 2022, to the Higher Education Coordinating Commission, for the implementation of the Oregon Tribal Student Grant Program.
12. **Department of Education**  
Approved, retroactively, the submission of a federal grant application to the U.S. Department of Health and Human Services, Substance Abuse and Mental Health Services Administration, in the amount of \$5,400,000 over a period of five years, to support the development, implementation, and evaluation of a sustainable



infrastructure for school-based mental health, promote healthy social and emotional development of school-aged youth, and prevent youth violence in school settings.

**13. Department of Education**

Approved the submission of a federal grant application to the U.S. Department of Health and Human Services, Administration for Children and Families, in the amount of up to \$1,600,000 over a period of four years, to design and conduct research on how state child care policies are implemented into practice and to measure the effect of state and federal investments on provider engagement in state-funded child care programs.

**15. Oregon Health Authority**

Allocated \$30,000,000 from the special purpose appropriation made to the Emergency Board by section 281(1), chapter 669, Oregon Laws 2021, to supplement the appropriation made to the Oregon Health Authority by section 1(1), chapter 668, Oregon Laws 2021, Health Systems, Health Policy and Analytics, and Public Health; and increased the Federal Funds expenditure limitation established for the Oregon Health Authority by section 5(1), chapter 668, Oregon Laws 2021, Health Systems, Health Policy and Analytics, and Public Health, by \$45,000,000; for the Oregon Essential Workforce Health Care Program.

**16. Oregon Health Authority**

Allocated \$42,500,000 from the special purpose appropriation made to the Emergency Board by section 385(1), chapter 110, Oregon Laws 2022, to supplement the appropriation made to the Oregon Health Authority by section 1(1), chapter 668, Oregon Laws 2021, Health Systems, Health Policy and Analytics, and Public Health; and increased the Federal Funds expenditure limitation established for the Oregon Health Authority by section 5(1), chapter 668, Oregon Laws 2021, Health Systems, Health Policy and Analytics, and Public Health, by \$112,000,000; for increasing behavioral health provider rates.

**17. Department of Human Services**

Established an Other Funds expenditure limitation of \$4,432,000 for the Department of Human Services, Aging and People with Disabilities program; and established an Other Funds expenditure limitation of \$3,347,000 for the Department of Human Services, Intellectual and Developmental Disabilities program, for funding from the Coronavirus Relief Fund received by the Department of Administrative Services and transferred to the Department of Human Services; for one-time worker incentive payments to eligible direct care workers in nursing facilities and group homes.

**18. Department of Human Services**

Established a General Fund appropriation by allocating \$5,000,000 from the special purpose appropriation made to the Emergency Board by section 167(1), chapter 669, Oregon Laws 2021, to the Department of Human Services, for drought response efforts, with the understanding the Department of Administrative Services will unschedule \$4,000,000 of the amount until the agency provides the Legislative Fiscal Office and Chief Financial Office a spending plan.

- 19. Department of Human Services**  
Acknowledged receipt of various reports required by budget notes related to recent investments in long-term care capital improvement and emergency preparedness, long-term care workforce development and training, and foster care respite services, as well as barriers to mental health for individuals served by the Aging and People with Disabilities and the Intellectual and Developmental Disabilities programs.
- 20. Department of Justice**  
Increased the Federal Funds expenditure limitation established for the Department of Justice by section 3(3), chapter 427, Oregon Laws 2021, Crime Victim and Survivor Services Division, by \$35,110,718, for a federal Victims of Crime Act grant.
- 21. Department of Justice**  
Allocated \$357,161 from the Emergency Fund established by section 1, chapter 669, Oregon Laws 2021, to supplement the appropriation made to the Department of Justice by section 1(4), chapter 427, Oregon Laws 2021, Crime Victim and Survivor Services, and authorized the establishment of three limited duration positions (1.42 FTE), for the administration of a community based violence prevention program.
- 22. Oregon Military Department**  
Established a General Fund appropriation by allocating \$63,050 from the Emergency Fund established by section 1, chapter 669, Oregon Laws 2021, to the Oregon Military Department, for Capital improvement; and increased the Federal Funds expenditure limitation established for the Oregon Military Department by section 3(5), chapter 662, Oregon Laws 2021, Capital improvement, by \$189,150; for the installation of new computer fiberoptic cable at the Senator Jackie Winters Oregon National Guard Youth Challenge Campus.
- 23. Criminal Justice Commission**  
Approved, retroactively, the submission of a federal grant application to the U.S. Department of Justice, Office of Justice Programs, in the amount of up to \$250,000, for a Prison Rape Elimination Act Standards grant.
- 24. Department of Corrections**  
Acknowledged receipt of a report on overtime usage.
- 25. Oregon State Police**  
Approved, retroactively, the submission of a federal grant application to the U.S. Department of Justice, Bureau of Justice Statistics, in the amount of up to \$2,000,000, for the national criminal background check system.
- 26. Oregon State Police**  
Approved, retroactively, the submission of a federal grant application to the U.S. Department of Justice, Office of Community Oriented Policing Services, in the amount of up to \$175,000, for the Law Enforcement Mental Health and Wellness grant.

- 27. Oregon State Police**  
Approved, retroactively, the submission of a federal grant application to the U.S. Department of Transportation, Pipeline and Hazardous Materials Safety Administration, in the amount of \$966,156, for hazardous materials emergency preparedness.
- 28. Department of Public Safety Standards and Training**  
Increased the Other Funds expenditure limitation established for the Department of Public Safety Standards and Training by section 2(2), chapter 381, Oregon Laws 2021, Public Safety Memorial Fund, by \$429,930, to accommodate an increase in expenditures from the Fund.
- 29. Housing and Community Services Department**  
Allocated \$1,000,000 from the special purpose appropriation made to the Emergency Board by section 8(1), chapter 556, Oregon Laws 2021, to supplement the appropriation made to the Housing and Community Services Department by section 1, chapter 556, Oregon Laws 2021, for administrative expenses associated with program start-up for a grant program that supports gap financing for affordable housing projects co-located with child care or early learning centers, with the understanding that the Housing and Community Services Department will return to the Emergency Board to request remaining funds when a third-party program administrator has been selected and solicitation for project proposals is ready to proceed.
- 30. Oregon Business Development Department**  
Increased the Federal Funds expenditure limitation established for the Oregon Business Development Department by section 4(1), chapter 560, Oregon Laws 2021, Business, innovation and trade, by \$26,500,000, and authorized the establishment of four permanent positions (2.00 FTE), for the administration and expenditure of federal State Small Business Credit Initiative program funds.
- 31. Oregon Business Development Department**  
Established an Other Funds expenditure limitation of \$287,800 for the Oregon Business Development Department, for Business, innovation and trade, for funding from the Coronavirus Relief Fund received by the Department of Administrative Services and transferred to the Oregon Business Development Department, for the Rural Broadband Capacity Program.
- 32. Oregon Business Development Department**  
Approved, retroactively, the submission of a federal grant application to the U.S. Department of Agriculture, Forest Services, in the amount of \$13,000,000, to provide loans and grants for economic development projects that benefit local communities in the vicinity of the Opal Creek Wilderness area.
- 33. Oregon Business Development Department**  
Approved, retroactively, the submission of a federal grant application to the U.S. Environmental Protection Agency, in the amount of \$5,000,000, for the capitalization of the Oregon Brownfields Revolving Loan Fund.

- 35. Department of State Lands**  
Increased the Federal Funds expenditure limitation established for the Department of State Lands by section 3(2), chapter 607, Oregon Laws 2021, Common School Fund programs, by \$146,116, for the expenditure of federal grant funds awarded by the U.S. Environmental Protection Agency, Wetland Program Development program, for the development of an electronic geographic information system data set for wetlands and waters delineation and determination records.
- 36. Department of State Lands**  
Increased the Federal Funds expenditure limitation established for the Department of State Lands by section 3(2), chapter 607, Oregon Laws 2021, Common School Fund programs, by \$236,833, for the expenditure of federal grant funds awarded by the U.S. Environmental Protection Agency in the previous two biennia, for wetlands programs.
- 39. Oregon Department of Energy**  
Approved, retroactively, the submission of a federal grant application to the U.S. Department of Energy, in the amount of \$200,000, to support state energy security planning.
- 40. Department of Land Conservation and Development**  
Approved, retroactively, the submission of a federal grant application to the U.S. Economic Development Administration, in the amount of up to \$500,000, to assist with mitigation of regulatory barriers to the use of mass timber products.
- 43. Department of Agriculture**  
Allocated \$1,192,241 from the special purpose appropriation made to the Emergency Board by section 167(1), chapter 669, Oregon Laws 2021, to supplement the appropriation made to the Department of Agriculture by section 7, chapter 4, Oregon Laws 2021 (second special session), for the suppression of grasshoppers and crickets.
- 45. Department of Agriculture**  
Approved, retroactively, the submission of a federal grant application to the U.S. Department of Agriculture, in the amount of up to \$62,000,000 over a period of eight years, for Climate Smart Commodities.
- 46. Department of Forestry**  
Approved, retroactively, the submission of a federal grant application to the U.S. Economic Development Administration, in the amount of \$3,250,000, to accelerate forest restoration and provide additional wood fiber to support mass-timber manufacturing.
- 47. Department of Forestry**  
Increased the Federal Funds expenditure limitation established for the Department of Forestry by section 4(3), chapter 605, Oregon Laws 2021, State forests, by \$1,115,923, for the expenditure of federal grant awards for Topographical Data and Habitat Conservation Plan Development.

48. **Department of Forestry**  
Established a General Fund appropriation by allocating \$50,000,000 from the special purpose appropriation made to the Emergency Board by section 312(1), chapter 110, Oregon Laws 2022, to the Department of Forestry, for cash flow needs.
49. **Department of Forestry**  
Increased the Federal Funds expenditure limitation established for the Department of Forestry by section 4(5), chapter 605, Oregon Laws 2021, Private Forests, by \$17,000,000, for expenditure of federal grant funds awarded by the U.S. Forest Service for the Forest Legacy Program.
51. **Department of Forestry**  
Increased the Other Funds expenditure limitation established for the Department of Forestry by section 2(4), chapter 605, Oregon Laws 2021, Federal forest restoration, by \$3,000,000, for the expenditure revenues resultant from federal forest restoration work under Good Neighbor Authority agreements.
52. **Department of Forestry**  
Allocated \$1,957,075 from the Emergency Fund established by section 1, chapter 669, Oregon Laws 2021, to supplement the appropriation made to the Department of Forestry by section 1(2), chapter 605, Oregon Laws 2021, Fire protection; and increased the Other Funds expenditure limitation established for the Department of Forestry by section 2(2), chapter 605, Oregon Laws 2021, Fire protection, by \$315,000; for payment of premium costs associated with the state's 2022 catastrophic wildfire insurance policy.
53. **Department of Forestry**  
Increased the Federal Funds expenditure authority established for the Department of Forestry by section 4(5), chapter 605, Oregon Laws 2021, Private forests, by \$598,368, and authorized the establishment of six limited duration positions (3.00 FTE), to address workload staffing issues resultant from increased federal funding for existing programs.
54. **Department of Geology and Mineral Industries**  
Approved the submission of a federal grant application to the Federal Emergency Management Agency, in the amount of \$1,017,215, for the Cooperating Technical Partners Program.
55. **Department of Geology and Mineral Industries**  
Approved, retroactively, the submission of a federal grant application to the National Oceanic and Atmospheric Administration, in the amount of \$494,331, for the National Tsunami Hazard Mitigation Program.
56. **Department of Environmental Quality**  
Approved, retroactively, the submission of a federal grant application to the Environmental Protection Agency, in the amount of \$500,000, to enhance air quality monitoring.

- 57. Department of Environmental Quality**  
Approved, retroactively, the submission of a federal grant application to the U.S. Environmental Protection Agency, in the amount of \$1,919,100, for projects under the Pollution Prevention Grant Program.
- 59. Department of Transportation**  
Increased the Other Funds expenditure limitation established for the Department of Transportation by section 2(13), chapter 442, Oregon Laws 2021, Rail, by \$10,100,000, for rail crossing safety improvements; and increased the Other Funds and Federal Funds expenditure limitations, and authorized the establishment of limited duration and permanent positions, for administration of additional transportation funding under the Infrastructure Investment and Jobs Act federal transportation funding authorization; per the attached table.
- 60. Department of Transportation**  
Approved, retroactively, the submission of a federal grant application to the Federal Motor Carrier Safety Administration, in the amount of \$2,000,000, to implement an information technology solution for an Over-Dimension Permitting System.
- 61. Department of Transportation**  
Approved, retroactively, the submission of a federal grant application to the U.S. Department of Transportation, in the amount of \$20,000,000, for improvements to Oregon 99 in the Phoenix area.
- 62. Department of Transportation**  
Approved, retroactively, the submission of a federal grant application to the U.S. Department of Transportation, in the amount of \$18,000,000, for safety improvements on Outer Powell Boulevard.
- 63. Department of Transportation**  
Approved, retroactively, the submission of a federal grant application to the Federal Transit Administration, in the amount of up to \$14,155,246, to fund purchases of transit vehicles and other transit costs.
- 64. Department of Transportation**  
Approved, retroactively, the submission of a federal grant application to the U.S. Department of Transportation, in the amount of \$36,000,000, for improvements to the Interstate 5 Aurora-Donald interchange.
- 65. Department of Transportation**  
Approved, retroactively, the submission of a federal grant application to the U.S. Department of Transportation, in the amount of \$52,650,000, for freight connectivity and multimodal improvements to US 97 in the Redmond area.
- 66. Department of Transportation**  
Approved, retroactively, the submission of a federal grant application to the U.S. Department of Transportation, in the amount of \$120,000,000, for improvements to Interstate 205.

- 67. Department of Transportation**  
Approved the submission of a federal grant application to the Federal Highway Administration, in the amount of \$360,000, to update the Rogue Umpqua National Scenic Byway Corridor Management Plan.
- 68. Department of Aviation**  
Increased the Other Funds expenditure limitation established for the Department of Aviation by section 1(4), chapter 602, Oregon Laws 2021, General aviation entitlement grant program, by \$227,444; and increased the Federal Funds expenditure limitation established for the Department of Aviation by section 2(2), chapter 602, Oregon Laws 2021, General aviation entitlement grant program, by \$2,047,000; for infrastructure projects at ten state-owned airports.
- 70. Oregon Board of Dentistry**  
Acknowledged receipt of a report on adoption of dental therapy fees.
- 71. Oregon State Board of Nursing**  
Increased the Other Funds expenditure limitation established for the Oregon State Board of Nursing by section 1, chapter 310, Oregon Laws 2021, by \$664,645, and authorized the establishment of two limited duration positions (1.08 FTE), for increased licensing and legal costs.
- 72. Public Employees Retirement System**  
Increased the Other Funds expenditure limitation established for the Public Employees Retirement System by section 1(6)(b), chapter 145, Oregon Laws 2021, Core Retirement System: ORION Modernization Project, by \$3,797,797, and authorized the establishment of six limited duration positions (2.75 FTE), for the pre-planning phase of the ORION Modernization Project.
- 73. Bureau of Labor and Industries**  
Approved, retroactively, the submission of a federal grant application to the U.S. Department of Labor, in the amount of \$4,000,000, to expand the number of registered apprenticeship programs and apprentices across the state.
- 74. Department of Administrative Services**  
Increased the Other Funds expenditure limitation established for the Department of Administrative Services by section 2(7), chapter 425, Oregon Laws 2021, Enterprise Goods and Services, by \$3,266,681, to address costs associated with moving the implementation date of the Workday Payroll and Time Tracking project from July 1, 2022 to December 1, 2022.
- 75. Department of Administrative Services**  
Increased the Other Funds expenditure limitation established for the Department of Administrative Services by section 2(4), chapter 425, Oregon Laws 2021, Chief Human Resources Office, by \$505,831, and authorized the establishment of three limited duration positions (1.50 FTE), to address increased workload and to develop the state's workforce.

76. **Department of Administrative Services**  
Acknowledged receipt of a report on compensation plan changes.
77. **Department of Revenue**  
Acknowledged receipt of a report on the conditions of the Revenue building facility relating to seismic and architectural studies.
78. **Department of Revenue**  
Allocated \$617,350 from the Emergency Fund established by section 1, chapter 669, Oregon Laws 2021, to supplement the appropriation made to the Department of Revenue by section 1(1), chapter 441, Oregon Laws 2021, Administration; increased the Other Funds expenditure limitation established for the Department of Revenue by section 2(1), chapter 441, Oregon Laws 2021, Administration, by \$154,377; and authorized the establishment of seven permanent positions (3.21 FTE); to create a new internal controls office comprised of compliance, risk, and business continuity functions to improve the security of taxpayer financial and personal information.
79. **Oregon Employment Department**  
Approved, retroactively, the submission of a federal grant application to the U.S. Department of Labor, in the amount of \$3,000,000 over three years, to assist underserved workers in understanding and receiving unemployment insurance benefits and services.
80. **Housing and Community Services Department**  
Established a General Fund appropriation by allocating \$5,000,000 from the Emergency Fund established by section 1, chapter 669, Oregon Laws 2021, to the Housing and Community Services Department, for distribution to Home Forward to administer an affordable housing stabilization grant fund for affordable housing providers that can demonstrate outstanding debt from past due rent accumulated by residents in affordable units between April 1, 2020 and April 30, 2022.



ATTACHMENT  
Item 59: Department of Transportation

DEPARTMENT OF TRANSPORTATION 2021-23			
June 2022			
Division/Appropriation Reference	Fund Type	Adjustments to Legislatively Approved Budget	Adjustments to Position Authority
<b>Expenditure Limitation Adjustments:</b>			
<b>Maintenance and emergency relief programs</b>			
Ch 442 2(2), OL 2021	Other	9,231,721	
<b>Preservation program</b>			
Ch. 442 2(3), OL 2021	Other	8,948,822	4 pos / 1.29 FTE
<b>Bridge program</b>			
Ch 442 2(4), OL 2021	Other	99,495,444	6 pos / 2.13 FTE
<b>Operations program</b>			
Ch 442 2(5), OL 2021	Other	23,852,333	6 pos / 2.13 FTE
<b>Modernization program</b>			
Ch 442 2(6), OL 2021	Other	20,815,887	6 pos / 2.17 FTE
<b>Special Programs</b>			
Ch 442 2(7), OL 2021	Other	96,868,520	18 pos / 6.58 FTE
<b>Local government program</b>			
Ch 442 2(8), OL 2021	Other	103,467,668	2 pos / 0.75 FTE
<b>Commerce and compliance</b>			
Ch 442 3(2), OL 2021	Federal	4,000,000	7 pos / 3.42 FTE
<b>Policy, data and analysis</b>			
Ch 442 2(11), OL 2021	Other	36,878,097	9 pos / 4.17 FTE*
*2 positions / 0.84 FTE authorized as limited duration			
<b>Public transit</b>			
Ch 442 2(12), OL 2021	Other	3,333,333	
Ch 442 3(4), OL 2021	Federal	88,800,000	
	Total	92,133,333	7 pos / 2.38 FTE
<b>Support services</b>			
Ch 442 2(15), OL 2021	Other	965,558	7 pos / 3.50 FTE*
*2 pos / 1.00 FTE authorized as limited duration			
<b>ODOT headquarters</b>			
Ch 442 2(16), OL 2021	Other	2,709,407	4 pos / 1.25 FTE
<b>Department Total</b>			
	Other	406,566,790	
	Federal	92,800,000	
	Total	499,366,790	76 pos / 29.77 FTE



# Agency Summary

## Agency Summary



# Agency Summary

## Agency Summary Narrative

The Oregon State Treasury is the state's financial services center and is led by the State Treasurer. The Office of the State Treasurer is established in the Oregon Constitution as a separately elected official within the executive branch, and the Treasurer is responsible for managing Oregon's financial resources. To achieve that, we offer a broad portfolio of services for state agencies, Oregon's sovereign tribes, local governments, and families and individuals across the state.

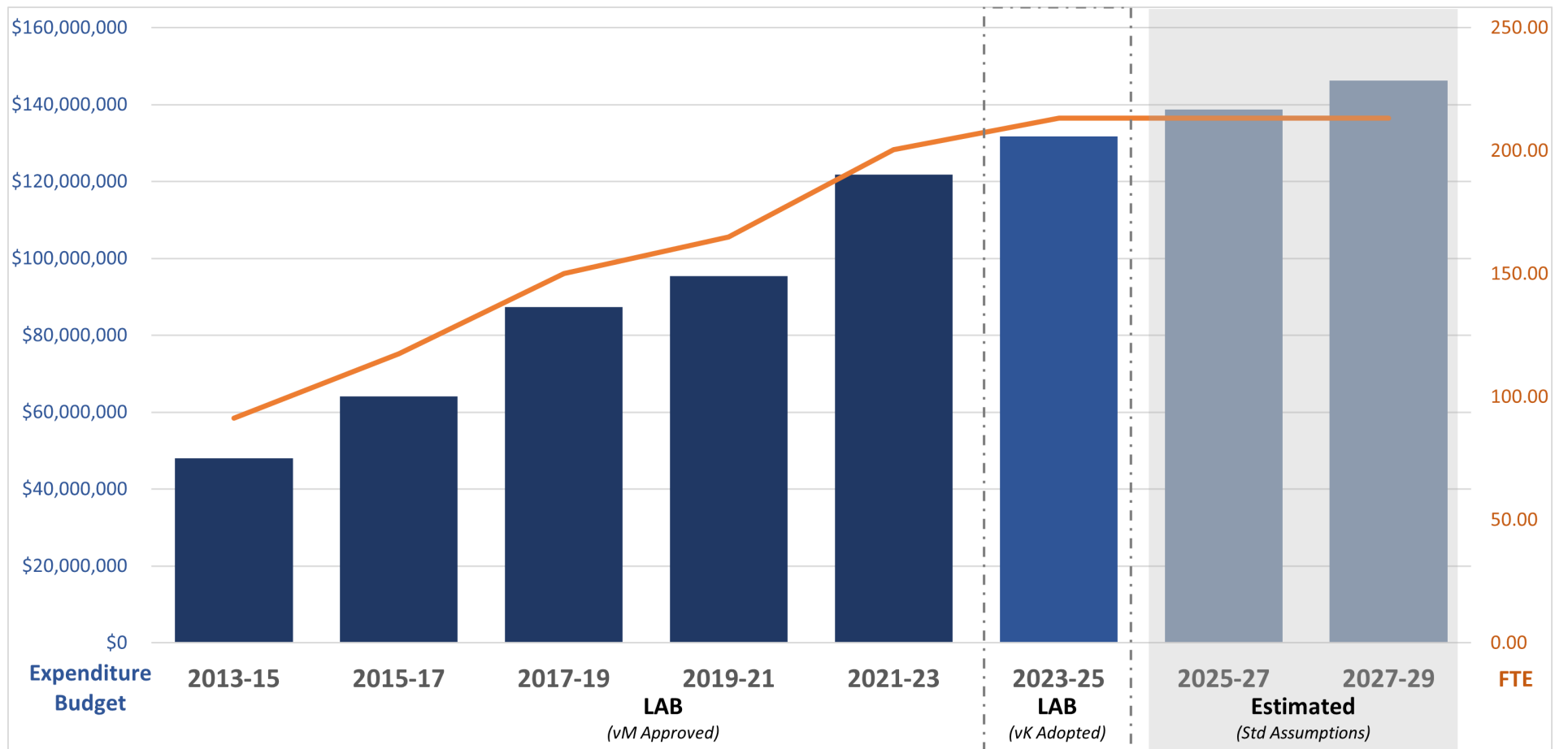
We serve Oregonians by helping them save for retirement, post-secondary education, and job-training. We help people with disabilities save for job training and disability-related costs while protecting their benefits. For all Oregonians, we promote the importance of financial literacy. Our goal with each of these programs is to support financially empowered Oregonians who are prepared for an independent, secure future.

We prudently invest public funds, including the management of the Public Employees Retirement Fund, the Common School Fund, and the Oregon Short Term and Intermediate Funds. We offer investment services to our local government partners through the Local Government Investment Pool and Local Government Intermediate Fund.

We provide centralized banking and debt management services to our government partners. We process payments, protect deposits of public funds, and provide a wide range of financial solutions to state agencies. We help our state and local governments finance long-term capital projects through bonding and debt management services, ensuring that our partners have access to low-cost financing. Together, we ensure that governments across the state have the money they need, whether to pay an invoice, finance a new school, or invest in Oregon's future.

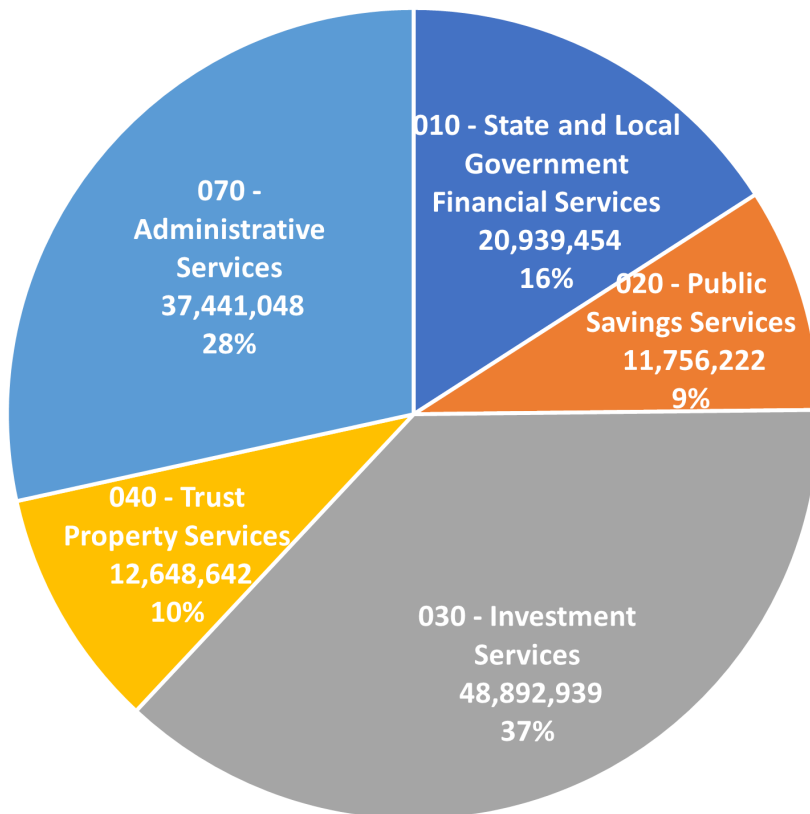
We help Oregonians access unclaimed assets such as uncashed checks, forgotten security deposits, and tax refunds. We protect the assets of Oregonians who die without a will or known heirs.

## Historical Biennial Budget

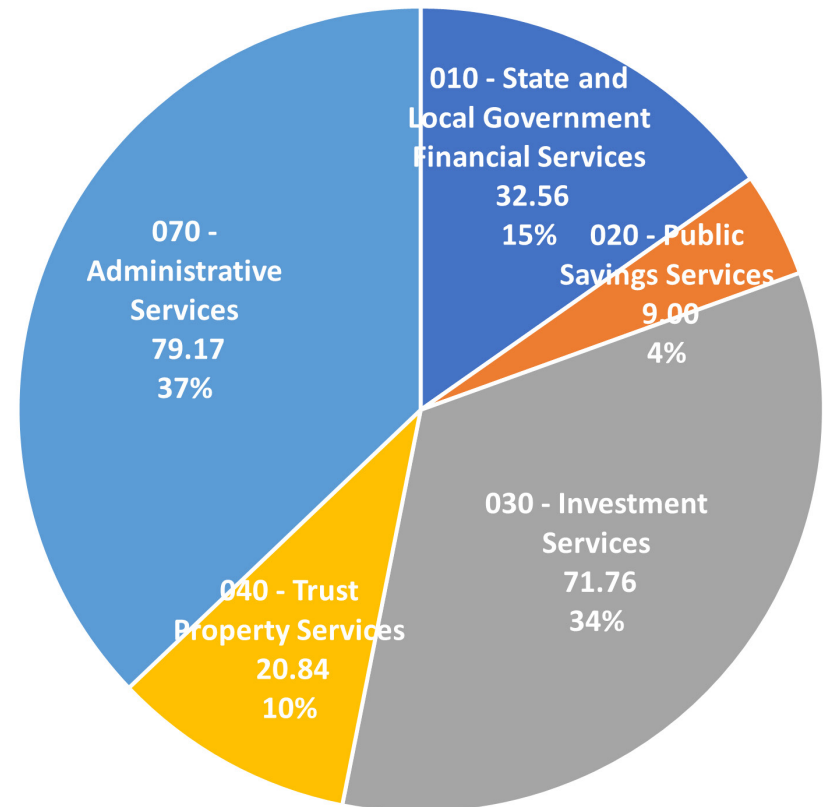


## 2023-25 Budget By Program

**Budget**



**Staffing**





# Agency Summary

## Mission Statement and Constitutional Authority

### Vision Statement

Leading the way for Oregonians to achieve long-term financial security.

### Mission Statement

Improving Oregon governments' and citizens' financial capabilities.

### Values

Integrity, Professionalism, Trust, Innovation, Diversity, Accessibility

The above vision, mission, and values directly influence how Treasury does our work, which is organized into five main areas: state and local government services, public savings services, investment services, trust property services, and administrative services. As detailed in the following sections, Treasury's current and future workplans are driven and tied together by three main strategic themes: equity, resilience, and opportunity. These are the touchstones we refer back to and aspire to as we deliver on behalf of Oregonians.

### Constitutional Authority

Article VI, Section 1, of the Oregon Constitution provides for the election of the State Treasurer as a separately elected office of the Executive Branch. Article VI Section 4 provides that the powers and duties of the Treasurer are established by law.

Article VIII, Section 5, of the Oregon Constitution places the State Treasurer on the State Land Board with the Governor and the Secretary of State. Its constitutional duties are the management and disposition of lands within the Common School Fund.

Article V, Section 8a, of the Oregon Constitution describes the order of succession in the event of a vacancy of the office of the Governor. The State Treasurer is second in line behind the Secretary of State.



# Agency Summary

## Statutory Authority

The Oregon State Treasury's statutory authority is listed in several chapters of the Oregon Revised Statutes:

### General

ORS 178 Duties of State Treasurer

### State and Local Government Financial Services

ORS 283 Interagency Services

ORS 285B Economic Development II

ORS 286A State Borrowing

ORS 287A Local Government Borrowing

ORS 289 Oregon Facilities Financing

ORS 293 Administration of Public Funds

ORS 294 County and Municipal Financial Administration

ORS 295 Depositories of Public Funds and Securities

ORS 328 Local Financing of Education

### Public Savings Services

ORS 178 Oregon Retirement Savings Plan; Oregon 529

### Savings Network

ORS 348 Student Aid; Education Stability Fund; Planning

### Investment Services

ORS 293 Administration of Public Funds

### Trust Property Services

ORS 98- Lost, Unordered and Unclaimed Property

ORS 111- Probate Law

ORS 112- Interstate Succession and Wills

ORS 113- Initiation of Estate Proceedings

ORS 114- Administration of Estates Generally

ORS 115- Claims, Actions, and Suits

ORS 116- Accounting, Distribution, and Closing

ORS 293- Payment Upon Death if Estate is not in Probate

ORS 703- Trust Verification and Deception Detection; Investigators



# Agency Summary

## Boards and Commissions

The Oregon Treasury serves on and supports several Boards and Commissions. An overview of each and its membership is included for reference.

### **Oregon Investment Council**

Sets policy for investment of Oregon State Treasury-managed statutory investment funds, including the Oregon Public Employees Retirement Fund and the State Accident Insurance Fund. Cara Samples, Chair, John Russell, Vice Chair; Lorraine Arvin; Kevin Olineck, PERS Director (ex officio); and Tobias Read, Oregon State Treasurer (ex officio). ORS 293.706.

### **Oregon Short Term Fund**

Advises Oregon Investment Council and State Treasury Investment staff in the management of the Oregon Short Term Fund. Members: Douglas E. Goe, Chair; Michael Kaplan, Treasurer's designee; Michelle Morrison; Brian Nava; Sharon Wojda; and Deanne Woodring. ORS 294.885

### **Oregon 529 Savings Board**

Sets policy for Savings Network, which includes the Oregon College Savings Plan and Oregon ABLE Savings Plan. Members: Tobias Read, Oregon State Treasurer, Chair; Jennifer Geller; Dr. Robin Holmes-Sullivan; Melissa (Missy) Olson; and Sydney Shook. ORS 348.849.

### **Oregon Retirement Savings Board**

Sets policy and guides development of the Oregon Retirement Savings Plan. Members: Tobias Read, Oregon State Treasurer, Chair; Jeff Anderson; Kara Backus; Sen. Lee Beyer; Edward Brewington; Rep. Pam Marsh; Cory Streisinger. ORS 178.200.

### **Municipal Debt Advisory Board**

Provides technical assistance to local governments and state agencies to improve the market for bond issues in Oregon. Members: Christine Reynolds, Chair; Eileen Hendricks; Jacqueline Knights, Treasurer's Designee; Brian Nava; Bryce Stadick; Sharon Wojda; and Brett Yancey. ORS 287A.630-640

### **Infrastructure Finance Authority**

Oversees public infrastructure assistance, and industrial land certification. Members: Chris Bailey; B. Jonas Biery; Kari Duncan; Andrea Klaas; Jacqueline Knights, Treasurer's Appointment; and Rep. John Lively. Staffed by Business Oregon. ORS 285A.091-108





# Agency Summary

## **Oregon Facilities Authority Board**

Helps nonprofit organizations access low-cost financing for capital projects through the issuance of tax exempt conduit revenue bonds. Members: Roy Kim, Chair; Andrea Trenner, Vice Chair; Kathleen Cornett; Sean Hubert; Eric Johansen; Erika Patton; and Erick Petersen. ORS 289.005-250

## **Private Activity Bond Committee**

Facilitates construction of critical facilities for public benefit through tax-exempt bonds using federally allocated funds. Members: Jacqueline B. Knights, Chair and Treasurer's Designee; Renee A. Klein, OR Department of Administrative Services Director's Designee; and Theresa K. Deibele. ORS 286A.605-630

## **State Debt Policy Advisory Commission**

Advises policymakers on debt capacity and produces annual state debt affordability report. Members: Treasurer Tobias Read, Chair; Sen. Lee Beyer; Rep. Nancy Nathanson; Katy Coba, Department of Administrative Services Director; and Timothy Duy, public representative. ORS 286A.250

## **Oregon Land Board**

This board manages state-owned lands for the benefit of the Common School Fund. Its three members are the Governor, the Secretary of State, and the State Treasurer. Governor Kate Brown, Chair; Shemia Fagan, Secretary of State; and Tobias Read, State Treasurer. ORS 273.031.

## **State Board of Education**

The Treasurer or a designee sits on the state committee that oversees curriculum for Oregon's public schools and community colleges. Guadalupe Martinez-Zapata, Chair; Jennifer Scurlock, Vice Chair; Bridgett Wheeler, 2nd Vice Chair; Kimberly Howard-Wade; and George Russell. ORS 326.021.

## Strategic Plan

The nature of Oregon State Treasury’s responsibilities – from investments to bonding to state government financial services – requires our team to think long-term. To that end, our day-to-day work is closely tied to and in concert with longer-range strategic planning. Even as we anticipate what we want to accomplish in the future, we always return to the question, “How can we be a resource for Oregon today?”

Further, both our short-term responsibilities and our long-term strategic plan are guided by our organization’s vision, mission, and values, but also by three strategic themes: equity, resilience, and opportunity.

If our values are very much about how we do our work, these themes are key to why we do our work. For example, it is obviously important that Treasury provides professional, forward-thinking solutions for complex financial issues. It is just as important that these solutions are accessible to entities across the state, and that the solutions are wholly and immediately available following a catastrophic event or a slower moving but no less disruptive situation, such as a pandemic.

Under the arc of our defined vision, mission, and values, and organized around the strategic themes of equity, resilience, and opportunity, our strategic plan has prioritized the following:

### **Treasury-wide Improvements and Administrative Services**

Continuous improvement is key to state government services that remain responsive to Oregonians’ needs and lead the way for their financial security. We know that our ability to serve our state and our citizens is dependent on a competent and resilient foundation that can recognize, respond, and adapt to both incremental changes and sudden, unforeseen shifts in circumstances. Our strategic goals:

- Enhancing our Diversity, Equity, and Inclusion (DEI) Infrastructure
- Developing and Promoting an Inclusive Workplace
- Increasing Equitable Career Development Opportunities
- Increase Capacity and Resiliency of the Treasury Technology

### **State and Local Government Financial Services**

We follow and meet industry standards to ensure the safety and integrity of public funds while seeking out low-cost financing solutions for governments, schools, and nonprofits. Our strategic goals:

- Achieve a resilient finance division with technologically flexible operations
- Improve Integrity of Statewide Debt Reporting

## Investment Services

We ensure the financial health of the State by balancing financial opportunities and risk through our professional judgment, diversity of thought, and transparent decision making. Our strategic goals:

- Improve Service to Members and Constituents
- Augment Investment Governance and Risk Management

## Public Savings Services

We believe in empowering our citizens to prepare for their future, knowing that an economically sound and dynamic state is driven by financially secure citizens who are able to improve and provide for themselves. Our strategic goals:

- Achieve full participation in OregonSaves
- Prepare for the next generation of OregonSaves
- Execute a public outreach strategy focused on financial literacy and education
- Continue promoting the Education Savings Tax Credit

## Trust Property Services

Now more than ever, Oregonian's need reliable, accessible routes for returning money that belongs to them. In 2019, the Legislature moved the management of Trust Property to Treasury; that transition occurred at the beginning of the 2021-23 biennium. Our strategic goals:

- Increase awareness of unclaimed property and intestate estate reporting requirements
- Improve compliance with unclaimed property and intestate reporting requirements
- Decrease the time needed to validate and return property claims
- Increase the rate of return for unclaimed property
- Improve response times on intestate estates

By pursuing the above initiatives, some of which are in turn supported by specific budgetary requests later in this document, we will be able to continue adapting our organization's capacity and professionalism to meet Oregon's needs.

And while all are critical to Treasury's long-term effectiveness, in the next section we highlight the priorities that will be of particular importance as we begin the 2023-25 biennium.

## Strategic Agency Initiatives

### **Supporting Diversity, Equity, and Inclusion**

Supporting Diversity, Equity, and Inclusion (DEI) is critical to our work. This initiative will focus on intentionally improving our diversity, deepening equity, and opportunity, and ensuring our work is inclusive across our organization. We must build a foundation of shared knowledge, commitment, resources, and tools that enables us to be innovative and flexible, and to pivot and re-strategize when needed.

### **Safeguarding Resiliency in Information Technology**

The Oregon State Treasury IT team operates in a high-threat environment as they develop and maintain mission-critical applications that nearly all Oregon public service entities depend on daily. This initiative is designed to increase the capacity and resiliency of the Treasury IT leadership team, improve the security and resilience of current and future Oregon State Treasury applications, meet stakeholder needs and expectations for modern, mobile-ready web communications, and improve access to public data.

### **Improving Speed and Services for Oregonians in Trust Property**

This initiative strategically builds capacity to utilize advanced research and analytic tools to locate property owners, raise awareness about the unclaimed property program, and approve claims within statutory deadlines. The initiative also invests in additional staff to enable Treasury to deploy two estates teams concurrently, a necessary investment to safeguard Oregonians' assets and reduce litigation risk.

### **Maintaining Uncompromising Services for State Government**

This initiative seeks to improve the resiliency of Treasury's banking, cash, and debt management operations, including supporting ongoing operating requirements and strategic and legislatively driven modernization activities, by investing in new staff and processes.

### **Managing Risk Across Investment Portfolios**

Effective investment portfolio management and the ability to provide a high level of service to state agencies, local governments, and citizens of Oregon is critical to the State's long term financial viability. This initiative will be working to improve comprehensive oversight across these programs to help ensure portfolio structure, policy, and member service needs are met and ultimately help to fulfill fiduciary responsibilities of the office of the State Treasurer.



# Agency Summary

## **Building Out Legal and Compliance Services for Growing Investment Operations**

The Investment Division has seen a substantial expansion in recent years, resulting in both a significantly increased volume of legal work and a need for more sophisticated internal controls. We will continue to focus on providing appropriate legal and compliance support in a manner that is commensurate in scale to the growth of the investment program.

## Criteria for 2023-25 Budget Development

We developed our 2023-25 budget based on our vision, values, program missions, and our five key objectives, which we have outlined in the preceding sections. These guideposts directly informed our strategic planning efforts and our budget development process. We have also considered the following guidance when developing, evaluating, and including policy option packages in our budget:

- What outcomes and benefits do we want to achieve for our business partners and beneficiaries?
- What products and services can and should we provide to meet their needs?
- What specific capabilities must be in place to deliver those products and services?
- How do we measure performance?
- What people, processes, and technology do we need to achieve this?



# Agency Summary

## Summary of 2023-25 Biennium Budget

Treasury, Oregon State  
Oregon Treasury  
2023-25 Biennium

Leg. Adopted Budget  
Cross Reference Number: 17000-000-00-00-00000

Description	Positions	Full-Time Equivalent (FTE)	ALL FUNDS	General Fund	Lottery Funds	Other Funds	Federal Funds	Nonlimited Other Funds	Nonlimited Federal Funds
2021-23 Leg Adopted Budget	210	200.36	118,732,025	-	-	115,832,025	-	2,900,000	-
2021-23 Emergency Boards	-	-	3,098,385	-	-	3,098,385	-	-	-
<b>2021-23 Leg Approved Budget</b>	<b>210</b>	<b>200.36</b>	<b>121,830,410</b>	<b>-</b>	<b>-</b>	<b>118,930,410</b>	<b>-</b>	<b>2,900,000</b>	<b>-</b>
<b>2023-25 Base Budget Adjustments</b>									
Net Cost of Position Actions									
Administrative Biennialized E-Board, Phase-Out	(2)	(0.45)	4,156,880	-	-	4,156,880	-	-	-
Estimated Cost of Merit Increase			-	-	-	-	-	-	-
Base Debt Service Adjustment			-	-	-	-	-	-	-
Base Nonlimited Adjustment			-	-	-	-	-	-	-
Capital Construction			-	-	-	-	-	-	-
<b>Subtotal 2023-25 Base Budget</b>	<b>208</b>	<b>199.91</b>	<b>125,987,290</b>	<b>-</b>	<b>-</b>	<b>123,087,290</b>	<b>-</b>	<b>2,900,000</b>	<b>-</b>
<b>Essential Packages</b>									
010 - Non-PICS Pers Svc/Vacancy Factor									
Vacancy Factor (Increase)/Decrease	-	-	(253,289)	-	-	(253,289)	-	-	-
Non-PICS Personal Service Increase/(Decrease)	-	-	430,886	-	-	430,886	-	-	-
<b>Subtotal</b>	<b>-</b>	<b>-</b>	<b>177,597</b>	<b>-</b>	<b>-</b>	<b>177,597</b>	<b>-</b>	<b>-</b>	<b>-</b>
020 - Phase In / Out Pgm & One-time Cost									
021 - Phase-in	-	-	701,624	-	-	701,624	-	-	-
022 - Phase-out Pgm & One-time Costs	-	-	(1,427,711)	-	-	(1,427,711)	-	-	-
<b>Subtotal</b>	<b>-</b>	<b>-</b>	<b>(726,087)</b>	<b>-</b>	<b>-</b>	<b>(726,087)</b>	<b>-</b>	<b>-</b>	<b>-</b>
030 - Inflation & Price List Adjustments									
Cost of Goods & Services Increase/(Decrease)	-	-	3,575,388	-	-	3,575,388	-	-	-
State Gov't & Services Charges Increase/(Decrease)			634,113	-	-	634,113	-	-	-

10/12/23  
7:14 AM

Page 1 of 24

BDV104 - Biennial Budget Summary  
BDV104



# Agency Summary

## Summary of 2023-25 Biennium Budget

Treasury, Oregon State  
Oregon Treasury  
2023-25 Biennium

Leg. Adopted Budget  
Cross Reference Number: 17000-000-00-00-00000

Description	Positions	Full-Time Equivalent (FTE)	ALL FUNDS	General Fund	Lottery Funds	Other Funds	Federal Funds	Nonlimited Other Funds	Nonlimited Federal Funds
Subtotal	-	-	4,209,501	-	-	4,209,501	-	-	-
040 - Mandated Caseload									
040 - Mandated Caseload	-	-	-	-	-	-	-	-	-
050 - Fundshifts and Revenue Reductions									
050 - Fundshifts	-	-	-	-	-	-	-	-	-
060 - Technical Adjustments									
060 - Technical Adjustments	-	-	-	-	-	-	-	-	-
Subtotal: 2023-25 Current Service Level	208	199.91	129,648,301	-	-	126,748,301	-	2,900,000	-

10/12/23  
7:14 AM

Page 2 of 24

BDV104 - Biennial Budget Summary  
BDV104





# Agency Summary

## Summary of 2023-25 Biennium Budget

Treasury, Oregon State  
Oregon Treasury  
2023-25 Biennium

Leg. Adopted Budget  
Cross Reference Number: 17000-000-00-00-00000

Description	Positions	Full-Time Equivalent (FTE)	ALL FUNDS	General Fund	Lottery Funds	Other Funds	Federal Funds	Nonlimited Other Funds	Nonlimited Federal Funds
<b>Subtotal: 2023-25 Current Service Level</b>	<b>208</b>	<b>199.91</b>	<b>129,648,301</b>	-	-	<b>126,748,301</b>	-	<b>2,900,000</b>	-
070 - Revenue Reductions/Shortfall									
070 - Revenue Shortfalls	-	-	(2,195,466)	-	-	(2,195,466)	-	-	-
<b>Modified 2023-25 Current Service Level</b>	<b>208</b>	<b>199.91</b>	<b>127,452,835</b>	-	-	<b>124,552,835</b>	-	<b>2,900,000</b>	-
080 - E-Boards									
081 - June 2022 Emergency Board	-	1.25	439,894	-	-	439,894	-	-	-
<b>Subtotal Emergency Board Packages</b>	<b>-</b>	<b>1.25</b>	<b>439,894</b>	-	-	<b>439,894</b>	-	-	-
Policy Packages									
090 - Analyst Adjustments	-	-	-	-	-	-	-	-	-
091 - Additional Analyst Adjustments	-	-	-	-	-	-	-	-	-
092 - Statewide AG Adjustment	-	-	-	-	-	-	-	-	-
093 - Statewide Adjustment DAS Chgs	-	-	-	-	-	-	-	-	-
801 - LFO Analyst Adjustments	-	-	-	-	-	-	-	-	-
802 - Vacant Position Reductions	-	-	-	-	-	-	-	-	-
810 - Statewide Adjustments	-	-	(209,206)	-	-	(209,206)	-	-	-
811 - Budget Reconciliation	-	-	-	-	-	-	-	-	-
813 - Policy Bills	2	1.13	263,925	-	-	263,925	-	-	-
816 - Capital Construction	-	-	-	-	-	-	-	-	-
101 - Ready, Resilient Operations: IT	2	1.84	691,563	-	-	691,563	-	-	-
102 - Performance & Service Imps.: Trust Property	2	1.84	464,846	-	-	464,846	-	-	-
103 - Capacity & Resilience: Government Services	5	4.60	1,321,951	-	-	1,321,951	-	-	-
104 - Portfolio Governance: Investments	1	0.92	391,225	-	-	391,225	-	-	-
105 - Internal Controls & Support: Legal	2	1.84	861,272	-	-	861,272	-	-	-

10/12/23  
7:14 AM

Page 3 of 24

BDV104 - Biennial Budget Summary  
BDV104



# Agency Summary

## Summary of 2023-25 Biennium Budget

Treasury, Oregon State  
Oregon Treasury  
2023-25 Biennium

Leg. Adopted Budget  
Cross Reference Number: 17000-000-00-00-00000

<i>Description</i>	<i>Positions</i>	<i>Full-Time Equivalent (FTE)</i>	<i>ALL FUNDS</i>	<i>General Fund</i>	<i>Lottery Funds</i>	<i>Other Funds</i>	<i>Federal Funds</i>	<i>Nonlimited Other Funds</i>	<i>Nonlimited Federal Funds</i>
Subtotal Policy Packages	14	12.17	3,785,576	-	-	3,785,576	-	-	-
Total 2023-25 Leg. Adopted Budget	222	213.33	131,678,305	-	-	128,778,305	-	2,900,000	-
Percentage Change From 2021-23 Leg Approved Budget	5.71%	6.47%	8.08%	-	-	8.28%	-	-	-
Percentage Change From 2023-25 Current Service Level	6.73%	6.71%	1.57%	-	-	1.60%	-	-	-

10/12/23  
7:14 AM

Page 4 of 24

BDV104 - Biennial Budget Summary  
BDV104



# Agency Summary

## Summary of 2023-25 Biennium Budget

Treasury, Oregon State  
State and Local Government Financial Services  
2023-25 Biennium

Leg. Adopted Budget  
Cross Reference Number: 17000-010-00-00-00000

Description	Positions	Full-Time Equivalent (FTE)	ALL FUNDS	General Fund	Lottery Funds	Other Funds	Federal Funds	Nonlimited Other Funds	Nonlimited Federal Funds
2021-23 Leg Adopted Budget	30	29.51	19,709,485	-	-	19,709,485	-	-	-
2021-23 Emergency Boards	-	-	355,487	-	-	355,487	-	-	-
<b>2021-23 Leg Approved Budget</b>	<b>30</b>	<b>29.51</b>	<b>20,064,972</b>	-	-	<b>20,064,972</b>	-	-	-
<b>2023-25 Base Budget Adjustments</b>									
Net Cost of Position Actions									
Administrative Biennialized E-Board, Phase-Out	(2)	(1.51)	(118,748)	-	-	(118,748)	-	-	-
Estimated Cost of Merit Increase			-	-	-	-	-	-	-
Base Debt Service Adjustment			-	-	-	-	-	-	-
Base Nonlimited Adjustment			-	-	-	-	-	-	-
Capital Construction			-	-	-	-	-	-	-
<b>Subtotal 2023-25 Base Budget</b>	<b>28</b>	<b>28.00</b>	<b>19,946,224</b>	-	-	<b>19,946,224</b>	-	-	-
<b>Essential Packages</b>									
010 - Non-PICS Pers Svc/Vacancy Factor									
Vacancy Factor (Increase)/Decrease	-	-	(1,442)	-	-	(1,442)	-	-	-
Non-PICS Personal Service Increase/(Decrease)	-	-	(11,966)	-	-	(11,966)	-	-	-
<b>Subtotal</b>	<b>-</b>	<b>-</b>	<b>(13,408)</b>	-	-	<b>(13,408)</b>	-	-	-
020 - Phase In / Out Pgm & One-time Cost									
021 - Phase-in	-	-	137,950	-	-	137,950	-	-	-
022 - Phase-out Pgm & One-time Costs	-	-	(1,114,142)	-	-	(1,114,142)	-	-	-
<b>Subtotal</b>	<b>-</b>	<b>-</b>	<b>(976,192)</b>	-	-	<b>(976,192)</b>	-	-	-
030 - Inflation & Price List Adjustments									
Cost of Goods & Services Increase/(Decrease)	-	-	735,571	-	-	735,571	-	-	-
<b>Subtotal</b>	<b>-</b>	<b>-</b>	<b>735,571</b>	-	-	<b>735,571</b>	-	-	-

10/12/23  
7:14 AM

Page 5 of 24

BDV104 - Biennial Budget Summary  
BDV104



# Agency Summary

## Summary of 2023-25 Biennium Budget

Treasury, Oregon State  
State and Local Government Financial Services  
2023-25 Biennium

Leg. Adopted Budget  
Cross Reference Number: 17000-010-00-00-00000

Description	Positions	Full-Time Equivalent (FTE)	ALL FUNDS	General Fund	Lottery Funds	Other Funds	Federal Funds	Nonlimited Other Funds	Nonlimited Federal Funds
040 - Mandated Caseload									
040 - Mandated Caseload	-	-	-	-	-	-	-	-	-
050 - Fundshifts and Revenue Reductions									
050 - Fundshifts	-	-	-	-	-	-	-	-	-
060 - Technical Adjustments									
060 - Technical Adjustments	-	-	(47,700)	-	-	(47,700)	-	-	-
<b>Subtotal: 2023-25 Current Service Level</b>	<b>28</b>	<b>28.00</b>	<b>19,644,495</b>	<b>-</b>	<b>-</b>	<b>19,644,495</b>	<b>-</b>	<b>-</b>	<b>-</b>

10/12/23  
7:14 AM

Page 6 of 24

BDV104 - Biennial Budget Summary  
BDV104



# Agency Summary

## Summary of 2023-25 Biennium Budget

Treasury, Oregon State  
State and Local Government Financial Services  
2023-25 Biennium

Leg. Adopted Budget  
Cross Reference Number: 17000-010-00-00-00000

Description	Positions	Full-Time Equivalent (FTE)	ALL FUNDS	General Fund	Lottery Funds	Other Funds	Federal Funds	Nonlimited Other Funds	Nonlimited Federal Funds
Subtotal: 2023-25 Current Service Level	28	28.00	19,644,495	-	-	19,644,495	-	-	-
070 - Revenue Reductions/Shortfall									
070 - Revenue Shortfalls	-	-	-	-	-	-	-	-	-
Modified 2023-25 Current Service Level	28	28.00	19,644,495	-	-	19,644,495	-	-	-
080 - E-Boards									
081 - June 2022 Emergency Board	-	-	-	-	-	-	-	-	-
Subtotal Emergency Board Packages	-	-	-	-	-	-	-	-	-
Policy Packages									
090 - Analyst Adjustments	-	-	-	-	-	-	-	-	-
091 - Additional Analyst Adjustments	-	-	-	-	-	-	-	-	-
092 - Statewide AG Adjustment	-	-	-	-	-	-	-	-	-
093 - Statewide Adjustment DAS Chgs	-	-	-	-	-	-	-	-	-
801 - LFO Analyst Adjustments	-	-	-	-	-	-	-	-	-
802 - Vacant Position Reductions	-	-	-	-	-	-	-	-	-
810 - Statewide Adjustments	-	-	(6,773)	-	-	(6,773)	-	-	-
811 - Budget Reconciliation	-	-	-	-	-	-	-	-	-
813 - Policy Bills	1	0.88	212,144	-	-	212,144	-	-	-
816 - Capital Construction	-	-	-	-	-	-	-	-	-
101 - Ready, Resilient Operations: IT	-	-	-	-	-	-	-	-	-
102 - Performance & Service Imps.: Trust Property	-	-	-	-	-	-	-	-	-
103 - Capacity & Resilience: Government Services	4	3.68	1,089,588	-	-	1,089,588	-	-	-
104 - Portfolio Governance: Investments	-	-	-	-	-	-	-	-	-
105 - Internal Controls & Support: Legal	-	-	-	-	-	-	-	-	-

10/12/23  
7:14 AM

Page 7 of 24

BDV104 - Biennial Budget Summary  
BDV104



# Agency Summary

## Summary of 2023-25 Biennium Budget

Treasury, Oregon State  
State and Local Government Financial Services  
2023-25 Biennium

Leg. Adopted Budget  
Cross Reference Number: 17000-010-00-00-00000

<i>Description</i>	<i>Positions</i>	<i>Full-Time Equivalent (FTE)</i>	<i>ALL FUNDS</i>	<i>General Fund</i>	<i>Lottery Funds</i>	<i>Other Funds</i>	<i>Federal Funds</i>	<i>Nonlimited Other Funds</i>	<i>Nonlimited Federal Funds</i>
Subtotal Policy Packages	5	4.56	1,294,959	-	-	1,294,959	-	-	-
Total 2023-25 Leg. Adopted Budget	33	32.56	20,939,454	-	-	20,939,454	-	-	-
Percentage Change From 2021-23 Leg Approved Budget	10.00%	10.34%	4.36%	-	-	4.36%	-	-	-
Percentage Change From 2023-25 Current Service Level	17.86%	16.29%	6.59%	-	-	6.59%	-	-	-

10/12/23  
7:14 AM

Page 8 of 24

BDV104 - Biennial Budget Summary  
BDV104



# Agency Summary

## Summary of 2023-25 Biennium Budget

Treasury, Oregon State  
Public Savings Services  
2023-25 Biennium

Leg. Adopted Budget  
Cross Reference Number: 17000-020-00-00-00000

Description	Positions	Full-Time Equivalent (FTE)	ALL FUNDS	General Fund	Lottery Funds	Other Funds	Federal Funds	Nonlimited Other Funds	Nonlimited Federal Funds
2021-23 Leg Adopted Budget	9	9.00	12,803,819	-	-	12,803,819	-	-	-
2021-23 Emergency Boards	-	-	109,445	-	-	109,445	-	-	-
<b>2021-23 Leg Approved Budget</b>	<b>9</b>	<b>9.00</b>	<b>12,913,264</b>	<b>-</b>	<b>-</b>	<b>12,913,264</b>	<b>-</b>	<b>-</b>	<b>-</b>
<b>2023-25 Base Budget Adjustments</b>									
Net Cost of Position Actions									
Administrative Biennialized E-Board, Phase-Out	-	-	179,652	-	-	179,652	-	-	-
Estimated Cost of Merit Increase	-	-	-	-	-	-	-	-	-
Base Debt Service Adjustment	-	-	-	-	-	-	-	-	-
Base Nonlimited Adjustment	-	-	-	-	-	-	-	-	-
Capital Construction	-	-	-	-	-	-	-	-	-
<b>Subtotal 2023-25 Base Budget</b>	<b>9</b>	<b>9.00</b>	<b>13,092,916</b>	<b>-</b>	<b>-</b>	<b>13,092,916</b>	<b>-</b>	<b>-</b>	<b>-</b>
<b>Essential Packages</b>									
010 - Non-PICS Pers Svc/Vacancy Factor									
Vacancy Factor (Increase)/Decrease	-	-	647	-	-	647	-	-	-
Non-PICS Personal Service Increase/(Decrease)	-	-	(1,224)	-	-	(1,224)	-	-	-
<b>Subtotal</b>	<b>-</b>	<b>-</b>	<b>(577)</b>	<b>-</b>	<b>-</b>	<b>(577)</b>	<b>-</b>	<b>-</b>	<b>-</b>
020 - Phase In / Out Pgm & One-time Cost									
021 - Phase-in	-	-	57,317	-	-	57,317	-	-	-
022 - Phase-out Pgm & One-time Costs	-	-	-	-	-	-	-	-	-
<b>Subtotal</b>	<b>-</b>	<b>-</b>	<b>57,317</b>	<b>-</b>	<b>-</b>	<b>57,317</b>	<b>-</b>	<b>-</b>	<b>-</b>
030 - Inflation & Price List Adjustments									
Cost of Goods & Services Increase/(Decrease)	-	-	937,119	-	-	937,119	-	-	-
<b>Subtotal</b>	<b>-</b>	<b>-</b>	<b>937,119</b>	<b>-</b>	<b>-</b>	<b>937,119</b>	<b>-</b>	<b>-</b>	<b>-</b>

10/12/23  
7:14 AM

Page 9 of 24

BDV104 - Biennial Budget Summary  
BDV104



# Agency Summary

## Summary of 2023-25 Biennium Budget

Treasury, Oregon State  
Public Savings Services  
2023-25 Biennium

Leg. Adopted Budget  
Cross Reference Number: 17000-020-00-00-00000

<i>Description</i>	<i>Positions</i>	<i>Full-Time Equivalent (FTE)</i>	<i>ALL FUNDS</i>	<i>General Fund</i>	<i>Lottery Funds</i>	<i>Other Funds</i>	<i>Federal Funds</i>	<i>Nonlimited Other Funds</i>	<i>Nonlimited Federal Funds</i>
040 - Mandated Caseload									
040 - Mandated Caseload	-	-	-	-	-	-	-	-	-
050 - Fundshifts and Revenue Reductions									
050 - Fundshifts	-	-	-	-	-	-	-	-	-
060 - Technical Adjustments									
060 - Technical Adjustments	-	-	(117,533)	-	-	(117,533)	-	-	-
<b>Subtotal: 2023-25 Current Service Level</b>	<b>9</b>	<b>9.00</b>	<b>13,969,242</b>	<b>-</b>	<b>-</b>	<b>13,969,242</b>	<b>-</b>	<b>-</b>	<b>-</b>

10/12/23  
7:14 AM

Page 10 of 24

BDV104 - Biennial Budget Summary  
BDV104





# Agency Summary

## Summary of 2023-25 Biennium Budget

Treasury, Oregon State  
Public Savings Services  
2023-25 Biennium

Leg. Adopted Budget  
Cross Reference Number: 17000-020-00-00-00000

Description	Positions	Full-Time Equivalent (FTE)	ALL FUNDS	General Fund	Lottery Funds	Other Funds	Federal Funds	Nonlimited Other Funds	Nonlimited Federal Funds
<b>Subtotal: 2023-25 Current Service Level</b>	<b>9</b>	<b>9.00</b>	<b>13,969,242</b>	-	-	<b>13,969,242</b>	-	-	-
070 - Revenue Reductions/Shortfall									
070 - Revenue Shortfalls	-	-	(2,195,466)	-	-	(2,195,466)	-	-	-
<b>Modified 2023-25 Current Service Level</b>	<b>9</b>	<b>9.00</b>	<b>11,773,776</b>	-	-	<b>11,773,776</b>	-	-	-
080 - E-Boards									
081 - June 2022 Emergency Board	-	-	-	-	-	-	-	-	-
<b>Subtotal Emergency Board Packages</b>	<b>-</b>	<b>-</b>	<b>-</b>	<b>-</b>	<b>-</b>	<b>-</b>	<b>-</b>	<b>-</b>	<b>-</b>
Policy Packages									
090 - Analyst Adjustments	-	-	-	-	-	-	-	-	-
091 - Additional Analyst Adjustments	-	-	-	-	-	-	-	-	-
092 - Statewide AG Adjustment	-	-	-	-	-	-	-	-	-
093 - Statewide Adjustment DAS Chgs	-	-	-	-	-	-	-	-	-
801 - LFO Analyst Adjustments	-	-	-	-	-	-	-	-	-
802 - Vacant Position Reductions	-	-	-	-	-	-	-	-	-
810 - Statewide Adjustments	-	-	(17,554)	-	-	(17,554)	-	-	-
811 - Budget Reconciliation	-	-	-	-	-	-	-	-	-
813 - Policy Bills	-	-	-	-	-	-	-	-	-
816 - Capital Construction	-	-	-	-	-	-	-	-	-
101 - Ready, Resilient Operations: IT	-	-	-	-	-	-	-	-	-
102 - Performance & Service Imps.: Trust Property	-	-	-	-	-	-	-	-	-
103 - Capacity & Resilience: Government Services	-	-	-	-	-	-	-	-	-
104 - Portfolio Governance: Investments	-	-	-	-	-	-	-	-	-
105 - Internal Controls & Support: Legal	-	-	-	-	-	-	-	-	-

10/12/23  
7:14 AM

Page 11 of 24

BDV104 - Biennial Budget Summary  
BDV104



# Agency Summary

## Summary of 2023-25 Biennium Budget

Treasury, Oregon State  
Public Savings Services  
2023-25 Biennium

Leg. Adopted Budget  
Cross Reference Number: 17000-020-00-00-00000

<i>Description</i>	<i>Positions</i>	<i>Full-Time Equivalent (FTE)</i>	<i>ALL FUNDS</i>	<i>General Fund</i>	<i>Lottery Funds</i>	<i>Other Funds</i>	<i>Federal Funds</i>	<i>Nonlimited Other Funds</i>	<i>Nonlimited Federal Funds</i>
Subtotal Policy Packages	-	-	(17,554)	-	-	(17,554)	-	-	-
Total 2023-25 Leg. Adopted Budget	9	9.00	11,756,222	-	-	11,756,222	-	-	-
Percentage Change From 2021-23 Leg Approved Budget	-	-	-8.96%	-	-	-8.96%	-	-	-
Percentage Change From 2023-25 Current Service Level	-	-	-15.84%	-	-	-15.84%	-	-	-

10/12/23  
7:14 AM

Page 12 of 24

BDV104 - Biennial Budget Summary  
BDV104



# Agency Summary

## Summary of 2023-25 Biennium Budget

Treasury, Oregon State  
Investment Services  
2023-25 Biennium

Leg. Adopted Budget  
Cross Reference Number: 17000-030-00-00-00000

Description	Positions	Full-Time Equivalent (FTE)	ALL FUNDS	General Fund	Lottery Funds	Other Funds	Federal Funds	Nonlimited Other Funds	Nonlimited Federal Funds
2021-23 Leg Adopted Budget	69	68.63	42,029,285	-	-	42,029,285	-	-	-
2021-23 Emergency Boards	-	-	1,506,644	-	-	1,506,644	-	-	-
<b>2021-23 Leg Approved Budget</b>	<b>69</b>	<b>68.63</b>	<b>43,535,929</b>	-	-	<b>43,535,929</b>	-	-	-
<b>2023-25 Base Budget Adjustments</b>									
Net Cost of Position Actions									
Administrative Biennialized E-Board, Phase-Out	-	0.37	2,546,313	-	-	2,546,313	-	-	-
Estimated Cost of Merit Increase			-	-	-	-	-	-	-
Base Debt Service Adjustment			-	-	-	-	-	-	-
Base Nonlimited Adjustment			-	-	-	-	-	-	-
Capital Construction			-	-	-	-	-	-	-
<b>Subtotal 2023-25 Base Budget</b>	<b>69</b>	<b>69.00</b>	<b>46,082,242</b>	-	-	<b>46,082,242</b>	-	-	-
<b>Essential Packages</b>									
010 - Non-PICS Pers Svc/Vacancy Factor									
Vacancy Factor (Increase)/Decrease	-	-	(229,036)	-	-	(229,036)	-	-	-
Non-PICS Personal Service Increase/(Decrease)	-	-	422,484	-	-	422,484	-	-	-
<b>Subtotal</b>	<b>-</b>	<b>-</b>	<b>193,448</b>	-	-	<b>193,448</b>	-	-	-
020 - Phase In / Out Pgm & One-time Cost									
021 - Phase-in	-	-	-	-	-	-	-	-	-
022 - Phase-out Pgm & One-time Costs	-	-	(24,567)	-	-	(24,567)	-	-	-
<b>Subtotal</b>	<b>-</b>	<b>-</b>	<b>(24,567)</b>	-	-	<b>(24,567)</b>	-	-	-
030 - Inflation & Price List Adjustments									
Cost of Goods & Services Increase/(Decrease)	-	-	518,671	-	-	518,671	-	-	-
State Gov't & Services Charges Increase/(Decrease)			114,153	-	-	114,153	-	-	-

10/12/23  
7:14 AM

Page 13 of 24

BDV104 - Biennial Budget Summary  
BDV104



# Agency Summary

## Summary of 2023-25 Biennium Budget

Treasury, Oregon State  
Investment Services  
2023-25 Biennium

Leg. Adopted Budget  
Cross Reference Number: 17000-030-00-00-00000

Description	Positions	Full-Time Equivalent (FTE)	ALL FUNDS	General Fund	Lottery Funds	Other Funds	Federal Funds	Nonlimited Other Funds	Nonlimited Federal Funds
Subtotal	-	-	632,824	-	-	632,824	-	-	-
040 - Mandated Caseload									
040 - Mandated Caseload	-	-	-	-	-	-	-	-	-
050 - Fundshifts and Revenue Reductions									
050 - Fundshifts	-	-	-	-	-	-	-	-	-
060 - Technical Adjustments									
060 - Technical Adjustments	-	-	777,839	-	-	777,839	-	-	-
Subtotal: 2023-25 Current Service Level	69	69.00	47,661,786	-	-	47,661,786	-	-	-

10/12/23  
7:14 AM

Page 14 of 24

BDV104 - Biennial Budget Summary  
BDV104



# Agency Summary

## Summary of 2023-25 Biennium Budget

Treasury, Oregon State  
Investment Services  
2023-25 Biennium

Leg. Adopted Budget  
Cross Reference Number: 17000-030-00-00-00000

Description	Positions	Full-Time Equivalent (FTE)	ALL FUNDS	General Fund	Lottery Funds	Other Funds	Federal Funds	Nonlimited Other Funds	Nonlimited Federal Funds
<b>Subtotal: 2023-25 Current Service Level</b>	<b>69</b>	<b>69.00</b>	<b>47,661,786</b>	-	-	<b>47,661,786</b>	-	-	-
070 - Revenue Reductions/Shortfall									
070 - Revenue Shortfalls	-	-	-	-	-	-	-	-	-
<b>Modified 2023-25 Current Service Level</b>	<b>69</b>	<b>69.00</b>	<b>47,661,786</b>	-	-	<b>47,661,786</b>	-	-	-
080 - E-Boards									
081 - June 2022 Emergency Board	-	-	-	-	-	-	-	-	-
<b>Subtotal Emergency Board Packages</b>	<b>-</b>	<b>-</b>	<b>-</b>	<b>-</b>	<b>-</b>	<b>-</b>	<b>-</b>	<b>-</b>	<b>-</b>
Policy Packages									
090 - Analyst Adjustments	-	-	-	-	-	-	-	-	-
091 - Additional Analyst Adjustments	-	-	-	-	-	-	-	-	-
092 - Statewide AG Adjustment	-	-	-	-	-	-	-	-	-
093 - Statewide Adjustment DAS Chgs	-	-	-	-	-	-	-	-	-
801 - LFO Analyst Adjustments	-	-	-	-	-	-	-	-	-
802 - Vacant Position Reductions	-	-	-	-	-	-	-	-	-
810 - Statewide Adjustments	-	-	(21,344)	-	-	(21,344)	-	-	-
811 - Budget Reconciliation	-	-	-	-	-	-	-	-	-
813 - Policy Bills	-	-	-	-	-	-	-	-	-
816 - Capital Construction	-	-	-	-	-	-	-	-	-
101 - Ready, Resilient Operations: IT	-	-	-	-	-	-	-	-	-
102 - Performance & Service Imps.: Trust Property	-	-	-	-	-	-	-	-	-
103 - Capacity & Resilience: Government Services	-	-	-	-	-	-	-	-	-
104 - Portfolio Governance: Investments	1	0.92	391,225	-	-	391,225	-	-	-
105 - Internal Controls & Support: Legal	2	1.84	861,272	-	-	861,272	-	-	-

10/12/23  
7:14 AM

Page 15 of 24

BDV104 - Biennial Budget Summary  
BDV104



# Agency Summary

## Summary of 2023-25 Biennium Budget

Treasury, Oregon State  
Investment Services  
2023-25 Biennium

Leg. Adopted Budget  
Cross Reference Number: 17000-030-00-00-00000

Description	Positions	Full-Time Equivalent (FTE)	ALL FUNDS	General Fund	Lottery Funds	Other Funds	Federal Funds	Nonlimited Other Funds	Nonlimited Federal Funds
Subtotal Policy Packages	3	2.76	1,231,153	-	-	1,231,153	-	-	-
Total 2023-25 Leg. Adopted Budget	72	71.76	48,892,939	-	-	48,892,939	-	-	-
Percentage Change From 2021-23 Leg Approved Budget	4.35%	4.56%	12.30%	-	-	12.30%	-	-	-
Percentage Change From 2023-25 Current Service Level	4.35%	4.00%	2.58%	-	-	2.58%	-	-	-

10/12/23  
7:14 AM

Page 16 of 24

BDV104 - Biennial Budget Summary  
BDV104



# Agency Summary

## Summary of 2023-25 Biennium Budget

Treasury, Oregon State  
Trust Property Services  
2023-25 Biennium

Leg. Adopted Budget  
Cross Reference Number: 17000-040-00-00-00000

Description	Positions	Full-Time Equivalent (FTE)	ALL FUNDS	General Fund	Lottery Funds	Other Funds	Federal Funds	Nonlimited Other Funds	Nonlimited Federal Funds
2021-23 Leg Adopted Budget	19	17.76	11,119,148	-	-	8,219,148	-	2,900,000	-
2021-23 Emergency Boards	-	-	215,255	-	-	215,255	-	-	-
<b>2021-23 Leg Approved Budget</b>	<b>19</b>	<b>17.76</b>	<b>11,334,403</b>	<b>-</b>	<b>-</b>	<b>8,434,403</b>	<b>-</b>	<b>2,900,000</b>	<b>-</b>
<b>2023-25 Base Budget Adjustments</b>									
Net Cost of Position Actions									
Administrative Biennialized E-Board, Phase-Out	-	0.49	400,782	-	-	400,782	-	-	-
Estimated Cost of Merit Increase			-	-	-	-	-	-	-
Base Debt Service Adjustment			-	-	-	-	-	-	-
Base Nonlimited Adjustment			-	-	-	-	-	-	-
Capital Construction			-	-	-	-	-	-	-
<b>Subtotal 2023-25 Base Budget</b>	<b>19</b>	<b>18.25</b>	<b>11,735,185</b>	<b>-</b>	<b>-</b>	<b>8,835,185</b>	<b>-</b>	<b>2,900,000</b>	<b>-</b>
<b>Essential Packages</b>									
010 - Non-PICS Pers Svc/Vacancy Factor									
Vacancy Factor (Increase)/Decrease	-	-	(17,424)	-	-	(17,424)	-	-	-
Non-PICS Personal Service Increase/(Decrease)	-	-	19,517	-	-	19,517	-	-	-
<b>Subtotal</b>	<b>-</b>	<b>-</b>	<b>2,093</b>	<b>-</b>	<b>-</b>	<b>2,093</b>	<b>-</b>	<b>-</b>	<b>-</b>
020 - Phase In / Out Pgm & One-time Cost									
021 - Phase-in	-	-	127,919	-	-	127,919	-	-	-
022 - Phase-out Pgm & One-time Costs	-	-	(147,890)	-	-	(147,890)	-	-	-
<b>Subtotal</b>	<b>-</b>	<b>-</b>	<b>(19,971)</b>	<b>-</b>	<b>-</b>	<b>(19,971)</b>	<b>-</b>	<b>-</b>	<b>-</b>
030 - Inflation & Price List Adjustments									
Cost of Goods & Services Increase/(Decrease)	-	-	478,899	-	-	478,899	-	-	-
<b>Subtotal</b>	<b>-</b>	<b>-</b>	<b>478,899</b>	<b>-</b>	<b>-</b>	<b>478,899</b>	<b>-</b>	<b>-</b>	<b>-</b>

10/12/23  
7:14 AM

Page 17 of 24

BDV104 - Biennial Budget Summary  
BDV104



# Agency Summary

## Summary of 2023-25 Biennium Budget

Treasury, Oregon State  
Trust Property Services  
2023-25 Biennium

Leg. Adopted Budget  
Cross Reference Number: 17000-040-00-00-00000

Description	Positions	Full-Time Equivalent (FTE)	ALL FUNDS	General Fund	Lottery Funds	Other Funds	Federal Funds	Nonlimited Other Funds	Nonlimited Federal Funds
040 - Mandated Caseload									
040 - Mandated Caseload	-	-	-	-	-	-	-	-	-
050 - Fundshifts and Revenue Reductions									
050 - Fundshifts	-	-	-	-	-	-	-	-	-
060 - Technical Adjustments									
060 - Technical Adjustments	-	-	(302,599)	-	-	(302,599)	-	-	-
<b>Subtotal: 2023-25 Current Service Level</b>	<b>19</b>	<b>18.25</b>	<b>11,893,607</b>	<b>-</b>	<b>-</b>	<b>8,993,607</b>	<b>-</b>	<b>2,900,000</b>	<b>-</b>

10/12/23  
7:14 AM

Page 18 of 24

BDV104 - Biennial Budget Summary  
BDV104





# Agency Summary

## Summary of 2023-25 Biennium Budget

Treasury, Oregon State  
Trust Property Services  
2023-25 Biennium

Leg. Adopted Budget  
Cross Reference Number: 17000-040-00-00-00000

Description	Positions	Full-Time Equivalent (FTE)	ALL FUNDS	General Fund	Lottery Funds	Other Funds	Federal Funds	Nonlimited Other Funds	Nonlimited Federal Funds
<b>Subtotal: 2023-25 Current Service Level</b>	<b>19</b>	<b>18.25</b>	<b>11,893,607</b>	-	-	<b>8,993,607</b>	-	<b>2,900,000</b>	-
070 - Revenue Reductions/Shortfall									
070 - Revenue Shortfalls	-	-	-	-	-	-	-	-	-
<b>Modified 2023-25 Current Service Level</b>	<b>19</b>	<b>18.25</b>	<b>11,893,607</b>	-	-	<b>8,993,607</b>	-	<b>2,900,000</b>	-
080 - E-Boards									
081 - June 2022 Emergency Board	-	0.75	340,592	-	-	340,592	-	-	-
<b>Subtotal Emergency Board Packages</b>	<b>-</b>	<b>0.75</b>	<b>340,592</b>	-	-	<b>340,592</b>	-	-	-
Policy Packages									
090 - Analyst Adjustments	-	-	-	-	-	-	-	-	-
091 - Additional Analyst Adjustments	-	-	-	-	-	-	-	-	-
092 - Statewide AG Adjustment	-	-	-	-	-	-	-	-	-
093 - Statewide Adjustment DAS Chgs	-	-	-	-	-	-	-	-	-
801 - LFO Analyst Adjustments	-	-	-	-	-	-	-	-	-
802 - Vacant Position Reductions	-	-	-	-	-	-	-	-	-
810 - Statewide Adjustments	-	-	(50,403)	-	-	(50,403)	-	-	-
811 - Budget Reconciliation	-	-	-	-	-	-	-	-	-
813 - Policy Bills	-	-	-	-	-	-	-	-	-
816 - Capital Construction	-	-	-	-	-	-	-	-	-
101 - Ready, Resilient Operations: IT	-	-	-	-	-	-	-	-	-
102 - Performance & Service Imps.: Trust Property	2	1.84	464,846	-	-	464,846	-	-	-
103 - Capacity & Resilience: Government Services	-	-	-	-	-	-	-	-	-
104 - Portfolio Governance: Investments	-	-	-	-	-	-	-	-	-
105 - Internal Controls & Support: Legal	-	-	-	-	-	-	-	-	-

10/12/23  
7:14 AM

Page 19 of 24

BDV104 - Biennial Budget Summary  
BDV104



# Agency Summary

## Summary of 2023-25 Biennium Budget

Treasury, Oregon State  
Trust Property Services  
2023-25 Biennium

Leg. Adopted Budget  
Cross Reference Number: 17000-040-00-00-00000

<i>Description</i>	<i>Positions</i>	<i>Full-Time Equivalent (FTE)</i>	<i>ALL FUNDS</i>	<i>General Fund</i>	<i>Lottery Funds</i>	<i>Other Funds</i>	<i>Federal Funds</i>	<i>Nonlimited Other Funds</i>	<i>Nonlimited Federal Funds</i>
Subtotal Policy Packages	2	1.84	414,443	-	-	414,443	-	-	-
Total 2023-25 Leg. Adopted Budget	21	20.84	12,648,642	-	-	9,748,642	-	2,900,000	-
Percentage Change From 2021-23 Leg Approved Budget	10.53%	17.34%	11.60%	-	-	15.58%	-	-	-
Percentage Change From 2023-25 Current Service Level	10.53%	14.19%	6.35%	-	-	8.40%	-	-	-

10/12/23  
7:14 AM

Page 20 of 24

BDV104 - Biennial Budget Summary  
BDV104



# Agency Summary

## Summary of 2023-25 Biennium Budget

Treasury, Oregon State  
Administrative Services  
2023-25 Biennium

Leg. Adopted Budget  
Cross Reference Number: 17000-070-00-00-00000

Description	Positions	Full-Time Equivalent (FTE)	ALL FUNDS	General Fund	Lottery Funds	Other Funds	Federal Funds	Nonlimited Other Funds	Nonlimited Federal Funds
2021-23 Leg Adopted Budget	83	75.46	33,070,288	-	-	33,070,288	-	-	-
2021-23 Emergency Boards	-	-	911,554	-	-	911,554	-	-	-
<b>2021-23 Leg Approved Budget</b>	<b>83</b>	<b>75.46</b>	<b>33,981,842</b>	-	-	<b>33,981,842</b>	-	-	-
<b>2023-25 Base Budget Adjustments</b>									
Net Cost of Position Actions									
Administrative Biennialized E-Board, Phase-Out	-	0.20	1,148,881	-	-	1,148,881	-	-	-
Estimated Cost of Merit Increase			-	-	-	-	-	-	-
Base Debt Service Adjustment			-	-	-	-	-	-	-
Base Nonlimited Adjustment			-	-	-	-	-	-	-
Capital Construction			-	-	-	-	-	-	-
<b>Subtotal 2023-25 Base Budget</b>	<b>83</b>	<b>75.66</b>	<b>35,130,723</b>	-	-	<b>35,130,723</b>	-	-	-
<b>Essential Packages</b>									
010 - Non-PICS Pers Svc/Vacancy Factor									
Vacancy Factor (Increase)/Decrease	-	-	(6,034)	-	-	(6,034)	-	-	-
Non-PICS Personal Service Increase/(Decrease)	-	-	2,075	-	-	2,075	-	-	-
<b>Subtotal</b>	<b>-</b>	<b>-</b>	<b>(3,959)</b>	-	-	<b>(3,959)</b>	-	-	-
020 - Phase In / Out Pgm & One-time Cost									
021 - Phase-in	-	-	378,438	-	-	378,438	-	-	-
022 - Phase-out Pgm & One-time Costs	-	-	(141,112)	-	-	(141,112)	-	-	-
<b>Subtotal</b>	<b>-</b>	<b>-</b>	<b>237,326</b>	-	-	<b>237,326</b>	-	-	-
030 - Inflation & Price List Adjustments									
Cost of Goods & Services Increase/(Decrease)	-	-	905,128	-	-	905,128	-	-	-
State Gov't & Services Charges Increase/(Decrease)			519,960	-	-	519,960	-	-	-

10/12/23  
7:14 AM

Page 21 of 24

BDV104 - Biennial Budget Summary  
BDV104



# Agency Summary

## Summary of 2023-25 Biennium Budget

Treasury, Oregon State  
Administrative Services  
2023-25 Biennium

Leg. Adopted Budget  
Cross Reference Number: 17000-070-00-00-00000

<i>Description</i>	<i>Positions</i>	<i>Full-Time Equivalent (FTE)</i>	<i>ALL FUNDS</i>	<i>General Fund</i>	<i>Lottery Funds</i>	<i>Other Funds</i>	<i>Federal Funds</i>	<i>Nonlimited Other Funds</i>	<i>Nonlimited Federal Funds</i>
<b>Subtotal</b>	-	-	1,425,088	-	-	1,425,088	-	-	-
040 - Mandated Caseload									
040 - Mandated Caseload	-	-	-	-	-	-	-	-	-
050 - Fundshifts and Revenue Reductions									
050 - Fundshifts	-	-	-	-	-	-	-	-	-
060 - Technical Adjustments									
060 - Technical Adjustments	-	-	(310,007)	-	-	(310,007)	-	-	-
<b>Subtotal: 2023-25 Current Service Level</b>	<b>83</b>	<b>75.66</b>	<b>36,479,171</b>	<b>-</b>	<b>-</b>	<b>36,479,171</b>	<b>-</b>	<b>-</b>	<b>-</b>

10/12/23  
7:14 AM

Page 22 of 24

BDV104 - Biennial Budget Summary  
BDV104



# Agency Summary

## Summary of 2023-25 Biennium Budget

Treasury, Oregon State  
Administrative Services  
2023-25 Biennium

Leg. Adopted Budget  
Cross Reference Number: 17000-070-00-00-00000

Description	Positions	Full-Time Equivalent (FTE)	ALL FUNDS	General Fund	Lottery Funds	Other Funds	Federal Funds	Nonlimited Other Funds	Nonlimited Federal Funds
<b>Subtotal: 2023-25 Current Service Level</b>	<b>83</b>	<b>75.66</b>	<b>36,479,171</b>	-	-	<b>36,479,171</b>	-	-	-
070 - Revenue Reductions/Shortfall									
070 - Revenue Shortfalls	-	-	-	-	-	-	-	-	-
<b>Modified 2023-25 Current Service Level</b>	<b>83</b>	<b>75.66</b>	<b>36,479,171</b>	-	-	<b>36,479,171</b>	-	-	-
080 - E-Boards									
081 - June 2022 Emergency Board	-	0.50	99,302	-	-	99,302	-	-	-
<b>Subtotal Emergency Board Packages</b>	<b>-</b>	<b>0.50</b>	<b>99,302</b>	-	-	<b>99,302</b>	-	-	-
Policy Packages									
090 - Analyst Adjustments	-	-	-	-	-	-	-	-	-
091 - Additional Analyst Adjustments	-	-	-	-	-	-	-	-	-
092 - Statewide AG Adjustment	-	-	-	-	-	-	-	-	-
093 - Statewide Adjustment DAS Chgs	-	-	-	-	-	-	-	-	-
801 - LFO Analyst Adjustments	-	-	-	-	-	-	-	-	-
802 - Vacant Position Reductions	-	-	-	-	-	-	-	-	-
810 - Statewide Adjustments	-	-	(113,132)	-	-	(113,132)	-	-	-
811 - Budget Reconciliation	-	-	-	-	-	-	-	-	-
813 - Policy Bills	1	0.25	51,781	-	-	51,781	-	-	-
816 - Capital Construction	-	-	-	-	-	-	-	-	-
101 - Ready, Resilient Operations: IT	2	1.84	691,563	-	-	691,563	-	-	-
102 - Performance & Service Imps.: Trust Property	-	-	-	-	-	-	-	-	-
103 - Capacity & Resilience: Government Services	1	0.92	232,363	-	-	232,363	-	-	-
104 - Portfolio Governance: Investments	-	-	-	-	-	-	-	-	-
105 - Internal Controls & Support: Legal	-	-	-	-	-	-	-	-	-

10/12/23  
7:14 AM

Page 23 of 24

BDV104 - Biennial Budget Summary  
BDV104



# Agency Summary

## Summary of 2023-25 Biennium Budget

Treasury, Oregon State  
Administrative Services  
2023-25 Biennium

Leg. Adopted Budget  
Cross Reference Number: 17000-070-00-00-00000

Description	Positions	Full-Time Equivalent (FTE)	ALL FUNDS	General Fund	Lottery Funds	Other Funds	Federal Funds	Nonlimited Other Funds	Nonlimited Federal Funds
Subtotal Policy Packages	4	3.01	862,575	-	-	862,575	-	-	-
Total 2023-25 Leg. Adopted Budget	87	79.17	37,441,048	-	-	37,441,048	-	-	-
Percentage Change From 2021-23 Leg Approved Budget	4.82%	4.92%	10.18%	-	-	10.18%	-	-	-
Percentage Change From 2023-25 Current Service Level	4.82%	4.64%	2.64%	-	-	2.64%	-	-	-

10/12/23  
7:14 AM

Page 24 of 24

BDV104 - Biennial Budget Summary  
BDV104



# Agency Summary

## Program Prioritization for 2023-25 - 107BF23

Agency Name: Oregon State Treasury																			Agency Number: 17000					
2023-25 Biennium																								
Program/Division Priorities for 2023-25 Biennium																								
1	2	3	4	5	6	7	8	9	10	11	12	13	14	15	16	17	18	19	20	21	22			
Priority (ranked with highest priority first)	Agency Initials	Program or Activity Initials	Program Unit/Activity Description	Identify Key Performance Measure(s)	Primary Purpose Program- Activity Code	GF	LF	OF	NL-OF	FF	NL- FF	TOTAL FUNDS	Pos.	FTE	New or Enhanced Program (Y/N)	Included as Reduction Option (Y/N)	Legal Req. Code (C, D, FM, FO, S)	Legal Citation	Explain What is Mandatory (for C, FM, and FO Only)	Comments on Proposed Changes to CSL Included in Agency Request				
Agcy	Pgm/Div																							
1	1	Treasury	AS	Information Technology Program	8	4	\$ -	\$ -	\$ 16,113,790	\$ -	\$ -	\$ 16,113,790	37	34.26	N									
2	1	Treasury	SLGFS	Cash Management Program	3, 8	4	\$ -	\$ -	\$ 16,997,449	\$ -	\$ -	\$ 16,997,449	23	22.76	N		Y	S						
3	1	Treasury	IS	Investment Management Program	1, 2A, 2B, 8	4	\$ -	\$ -	\$ 35,003,716	\$ -	\$ -	\$ 35,003,716	41	40.92	N			S						
4	2	Treasury	IS	Investment Legal & Compliance Program	1, 2A, 2B, 8	4	\$ -	\$ -	\$ 6,648,798	\$ -	\$ -	\$ 6,648,798	13	12.84	N									
5	3	Treasury	IS	Investment Operations Program	1, 2A, 2B, 8	4	\$ -	\$ -	\$ 7,240,425	\$ -	\$ -	\$ 7,240,425	18	18.00	N									
6	2	Treasury	SLGFS	Debt Management Program	4, 8	4	\$ -	\$ -	\$ 3,942,005	\$ -	\$ -	\$ 3,942,005	10	9.80	N			S						
7	2	Treasury	AS	Shared Services Program	8	4	\$ -	\$ -	\$ 18,141,884	\$ -	\$ -	\$ 18,141,884	42	36.91	N									
8	3	Treasury	AS	State Treasurer Staff	8	4	\$ -	\$ -	\$ 3,185,374	\$ -	\$ -	\$ 3,185,374	8	6.00	N			C	Role of State Treasurer					
9	1	Treasury	PSS	Oregon 529 College Savings Program	5, 7, 8	4	\$ -	\$ -	\$ 7,994,364	\$ -	\$ -	\$ 7,994,364	7	5.80	N			Y	S					
10	2	Treasury	PSS	OregonSaves Program	7, 8	4	\$ -	\$ -	\$ 2,476,133	\$ -	\$ -	\$ 2,476,133	1	1.80	N			Y	S					
11	3	Treasury	PSS	Oregon 529 ABLE Program	7, 8	4	\$ -	\$ -	\$ 1,285,725	\$ -	\$ -	\$ 1,285,725	1	1.40	N			Y	S					
12	1	Treasury	TPS	Unclaimed Property Program - CSF	6A, 6B, 8	4	\$ -	\$ -	\$ 241,251	\$ -	\$ -	\$ 241,251			Y			S						
13	2	Treasury	TPS	Unclaimed Property Program - Treasury	6A, 6B, 8	4	\$ -	\$ -	\$ 7,479,200	\$ 2,608,748	\$ -	\$ 10,087,948	15	13.69	Y									
14	3	Treasury	TPS	Estates and Escheated Property Program	8	4	\$ -	\$ -	\$ 2,269,442	\$ 50,001	\$ -	\$ 2,319,443	6	7.15	Y			S						
							\$ -	\$ -	\$ 128,778,305	\$ 2,900,000	\$ -	\$ 131,678,305	222	213.33										

### 7. Primary Purpose Program/Activity Exists

- 1 Civil Justice
- 2 Community Development
- 3 Consumer Protection
- 4 Administrative Function
- 5 Criminal Justice
- 6 Economic Development
- 7 Education & Skill Development
- 8 Emergency Services
- 9 Environmental Protection
- 10 Public Health
- 11 Recreation, Heritage, or Cultural
- 12 Social Support

### 19. Legal Requirement Code

- C Constitutional
- D Debt Service
- FM Federal - Mandatory
- FO Federal - Optional (once you choose to participate, certain requirements exist)
- S Statutory

Prioritize each program activity for the Agency as a whole

Document criteria used to prioritize activities:



# Agency Summary

## Program Prioritization for 2023-25

Agency Name: Oregon State Treasury																					
2023-25 Biennium																			Agency Number:	17000	
State and Local Government Financial Services																					
Program/Division Priorities for 2023-25 Biennium																					
1	2	3	4	5	6	7	8	9	10	11	12	13	14	15	16	17	18	19	20	21	22
Priority (ranked with highest priority first)	Agency Initials	Program or Activity Initials	Program Unit/Activity Description		Identify Key Performance Measure(s)	Primary Purpose Program- Activity Code	GF	LF	OF	NL-OF	FF	NL- FF	TOTAL FUNDS	Pos.	FTE	New or Enhanced Program (Y/N)	Included as Reduction Option (Y/N)	Legal Req. Code (C, D, FM, FO, S)	Legal Citation	Explain What is Mandatory (for C, FM, and FO Only)	Comments on Proposed Changes to CSL included in Agency Request
Agcy	Pgm/Div																				
2	1	Treasury	SLGFS	Cash Management Program	3, 8	4	\$ -	\$ -	\$ 16,997,449	\$ -	\$ -	\$ -	\$ 16,997,449	23	22.76	N	Y	S	-	-	-
6	2	Treasury	SLGFS	Debt Management Program	4, 9	4	\$ -	\$ -	\$ 3,942,005	\$ -	\$ -	\$ -	\$ 3,942,005	10	9.89	N	O	S	-	-	-
							\$ -	\$ -	\$ 20,939,454	\$ -	\$ -	\$ -	\$ 20,939,454	33	32.56						

### 7. Primary Purpose Program/Activity Exists

- 1 Civil Justice
- 2 Community Development
- 3 Consumer Protection
- 4 Administrative Function
- 5 Criminal Justice
- 6 Economic Development
- 7 Education & Skill Development
- 8 Emergency Services
- 9 Environmental Protection
- 10 Public Health
- 11 Recreation, Heritage, or Cultural
- 12 Social Support

### 19. Legal Requirement Code

- C Constitutional
- D Debt Service
- FM Federal - Mandatory
- FO Federal - Optional (once you choose to participate, certain requirements exist)
- S Statutory

Within each Program/Division area, prioritize each Budget Program Unit (Activities)  
by detail budget level in ORBITS

Document criteria used to prioritize activities:





OREGON  
STATE  
TREASURY

# Agency Summary

## Program Prioritization for 2023-25

Agency Name: Oregon State Treasury																					
2023-25 Biennium																					
Public Savings Services																					
Program/Division Priorities for 2023-25 Biennium																					
1	2	3	4	5	6	7	8	9	10	11	12	13	14	15	16	17	18	19	20	21	22
Priority (ranked with highest priority first)	Agency Initials	Program or Activity Initials	Program Unit/Activity Description		Identify Key Performance Measure(s)	Primary Purpose Program- Activity Code	GF	LF	OF	NL-OF	FF	NL- FF	TOTAL FUNDS	Pos.	FTE	New or Enhanced Program (Y/N)	Included as Reduction Option (Y/N)	Legal Req. Code (C, D, FM, FO, S)	Legal Citation	Explain What is Mandatory (for C, FM, and FO Only)	Comments on Proposed Changes to CSL Included in Agency Request
9	1	Treasury	PSS	Oregon 529 College Savings Program	5, 7, 8	4	\$ -	\$ -	\$ 7,994,364	\$ -	\$ -	\$ -	\$ 7,994,364	7	5.80	N	Y	S	-	-	-
10	2	Treasury	PSS	OregonSaves Program	7, 8	4	\$ -	\$ -	\$ 2,476,133	\$ -	\$ -	\$ -	\$ 2,476,133	1	1.80	N	Y	S	-	-	-
11	3	Treasury	PSS	Oregon 529 ABLE Program	7, 8	4	\$ -	\$ -	\$ 1,285,725	\$ -	\$ -	\$ -	\$ 1,285,725	1	1.40	N	Y	S	-	-	-
							\$ -	\$ -	\$ 11,756,222	\$ -	\$ -	\$ -	\$ 11,756,222	9	9.00						

### 7. Primary Purpose Program/Activity Exists

- 1 Civil Justice
- 2 Community Development
- 3 Consumer Protection
- 4 Administrative Function
- 5 Criminal Justice
- 6 Economic Development
- 7 Education & Skill Development
- 8 Emergency Services
- 9 Environmental Protection
- 10 Public Health
- 11 Recreation, Heritage, or Cultural
- 12 Social Support

### 19. Legal Requirement Code

- C Constitutional
- D Debt Service
- FM Federal - Mandatory
- FO Federal - Optional (once you choose to participate, certain requirements exist)
- S Statutory

Within each Program/Division area, prioritize each Budget Program Unit (Activities)  
by detail budget level in ORBITS

Document criteria used to prioritize activities:



# Agency Summary

## Program Prioritization for 2023-25

Agency Name: Oregon State Treasury																					
2023-25 Biennium																			Agency Number:	17000	
Investment Services																					
Program/Division Priorities for 2023-25 Biennium																					
1	2	3	4	5	6	7	8	9	10	11	12	13	14	15	16	17	18	19	20	21	22
Priority (ranked with highest priority first)	Agency Initials	Program or Activity Initials	Program Unit/Activity Description		Identify Key Performance Measure(s)	Primary Purpose Program- Activity Code	GF	LF	OF	NL-OF	FF	NL- FF	TOTAL FUNDS	Pos.	FTE	New or Enhanced Program (Y/N)	Included as Reduction Option (Y/N)	Legal Req. Code (C, D, FM, FO, S)	Legal Citation	Explain What is Mandatory (for C, FM, and FO Only)	Comments on Proposed Changes to CSL included in Agency Request
Agcy	Pgm/Div																				
3	1	Treasury	IS	Investment Management Program	1, 2A, 2B, 8	4	\$ -	\$ -	\$ 35,003,716	\$ -	\$ -	\$ -	\$ 35,003,716	41	40.92	N		S	-	-	-
4	2	Treasury	IS	Investment Legal & Compliance Program	1, 2A, 2B, 8	4	\$ -	\$ -	\$ 6,648,798	\$ -	\$ -	\$ -	\$ 6,648,798	13	12.84	N			-	-	-
5	3	Treasury	IS	Investment Operations Program	1, 2A, 2B, 8	4	\$ -	\$ -	\$ 7,240,425	\$ -	\$ -	\$ -	\$ 7,240,425	18	18.00	N			-	-	-
							\$ -	\$ -	\$ 48,892,939	\$ -	\$ -	\$ -	\$ 48,892,939	72	71.76						

### 7. Primary Purpose Program/Activity Exists

- 1 Civil Justice
- 2 Community Development
- 3 Consumer Protection
- 4 Administrative Function
- 5 Criminal Justice
- 6 Economic Development
- 7 Education & Skill Development
- 8 Emergency Services
- 9 Environmental Protection
- 10 Public Health
- 11 Recreation, Heritage, or Cultural
- 12 Social Support

### 19. Legal Requirement Code

- C Constitutional
- D Debt Service
- FM Federal - Mandatory
- FO Federal - Optional (once you choose to participate, certain requirements exist)
- S Statutory

Within each Program/Division area, prioritize each Budget Program Unit (Activities)  
by detail budget level in ORBITS

Document criteria used to prioritize activities:



# Agency Summary

## Program Prioritization for 2023-25

Agency Name: Oregon State Treasury																					
2023-25 Biennium																			Agency Number:	17000	
Trust Property Services																					
Program/Division Priorities for 2023-25 Biennium																					
1	2	3	4	5	6	7	8	9	10	11	12	13	14	15	16	17	18	19	20	21	22
Priority (ranked with highest priority first)	Agency Initials	Program or Activity Initials	Program Unit/Activity Description		Identify Key Performance Measure(s)	Primary Purpose Program- Activity Code	GF	LF	OF	NL-OF	FF	NL- FF	TOTAL FUNDS	Pos.	FTE	New or Enhanced Program (Y/N)	Included as Reduction Option (Y/N)	Legal Req. Code (C, D, FM, FO, S)	Legal Citation	Explain What is Mandatory (for C, FM, and FO Only)	Comments on Proposed Changes to CSL Included in Agency Request
Agcy	Pgm/Div																				
12	1	Treasury	TPS	Unclaimed Property Program - CSF	6A, 6B, 8	4	\$ -	\$ -	\$ -	\$ 241,251	\$ -	\$ -	\$ 241,251	-	-	Y		0	S	-	-
13	2	Treasury	TPS	Unclaimed Property Program - Treasury	6A, 6B, 8	4	\$ -	\$ -	\$ 7,479,200	\$ 2,608,748	\$ -	\$ -	\$ 10,087,948	15	13.69	Y		0	-	-	-
14	3	Treasury	TPS	Estates and Escheated Property Program	8	4	\$ -	\$ -	\$ 2,269,442	\$ 50,001	\$ -	\$ -	\$ 2,319,443	6	7.15	Y		0	S	-	-
							\$ -	\$ -	\$ 9,748,642	\$ 2,900,000	\$ -	\$ -	\$ 12,648,642	21	20.84						

### 7. Primary Purpose Program/Activity Exists

- 1 Civil Justice
- 2 Community Development
- 3 Consumer Protection
- 4 Administrative Function
- 5 Criminal Justice
- 6 Economic Development
- 7 Education & Skill Development
- 8 Emergency Services
- 9 Environmental Protection
- 10 Public Health
- 11 Recreation, Heritage, or Cultural
- 12 Social Support

### 19. Legal Requirement Code

- C Constitutional
- D Debt Service
- FM Federal - Mandatory
- FO Federal - Optional (once you choose to participate, certain requirements exist)
- S Statutory

Within each Program/Division area, prioritize each Budget Program Unit (Activities)  
by detail budget level in ORBITS

Document criteria used to prioritize activities:



# Agency Summary

## Program Prioritization for 2023-25

Agency Name: Oregon State Treasury																								
2023-25 Biennium																			Agency Number: 17000					
Administrative Services																								
Program/Division Priorities for 2023-25 Biennium																								
1	2	3	4	5	6	7	8	9	10	11	12	13	14	15	16	17	18	19	20	21	22			
Priority (ranked with highest priority first)	Agency Initials	Program or Activity Initials	Program Unit/Activity Description			Identify Key Performance Measure(s)	Primary Purpose Program- Activity Code	GF	LF	OF	NL-OF	FF	NL- FF	TOTAL FUNDS	Pos.	FTE	New or Enhanced Program (Y/N)	Included as Reduction Option (Y/N)	Legal Req. Code (C, D, FM, FO, S)	Legal Citation	Explain What is Mandatory (for C, FM, and FO Only)	Comments on Proposed Changes to CSL Included in Agency Request		
Agcy	Pgms/Div																							
1	1	Treasury	AS	Information Technology Program	8	4	\$ -	\$ -	\$ 16,113,790	\$ -	\$ -	\$ -	\$ 16,113,790	37	34.26		N	0	-	-	-			
7	2	Treasury	AS	Shared Services Program	8	4	\$ -	\$ -	\$ 18,141,884	\$ -	\$ -	\$ -	\$ 18,141,884	42	36.91		N	0	-	-	-			
8	3	Treasury	AS	State Treasurer Staff	8	4	\$ -	\$ -	\$ 3,185,374	\$ -	\$ -	\$ -	\$ 3,185,374	8	8.00		N	0	C	-	Role of State Treasurer			
							\$ -	\$ -	\$ 37,441,048	\$ -	\$ -	\$ -	\$ 37,441,048	87	79.17									

### 7. Primary Purpose Program/Activity Exists

- 1 Civil Justice
- 2 Community Development
- 3 Consumer Protection
- 4 Administrative Function
- 5 Criminal Justice
- 6 Economic Development
- 7 Education & Skill Development
- 8 Emergency Services
- 9 Environmental Protection
- 10 Public Health
- 11 Recreation, Heritage, or Cultural
- 12 Social Support

### 19. Legal Requirement Code

- C Constitutional
- D Debt Service
- FM Federal - Mandatory
- FO Federal - Optional (once you choose to participate, certain requirements exist)
- S Statutory

Within each Program/Division area, prioritize each Budget Program Unit (Activities)  
by detail budget level in ORBITS

Document criteria used to prioritize activities:

## Reduction Options

Activity or Program	Describe Reduction	Amount and Fund Type	Rank and Justification
(which program or activity will not be undertaken)	(Describe the effects of this reduction. include positions and FTE in 2021-23 and 2023-25)	(GF, LF, OF, FF. Identify Revenue Source for OF, FF)	(Rank the activities or programs not undertaken in order of lowest cost for benefit obtained)
<b>Other Fund (5% Target \$6,227,642      10% Target \$12,455,284)</b>			
Reduction – Hiring Freeze	This reduction would require instituting a 12-month hiring freeze for all positions that become vacant during the biennium. This action would cause delays in ongoing projects and service delivery.	Based on historical rates extending from an average of 4 months to requiring 12 months would result in Other Funds expenditure reduction of \$1,080,398.	1
This reduction would eliminate the public funds collateralization program (ORS Chapter 295). Statutory changes would be required to affect this elimination, as program is required by Oregon law.	This reduction would eliminate the public funds collateralization program (ORS Chapter 295). Statutory changes would be required to affect this elimination, as program is required by Oregon law.	Other Funds expenditure reduction of \$431,757. Commercial Banks and Credit Unions that participate in the program reimburse OST for 100% of the cost of the program.	2

# Agency Summary

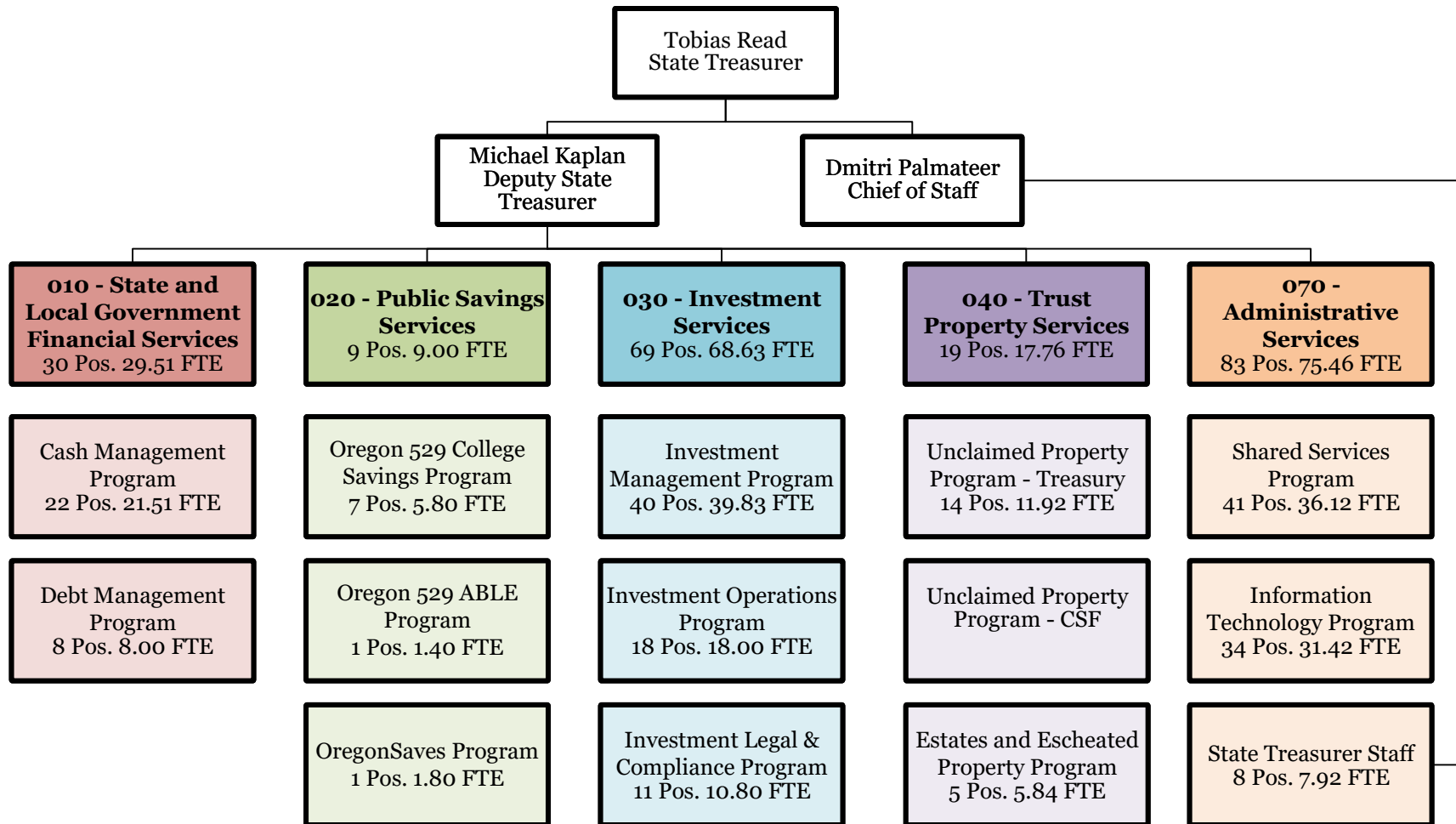
Activity or Program	Describe Reduction	Amount and Fund Type	Rank and Justification
2. Reduction – Eliminate the Oregon Retirement Savings Program	This reduction would eliminate the Oregon Retirement Savings Program (ORS 178.200 o 178.245). Statutory changes would be required to implement this elimination, as well as changes to Oregon’s tax law. All current accounts would be liquidated and the proceeds returned to the account holders. Reduction would have absolutely no impact on the state budget as the Program is funded by administrative fees paid by the investors and the Program Managers. Funds cannot be used for any other purpose.	Additional Other Funds expenditure reduction of \$2,486,112. All revenue supporting this program is received from Plan Managers.	3
3. Reduction – Eliminate the Oregon 529 ABLE Savings Program	This reduction would eliminate the Oregon 529 ABLE Savings Network Program (ORS 178.375 to 178.385). Statutory changes would be required to implement this elimination, as well as changes to Oregon’s tax law. All current accounts would be liquidated and the proceeds returned to the account holders, creating a potential tax liability for the account holders. Reduction would have absolutely no impact on the state budget as the Network is funded by administrative fees paid by the investors and the Program Managers. Funds cannot be used for any other purpose.	Additional Other Funds expenditure reduction of \$1,289,455. All revenue supporting this program is received from Plan Managers.	4

Activity or Program	Describe Reduction	Amount and Fund Type	Rank and Justification
4. Reduction – Eliminate the Oregon 529 College Savings Program	This reduction would eliminate the Oregon 529 College Savings Network Program (ORS 178.335 to 178.355). Statutory changes would be required to implement this elimination, as well as changes to Oregon’s tax law. All current 529 accounts would be liquidated and the proceeds returned to the account holders, creating a potential tax liability for the account holders. Reduction would have absolutely no impact on the state budget as the Network is funded by administrative fees paid by the investors and the Program Managers. Funds cannot be used for any other purpose.	Additional Other Funds expenditure reduction of \$7,998,209. All revenue supporting this program is received from 529 Network Plan Managers.	5



# Agency Summary

## Oregon Treasury 2021-23 Organization Chart



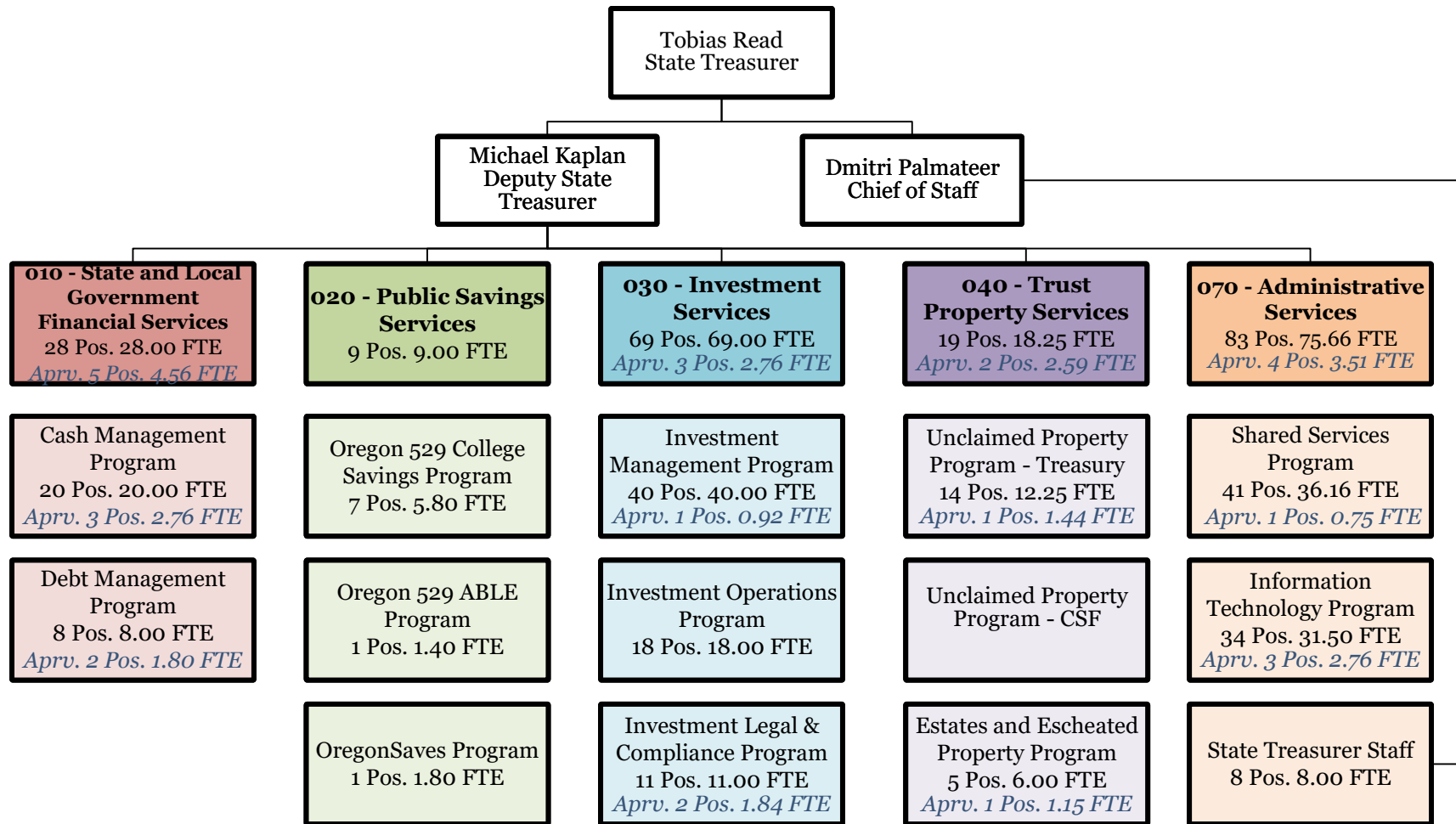
Current (Legislatively Approved): 210 Pos. 200.36 FTE





# Agency Summary

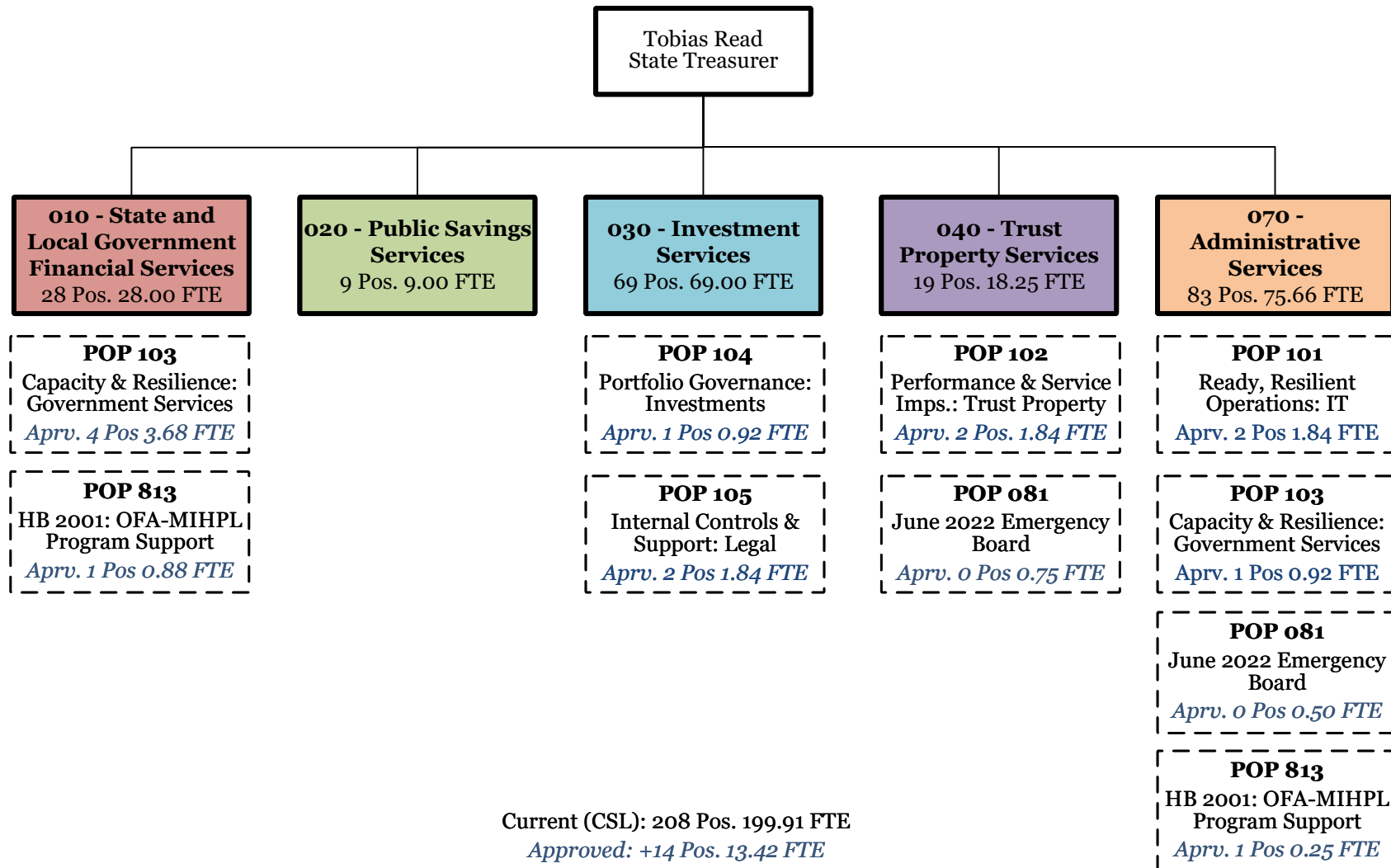
## Oregon Treasury 2023-25 Organization Chart



Current (CSL): 208 Pos. 199.91 FTE

Approved: +14 Pos. 13.42 FTE

## Oregon Treasury 2023-25 Policy Option Packages





# Agency Summary

## Agency-wide Program Unit Summary

Article VI of the Oregon Constitution establishes the office of the State Treasurer. During the Constitutional Convention, there was discussion regarding the separation of roles within the executive branch for the Governor, State Treasurer, and Secretary of State. While consolidating the roles would have resulted in a cheaper government, ultimately founders feared the inherent conflict of interest and an unwise union of purse and sword and established the State Treasurer as a separate office within the executive branch. Additional detail regarding the duties of the State Treasurer are outlined in Oregon Revised Statute 178.050, as well as chapters 286A, 293, 294, and 295.

Broadly, Oregon Treasury operates five service areas: State and Local Government Financial Services, Public Savings Services, Investment Services, Trust Property Services, and Administrative Services. Each service area includes one or more program units. A summary of each program unit and details on their short-term plans are included below.

### State and Local Government Financial Services

For Oregon governments of all sizes to serve the public, they need to manage money efficiently and safely. Treasury enables these activities by providing important financial tools and services to state agencies, public universities, and local governments that allow governments to do business, stretch tax dollars, and better serve Oregonians. Treasury is able to use market impact and economies of scale to reduce costs and streamline operations, saving governments time and money.

State and Local Government Financial Services consists of two primary program units: Cash Management Program and Debt Management Program.

The **Cash Management Program** provides banking and short-term investment services to all state agencies and most public universities, as well as a narrower set of services to local governments. All payments between state agencies and their customers, clients, vendors, and business and government partners flow through Treasury, in and out of the Oregon Short Term Fund (OSTF), on a daily basis. All state accounts at partner financial institutions are owned and managed by Treasury at an aggregate level on behalf of our stakeholders. Treasury further maintains detailed customer account balance and transaction information and communicates that information to stakeholders, partners, and customers. This centralized Treasury services model results in dollar savings to the state (and participating public universities and local governments) due to volume pricing. It also creates consistencies in statewide regulatory and security approaches. Further, it allows for rapid deployment of funds into the OSTF where moneys can be put safely to work earning interest.

The mission of our Cash Management Program is to improve Oregon governments' and citizens' financial capabilities through protecting public funds and delivering customer-focused cash management solutions. The Program's activities are "no fail" operations for Treasury and its customers and partners. With that in mind, the Cash Management Improvement and Renewal Program is a key enabling

initiative that is modernizing our cash management systems, processes, and relationships. This modernization drive mitigates risks associated with unsupported and obsolete systems and processes, enables increased security, and provides up-to-date service delivery and payment options for our customers.

Staff in this Program area also oversee the Public Fund Collateralization Program. This Program ensures deposits of state and local government money that exceed federal deposit insurance amounts are protected in the event a financial institution closes. Banking institutions become “qualified depositories” by complying with important requirements of the program. Most government entities in Oregon must only use these qualified depositories.

The **Debt Management Program** provides central coordination for, and issuance of, all Oregon state agency and authority bonds. In addition, our Program provides oversight of local Oregon government bonding activity. Our goals include reducing centralized debt management costs, enhancing the marketing of the Oregon Facilities Authority’s financing services to Oregon non-profits, and tightening the interest rate spread on state bonds to pricing indexes. Debt Management achieves these goals through a mix of streamlined services, ongoing staff development and training, improved marketing, and active participation in all state bond transactions.

Over the past several years, Oregon has seen a growing crisis in housing availability and affordability throughout the state. This situation is especially acute in the rental housing market where the demand for, and price of, rental housing far outpaces supply. In the period from fiscal year 2010 through 2014, the state averaged two to three multi-family conduit bond issuances per fiscal year. The legislature has taken several steps to increase housing affordability, and this has resulted in a significant increase in multi-family conduit bonds. Given this increase, it will be a key area of focus for the debt management program over the next few years.

## Public Savings Services

The Oregon Treasury Savings Network oversees several public “defined contribution” investment programs, which advance the connected policy goals of increasing individual savings and quality of life, and reducing long-term government costs. The programs are made available and administered by Treasury via public-private partnerships overseen by the Treasurer and public boards. The oversight consolidation for the three separate savings programs in the Oregon Treasury Savings Network creates efficiencies through overhead cost reduction, a cross-functional staff, the ability to increase statewide outreach, and decreases costs associated with contract and vendor maintenance.

Public Savings Services consists of three program units: Oregon 529 College Savings Program, Oregon 529 ABLE Program, and Oregon-Saves program.

The **Oregon 529 Savings Network** offers tax-advantaged, flexible investment options to help Oregon families save for their future higher education and job training expenses (529 College Savings) and disability-related expenses (529 ABLE). The Oregon 529 Savings

Board establishes policies and oversees the Network.

The **Oregon Retirement Savings Program**, which is made available to the public as OregonSaves, provides eligible employees and members of the public with automatic enrollment, payroll deduction, and automatic annual contribution escalation in a retirement savings plan (OregonSaves), all on a flexible, opt-out basis. The plan is governed by the Oregon Retirement Savings Board and is run by a private-sector provider, with a minimal employer role.

## Investment Services

All Treasury-managed funds and trust funds are managed in accordance with policies and asset allocation targets set by the Oregon Investment Council. Established under ORS 293.701(6), the Council (or “OIC”) is obligated to ensure the prudent, effective and efficient investment and management of the investment funds for the state. The State Treasurer is the investment officer for the Council, and Treasury is the investment organization. The assets managed by Treasury must be invested and reinvested to make the moneys as productive as possible, while maintaining a fiduciary duty to the beneficiaries of the funds.

Starting in 2014 and with the support of the Oregon Investment Council and Legislature, the Investment Services group began a redesign that increased internal oversight, compliance, and investment management capacity, while also lowering costs. This was accomplished by expanding internal staffing and technology capacity, which enhanced analytical capacity, allowed Treasury to maintain our existing insourced investment management efforts, and ultimately allowed for more assets to be managed internally, with the savings to the portfolios under management now accruing at in excess of \$1.5 million per month.

Investment Services consists of three program units: Investment Management Program, Investment Operations Program, and Investment Legal & Compliance Program.

The **Investment Management Program** is responsible for the daily oversight, direction, and management of a public financial and real asset investment portfolio with \$134 billion in assets under management as of June 30, 2022. The program is divided into units that are responsible for managing public assets, private assets such as real estate and private equity, and fixed income assets. The program also includes the investment risk and resiliency team, which identifies and helps manage strategies to mitigate short- and long-term risks to the portfolio. Treasury-managed assets are managed both internally by Treasury investment staff and externally under contract with private sector portfolio managers. The portfolio under management includes the Oregon Public Employees Retirement Fund (OPERF), Oregon Short-Term Fund, State Accident Insurance Fund, Common School Fund, and other state and agency funds. As noted, the percentage of assets that are managed internally has grown due to enhanced staff and technology capacity, meaning less of the portfolio is managed via external vendors under contract.

The **Investment Operations Program** is responsible for performing the accounting, reconciling, and performance-reporting functions that are required as part of the prudent oversight and management of a large institutional portfolio. Given the scale of the Treasury-managed portfolio, even slight discrepancies in data accuracy can magnify into significant distortions of performance. Investment operations staff help protect Oregon investments by ensuring the financial underpinnings of the portfolio are consistently supported, and provide Treasury with the ability to verify investment transactions, valuations, performance, and other metrics internally, as opposed to relying on expensive third-party vendors.

The **Investment Legal & Compliance Program** performs authorized legal work for the Office of the State Treasurer, overseeing a broad range of investment issues and transactions, and supporting the regulatory compliance activities of the Investment program. The program ensures that investment activity undertaken by Investment staff complies with applicable laws and policies. The legal team provides legal advice and transactional support to the agency's staff pursuant to the terms of an Interagency Agreement with the Oregon Department of Justice. The program's compliance personnel monitor, evaluate, and report on the effectiveness of controls designed to ensure that the investment, regulatory, and operational processes are compliant with the Treasury's policies and applicable regulatory requirements.

## Trust Property Services

Trust Property is the depository of record for unclaimed and presumed abandoned property and funds. These unclaimed funds and properties include dormant bank accounts, safe deposit box contents, utility deposits and refunds, insurance dividends, matured insurance policies, securities such as stocks and mutual funds, wages, credit balances, etc. Essentially, any intangible and certain tangible property that is due and payable but cannot, for various reasons, be delivered to the rightful owner is unclaimed property. Additionally, Trust Property is the court-appointed personal representative for the administration of estates of people who die without known heirs (intestate). The property reported to Trust Property is held in an investment account within the Common School Fund and interest from that fund is used to support Oregon's schools.

Prior to July 2021, this program was administered by the Department of State Lands. In the 2019 legislative session, Senate Bill 454 was passed, moving the Trust Property program to Oregon State Treasury.

Trust Property Services consists of three program units: Unclaimed Property Program – Treasury, Unclaimed Property Program – Common School Fund, and Estates and Escheated Property.

The **Unclaimed Property Program – Treasury** is a national program that offers consumers a central location for property that may be unclaimed or presumed abandoned. The three distinct responsibilities of the Unclaimed Property program are: Holder Reporting, Education, and Compliance; Claims Management; and Audits. The Holder Reporting, Education, and Compliance team works di-



rectly with businesses and organizations, called holders, to report and remit property to the state when they lose contact with the owner, usually after a period of one to three years. Claims Management works directly with owners to reunite them with the unclaimed property. During fiscal year 2020, the program implemented a new unclaimed property system (KAPS), which allows for more automated processes. The Audit function completes reviews of Oregon holders and also partners with contract audit firms that specialize in unclaimed property audits of large national and multi-national companies.

The **Unclaimed Property Program – Common School Fund** is the unclaimed money held and invested in the Common School Fund for the benefit of Oregon’s K-12 public education. Trust Property Funds make up about 40% of the total funds in the Common School Fund. The Land Board directs investment earnings distributions to school districts twice a year.

The **Estates and Escheated Property Program** is responsible for handling the affairs of individuals who die without a will or known heirs. Until heirs are found, the unit acts as personal representative for the estate and fulfills the fiduciary responsibilities imposed by law. Millions of dollars pass through the estates program each year, and large amounts are reunited with rightful heirs found by program staff. If no heirs come forward in 10 years from date of death, the value of the estates permanently escheats to the Common School Fund.

This programs continual goal is to obtain more unclaimed property for the purpose of investment in the Common School Fund and to reunite more owners with their unclaimed property.

## Administrative Services

Administrative Services is the centralized administrative function for Treasury business units and staff directly supporting the State Treasurer. The program provides the support needed to ensure the State Treasury and all Treasury programs have the administrative infrastructure, operational resources, and technology necessary to fulfill their mission and statutory requirements

Administrative Services consists of three program units: State Treasurer’s Staff, Shared Services, and Information Technology. Each program unit supports Treasury-wide operations to help advance the Treasurer’s objectives for an accountable organization that helps Oregonians achieve long-term financial security.

The **State Treasurer’s Policy Staff** serve as the legislative analysts and liaisons between Treasury and other policymaking entities at the local, state, and federal levels, and are responsible for communicating and advancing the policy priorities of the Treasurer and Treasury business units. The policy staff also perform duties connected to the State Land Board, State Board of Education and other state-level panels on which the Treasurer sits, and also are responsible for managing internal and external communications on behalf of the Treasurer.

## Agency Summary

Our **Shared Services** functions serve as the administrative backbone of Treasury and provide the range of essential central services that allow Treasury business units to operate efficiently and effectively. These functions include internal accounting; auditing; human resources; communications; budgeting and financial recordkeeping; expense auditing and reimbursement; facilities management; reception; procurement; and project management.

Over the last three years, Treasury has focused on improving our resiliency, including efforts to modernize programs, improve IT infrastructure, and improve planning. In Shared Services, efforts have focused on better documenting Continuity of Operations Plans and improving the operational resiliency of Treasury facilities. .

Our **Information Technology Services** is the central engine that supports and accelerates many of the agency's business initiatives. The team's primary focus is on ensuring resilient, robust, and customer-centric solutions for Treasury through secure and stable systems and network connectivity. The IT team provides systems integration, infrastructure, service desk, application development, and cybersecurity expertise across the agency to help business units successfully achieve their mission, vision, and goals.

The team is comprised of four functional teams: Technical Services Delivery, Infrastructure Services, Information Security Services, and Application Development Services. Each has a manager overseeing technology projects, workload, personnel, and daily operations. The IT programs' key efforts are to continue enhancements of its cybersecurity posture; advance system modernizations; supporting the migration of Trust Property data, systems, and operations personnel; and IT governance.





# Agency Summary

**Treasury, Oregon State**

**Agency Number: 17000**

**Agencywide Program Unit Summary  
2023-25 Biennium**

**Version: Z - 01 - Leg. Adopted Budget**

<b>Summary Cross Reference Number</b>	<b>Cross Reference Description</b>	<b>2019-21 Actuals</b>	<b>2021-23 Leg Adopted Budget</b>	<b>2021-23 Leg Approved Budget</b>	<b>2023-25 Agency Request Budget</b>	<b>2023-25 Governor's Budget</b>	<b>2023-25 Leg. Adopted Budget</b>
<b>010-00-00-00000</b>	<b>State and Local Government Financial Services</b>						
	Other Funds	14,571,649	19,709,485	20,064,972	20,943,934	20,936,736	20,939,454
<b>020-00-00-00000</b>	<b>Public Savings Services</b>						
	Other Funds	6,321,780	12,803,819	12,913,264	11,773,776	11,735,602	11,756,222
<b>030-00-00-00000</b>	<b>Investment Services</b>						
	Other Funds	31,158,769	42,029,285	43,535,929	49,560,882	49,468,402	48,892,939
<b>040-00-00-00000</b>	<b>Trust Property Services</b>						
	Other Funds	-	11,119,148	11,334,403	13,444,566	13,431,271	12,648,642
<b>070-00-00-00000</b>	<b>Administrative Services</b>						
	Other Funds	33,076,898	33,070,288	33,981,842	38,121,276	38,034,041	37,441,048
<b>TOTAL AGENCY</b>							
	Other Funds	85,129,096	118,732,025	121,830,410	133,844,434	133,606,052	131,678,305

\_\_\_\_ Agency Request  
2023-25 Biennium

\_\_\_\_ Governor's Budget  
Page \_\_\_\_\_

\_\_\_\_ Legislatively Adopted  
Agencywide Program Unit Summary - BPR010

# Revenues

## Revenue Forecast Narrative

### Sources

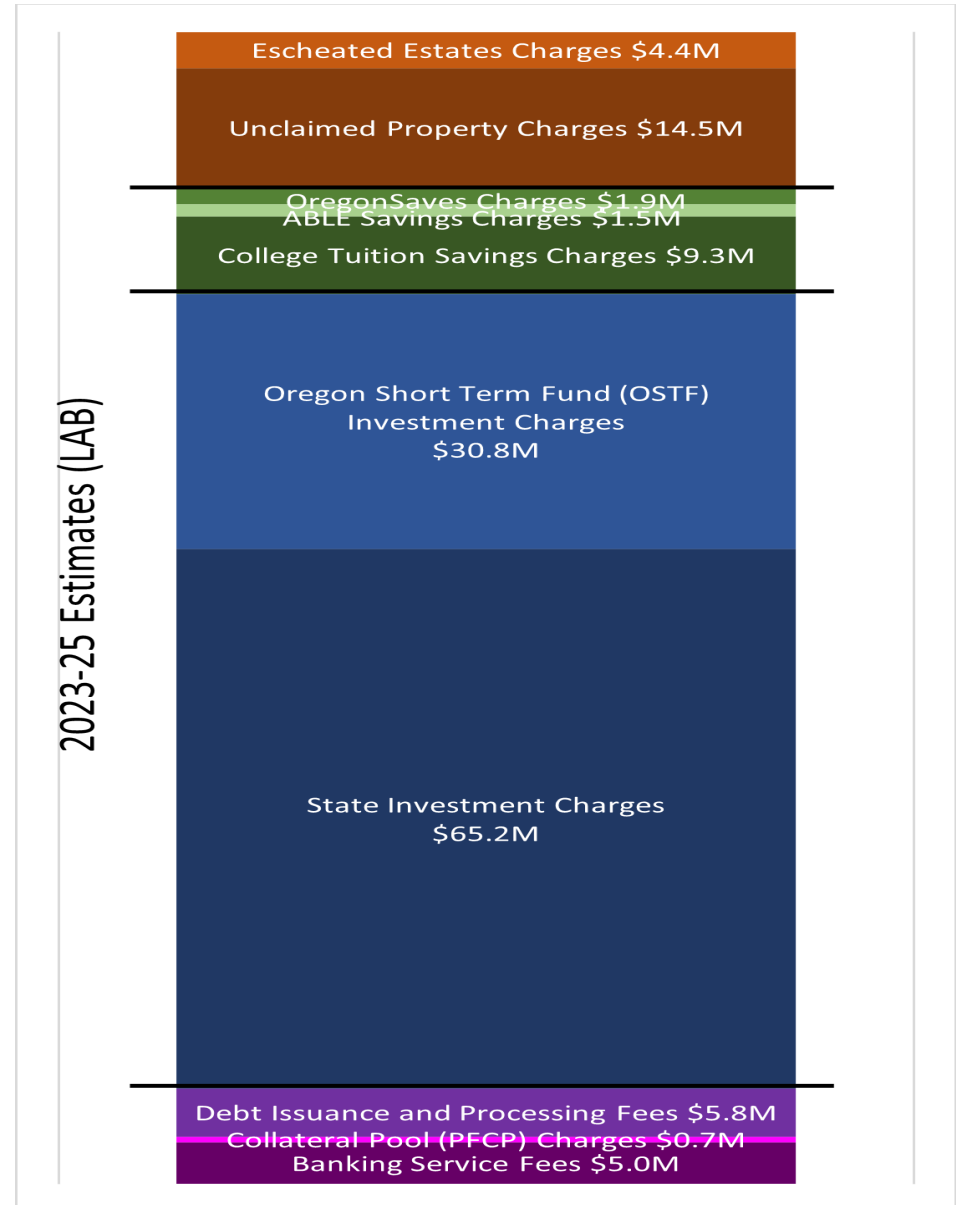
The Oregon State Treasury operates on Other Fund Revenues derived from service charges to our customers. These charges include basis point driven charges on investment assets under management and college savings administration activities, as well as transaction and service-based charges for cash management and debt management related activity.

### Revenue Authorities and Limitations

Statutory directives authorize the purpose and use of Treasury's primary revenue streams. A chart of Other Fund sources is included.

#### Investment Fund Management Fee (ORS 293.718)

The Investment Management Program, in accordance with ORS 293.718, may deduct monthly a maximum of 0.25 basis points (0.0025 percent) of the most recent market value of assets under management directly from each of the investment funds for administration and portfolio management. Revenue is used to fund the investment division operations and support programs. Rates are reviewed annually to ensure that the costs incurred to administer each investment fund is consistent with the fees charged. Once estimated costs have been established, projected assets under management (AUM) are determined for each fund to calculate the necessary basis point charge on those assets. Using the investment return assumptions provided by the Oregon Investment Council's investment consultant for asset allocation, a Monte Carlo probability simulation of thousands of scenarios is generated for investment funds with over \$1 Billion in assets to determine the likely range of investment asset growth over the biennium. The median return of the simulation is



used to establish rates. The Public Employee Retirement Fund, Common School Fund and SAIF Fund rates are determined with this methodology. These funds account for \$102.2 billion in assets of the \$102.8 billion in individual investment fund assets. The remaining investment funds under \$1 Billion AUM are held constant as the asset growth is slower, are more frequently withdrawn by agencies, and account for less than 1% of fees. Asset management fees for Investment Funds are set at their cap of 0.25 basis points per month for all funds except SAIF which is set at 0.15 basis points. The lower fee for SAIF is due to the lower operating costs of their asset allocation model.

### **Commingled Investment Fund Management Fees (ORS 293.718)**

The Investment Management Program, in accordance with ORS 293.718, may charge, for pool administration and portfolio management, a monthly maximum of 0.435 basis points (0.00435 percent) of the most recent market value of assets under management directly from each of the commingled investment funds. This revenue is used to fund the investment division operations, finance division operations and supporting programs. These rates are reviewed annually; ensuring that the costs incurred to administer commingled investments are consistent with the fees charged. Once estimated costs have been established, projected assets under management (AUM) are determined to calculate the necessary basis point charge on those assets. AUM projections are calculated using a triple exponential smoothing (i.e. the Holt-Winter methodology) approach considering monthly seasonality. There are currently three commingled investment funds, with a combined \$ 32 billion in assets as of 6/30/2022, the Oregon Short Term Fund, Oregon Intermediate Term Pool, and Oregon Local Government Intermediate Fund. Asset management fees for Commingled Investment Funds are set at their cap of 0.435 basis points per month.

### **Banking Charges (ORS 293.353, 295.106)**

In accordance with ORS 293.353, Treasury may charge state agencies and Local Government Investment Pool (LGIP) participants for banking services based on the number and type of transactions processed on their behalf. Banking charges are set to provide sufficient revenue to pay fees charged by Treasury's partner banks, as well as to provide a portion of the revenue required to support Treasury's internal staffing costs related to banking activities. Charges for each type of service are detailed on a per transaction basis within the Oregon State Government Price List of Goods and Services (Price List). Treasury has full authority to update Price List charges so that revenues match expenditures. As Treasury pursues updated delivery models and expanded vendor partnerships to address evolving business needs through the Cash Management Improvement and Renewal Program (described elsewhere in this document), consideration will be given to potential changes in pricing structure and chargeback models. As of 6/30/2022 75 state agencies and 10 public university entities have 946 open accounts with an aggregate balance of \$22 billion and 1,043 local governments with 1,955 accounts and an aggregate balance of \$10.2 billion that are charged transaction fees. Forecast methods and assumptions recognize distinct seasonal patterns in historical data, and the projections are calculated using a triple exponential smoothing (i.e. the Holt-Winter methodology) approach considering monthly seasonality.

The Public Funds Collateralization program is funded by quarterly charges to bank and credit union depositories that participate in the program. Under the terms of ORS 295.106, and as further outlined in OAR 170-040-0020, program charges are set to recoup the cost of the program and include a fixed fee plus a pro-rata share of the remaining quarterly costs based on the amount of public funds deposits held by each depository. As of 6/30/2022, 27 banks with \$3.4 billion in public funds deposits and 11 credit unions with \$96.7 million in public funds deposits participate in the program and were assessed the quarterly charges.

## **Debt Management Charges (ORS 286A.014)**

The Debt Management Division's revenues are linked to the fees it charges for the financial services it provides to its state and local government customers. These services include oversight of periodic state agency borrowings, tracking and reporting of local debt, state guaranties on school and community college general obligation bonds, and allocation of private activity bonds. Broad authority for charges is outlined in ORS 286A.014 and further detailed in OAR 170-061-0015. Revenue trends are dependent on disparate decisions statewide by both state agencies and local governments. In addition, the Price List provides an outline of anticipated costs for central debt management administration for all state agencies with outstanding debt.

## **529 Administrative Fees (ORS 178.335)**

Revenues for the Oregon Treasury Savings Network include statutorily authorized program administrative fees under ORS 178.335, revenue provided by Network investment managers and related interest earnings.

The current administrative fee for the Oregon College Savings Plan, Oregon's direct sold 529 plan, is 20 basis points (0.20 percent), annualized based on the plan's average daily net asset value. The rate is approved by the Oregon 529 Savings Board. Most of the 20 basis points goes directly to pay for program expenses. After all program expenses are paid, the state receives a small portion to cover its direct costs. As of 6/30/2022, the plan has \$2.5 billion in plan assets and 134,105 accounts.

The administrative fee for the MFS 529 Savings Plan, Oregon's advisor-sold 529 plan, is 25 basis points (0.25 percent), annualized based on the plan's average daily net asset value. This rate is approved by the Oregon 529 Savings Board. Most of the 25 basis points goes directly to pay for program expenses. After all program expenses are paid, the state receives a small portion to cover its direct costs. As of 6/30/2022, the plan has \$1.7 billion in plan assets and 89,875 accounts.

The Oregon ABLE Savings Plan receives fees from program participants based on plan assets, as well as an annual account fee. Participants in the Oregon ABLE Savings Plan and ABLE for ALL Savings Plan are charged 30 basis points (0.30 percent), annualized based on average daily net asset value and \$35 per year, per account, of which the state receives 20 basis points and \$8 per year, per account to cover its direct costs. Oregon offers other states the opportunity to leverage the structure that has been built here in exchange for a small portion of their ABLE administrative fees. The state receives 10 basis points (0.10 percent) annualized based on average daily net asset value and \$3 per year, per account to offset costs to Oregon ABLE participants. The program began using Other Funds during the

2019-2021 biennium. As revenues are not yet adequate to fully cover expenses, the Oregon 529 Savings Board has authorized a revolving intrafund loan to provide the necessary cash to the ABLE program. The General Fund loan will be repaid incrementally as revenues become sufficient to cover ongoing operating costs and loan payments. This approach is similar to the one taken by the Oregon College-Savings Plan at its launch. As of 6/30/2022, the Oregon ABLE Savings Plan and ABLE for ALL Savings Plans have \$53 million in plan assets and 5,487 accounts.

### **OregonSaves Administrative Fees (ORS 178.205)**

As provided in ORS 178.205(d), the Oregon Retirement Savings Program (OregonSaves) receives fees from program participants based on the program assets, as well as an annual account fee. Participants in OregonSaves are charged 15 basis points (0.15 percent), annualized based on average daily net asset value and \$18 per year, per account, of which the state receives \$4 per year, per account to cover its direct costs. The program began using Other Funds during the 2019-21 biennium. The General Fund loan will be repaid incrementally as revenues become sufficient to cover ongoing operating costs and loan payments. As of 6/30/2022, OregonSaves has \$146 million in plan assets and 115,046 accounts.

### **Unclaimed Property Proceeds (ORS 98.386)**

The primary revenue source for Trust Property Services is investment interest earned on unclaimed property. As most of the property is held as cash, the money is invested to provide interest to fund operations and be distributed to schools. In addition administrative rules detail fees that are charged to estates in the Estates and Escheated Property Program.

### **Cost Allocation**

The Administrative Services functions at Oregon Treasury are funded by a monthly cost allocation assessment (and receipt of revenues directly in lieu of assessment transfers in some cases) based on budgeted amounts, and then adjusted for actuals in the fourth quarter of each fiscal year. This provides cost stability for the operating units, but still reflects the actual amounts each year. 2 CFR part 225 Appendix E Section C is the federal guidance related to the allowable allocation of shared services costs. Based on that guidance, all Administrative Services expenditures are allocated to the Service areas based on their proportional share of salaries and wages. The only exception to this is with our IT application development team where a significant portion of their time is spent supporting the Cash Management Program's banking software and related applications.

### **Proposed new laws**

Investment Fees – HB2218 has been introduced that will increase the basis points fees on assets under management in ORS 293.718. This change does not affect the scope of work of the investment program but is the revenue source for the program.

## DETAIL OF LOTTERY FUNDS, OTHER FUNDS, AND FEDERAL FUNDS REVENUE

Treasury, Oregon State  
2023-25 Biennium

Agency Number: 17000

Cross Reference Number: 17000-000-00-00-00000

Source	2019-21 Actuals	2021-23 Leg Adopted Budget	2021-23 Leg Approved Budget	2023-25 Agency Request Budget	2023-25 Governor's Budget	2023-25 Leg. Adopted Budget
<b>Other Funds</b>						
Charges for Services	91,367,356	116,140,681	117,052,235	133,835,101	133,835,101	136,073,745
Interest Income	154,861	-	-	-	-	-
Other Revenues	418,336	-	-	-	-	-
Transfer In - Intrafund	23,883,657	21,184,402	21,184,402	23,937,798	23,937,798	24,474,033
Tsfr From Police, Dept of State	9,159	-	-	-	-	-
Transfer Out - Intrafund	(23,883,657)	(21,184,402)	(21,184,402)	(23,937,798)	(23,937,798)	(24,474,033)
Tsfr To HECC	(242,323)	-	-	-	-	-
<b>Total Other Funds</b>	<b>\$91,707,389</b>	<b>\$116,140,681</b>	<b>\$117,052,235</b>	<b>\$133,835,101</b>	<b>\$133,835,101</b>	<b>\$136,073,745</b>
<b>Nonlimited Other Funds</b>						
Charges for Services	-	2,900,000	2,900,000	3,196,298	3,196,298	3,196,298
<b>Total Nonlimited Other Funds</b>	<b>-</b>	<b>\$2,900,000</b>	<b>\$2,900,000</b>	<b>\$3,196,298</b>	<b>\$3,196,298</b>	<b>\$3,196,298</b>

\_\_\_\_ Agency Request  
2023-25 Biennium

\_\_\_\_ Governor's Budget  
Page \_\_\_\_\_

\_\_\_\_ Legislatively Adopted  
Detail of LF, OF, and FF Revenues - BPR012

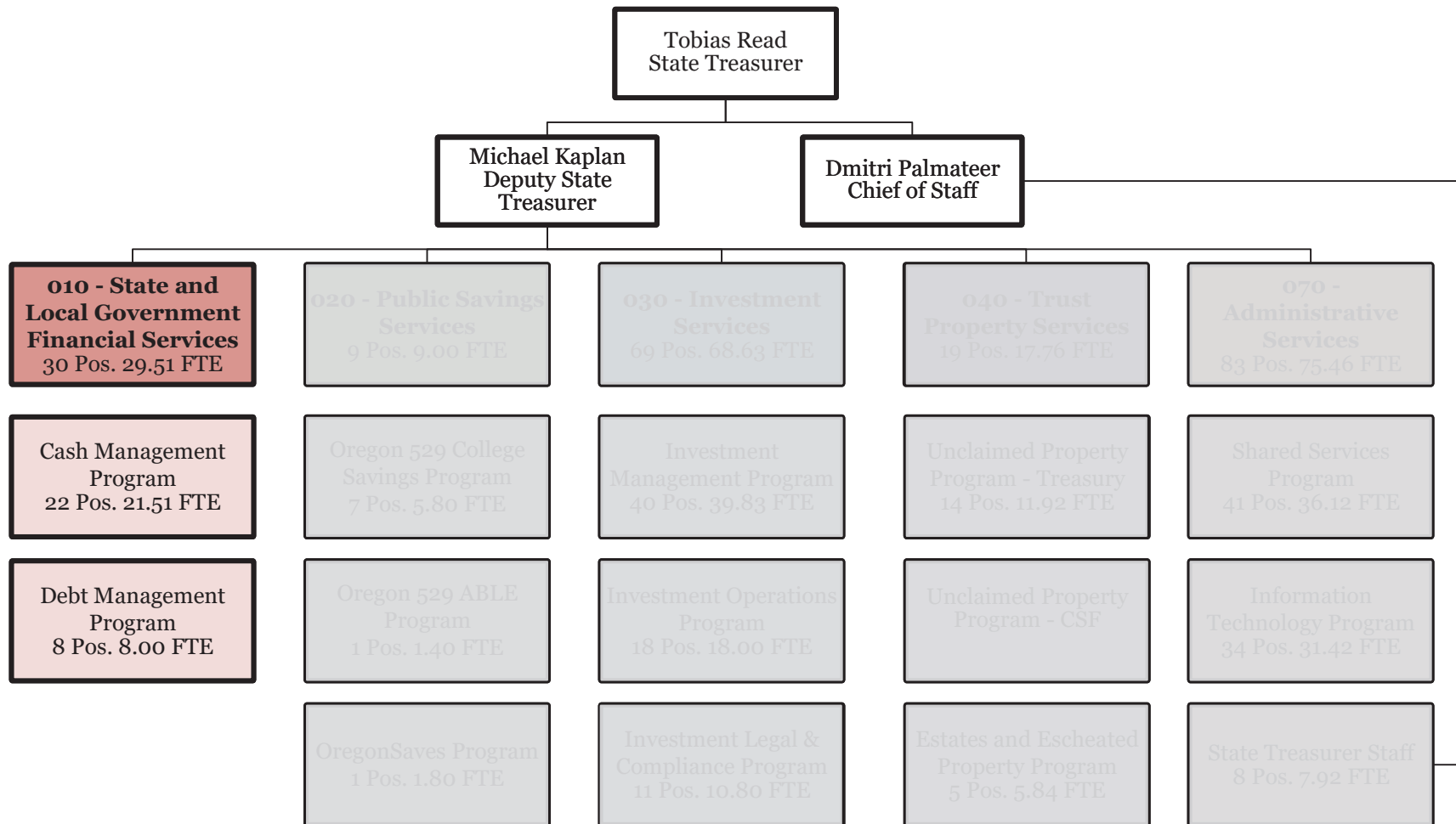
## Detail of Lottery Funds, Other Funds, and Federal Funds Revenue

Source	Fund	ORBITS Revenue Acct	2019-21 Actual	2021-23 Legislatively Adopted	2021-23 Estimated	2023-25		
						Agency Request	Governors	Legislatively Adopted
Charges for Services	3400	0410	91,367,356	116,140,681	116,140,681	133,835,101	133,835,101	136,073,745
Interest Income	3400	0605	154,861	-	-	-	-	-
Other Revenues	3400	0975	418,336	-	-	-	-	-
Charges for Services	3200	0410	-	2,900,000	2,900,000	3,196,298	3,196,298	3,196,298



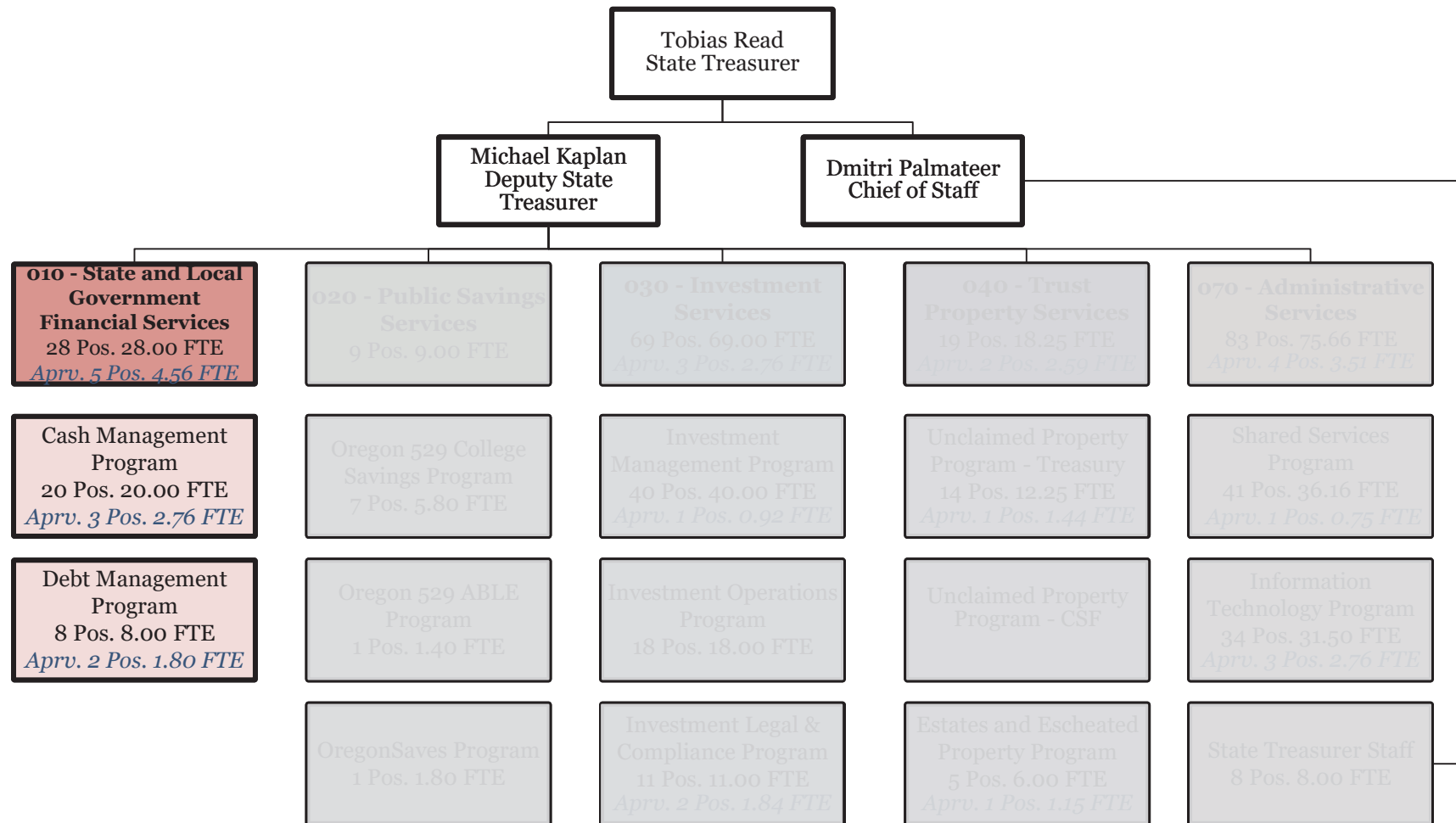
# State and Local Government Financial Services

## Oregon Treasury 2021-23 Organization Chart



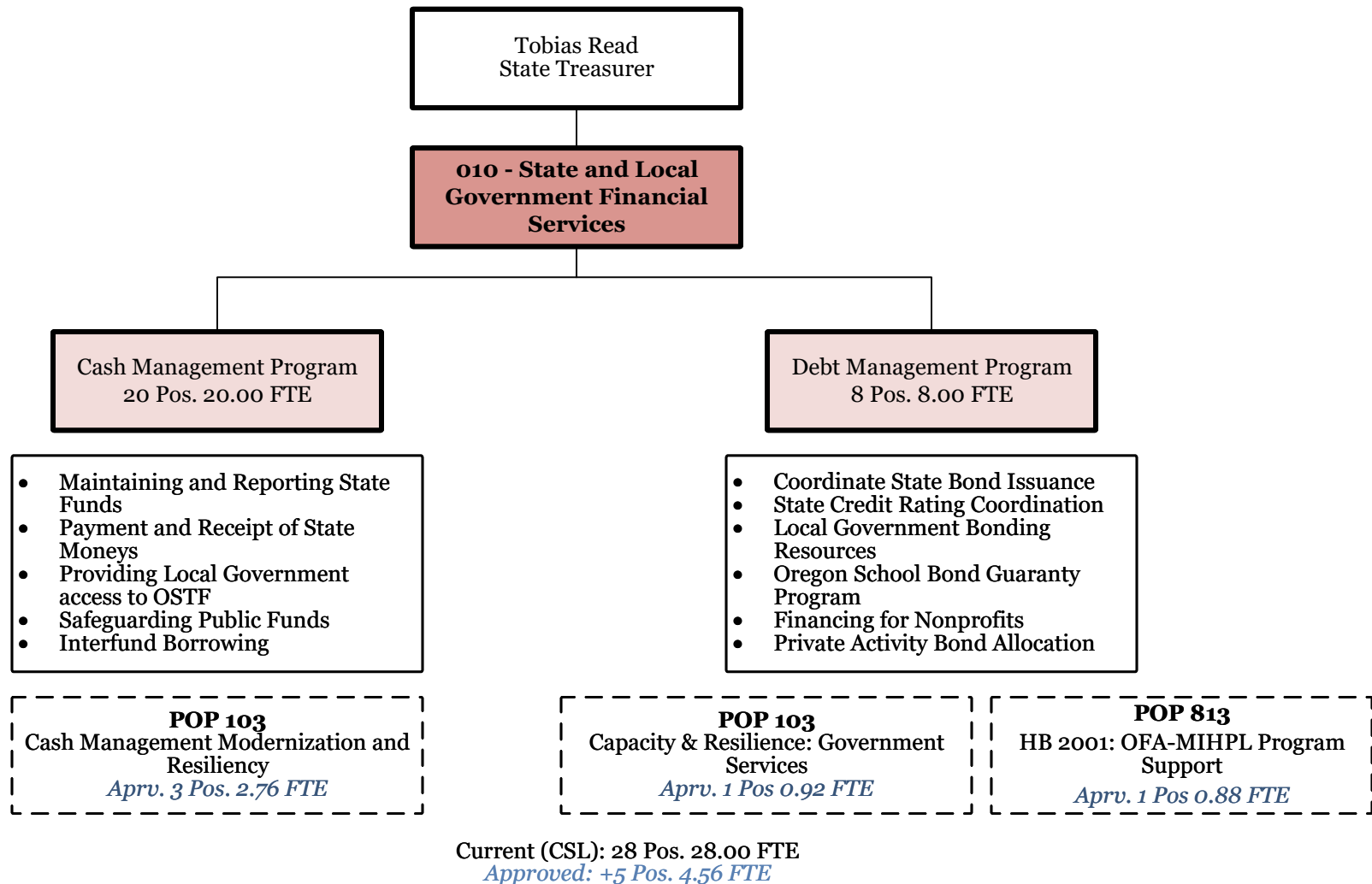
Current (Legislatively Approved): 210 Pos. 200.36 FTE

## Oregon Treasury 2023-25 Organization Chart



Current (CSL): 208 Pos. 199.91 FTE  
*Approved: +14 Pos. 13.42 FTE*

## State and Local Government Financial Services 2023-25 Organization Chart





# State and Local Government Financial Services

## State and Local Government Financial Services Executive Summary

**Primary Program Contact** - Michael Kaplan, Deputy State Treasurer, 503-378-4000

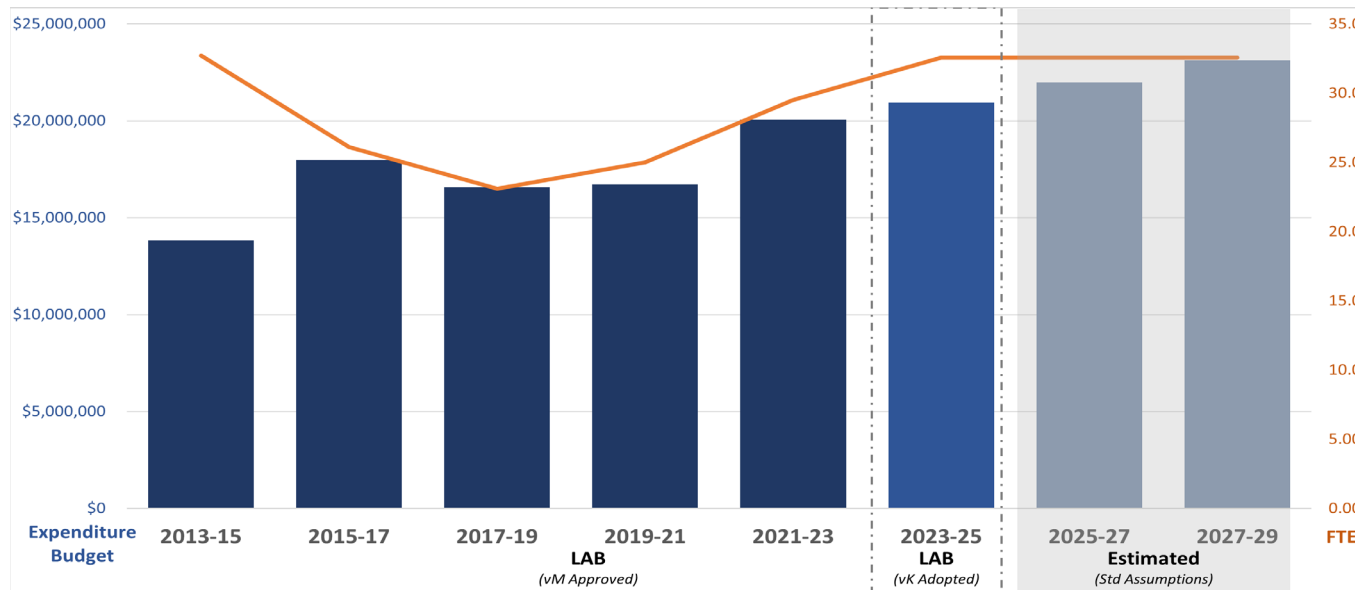
**Treasury Vision** - Leading the way for Oregonians to achieve long term financial security.

**Program Overview** - Through its State and Local Government Financial Services programs, Treasury delivers important financial tools and services to state agencies, contracted public universities and university entities, and local governments. These tools and services assist our government customers as they serve their own clients and stakeholders, helping them to stretch tax dollars and better serve Oregonians. Treasury uses market impact and economies of scale to reduce costs and streamline operations, saving governments time and money, while safeguarding public funds.

State and Local Government Financial Services consists of two primary programs

- Cash Management Program
- Debt Management Program

### Total Funds Over Time



Prior to 2015-17 the Cash Management Program handled many of the duties now performed by the Investment Operations Program Unit. As part of the development of that program unit, positions from Cash Management were transferred along with the duties they were performing.

## Program Funding Request

	Other Funds-L	Positions	FTE
2021-23 LAB	20,064,972	30	29.51
2023-25 LAB	20,939,454	33	32.56
Difference	874,482	3	3.05
Percent Change	4.4%	10.0%	10.3%

The program has a Legislatively Adopted Budget of \$20,939,454. Other Funds revenue is based on transaction fees and management charges. Long-term budget growth estimates through 2027-29 are included in the chart above. Those growth estimates assume standard 6.0 percent inflation for personal services and 4.2 percent for services & supplies. The base budget projections do not include future (2025-29) package requests.

## Program Unit Description

Via the staff, partnerships, and resources deployed in the State and Local Government Financial Services program unit, Treasury serves all state agencies, public universities and some related university entities, and a growing number of local governments. These services are delivered primarily through the Finance and Debt Management divisions, but include broad partnerships with Treasury's other divisions including ongoing operational support of technology infrastructure by the Information Technology Division. The respective missions of the underlying programs focus on improving Oregon governments' and citizens' financial capabilities through the broad set of services each delivers, among them:

- Maintaining and reporting state agency and public university banking transaction information and account balances
- Managing and facilitating all payments to and from state agencies and their stakeholders via secure technology infrastructure
- Managing local government access to the Oregon Short Term Fund, including facilitating eligibility, onboarding, transaction activities, and balance reporting
- Safeguarding public funds by ensuring compliance with regulatory and industry requirements
- Managing the Public Funds Collateralization Program to further protect public bodies against the loss of public funds
- Managing an interfund borrowing program to address short-term, transitory cash imbalances for state agencies
- Coordinating state agency and public university bond issuances, including primary offering and on-going disclosure activities
- Coordinating the state's credit rating process and investor relations efforts to help keep public financing costs low
- Projecting state debt capacity over time and making recommendations regarding future issuance levels to ensure prudent borrowing decisions and actions
- Providing a clearinghouse for local government bond data, bond calendars, and educational resources



# State and Local Government Financial Services

- Managing the Oregon School Bond Guaranty Program to help Oregon's school districts save interest costs
- Coordinating low-cost financing for nonprofits
- Determining eligibility for and allocating limited amounts of tax-exempt debt that can be used to finance privately-owned facilities that provide public benefit

Staff in the program unit also provide input and expertise to state and local government decisionmakers as they consider important policy matters related to banking, cash management, bonding and borrowing, and a host of related activities. Stakeholders, partners, and peers often look to Treasury for leadership in these areas.

Services provided to state agencies and public universities via the program unit differ greatly, relating directly to each state agency's or public university's own client base and their unique needs to collect or disburse money and to participate in public financing. Methods of disbursing funds range from check to electronic fund transfers. Fund collection processes are similarly diverse from acceptance of cash to online acceptance of merchant cards. As state agencies and public universities expand or modernize their own programs, Treasury collaborates with them to identify and implement new or evolving payment and disbursement services. Likewise, some state agencies work frequently and closely with Treasury to manage ongoing bond programs, while others are infrequent users or indirect recipients of more centrally-managed financing activities for statewide capital project activities.

Local governments receive services both directly and indirectly from Treasury. State agencies distribute funds to local governments directly or via local government participation in the OSTF. While Treasury does not issue local government debt directly, staff in the program unit provide technical support to local governments, offer training on debt-related topics, and coordinate collection and distribution of broad bond-related data to enhance transparency for citizens, decision makers, and potential investors.

The major cost driver for activities in the program unit is personnel costs, as well as those costs related to banking and financial institution partners and those associated with ongoing costs of bond issuance and maintenance.

## **Program Performance**

Through the State and Local Government Financial Services program unit, Treasury serves roughly 75 state agencies, 10 public universities or university entities, and more than 900 local governments. During fiscal year 2022, Treasury facilitated more than 31.3 million transactions representing \$317 billion state and local government funds. During the same time period, \$1.1 billion in new state debt was centrally issued through Treasury, resulting in approximately \$7.5 billion in net state tax-supported debt outstanding. The number of customers and programs served through the program unit, as well as the volume and amount of banking transactions and debt issuance vary over time and relate directly to decisions and actions of policymakers and leaders throughout the state, as well as to broad economic and fiscal conditions nationally.

# State and Local Government Financial Services

The broadest measure of success for programs in the program unit is Treasury's ongoing enablement of the tools and services that allow state agencies, public universities, and local governments to perform their own legal and policy-driven responsibilities. Importantly, cash management activities in this program unit are "no fail" operations for Treasury and its customers and partners, as the ability to process payments, accept deposits, and complete other essential cash management operations is key to our customers' day-to-day operations. When Treasury updated the systems and partnerships supporting local governments' access to the OSTF in 2017, we began tracking service up-time metrics for online and other systems. Since project completion, partner performance has exceeded all established service standards. As Treasury continues modernization of its other systems and processes, we intend to more formally begin tracking similar metrics for internally- and partner-supported activities. In the meantime, above all else in this program unit, ensuring the availability and functionality of these critical systems drives our own daily activities. While formal metrics are not yet available, any interruptions to service are limited. When they do occur, Treasury communicates timely and transparently with impacted customers.

The state's general obligation credit rating is a broad measure of success with regard to Oregon's overall fiscal health. While not directly responsible for all decisions that impact the credit rating, Treasury staff work closely with policymakers and decision makers throughout state government to inform general fund and Lottery debt capacity assumptions and recommend fiscal actions that help bolster the state's various bond program ratings. Credit rating firms continue to applaud Oregon's careful attention to debt and budget discipline. The state's general obligation and Lottery bond credit ratings remain at AA+/Aa1/AA+ and AAA/Aa2, respectively – solid ratings that continue to save the state hundreds of millions in financing and refinancing costs over time.

The success of programs in this area is also tied to expertise and competency of Treasury's staff and that of our partners. An important benefit of Treasury activities in this area is that Treasury's customers are not required to become subject matter experts in the increasingly complex service areas that we support ranging from security considerations for acceptance of merchant cards to public fund law expertise. Of note, Treasury is recognized as a national leader for its activities and guidance related to post-issuance continuing disclosure for state and local bond issuance.

## Enabling Legislation

The programs included in the State and Local Government Financial Services program derive from authority outlined in several chapters of the Oregon Revised Statutes, including significant enabling statutes outlined below and referenced in the Agency Wide Summary.

- ORS 178 Duties of State Treasurer
- ORS 283 Interagency Services
- ORS 285B Economic Development II
- ORS 286A State Borrowing
- ORS 287A Local Government Borrowing





# State and Local Government Financial Services

- ORS 289 Oregon Facilities Financing
- ORS 291 State Financial Administration
- ORS 293 Administration of Public Funds
- ORS 294 County and Municipal Financial Administration
- ORS 295 Depositories of Public Funds and Securities
- ORS 328 Local Financing of Education

## Revenue Streams

Funding streams for the State and Local Government Financial Services program unit derive primarily from the below with more information provided in the Revenue narrative for each area.

- ORS 293.353– Banking transaction charges
- ORS 293.718 – Commingled Investment fund management fees
- ORS 295.106 – Public depository charges
- ORS 286A.014 – Debt management charges



# State and Local Government Financial Services

## Cash Management Program Unit Narrative

### Expenditure by fund type, positions, and full-time equivalents

	Other Funds-L	Positions	FTE
2021-23 LAB	16,742,433	22	21.51
2023-25 LAB	16,997,449	23	22.76
Difference	255,016	1	1.25
Percent Change	1.5%	4.5%	5.8%

*The Legislatively Adopted Budget of \$16,997,449 million Other Funds-Limited continues funding for the Cash Management Program at the current service level for 2023-25 and includes a policy option package to modernize and improve the resiliency of Treasury's cash management operations, including to specifically modernize the systems and processes that sit at the heart of the State's cash management infrastructure.*

### Activities, programs, and issues in the program unit base budget

*The Oregon State Treasurer is responsible for receiving, paying out, and having charge of all moneys paid into the State Treasury. Through the Cash Management Program, Treasury provides banking and short-term investment services to all state agencies and most public universities, as well as a narrower set of services to local governments. The mission of the Cash Management Program is to improve Oregon governments' and citizens' financial capabilities through protecting public funds and delivering customer-focused cash management solutions.*

*The State Treasurer is designated the sole banking and cash management officer for the State. All payments to and from state agencies and their customers, clients, vendors, and business and government partners flow through Treasury, in and out of the Oregon Short Term Fund (OSTF), on a daily basis. These include, among others, tax collections and refunds, public benefit payments, insurance collections and disbursements, child support collections and payments, PERS benefit payments and related employer collections, federal funds' disbursements and receipts, bonded debt payments and principal disbursements, state agency and most public university payrolls, vendor payments, and many other sources and uses of funds. All state accounts at partner financial institutions are owned and managed by Treasury at an aggregate level on behalf of our customers. Treasury further maintains detailed customer account balance and transaction information and communicates that information to stakeholders, partners, and customers. This centralized service model results in dollar savings to the state (and participating public universities and local governments) due to volume pricing. It also creates consistencies in statewide regulatory and security approaches. Importantly, it allows for rapid deployment of funds into the OSTF where moneys can be put safely to work earning interest.*

## Maintaining and Reporting State Funds

*Most of the state's operating funds, averaging a daily balance of approximately \$22 billion, are invested by Treasury through the OSTF. Related investment activities and operations are addressed in the Investment Program section of this document. The banking lens for the underlying agency and public university accounts that makeup the OSTF is addressed through the Cash Management program's core banking systems and processes. In that regard, the OSTF includes roughly 1,000 underlying accounts (across three primary account types) and representing approximately 75 state agencies and 10 public university entities. In addition, local governments hold funds, averaging a daily balance of approximately \$10 billion in the OSTF. These funds are represented as a single account within Treasury's systems, with detailed local government accounts maintained via a partnership with a third-party vendor. Treasury's core banking systems and processes represent the state's banking book-of-record and provide important information to customers and stakeholders, including legislative and executive decision makers.*

## Payment and Receipt of State Moneys

*Treasury partners with commercial financial institutions to provide services to state agencies and public universities. All state accounts at partner financial institutions are owned and managed by Treasury and held at an aggregate level on behalf of our customers. Treasury partners with 12 banks to provide depository services to state agencies and public universities, allowing for deposit of money to Treasury's account at each bank. Deposits are distinguished for purposes of Treasury's core banking accounting and reporting via unique information on agency deposit slips, rather than use of stand-alone accounts at multiple banks for multiple agencies and purposes. This branch banking approach provides broad geographic banking coverage for agencies across the state with a relatively small number of accounts and with overall cost savings for the state.*

*In addition to depository services, Treasury contracts with banking partners to provide a variety of physical and electronic banking services for state agencies and public universities. Where Treasury contracts do not meet a unique cash management need, state agencies and public universities may also independently partner with third-party vendors for services. As appropriate, Treasury coordinates with our customers and their vendors to ensure compliance with state and industry regulatory and security requirements. Services provided by Treasury banking partners and others include, but are not limited to the following:*

- *ACH and related services*
- *Domestic and International wire transfer services*
- *Cash vault services*
- *Lockbox services*
- *Check and warrant processing and related services*
- *Prepaid Card Services*



# State and Local Government Financial Services

- *Merchant Card Services*
- *Other electronic payment and deposit services*

*With regard to these services, a single primary Treasury Management Services (TMS) vendor provides the bulk of services, but Treasury is currently expanding its relationship with a second TMS partner. Of importance, ACH and wire services are in transition from one TMS partner to another as a part of the in-progress Electronic Funds Transfer (EFT) Business Systems Renewal (BSR) project. This important multi-year project also includes significant changes to related internal technology infrastructure and processes.*

## Managing Local Government Access to the OSTF

*Oregon local governments and sovereign Tribes can deposit money and earn a short-term rate of return by accessing the Treasury-managed OSTF through the Local Government Investment Pool (LGIP). Treasury contracts with a third-party vendor to provide administrative and operational support for the LGIP, including supporting online and manual transaction activities, balance reporting, account and user maintenance, onboarding activities, and more. Staff in the Cash Management program manage vendor relationships, perform ongoing reconciliation activities, approve participation requests by determining eligibility of governments, and perform other statutory requirements.*

## Safeguarding Public Funds

*The Treasurer is the sole banking and cash management officer for the state, reviewing, establishing, and modifying procedures for the efficient handling of monies under the control of state agencies and, by contract, public universities. State agencies must employ the principles, standards, and related requirements for cash management prescribed by the Treasury through its cash management program. Policies range from third party vendor requirements to merchant card security compliance activities and more. Treasury is currently updating its cash management policies to reflect the impacts of recent and ongoing modernization projects, better reflect current business practices, and integrate ongoing industry and regulatory requirements and opportunities.*

*Staff in this Program area also oversee the Public Funds Collateralization Program (PFCP). Oversight activities related to the PFCP ensure deposits of state and local government money that exceed federal deposit insurance amounts are protected in the event a financial institution loss or failure. Banking institutions become “qualified depositories” by complying with important requirements of the program. Treasury coordinates onboarding and management of program custodians and qualified depositories, including ongoing compliance reporting and administration and reporting of pledged collateral. In 2019, the legislature granted both local governments and Treasury the authority to use alternative methods to protect public funds from loss when held by third-party vendors. While local governments are responsible for their own development and use of such alternative methods, Treasury has implemented these alternative methods for state agencies and public universities by policy.*

## Interfund Borrowing

*Treasury manages an interfund borrowing program to address short-term, transitory cash imbalances for state agencies in the course of activities included in their legislatively approved budgets. By statute, the program is not available to public universities or local governments. State agencies are required to objectively demonstrate their ability to repay before funds can be loaned. Interest rates are based on market conditions and OSTF performance.*

## **Background information**

### No Fail Operations

*The Cash Management program's activities are "no fail" operations for Treasury and its customers and partners. Treasury has long recognized that the ability to process payments, accept deposits, and complete other essential cash management operations is key to state agencies' day-to-day operations. This includes our customers' ability to support partnerships with their own vendors and stakeholders and their ability to collect moneys from and distribute moneys to their customers, clients, and aid recipients. The ability to carry out these functions will be critical during any disaster recovery or business continuity scenario, the importance of which continues to bear out in the current COVID-19 working environment. Further, Treasury's customers are increasingly working to modernize their own collection and disbursement processes to meet their own customer demands, legislative mandates, shifting technology needs, and calls to do more with less from a budgetary perspective. Treasury's ability to support and serve our customers has been further impacted due to the economic, budgetary, and workforce impacts of COVID-19.*

### Continuous Improvement

*The Cash Management Improvement and Renewal Program (CMIRP) is a key enabling initiative that is modernizing our cash management systems, processes, and relationships with the above in mind. Treasury's CMIRP efforts were established in 2013 as a continuous renewal program aimed at the renewal, replacement, and refinement of cash management processes and technology. Since CMIRP's creation, Treasury has made progress with several modernization initiatives, including:*

- The Local Government Investment Pool (LGIP) Business Systems Renewal (BSR) project completed in October 2017. Through the LGIP BSR, Treasury replaced failing systems and outdated processes with a modern, vendor-supported web-based system. The project enhanced system and data security while providing enhanced services to local governments.*
- The Comprehensive Cash Management BSR project reevaluated Treasury's primarily single-partner banking and cash management service delivery model. The project focused on identifying approaches to mitigate risks and better supporting contingency planning and readiness while continuing to deliver quality services at reasonable costs. It culminated in December 2017 with a contract with an additional treasury management services partner. That new partner will also assume revised ACH and domestic*



# State and Local Government Financial Services

wire services as they are updated through the Electronic Funds Transfer (EFT) BSR project.

- The in-progress EFT BSR project will remove Treasury as a single point of failure for ACH services, reduce data security risks, and improve Treasury's ability to adapt ACH and domestic wire transfer services to meet changing customer and regulatory needs. The transition of domestic wire transfer origination services completed in January 2020, and the transition of both domestic received wire transfer and ACH services began in July 2021 and will be largely complete by the end of 2022, with some final transition and closeout activities occurring in 2023.
- The Core Banking BSR project will modernize the systems and processes at the center of Treasury's cash management activities. Treasury's business model as the central cash management provider for the State of Oregon necessitates a demand deposit account (DDA) system or similar tool to provide an account structure for transaction posting, balance posting, and general ledger processes. Treasury's current core banking system was procured and implemented prior to Y2K. While no specific funds are requested at this time related to this project, Treasury will request any funds that may be necessary through the appropriate budgetary process as determined by timing constraints.

## Resiliency

To be sufficiently resilient, Treasury must continue to adapt its services to meet changing stakeholder needs, including the following: customer, vendor, or other stakeholder business requirements; industry, technical, and regulatory changes; and customer requests for new cash management services. As Treasury has focused on critical day-to-day operations and the implementation of recent CMIRP projects, it has done so largely within existing staffing resources, with the last addition of staff in this area following the 2011 legislative budget cycle. While Treasury's approach has allowed for critical subject matter experts to inform both operational and project activities, their limited capacity has resulted in a growing queue of backlogged needs. This queue includes activities ranging from banking solutions requested by state agencies or public universities to activities mandated by legislative action, as well as from actions related to industry, security, or regulatory requirements to important strategic or policy best practices that would align Treasury, and the State, to best serve the needs of Oregonians. Treasury must improve its ability to timely address its responsibilities in these areas in order to maintain its integrity and reputation as a trusted and professional partner and to minimize the risk of being a single point of failure with regard to our customers' own needs. As Treasury continues to modernize its cash management infrastructure, as well as face the retirement and other attrition of current subject matter experts at Treasury and within our partner organizations, even more pressure will be placed on Treasury to perform in these and related ways. Policy Package 103 includes staffing resources relative to these ongoing resiliency needs.



# State and Local Government Financial Services

## *Revenue sources and proposed revenue changes*

*The Cash Management Program has two primary revenue sources.*

### *Banking Charges (ORS 293.353)*

*In accordance with ORS 293.353, Treasury may charge state agencies and Local Government Investment Pool (LGIP) participants for banking services based on the number and type of transactions processed on their behalf. Banking charges are set to provide sufficient revenue to pay fees charged by Treasury's partner banks, as well as to provide a portion of the revenue required to support Treasury's internal staffing costs related to banking activities. Charges for each type of service are detailed on a per transaction basis within the Oregon State Government Price List of Goods and Services (Price List). Treasury has full authority to update Price List charges so that revenues match expenditures. As Treasury pursues updated delivery models and expanded vendor partnerships to address evolving business needs through the Cash Management Improvement and Renewal Program (described elsewhere in this document), consideration will be given to potential changes in pricing structure and chargeback models. As of 6/30/2022 75 state agencies and 10 public university entities have 946 open accounts with an aggregate balance of \$22 billion and 1,043 local governments with 1,955 accounts and an aggregate balance of \$10 billion that are charged transaction fees.*

### *Commingled Investment Fund Management Fees (ORS 293.718)*

*In accordance with ORS 293.718, Treasury may charge, for pool administration and portfolio management, a monthly maximum of 0.435 basis points (0.00435 percent) of the most recent market value of assets under management directly from each of the commingled investment funds. This revenue is used to fund Investment Division operations, Cash Management Program operations, and supporting programs. These rates are reviewed annually, ensuring that the costs incurred to administer commingled investments are consistent with the fees charged. Once estimated costs have been established, projected assets under management (AUM) are determined to calculate the necessary basis point charge on those assets. There are currently three commingled investment funds, with a combined \$31 billion in assets as of 6/30/2022, the Oregon Short Term Fund, Oregon Intermediate Term Pool, and Oregon Local Government Intermediate Fund.*

### *Public Depository Charges (ORS 295.106)*

*The Public Funds Collateralization program is funded by quarterly charges to bank and credit union depositories that participate in the program. Under the terms of ORS 295.106, and as further outlined in OAR 170-040-0020, program charges are set to recoup the cost of the program and include a fixed fee plus a pro-rata share of the remaining quarterly costs based on the amount of public funds deposits held by each depository. As of 6/30/2022, 27 banks with \$3 billion in public funds deposits and 11 credit unions with \$96 million in public funds deposits participate in the program and were assessed the quarterly charges.*



# State and Local Government Financial Services

## **Proposed new laws that apply to the program unit**

*It is important to note that legislative changes to state agency, public university, or local government responsibilities that include collection or disbursement of funds or other public funds topics may have impact on, or be impacted by, activities in the Cash Management Program.*



## Debt Management Program Unit Narrative

### Expenditure by fund type, positions, and full-time equivalents

	Other Funds-L	Positions	FTE
2021-23 LAB	3,322,539	8	8.00
2023-25 LAB	3,942,005	10	9.80
Difference	619,466	2	1.80
Percent Change	18.6%	25.0%	22.5%

*The Legislatively Adopted Budget of \$3,942,005 million Other Funds-Limited continues funding for the Debt Management Program at the current service level for 2023-25 and includes a policy option package to meet increasing disclosure and reporting needs of multiple regulatory and oversight bodies.*

### Activities, programs, and issues in the program unit base budget

*The Oregon State Treasurer is responsible for central coordination and approval for issuance of all state agency and authority bonds and other obligations. Through staff and partnerships in the Debt Management program, Treasury approves issuance of all bonds for state agencies and public universities and helps local governments to make good borrowing decisions that reduce costs. Treasury provides oversight, sale coordination, and compliance and reporting services to state agencies and public universities, as well as a related set of services and tools to local governments. The mission of the Debt Management Program is to improve Oregon governments and citizens' financial capabilities through oversight and guidance for prudent public debt issuance and debt management.*

### Central Coordination and Management of State Bond Issuance

*Staff in the Debt Management program provide central coordination for, and issuance of, all Oregon state agency and authority bonds. Staff work with agencies, public universities, and other partners to structure and sell General Obligation bonds, Certificates of Participation, Tax Anticipation Notes, Lottery Revenue bonds, Oregon Department of Transportation Revenue Bonds, Oregon Housing Single Family Program Bonds, Oregon Vets Mortgage Revenue Bond program, Oregon Business Development Revolving Loan Program debt (Oregon Bond Bank), DEQ issuance of debt for State Matching funds for its Revolving Loan Program debt and various other agency-specific revenue debt and credit instruments. Staff in the program also oversee post-issuance compliance processes, including state debt data tracking, arbitrage rebate activities, and secondary market disclosure compliance. Through Debt Management program activities, Treasury continually recommends and takes actions aimed at reducing overall debt management costs and tightening the interest rate spread on state bonds to pricing indexes. Debt Management program staff continue to focus on streamlining services, developing and training staff, improved marketing activities, and actively participating in all state bond transactions.*

## Credit Rating Strategy and Debt Capacity Recommendations

*Debt Management program staff help oversee the prudent management of Oregon's debt to protect Oregon's excellent credit ratings. Because of Oregon's longstanding strong creditworthiness, the state can borrow money for less – translating to millions of dollars in savings for taxpayers every year. The State Debt Policy Advisory Commission (SDPAC), staffed by Treasury's Debt Management program, tracks Oregon's financial health and protects Oregon's credit rating by informing state officials about the amount of debt that Oregon can prudently incur. Borrowing too much would endanger Oregon's ability to meet its obligations and jeopardize the state's credit rating. The SDPAC consists of five members: The State Treasurer, who serves as Chair; a Representative and Senator from the Oregon Legislature; a member of the public knowledgeable about public finance; and the director of the Oregon Department of Administrative Services. The SDPAC publishes an annual report outlining debt capacity and debt burden for State bonding programs in four major categories: General Fund-supported debt, Lottery revenue-backed debt, net tax-supported debt, and non-tax supported debt.*

## Local Government Bonding Resources and Debt Reporting

*The Debt Management program oversees local Oregon government bonding activity. Through the Municipal Debt Advisory Commission (MDAC), Treasury acts as the clearinghouse for bond data, bond calendars, and the online Oregon Bond Education Center. Staff in the Debt Management program provide technical support to local governments, offer training on selected debt-related topics, and have created an online manual (the Oregon Bond Education Center) to help government officials plan and execute successful bond sales. This online tool is based on federal law, Oregon Revised Statutes (ORS), the Oregon Constitution, MDAC Administrative Rules, and current practices in the state. Information has been generalized for any issuing district with the term "municipality" to include any local government unit.*

*Through the MDAC debt database, managed through its Debt Management program, Treasury collects data on Oregon local government issuance and debt outstanding to enhance transparency, generate more accurate overlapping debt reports, and provide investors and citizens with pertinent information. Of note, overlapping debt reports help identify each local government's overall debt burden, including its own debt and the responsible portion of debt of other overlapping governmental units. Staff in the Debt Management Program work with state agencies and local governments to verify outstanding debt on an annual and biennial basis, respectively.*

*Treasury also manages the Oregon Bond Calendar through Debt Management program staff. The Oregon Bond Calendar is a sched-*



# State and Local Government Financial Services

*ule of all upcoming state and local bond sales. It enables state agencies and local governments to minimize scheduling conflicts that may impact the marketability of their issues. The calendar contains information regarding postponed, proposed and sold bond issues.*

## Managing Oregon School Bond Guaranty Program

*Oregon voters in 1998 authorized the State to guaranty qualified bonds of eligible school districts, education service districts, and community colleges. The resulting Oregon School Bond Guaranty Program allows qualified districts to have their bonds rated based on the State's current credit rating. As a result, districts can save significant interest costs over the life of bond, which saves taxpayers money while facilitating construction that creates jobs in the short run and improves our vital education infrastructure.*

## Low-cost Financing for Nonprofits

*Treasury's staff and partners make low-cost financing available through the Oregon Facilities Authority (OFA), assisting nonprofits to further their missions that help Oregonians. Created by the Legislature in 1989, OFA has issued approximately \$5 billion in tax exempt conduit revenue bonds supporting capital projects for eligible nonprofits in the areas of healthcare, education, housing, cultural, and social services. OFA evaluates projects proposed by nonprofits and makes recommendations to the state. Staff in the Debt Management program issue the bonds once after Treasurer's final determination to do so. The state does not guarantee repayment of OFA bonds.*

## Allocation of Private Activity Bond Cap

*Under federal law, each state can approve a limited amount of tax-exempt debt that can be used for private projects. To qualify for this lower cost financing, the financed projects need to benefit the public. The related Private Activity Bond (PAB) Committee is responsible for determining which private projects can qualify. Certain types of privately-owned facilities such as airports, boat docks, affordable housing, or other economic development projects, provide significant benefits to the communities they serve. When the construction of a private facility would provide important public benefits, the project can often be financed using tax-exempt bonds. Staff in the Debt Management program chair the PAB Committee and help allocate and track use (and sometimes reallocation) of this important resource.*

## Oversight of Multifamily and Affordable Housing Bond Issuance

*Over the past several years, there has been a growing crisis in housing availability and affordability throughout the state. In the period from fiscal year 2010 through 2014, the state averaged 2-3 multi-family conduit bond issuances per fiscal year. To address the growing affordable housing crisis throughout the state, in 2015 the Legislature created the Local Innovation and Fast Track (LIFT) Affordable Housing Program and tasked OHCS and the Oregon Stability Council with establishing program rules and administer-*

ing this new grant program. Additionally, the Legislature authorized the State Treasurer to commence issuing Article XI-Q general obligation (GO) bonds to fund LIFT grants. LIFT grants provide “gap” funding to various multifamily housing projects that utilize Federal 4% Low Income Housing Tax Credits and tax-exempt bonds. Since enactment, the State has authorized over \$696 million on bond to provided grants for affordable housing through the LIFT and permanent supportive housing programs administered by OHCS. Additionally, Metro has passed initiatives that provides similar gap funding. The significant increase in gap funding sources and statewide commitment to affordable housing has resulted in significantly increased volume in issuance of Multifamily Conduit Revenue Bonds through OHCS. The following table shows the issuance volume since FY 2019.

Fiscal Year	Par Amount Issued (\$)	No. of Bond Issues
2019	261,517,590	23
2020	226,076,163	31
2021	451,320,893	41
2022 (YTD)	420,239,631	30

Given the State’s policy to increase the number of affordable housing units statewide, this will continue to be an area of focus the debt management program over the next few years.

## Revenue sources and proposed revenue changes

The Debt Management Division’s revenues are linked to the fees it charges for the bond issuance and maintenance services that it provides to its state agency, public university, and local government customers. These services include oversight of periodic state agency borrowings, tracking and reporting of local debt, state guaranties on school and community college general obligation bonds, review of advance refunding plans, and allocation of private activity bonds. Broad authority for charges is outlined in ORS 286A.014 and further detailed in OAR 170-061-0015. Revenue trends are dependent on disparate decisions statewide by both state agencies and local governments. In addition, the Price List provides an outline of anticipated costs for central debt management administration for all state agencies with outstanding debt.

## Proposed new laws that apply to the program unit

LC 315 provides clarifications related to bonding statutes. It is also important to note that changes to agency, public university, or local government bonding programs, including ongoing debt issuance authorities and activities, directly impact the Debt Management program. It is noteworthy that the enactment of SB1049 (ORS 238.697) in 2019, resulted in the extensive use of DMD resources to amend OARs to provide guidance to local governments on the issuance of pension obligation bonds.



# State and Local Government Financial Services

## State and Local Government Financial Services Essential and Policy Packages

### Essential Packages

The Current Service Level (CSL) is required by law and is an estimate of the cost to continue current legislatively-approved programs into the 2023-25 biennium. Essential Packages are the means by which these costs are estimated and budgeted in a standardized format by agencies and evaluated for compliance with these standards by the Department of Administrative Services (DAS). Treasury followed all of these requirements in building the Essential Packages for the 2023-25 biennium.

The narrative below briefly describes each Essential Package, and fiscal details for each package are included in the reports at the end of this section, broken out by fund type, category (e.g., Personal Services, Services and Supplies, etc.), and positions/FTE if necessary.

#### **010 Non-PICS Psnl Svc / Vacancy Savings**

This package contains adjustments to the base budget as directed in 2023-25 Budget Instructions. These adjustments include: standard vacancy factor calculations, non-PICS generated Personal Services inflation adjustments, mass transit taxes, and Pension Obligation Bond assessments.

#### **021 Phase-Ins**

Due to Treasury's move into our new facility at Mill Creek mid-way through the 2021-23 biennium in March 2022, the budget report for our main budget bill (SB 5544) acknowledged that budgeted amounts in Rent accounts for Treasury supported increased rent costs for 15 months in 2021-23, and would need to be phased-in for the full 24 months in the 2023-25 budget. Phase-in entries in this package were made consistent with this legislatively approved direction for impacted programs.

#### **022 Phase-Outs**

This package is generally necessary to take one-time costs approved as part of policy option packages in 2021-23 and remove them from the 2023-25 biennium budget. 2021-23 POP 106 - Cash Management Modernization and Resiliency included one-time expenditures for project planning activities (\$1,000,000) that are accordingly phased-out in this package. Phase-outs also include staff-related services and supplies for two approved positions that were changed to Limited Duration in the budget report for our main budget bill (SB 5544), and would therefore not require related limitation to carry forward to the new biennium.

#### **031 Standard Inflation**

This package provides for standard inflation on all Services and Supplies and Capital Outlay. All expenditure categories were increased by the standard inflation rates defined by DAS in the Budget Instructions, including Professional Services (8.80%), Attorney General



# State and Local Government Financial Services

(17.67%), Rent (18.54%), and remaining accounts (4.20%). State Government Services Charges were adjusted to match the DAS Price List as required.

## **o6o Technical Adjustments**

This package redistributes Other Funds-Limited expenditure limitation between Rent accounts on a net-zero basis agency-wide, including between both SCRs and DCRs. Package entries were necessary to ensure costs associated with the resilience functionality available to all Treasury programs via the new Mill Creek facility (and not just those housed in the facility) were allocated equitably, and to accommodate substantial pandemic-driven changes in the hybrid work environment. Treasury revised how rent is allocated to benefitting programs to address these issues in both the 2021-23 and 2023-25 biennia, and the net-zero redistribution of budgeted Rent in this package implements this updated allocation methodology across Treasury programs in the current service level budget.



## Package 103 – Capacity & Resilience: Government Services

*Note regarding changes to this POP in LAB from what was requested in GB. This package was adopted by the Legislature, but one of the six requested positions (and relevant position-related services and supplies) was not included in the Budget Report recommendation and was therefore not adopted by the Legislature. Narrative relating to the position remains unchanged in this section for reference purposes, but the position not recommended and adopted is lined out in the Staffing Impact section for clarity.*

### Purpose

The purpose of this request is to improve Treasury’s ability to meet the daily operational and long-term strategic needs of its State and Local Government Financial Services stakeholders by hiring, training, and deploying subject matter experts to better support critical banking, cash, and debt management programs. As the sole banking and cash management officer for the State of Oregon, the Treasurer is responsible for receiving, paying out, and having charge of all moneys paid into the Oregon State Treasury. All payments to and from state agencies and their customers, clients, vendors, and business and government partners flow through Treasury daily. The Treasurer is also the issuer of all debt for State of Oregon agencies and certain other authorities of the state. In addition, Treasury maintains detailed customer bank account balance and transaction information and is the repository of all bonding and long-term financial indebtedness data for Oregon state agencies, local governments, and certain others. Treasury communicates this banking and bonding information to stakeholders, partners, and customers for use in their own reporting and reconciliation activities.

In recent years, as demands on these programs have increased from multiple directions, Treasury’s cash management customers are increasingly working to modernize their own collection and disbursement processes to meet their own customer demands and to support new or expanding legislative mandates, changing technology needs, and regulatory or other requirements. Debt issuing entities must meet increasing disclosure and reporting needs of multiple regulatory and oversight bodies. Treasury’s service vendors are modernizing their own systems and processes, and continuously researching and introducing new products and services to meet broad consumer and demographic demands. Treasury has also experienced the impacts of retirements and other attrition within our staff and those of our service vendors and customers. The methods and approaches to meeting the needs of both our customers and service vendors will likely also encounter additional opportunities and challenges as they continue to experiment with approaches to hybrid work environments, further evolving both traditional and pandemic-based approaches to work.

With the above in mind, Treasury is seeking to improve the resiliency of Treasury’s banking, cash, and debt management operations, including supporting ongoing operating requirements and strategic and legislatively driven modernization activities, by investing in new staff and processes.

## How Achieved

Treasury has largely managed evolving workloads for its State and Local Government Financial Services programs within existing staff resources, even as stakeholder requirements and demands have evolved. Subject matter experts often support critical daily operational needs, as well as strategic and project activities. Supervisory and leadership staff often support research and other tactical work reducing time available to focus on critical strategic planning and decision-making activities. In addition, Treasury increasingly finds that it can no longer take for granted that the staff within our customers' and service vendors' teams understand their own and Treasury's roles within the areas supported by Treasury. A slow erosion of subject matter expertise, program knowledge, and operating context has had the very real impact of slowing down, and sometimes even stalling, activities in support of our customers and service vendors.

Treasury has long held that as individual new legislative programs are approved, we would work to maintain support of those programs within existing resources, cautioning that the cumulative effect of new priorities may result in requests for additional resources. Unfortunately, as demands have increased from multiple directions in recent years, we have reached that critical tipping point. Until last biennium, when a portion of requested permanent positions were approved, it had been roughly a decade since Treasury expanded its resources in the programs within the State and Local Government Financial Services area.

Additional staff are now critical to maintain Treasury's ability to address its statutory responsibilities and maintain its integrity and reputation as a trusted and professional partner across its banking, cash, and debt management responsibilities. Failure to act would increase Treasury's risk of becoming a single point of failure for state agency, public university, local government, and other stakeholders' who rely on Treasury to perform these critical functions.

New staff will:

- Support critical daily and ongoing banking activities, including processing of fraud, forgery, and duplicate payments, ongoing reconciliation activity, and other critical daily and ongoing activities in support of banking operations programs
- Support business analysis needs of increasing operational, product and service implementation, and modernization project needs on behalf of Treasury's state agency, public university, and local government banking and cash management customers.
- Support strategy, policy, legislative, contracting, communications, and other administrative activities related to current-state and modernization activities in banking and cash management programs.
- Lead ongoing business continuity and resiliency efforts for banking and cash management programs across multiple areas, including those activities in partnership with Treasury's service vendors, state agency and public university customers, and other Treasury divisions and programs.



# State and Local Government Financial Services

- Support the local debt verification process and provide research to support Treasury's critical need for relevant and timely data for disclosure to regulatory and oversight bodies, including compilation of State Debt Policy Advisory Committee and Municipal Debt Advisory Committee reports.
- Assist in processing bond redemptions for various agencies and provide backup support as needed for other functions critical to the debt program.

## Staffing Impact

Action	Classification	Type	Pos	FTE	Phase-In Date
Establish	Operations & Policy Analyst 3	PF	1	0.96	8/1/2023
Establish	Operations & Policy Analyst 3	PF	1	0.96	8/1/2023
<del>Establish</del>	<del>Accounting Technician</del>	<del>PF</del>	<del>1</del>	<del>-0.96</del>	<del>8/1/2023</del>
Establish	Operations & Policy Analyst 3	PF	1	0.88	10/1/2023
Establish	Program Analyst 2	PF	1	0.92	9/1/2023
Establish	Information Systems Specialist 3	PF	1	0.92	9/1/2023

[As noted at the beginning of this POP narrative, requested positions in the table below with ~~strikethrough text were not recommended and adopted by the Legislature, and detail is left here for reference purposes only.~~

Treasury is requesting the establishment of six new permanent, full-time (PF) positions:

Permanent, full-time positions and corresponding personal services expenditure limitation will automatically phase in to 24 months/1.00 FTE in the 2025-27 biennium.

Note that the Information Systems Specialist 3 position included in the table and narrative above is actually established in the Administrative Services Information Technology Program structure, but is included in this section to avoid fragmenting the detail and contextual explanation for the package since the position is necessary to support State and Local Government Financial Services programs.

## Quantifying Results

With approval of position authority and expenditure limitation included in the policy package, Treasury will improve the resiliency of Treasury's cash management and debt management operations, upholding its ability to address statutory responsibilities and maintain its integrity and reputation as a trusted and professional partner across its banking, cash, and debt management responsibilities. Results will be further quantified by Treasury's ability to:

- Provide uninterrupted banking and cash management services to its state agency, public university, and local government customers
- making timely payments to public benefit recipients, vendors, employees, and others
- collecting funds in a timely manner to ensure availability of those monies to be invested or to cover other critical state cash flow needs
- implementing and maintaining suitable payment and collection processes to meet the needs of state agency and public university clients AND meet legislative and executive policy goals and objectives for programs
- helping state agency and public university staff understand their own roles in the collection, disbursement, and management of public funds
- Meet growing and often unpredictable workload needs of our customers driven by legislative, industry, client, and other demands.
- Improve the turnaround time for responses to information requests by state and local governments, including the processing of debt-related transactions for those entities and the implementation of banking products and services.
- Promote greater efficiency in processes and improve the collection and accuracy of data provided to stakeholders, including state agencies and local governments, and improve the integrity of data used to make informed recommendations to Treasury leadership, the legislature, and other state agency partners.
- Enable leadership to focus on more strategic concerns for all State and Local Government Financial Services programs, enhancing Treasury's ability and capacity to provide valued added guidance and information to its stakeholders.

## Revenue Source

Other Funds collected through fee-for-service charges and charges for assets under management.



# State and Local Government Financial Services

## Package 813 – OFA Moderate Income Housing Predevelopment Loan Program

Note this POP was approved in LAB as part of a policy bill, and therefore was not part of what was requested by Treasury in GB.

### Purpose

HB 2001 was passed by the legislature relatively early in the 2023 Regular Session with provisions addressing a variety of issues, including a one-time General Fund appropriation of \$3,613,925 in the 2023-25 biennium for deposit into the Oregon Facilities Authority (OFA) Account to provide financing (or refinancing) to local governments or housing developers for moderate-income predevelopment costs. Financing of up to \$500,000 may be provided for a term of at least 25 years at three percent or less for projects with a total cost of up to \$40 million or 80 residential units.

Treasury provides administrative support to the Facilities Authority, and as part of the adopted bill, Other Funds expenditure limitation was increased in Treasury by \$263,925 in the 2023-25 biennium to establish one part-time permanent Accountant 2 position (0.25 FTE) in the Shared Services DCR (070-10) and one full-time limited duration Program Analyst 4 position (0.88 FTE) in the Debt Management DCR (010-20) to support the moderate-income predevelopment program. The Program Analyst 4 will provide oversight and due diligence related to loans issued in the 2023-25 biennium and the Accountant 2 will perform ongoing loan servicing duties.

### Staffing Impact

HB 2001 provisions established one new permanent, part-time position in the Shared Services DCR (070-10), and one full-time limited duration position in the Debt Management DCR (010-10):

The limited duration position will automatically phase out at the end of the 2023-25 biennium, and the permanent, part-time (0.25 FTE) position will remain unchanged in the 2025-27 biennium onward with no phase-in action necessary since the 0.25 FTE reflects the full biennial need for the position.

### Revenue Source

Programmatic costs are supported via the existing agreement between Treasury and OFA for Treasury to provide administrative and support services, as specified in supporting documentation for the bill. OFA fund sources for these expenses would be the one-time General Fund appropriation in 2023-25 during the startup and implementation phases, and Treasury staff costs related to loan servicing extending into future biennium would be supported by loan repayment proceeds.

### Related Packages

In addition to the Essential and Policy Packages impacting this program area described in prior pages, there are a number of packages



# State and Local Government Financial Services

that have an indirect or aggregate impact on this program area (on cost allocation transfers and possibly revenues only), and they are described in summary below.

The 08x package series is for Emergency Board actions after April of even numbered years, and the 09x package series is for Statewide Packages generally directed by the Department of Administrative Services (DAS) during the Governors Budget process. The 09x package series is then generally eliminated and reinserted/revised as necessary in the 8xx series of packages in the Legislatively Adopted Budget.

Treasury has an 081 Package for the 2023-25 Legislatively Adopted Budget that only indirectly impacts this program area as described further below, as well as an 810 – Statewide Adjustments package for the Statewide AG Adjustment that reflects a reduction in the standard Attorney General rates (previously in the 092 Package in GB), and for a Statewide Adjustment to DAS Charges to reflect modifications to State Government Service Charges and DAS pricelist charges for services to this program area (previously in the 093 Package in GB).

The 081 and Policy Packages described in this section impact only Transfers and/or Revenues in this program area, and do not impact expenditure limitation or position/FTE counts. Specifically, packages for the Administrative Services program area are supported via cost allocation transfers by operational programs in Treasury, and accordingly each of these POPs drive adjustments to Transfers for all operational programs. Revenues are only impacted when a specific program can adjust their revenues to accommodate fluctuations in budgeted expenses via an assessment rather than service fees, and revenues are adjusted as appropriate.

The Administrative Services Policy Packages with cost allocation impacts to this program area in the 2023-25 Legislatively Adopted Budget include:

POP 081 – June 2022 Emergency Board

POP 101 – Ready, Resilient Operations: IT

POP 103 – Capacity & Resilience: Government Services

Details relating to these POPs can be found in the Administrative Services section of this budget document, and in this State and Local Government Financial Services section for POP 103 immediately prior to this section.



# State and Local Government Financial Services

## ESSENTIAL AND POLICY PACKAGE FISCAL IMPACT SUMMARY

Treasury, Oregon State

Cross Reference Name: State and Local Government Financial Services

Pkg: 010 - Vacancy Factor and Non-ORPICS Personal Services

Cross Reference Number: 17000-010-00-00-00000

Description	General Fund	Lottery Funds	Other Funds	Federal Funds	Nonlimited Other Funds	Nonlimited Federal Funds	All Funds
<b>Personal Services</b>							
Temporary Appointments	-	-	651	-	-	-	651
Overtime Payments	-	-	485	-	-	-	485
All Other Differential	-	-	3,417	-	-	-	3,417
Public Employees' Retire Cont	-	-	699	-	-	-	699
Pension Obligation Bond	-	-	(22,675)	-	-	-	(22,675)
Social Security Taxes	-	-	348	-	-	-	348
Unemployment Assessments	-	-	453	-	-	-	453
Paid Family Medical Leave Insurance	-	-	16	-	-	-	16
Mass Transit Tax	-	-	4,640	-	-	-	4,640
Vacancy Savings	-	-	(1,442)	-	-	-	(1,442)
<b>Total Personal Services</b>	-	-	<b>(\$13,408)</b>	-	-	-	<b>(\$13,408)</b>
<b>Services &amp; Supplies</b>							
Expendable Prop 250 - 5000	-	-	-	-	-	-	-
IT Expendable Property	-	-	-	-	-	-	-
<b>Total Services &amp; Supplies</b>	-	-	-	-	-	-	-
<b>Total Expenditures</b>							
Total Expenditures	-	-	(13,408)	-	-	-	(13,408)
<b>Total Expenditures</b>	-	-	<b>(\$13,408)</b>	-	-	-	<b>(\$13,408)</b>

\_\_\_\_ Agency Request  
2023-25 Biennium

\_\_\_\_ Governor's Budget  
Page \_\_\_\_\_

\_\_\_\_ Legislatively Adopted  
Essential and Policy Package Fiscal Impact Summary - BPR013



# State and Local Government Financial Services

## ESSENTIAL AND POLICY PACKAGE FISCAL IMPACT SUMMARY

Treasury, Oregon State

Cross Reference Name: State and Local Government Financial Services

Pkg: 010 - Vacancy Factor and Non-ORPICS Personal Services

Cross Reference Number: 17000-010-00-00-00000

Description	General Fund	Lottery Funds	Other Funds	Federal Funds	Nonlimited Other Funds	Nonlimited Federal Funds	All Funds
Ending Balance							
Ending Balance	-	-	13,408	-	-	-	13,408
Total Ending Balance	-	-	\$13,408	-	-	-	\$13,408

\_\_\_\_ Agency Request  
2023-25 Biennium

\_\_\_\_ Governor's Budget  
Page \_\_\_\_\_

\_\_\_\_ Legislatively Adopted  
Essential and Policy Package Fiscal Impact Summary - BPR013



# State and Local Government Financial Services

## ESSENTIAL AND POLICY PACKAGE FISCAL IMPACT SUMMARY

Treasury, Oregon State  
Pkg: 021 - Phase-in

Cross Reference Name: State and Local Government Financial Services  
Cross Reference Number: 17000-010-00-00-00000

Description	General Fund	Lottery Funds	Other Funds	Federal Funds	Nonlimited Other Funds	Nonlimited Federal Funds	All Funds
<b>Services &amp; Supplies</b>							
Facilities Rental and Taxes	-	-	137,950	-	-	-	137,950
<b>Total Services &amp; Supplies</b>	-	-	<b>\$137,950</b>	-	-	-	<b>\$137,950</b>
<b>Total Expenditures</b>							
Total Expenditures	-	-	137,950	-	-	-	137,950
<b>Total Expenditures</b>	-	-	<b>\$137,950</b>	-	-	-	<b>\$137,950</b>
<b>Ending Balance</b>							
Ending Balance	-	-	(137,950)	-	-	-	(137,950)
<b>Total Ending Balance</b>	-	-	<b>(\$137,950)</b>	-	-	-	<b>(\$137,950)</b>

\_\_\_\_ Agency Request  
2023-25 Biennium

\_\_\_\_ Governor's Budget  
Page \_\_\_\_\_

\_\_\_\_ Legislatively Adopted  
Essential and Policy Package Fiscal Impact Summary - BPR013



# State and Local Government Financial Services

## ESSENTIAL AND POLICY PACKAGE FISCAL IMPACT SUMMARY

Treasury, Oregon State

Cross Reference Name: State and Local Government Financial Services

Pkg: 022 - Phase-out Pgm & One-time Costs

Cross Reference Number: 17000-010-00-00-00000

Description	General Fund	Lottery Funds	Other Funds	Federal Funds	Nonlimited Other Funds	Nonlimited Federal Funds	All Funds
<b>Services &amp; Supplies</b>							
Instate Travel	-	-	(1,564)	-	-	-	(1,564)
Out of State Travel	-	-	(4,798)	-	-	-	(4,798)
Employee Training	-	-	(7,135)	-	-	-	(7,135)
Office Expenses	-	-	(6,258)	-	-	-	(6,258)
Telecommunications	-	-	(7,302)	-	-	-	(7,302)
Data Processing	-	-	(2,020)	-	-	-	(2,020)
Publicity and Publications	-	-	(1,142)	-	-	-	(1,142)
Professional Services	-	-	(1,000,000)	-	-	-	(1,000,000)
Employee Recruitment and Develop	-	-	(1,044)	-	-	-	(1,044)
Dues and Subscriptions	-	-	(1,142)	-	-	-	(1,142)
Facilities Rental and Taxes	-	-	(39,670)	-	-	-	(39,670)
Other Services and Supplies	-	-	(1,122)	-	-	-	(1,122)
Expendable Prop 250 - 5000	-	-	(20,985)	-	-	-	(20,985)
IT Expendable Property	-	-	(19,960)	-	-	-	(19,960)
<b>Total Services &amp; Supplies</b>	-	-	<b>(\$1,114,142)</b>	-	-	-	<b>(\$1,114,142)</b>
<b>Total Expenditures</b>							
Total Expenditures	-	-	(1,114,142)	-	-	-	(1,114,142)
<b>Total Expenditures</b>	-	-	<b>(\$1,114,142)</b>	-	-	-	<b>(\$1,114,142)</b>
<b>Ending Balance</b>							
Ending Balance	-	-	1,114,142	-	-	-	1,114,142
<b>Total Ending Balance</b>	-	-	<b>\$1,114,142</b>	-	-	-	<b>\$1,114,142</b>

\_\_\_\_ Agency Request  
2023-25 Biennium

\_\_\_\_ Governor's Budget  
Page \_\_\_\_\_

\_\_\_\_ Legislatively Adopted  
Essential and Policy Package Fiscal Impact Summary - BPR013





# State and Local Government Financial Services

## ESSENTIAL AND POLICY PACKAGE FISCAL IMPACT SUMMARY

Treasury, Oregon State  
Pkg: 031 - Standard Inflation

Cross Reference Name: State and Local Government Financial Services  
Cross Reference Number: 17000-010-00-00-00000

Description	General Fund	Lottery Funds	Other Funds	Federal Funds	Nonlimited Other Funds	Nonlimited Federal Funds	All Funds
<b>Services &amp; Supplies</b>							
Instate Travel	-	-	207	-	-	-	207
Out of State Travel	-	-	671	-	-	-	671
Employee Training	-	-	3,877	-	-	-	3,877
Office Expenses	-	-	2,044	-	-	-	2,044
Telecommunications	-	-	1,125	-	-	-	1,125
Data Processing	-	-	2,045	-	-	-	2,045
Publicity and Publications	-	-	405	-	-	-	405
Professional Services	-	-	302,449	-	-	-	302,449
IT Professional Services	-	-	25,382	-	-	-	25,382
Attorney General	-	-	23,396	-	-	-	23,396
Employee Recruitment and Develop	-	-	1,046	-	-	-	1,046
Dues and Subscriptions	-	-	4,048	-	-	-	4,048
Facilities Rental and Taxes	-	-	148,353	-	-	-	148,353
Agency Program Related S and S	-	-	219,461	-	-	-	219,461
Other Services and Supplies	-	-	692	-	-	-	692
Expendable Prop 250 - 5000	-	-	218	-	-	-	218
IT Expendable Property	-	-	152	-	-	-	152
<b>Total Services &amp; Supplies</b>	-	-	<b>\$735,571</b>	-	-	-	<b>\$735,571</b>
<b>Total Expenditures</b>							
Total Expenditures	-	-	735,571	-	-	-	735,571
<b>Total Expenditures</b>	-	-	<b>\$735,571</b>	-	-	-	<b>\$735,571</b>

\_\_\_\_ Agency Request  
2023-25 Biennium

\_\_\_\_ Governor's Budget  
Page \_\_\_\_\_

\_\_\_\_ Legislatively Adopted  
Essential and Policy Package Fiscal Impact Summary - BPR013



# State and Local Government Financial Services

## ESSENTIAL AND POLICY PACKAGE FISCAL IMPACT SUMMARY

Treasury, Oregon State  
Pkg: 031 - Standard Inflation

Cross Reference Name: State and Local Government Financial Services  
Cross Reference Number: 17000-010-00-00-00000

Description	General Fund	Lottery Funds	Other Funds	Federal Funds	Nonlimited Other Funds	Nonlimited Federal Funds	All Funds
Ending Balance							
Ending Balance	-	-	(735,571)	-	-	-	(735,571)
Total Ending Balance	-	-	(\$735,571)	-	-	-	(\$735,571)

\_\_\_\_ Agency Request  
2023-25 Biennium

\_\_\_\_ Governor's Budget  
Page \_\_\_\_\_

\_\_\_\_ Legislatively Adopted  
Essential and Policy Package Fiscal Impact Summary - BPR013



# State and Local Government Financial Services

## ESSENTIAL AND POLICY PACKAGE FISCAL IMPACT SUMMARY

Treasury, Oregon State  
Pkg: 060 - Technical Adjustments

Cross Reference Name: State and Local Government Financial Services  
Cross Reference Number: 17000-010-00-00-00000

Description	General Fund	Lottery Funds	Other Funds	Federal Funds	Nonlimited Other Funds	Nonlimited Federal Funds	All Funds
<b>Services &amp; Supplies</b>							
Facilities Rental and Taxes	-	-	(47,700)	-	-	-	(47,700)
<b>Total Services &amp; Supplies</b>	-	-	<b>(\$47,700)</b>	-	-	-	<b>(\$47,700)</b>
<b>Total Expenditures</b>							
Total Expenditures	-	-	(47,700)	-	-	-	(47,700)
<b>Total Expenditures</b>	-	-	<b>(\$47,700)</b>	-	-	-	<b>(\$47,700)</b>
<b>Ending Balance</b>							
Ending Balance	-	-	47,700	-	-	-	47,700
<b>Total Ending Balance</b>	-	-	<b>\$47,700</b>	-	-	-	<b>\$47,700</b>

\_\_\_\_ Agency Request  
2023-25 Biennium

\_\_\_\_ Governor's Budget  
Page \_\_\_\_\_

\_\_\_\_ Legislatively Adopted  
Essential and Policy Package Fiscal Impact Summary - BPR013



# State and Local Government Financial Services

## ESSENTIAL AND POLICY PACKAGE FISCAL IMPACT SUMMARY

Treasury, Oregon State  
Pkg: 081 - June 2022 Emergency Board

Cross Reference Name: State and Local Government Financial Serv  
Cross Reference Number: 17000-010-00-00-00

Description	General Fund	Lottery Funds	Other Funds	Federal Funds	Nonlimited Other Funds	Nonlimited Federal Funds	All Funds
<b>Revenues</b>							
Charges for Services	-	-	4,336	-	-	-	4,336
<b>Total Revenues</b>	-	-	<b>\$4,336</b>	-	-	-	<b>\$4,336</b>
<b>Transfers Out</b>							
Transfer Out - Intrafund	-	-	(14,270)	-	-	-	(14,270)
<b>Total Transfers Out</b>	-	-	<b>(\$14,270)</b>	-	-	-	<b>(\$14,270)</b>
<b>Ending Balance</b>							
Ending Balance	-	-	(9,934)	-	-	-	(9,934)
<b>Total Ending Balance</b>	-	-	<b>(\$9,934)</b>	-	-	-	<b>(\$9,934)</b>



# State and Local Government Financial Services

## ESSENTIAL AND POLICY PACKAGE FISCAL IMPACT SUMMARY

Treasury, Oregon State  
Pkg: 092 - Statewide AG Adjustment

Cross Reference Name: State and Local Government Financial Services  
Cross Reference Number: 17000-010-00-00-00000

Description	General Fund	Lottery Funds	Other Funds	Federal Funds	Nonlimited Other Funds	Nonlimited Federal Funds	All Funds
<b>Services &amp; Supplies</b>							
Attorney General	-	-	-	-	-	-	-
<b>Total Services &amp; Supplies</b>	-	-	-	-	-	-	-
<b>Total Expenditures</b>							
Total Expenditures	-	-	-	-	-	-	-
<b>Total Expenditures</b>	-	-	-	-	-	-	-
<b>Ending Balance</b>							
Ending Balance	-	-	-	-	-	-	-
<b>Total Ending Balance</b>	-	-	-	-	-	-	-

\_\_\_\_ Agency Request  
2023-25 Biennium

\_\_\_\_ Governor's Budget  
Page \_\_\_\_\_

\_\_\_\_ Legislatively Adopted  
Essential and Policy Package Fiscal Impact Summary - BPR013



# State and Local Government Financial Services

## ESSENTIAL AND POLICY PACKAGE FISCAL IMPACT SUMMARY

Treasury, Oregon State

Cross Reference Name: State and Local Government Financial Services

Pkg: 101 - Ready, Resilient Operations: IT

Cross Reference Number: 17000-010-00-00-00000

Description	General Fund	Lottery Funds	Other Funds	Federal Funds	Nonlimited Other Funds	Nonlimited Federal Funds	All Funds
<b>Revenues</b>							
Charges for Services	-	-	33,182	-	-	-	33,182
<b>Total Revenues</b>	-	-	<b>\$33,182</b>	-	-	-	<b>\$33,182</b>
<b>Transfers Out</b>							
Transfer Out - Intrafund	-	-	(37,599)	-	-	-	(37,599)
<b>Total Transfers Out</b>	-	-	<b>(\$37,599)</b>	-	-	-	<b>(\$37,599)</b>
<b>Ending Balance</b>							
Ending Balance	-	-	(4,417)	-	-	-	(4,417)
<b>Total Ending Balance</b>	-	-	<b>(\$4,417)</b>	-	-	-	<b>(\$4,417)</b>

\_\_\_\_ Agency Request  
2023-25 Biennium

\_\_\_\_ Governor's Budget  
Page \_\_\_\_\_

\_\_\_\_ Legislatively Adopted  
Essential and Policy Package Fiscal Impact Summary - BPR013



# State and Local Government Financial Services

## ESSENTIAL AND POLICY PACKAGE FISCAL IMPACT SUMMARY

Treasury, Oregon State

Cross Reference Name: State and Local Government Financial Services

Pkg: 103 - Capacity & Resilience: Government Services

Cross Reference Number: 17000-010-00-00-00000

Description	General Fund	Lottery Funds	Other Funds	Federal Funds	Nonlimited Other Funds	Nonlimited Federal Funds	All Funds
<b>Revenues</b>							
Charges for Services	-	-	263,061	-	-	-	263,061
<b>Total Revenues</b>	-	-	<b>\$263,061</b>	-	-	-	<b>\$263,061</b>
<b>Transfers Out</b>							
Transfer Out - Intrafund	-	-	(12,633)	-	-	-	(12,633)
<b>Total Transfers Out</b>	-	-	<b>(\$12,633)</b>	-	-	-	<b>(\$12,633)</b>
<b>Personal Services</b>							
Class/Unclass Sal. and Per Diem	-	-	546,516	-	-	-	546,516
Empl. Rel. Bd. Assessments	-	-	194	-	-	-	194
Public Employees' Retire Cont	-	-	97,935	-	-	-	97,935
Social Security Taxes	-	-	41,809	-	-	-	41,809
Paid Family Medical Leave Insurance	-	-	2,185	-	-	-	2,185
Worker's Comp. Assess. (WCD)	-	-	170	-	-	-	170
Flexible Benefits	-	-	146,850	-	-	-	146,850
<b>Total Personal Services</b>	-	-	<b>\$835,659</b>	-	-	-	<b>\$835,659</b>
<b>Services &amp; Supplies</b>							
Instate Travel	-	-	3,260	-	-	-	3,260
Out of State Travel	-	-	10,000	-	-	-	10,000
Employee Training	-	-	16,397	-	-	-	16,397
Office Expenses	-	-	13,040	-	-	-	13,040
Telecommunications	-	-	15,216	-	-	-	15,216
Data Processing	-	-	4,208	-	-	-	4,208

\_\_\_\_ Agency Request  
2023-25 Biennium

\_\_\_\_ Governor's Budget  
Page \_\_\_\_\_

\_\_\_\_ Legislatively Adopted  
Essential and Policy Package Fiscal Impact Summary - BPR013



# State and Local Government Financial Services

## ESSENTIAL AND POLICY PACKAGE FISCAL IMPACT SUMMARY

Treasury, Oregon State

Cross Reference Name: State and Local Government Financial Services

Pkg: 103 - Capacity & Resilience: Government Services

Cross Reference Number: 17000-010-00-00-00000

Description	General Fund	Lottery Funds	Other Funds	Federal Funds	Nonlimited Other Funds	Nonlimited Federal Funds	All Funds
<b>Services &amp; Supplies</b>							
Publicity and Publications	-	-	2,380	-	-	-	2,380
Employee Recruitment and Develop	-	-	2,176	-	-	-	2,176
Dues and Subscriptions	-	-	2,380	-	-	-	2,380
Facilities Rental and Taxes	-	-	148,400	-	-	-	148,400
Other Services and Supplies	-	-	2,340	-	-	-	2,340
Expendable Prop 250 - 5000	-	-	17,492	-	-	-	17,492
IT Expendable Property	-	-	16,640	-	-	-	16,640
<b>Total Services &amp; Supplies</b>	-	-	<b>\$253,929</b>	-	-	-	<b>\$253,929</b>
<b>Total Expenditures</b>							
Total Expenditures	-	-	1,089,588	-	-	-	1,089,588
<b>Total Expenditures</b>	-	-	<b>\$1,089,588</b>	-	-	-	<b>\$1,089,588</b>
<b>Ending Balance</b>							
Ending Balance	-	-	(839,160)	-	-	-	(839,160)
<b>Total Ending Balance</b>	-	-	<b>(\$839,160)</b>	-	-	-	<b>(\$839,160)</b>
<b>Total Positions</b>							
Total Positions							4
<b>Total Positions</b>	-	-	-	-	-	-	<b>4</b>

\_\_\_\_ Agency Request  
2023-25 Biennium

\_\_\_\_ Governor's Budget  
Page \_\_\_\_\_

\_\_\_\_ Legislatively Adopted  
Essential and Policy Package Fiscal Impact Summary - BPR013





# State and Local Government Financial Services

## ESSENTIAL AND POLICY PACKAGE FISCAL IMPACT SUMMARY

Treasury, Oregon State

Cross Reference Name: State and Local Government Financial Services

Pkg: 103 - Capacity & Resilience: Government Services

Cross Reference Number: 17000-010-00-00-00000

Description	General Fund	Lottery Funds	Other Funds	Federal Funds	Nonlimited Other Funds	Nonlimited Federal Funds	All Funds
Total FTE							
Total FTE							3.68
Total FTE	-	-	-	-	-	-	3.68

\_\_\_\_ Agency Request  
2023-25 Biennium

\_\_\_\_ Governor's Budget  
Page \_\_\_\_\_

\_\_\_\_ Legislatively Adopted  
Essential and Policy Package Fiscal Impact Summary - BPR013



# State and Local Government Financial Services

## ESSENTIAL AND POLICY PACKAGE FISCAL IMPACT SUMMARY

Treasury, Oregon State  
Pkg: 810 - Statewide Adjustments

Cross Reference Name: State and Local Government Financial Services  
Cross Reference Number: 17000-010-00-00-00000

Description	General Fund	Lottery Funds	Other Funds	Federal Funds	Nonlimited Other Funds	Nonlimited Federal Funds	All Funds
<b>Services &amp; Supplies</b>							
Attorney General	-	-	(6,773)	-	-	-	(6,773)
<b>Total Services &amp; Supplies</b>	-	-	<b>(\$6,773)</b>	-	-	-	<b>(\$6,773)</b>
<b>Total Expenditures</b>							
Total Expenditures	-	-	(6,773)	-	-	-	(6,773)
<b>Total Expenditures</b>	-	-	<b>(\$6,773)</b>	-	-	-	<b>(\$6,773)</b>
<b>Ending Balance</b>							
Ending Balance	-	-	6,773	-	-	-	6,773
<b>Total Ending Balance</b>	-	-	<b>\$6,773</b>	-	-	-	<b>\$6,773</b>

\_\_\_\_ Agency Request  
2023-25 Biennium

\_\_\_\_ Governor's Budget  
Page \_\_\_\_\_

\_\_\_\_ Legislatively Adopted  
Essential and Policy Package Fiscal Impact Summary - BPR013



# State and Local Government Financial Services

## ESSENTIAL AND POLICY PACKAGE FISCAL IMPACT SUMMARY

Treasury, Oregon State  
Pkg: 813 - Policy Bills

Cross Reference Name: State and Local Government Financial Services  
Cross Reference Number: 17000-010-00-00-00000

Description	General Fund	Lottery Funds	Other Funds	Federal Funds	Nonlimited Other Funds	Nonlimited Federal Funds	All Funds
<b>Revenues</b>							
Charges for Services	-	-	2,816	-	-	-	2,816
<b>Total Revenues</b>	-	-	<b>\$2,816</b>	-	-	-	<b>\$2,816</b>
<b>Transfers Out</b>							
Transfer Out - Intrafund	-	-	(2,816)	-	-	-	(2,816)
<b>Total Transfers Out</b>	-	-	<b>(\$2,816)</b>	-	-	-	<b>(\$2,816)</b>
<b>Personal Services</b>							
Class/Unclass Sal. and Per Diem	-	-	139,944	-	-	-	139,944
Empl. Rel. Bd. Assessments	-	-	46	-	-	-	46
Public Employees' Retire Cont	-	-	25,078	-	-	-	25,078
Social Security Taxes	-	-	10,706	-	-	-	10,706
Paid Family Medical Leave Insurance	-	-	560	-	-	-	560
Worker's Comp. Assess. (WCD)	-	-	40	-	-	-	40
Flexible Benefits	-	-	34,650	-	-	-	34,650
Reconciliation Adjustment	-	-	1,120	-	-	-	1,120
<b>Total Personal Services</b>	-	-	<b>\$212,144</b>	-	-	-	<b>\$212,144</b>
<b>Total Expenditures</b>							
Total Expenditures	-	-	212,144	-	-	-	212,144
<b>Total Expenditures</b>	-	-	<b>\$212,144</b>	-	-	-	<b>\$212,144</b>

\_\_\_\_ Agency Request  
2023-25 Biennium

\_\_\_\_ Governor's Budget  
Page \_\_\_\_\_

\_\_\_\_ Legislatively Adopted  
Essential and Policy Package Fiscal Impact Summary - BPR013



# State and Local Government Financial Services

## ESSENTIAL AND POLICY PACKAGE FISCAL IMPACT SUMMARY

Treasury, Oregon State  
Pkg: 813 - Policy Bills

Cross Reference Name: State and Local Government Financial Services  
Cross Reference Number: 17000-010-00-00-00000

Description	General Fund	Lottery Funds	Other Funds	Federal Funds	Nonlimited Other Funds	Nonlimited Federal Funds	All Funds
<b>Ending Balance</b>							
Ending Balance	-	-	(212,144)	-	-	-	(212,144)
<b>Total Ending Balance</b>	-	-	<b>(\$212,144)</b>	-	-	-	<b>(\$212,144)</b>
<b>Total Positions</b>							
Total Positions							1
<b>Total Positions</b>	-	-	-	-	-	-	<b>1</b>
<b>Total FTE</b>							
Total FTE							0.88
<b>Total FTE</b>	-	-	-	-	-	-	<b>0.88</b>

\_\_\_\_ Agency Request  
2023-25 Biennium

\_\_\_\_ Governor's Budget  
Page \_\_\_\_\_

\_\_\_\_ Legislatively Adopted  
Essential and Policy Package Fiscal Impact Summary - BPR013



## Detail of Lottery Funds, Other Funds, and Federal Funds Revenue

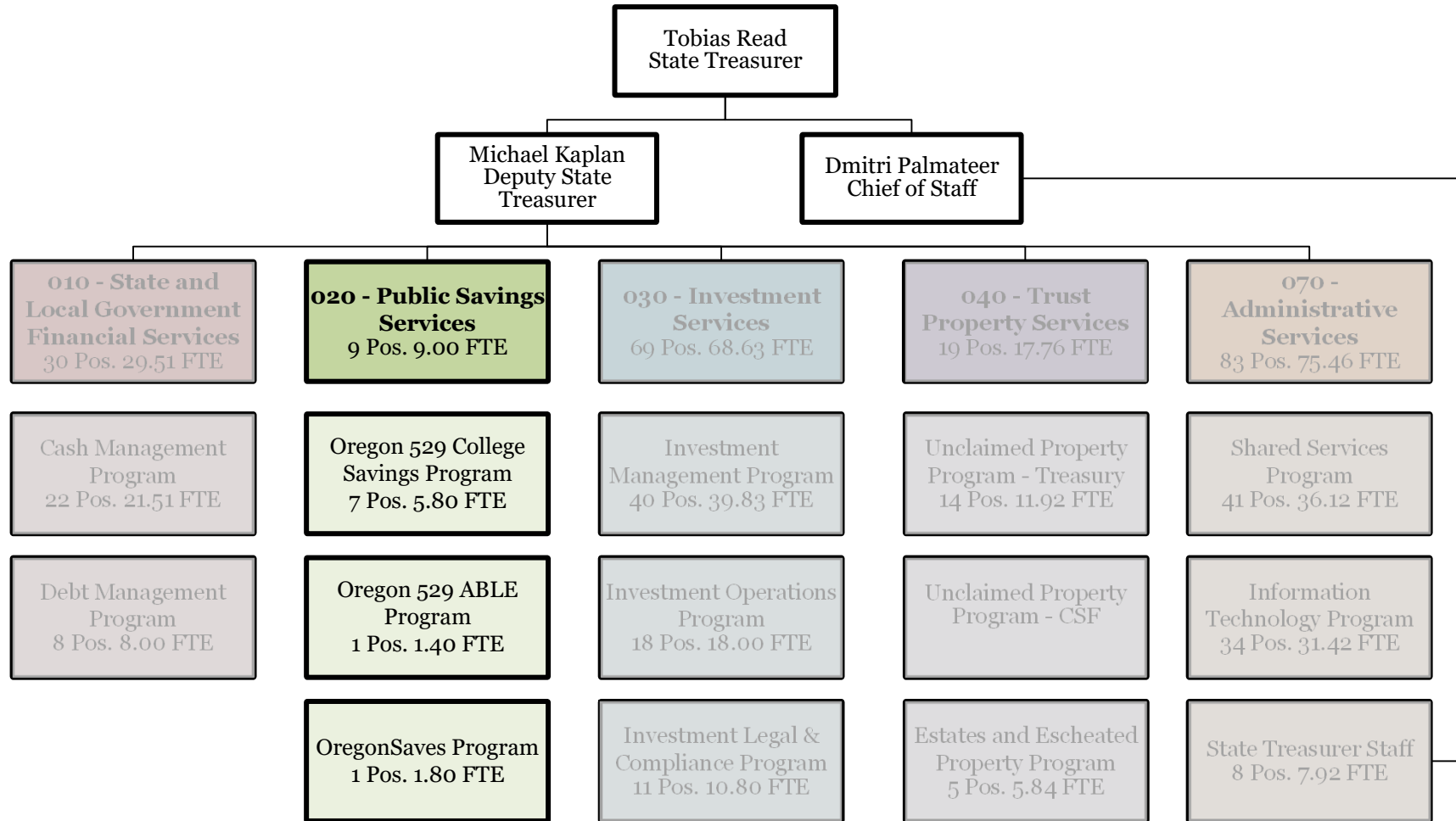
[illegible]

# Public Savings Services



# Public Savings Services

## Oregon Treasury 2021-23 Organization Chart

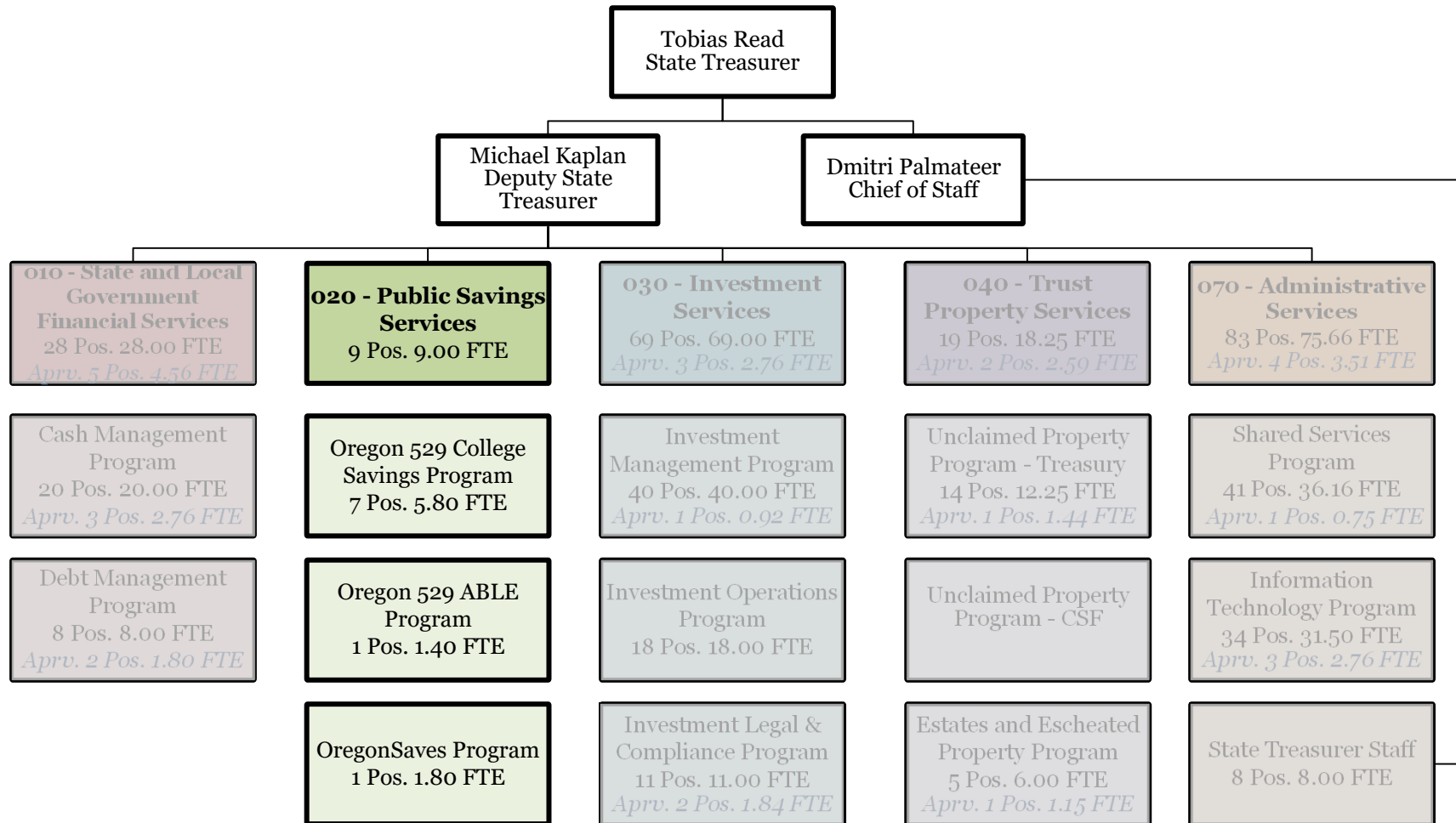


Current (Legislatively Approved): 210 Pos. 200.36 FTE



# Public Savings Services

## Oregon Treasury 2023-25 Organization Chart



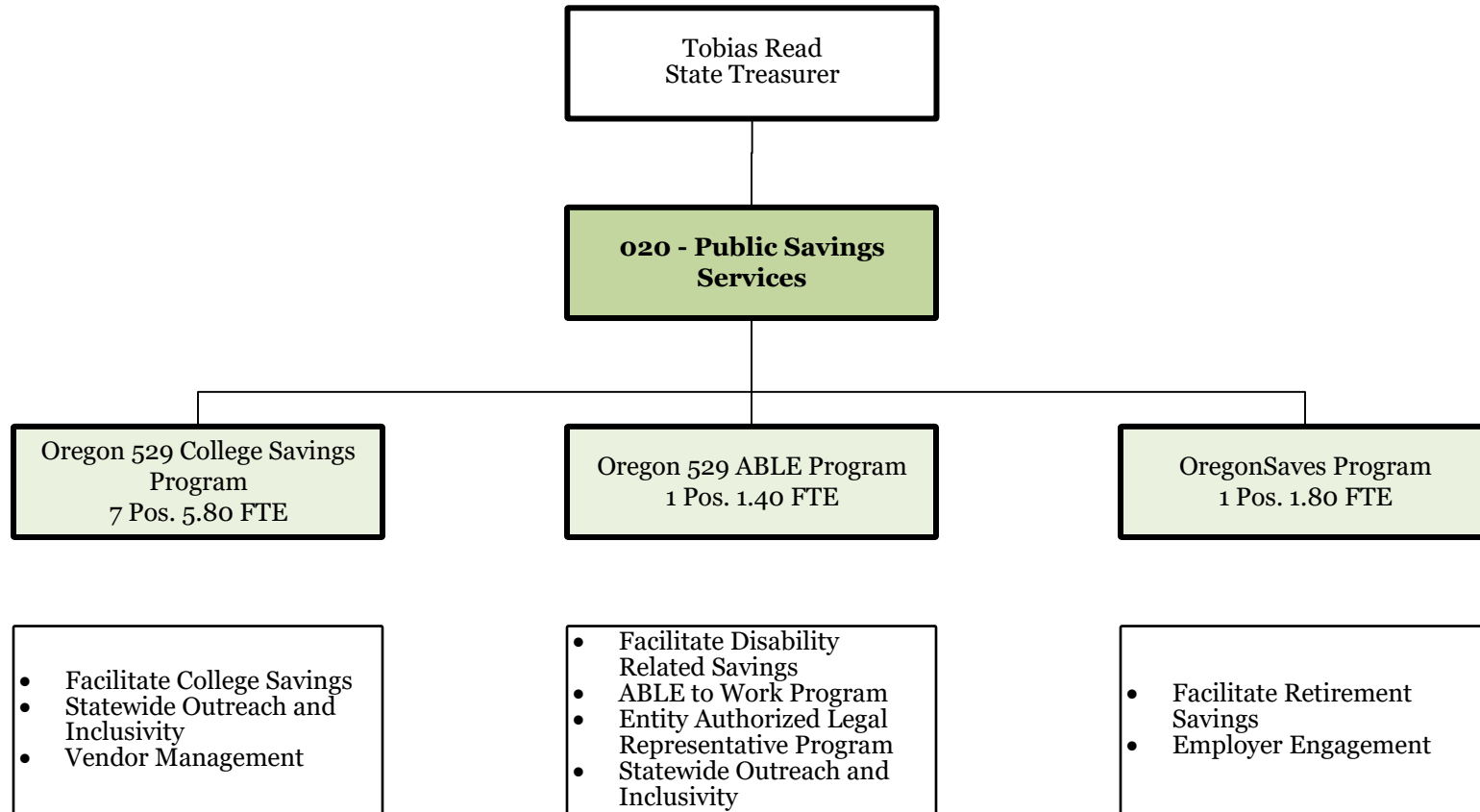
Current (CSL): 208 Pos. 199.91 FTE  
*Approved: +14 Pos. 13.42 FTE*





# Public Savings Services

## Public Savings Services 2023-25 Organization Chart



Current (CSL): 9 Pos. 9.00 FTE  
*Approved: no change from CSL*



# Public Savings Services

## Public Savings Services Executive Summary

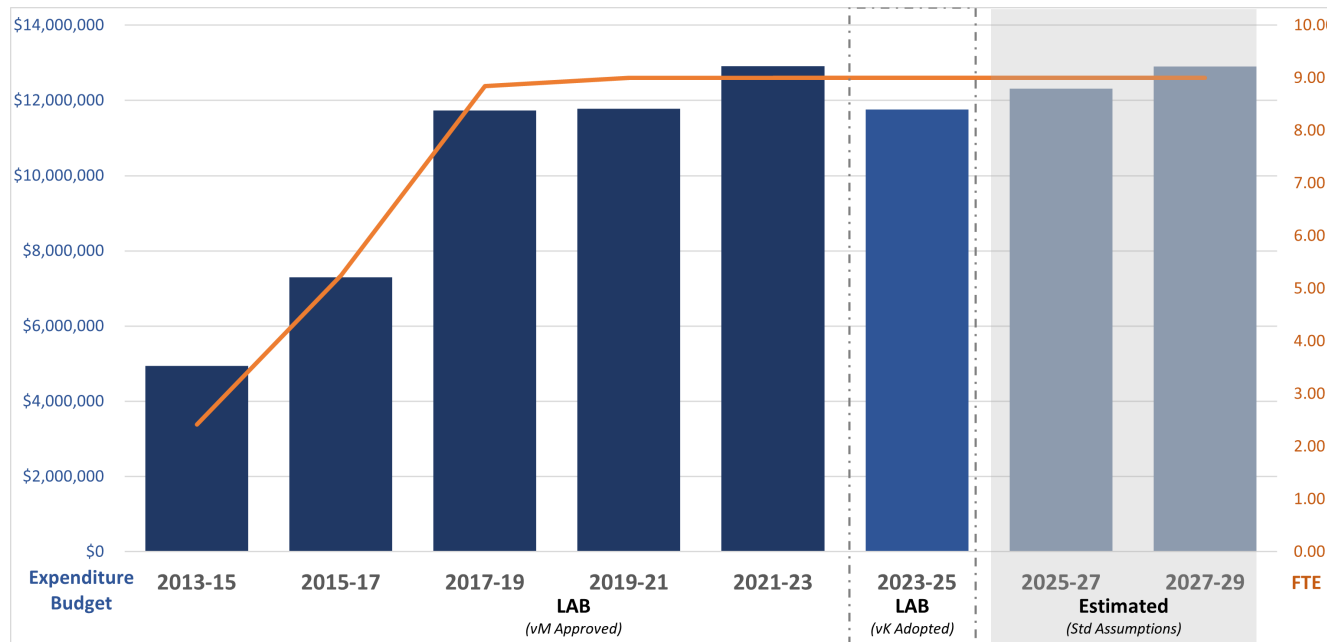
**Primary Program Contact-** Michael Kaplan, Deputy State Treasurer, 503-378-4000

**Treasury Vision-** Leading the way for Oregonians to achieve long term financial security.

**Program Overview-** The Oregon Treasury Savings Network offers a suite of simple, cost-effective and tax-advantaged savings programs dedicated to helping Oregonians save for education, retirement and disability related expenses. Oregon Treasury Savings Network contains the following programs:

- Oregon 529 College Savings Program
- Oregon 529 ABLE Program
- OregonSaves Program

### Total Funds Over Time





# Public Savings Services

## Program Funding Request

	Other Funds-L	Positions	FTE
2021-23 LAB	12,913,264	9	9.00
2023-25 LAB	11,756,222	9	9.00
Difference	(1,157,042)	-	-
Percent Change	-9.0%	0.0%	0.0%

The program has a Legislatively Adopted Budget of \$11,756,222. Other Funds revenue is based on administrative fees charged on assets under management. Long-term budget growth estimates through 2027-29 are included in the chart above. Those growth estimates assume standard 6.0 percent inflation for personal services and 4.2 percent for services & supplies. The base budget projections do not include future (2025-29) package requests.

## Program Unit Description

The Oregon Treasury Savings Network offers a suite of programs to help Oregonians save for education, retirement and disability related expenses. The Network includes the Oregon College Savings Plan, the MFS 529 Savings Plan, the Oregon ABLE Savings Plan, and the OregonSaves retirement program. These savings programs offer simple, straightforward tools that provide state and federal tax advantages, flexibility, and accessibility, empowering Oregonians to save for the future. All programs in the Network are administered by the Oregon State Treasury and are overseen by either the Oregon 529 Savings Board or the Oregon Retirement Savings Board. All programs offered by the Network are self-supporting. The programs receive their operating revenue from fees paid by the programs' participants. Combined, the Network's programs serve hundreds of thousands of Oregonians in every county across the state.

### College Savings

Oregon's college savings program is a state-sponsored savings program that comes with special tax advantages and can be opened by just about anyone—parents, family, friends, even future students. The money saved in the program grows tax-free and can be used for qualified expenses at any accredited, post-secondary institution, trade school or registered apprenticeship. The program offers a variety of community outreach programs to share information statewide—Baby Grad, Kinder Grad, and Be College Ready—that are aimed at encouraging families to start saving for college early in a child's life. This program has been serving Oregonians since January 2001 and has approximately \$4 billion in assets and more than 220,000 accounts, as of June 30, 2022.



# Public Savings Services

## ABLE Savings

The Oregon ABLE Savings Plan allows people with disabilities and their families to save money without being disqualified from their state and federal benefits. Critically, money saved in an ABLE account does not count against the asset limit for benefits like SSI, Medicaid, SNAP and Section 8—limits that have forced people who experience a disability to stay in poverty or risk losing these supports and services that they need to survive. ABLE savings can be used for anything that helps improve the health, independence, and quality of life of the person with a disability. This program began in late 2016 and has \$53 million in assets and over 5,400 accounts, as of June 30, 2022.

## OregonSaves

OregonSaves is a new, simple way for Oregonians to save for retirement at work. Employees without access to an employer-sponsored retirement plan are auto-enrolled in OregonSaves and contribute part of their paycheck to their own personal IRAs that stay with them throughout their careers. The program also benefits employers who do not offer a qualified retirement plan by helping them compete with businesses that are able to offer retirement benefits. OregonSaves began in 2017 and has \$146 million in assets and 115,000 funded retirement accounts, as of June 30, 2022.

## **Program Performance**

Public Savings Services currently has two Key Performance Measures. The first is the percentage of beneficiaries compared to the national average. The second is a qualitative evaluation of the best practices of the two oversight boards.

## **Enabling Legislation**

The Treasury programs included in the Treasury Services program unit derive from several constitutional and statutory directives as referenced in the Agency Wide Summary.

## **Revenue Streams**

All Public Savings Services programs are structured to be self-supporting. Participants are charged fees to cover operating costs of the programs. Details on program revenue structures are contained in more detail in the Revenues section.



## Oregon 529 College Savings Program Unit Narrative

### Expenditures by fund type, positions, and full-time equivalents

	Other Funds-L	Positions	FTE
2021-23 LAB	6,544,528	7	5.80
2023-25 LAB	7,994,364	7	5.80
Difference	1,449,836	-	-
Percent Change	22.2%	0.0%	0.0%

The Legislatively Adopted Budget of \$7,994,364 million Other Funds-Limited continues funding for the Oregon 529 College Savings Program at the current service level for 2023-25.

### Activities, programs, and issues in the program unit base budget

#### Facilitate college savings

The Oregon State Treasury, through its Savings Network, is responsible for the management, oversight, and distribution of the state's 529 college savings program. The program is overseen by a five-member, independent board, which meets at least quarterly to review investment performance, program data, citizen engagement activities, and progress towards the board's strategic goals. The board ensures that staff, independent contracted consultants and private sector program managers adhere to state and federal laws, state administrative rules, IRS code and any other applicable state and federal rules and regulations.

The college savings program must follow Section 529 of the Internal Revenue Code and any applicable rules set out by the Municipal Securities Rulemaking Board. By adhering to Section 529 of the IRC, the state's college savings program takes advantage of the federal tax-free growth provision, which was passed by Congress more than a decade ago. In addition, the State of Oregon offers a state tax credit on contributions each year, as well as tax-free growth.

Money saved in the college savings program can be used at any institution that participates in the federal financial aid program, which includes the vast majority of schools (public, private, 4-year, 2-year, graduate school, qualified training programs, trade schools, vocational technical training, and many others), and can be used for a variety of expenses, including tuition and fees, room and board, books, supplies, and computers and other technology needs. Oregon's college savings program consists of two savings plans: the Oregon College Savings Plan, which is direct to consumer; and the MFS 529 Savings Plan, which is offered exclusively through registered financial advisors. While the two plans operate independently, they are governed by the same state and federal laws, rules and regulations.



# Public Savings Services

## Maintain statewide outreach and inclusivity

The Oregon 529 Savings Board has a mandate to ensure college savings opportunities are continually available and easily accessible to all Oregonians, regardless of geography, economic situation, culture, race, ethnicity, or language. To that end, staff, with the help from an Oregon-based creative firm, has created and is constantly enhancing a comprehensive outreach and engagement strategy to reach as many Oregonians as possible, as often as possible.

This strategy ranges from broad digital education and awareness campaigns to more focused campaigns aimed at parents of newborns and kindergarteners. Staff is also continuously searching for like-minded partners to build specific campaigns. For example, staff partners with nonprofit organizations, hospitals, head start programs, schools, parent groups, associations, cities, counties, state agencies, foundations and others as a way to get more of a personal connection to Oregonians and inform them about the benefits of college savings.

## Effective vendor management

The college savings program uses the private sector effectively to keep costs down, service levels high and prioritize innovation. Private sector contractors allow the program to keep FTE to a minimum, leverage a variety of skill sets, and maintain flexibility when new skills are needed quickly. The program uses professional firms to build investment portfolios and monitor investment performance. It uses firms to manage its customer service center, which helps program participants every day with a variety of needs. It uses the private sector to manage online functionality and data storage and security. Employing top-level technology firms that deploy significant resources to manage and store data gives the staff the confidence that is necessary when safeguarding participant information.

Staff uses professional creative firms right here in Oregon to ensure the board's goals on outreach and inclusivity are met. In order for the program to innovate and keep current within the industry, technology, communications, hardware, software and human resource commitments must be constantly enhanced. Private sector firms, largely because of size and scale, can do this at a significantly lower cost.

## **Background information**

Oregon's college savings program is a state-sponsored savings program that comes with special tax advantages and can be opened by just about anyone, for the benefit of just about anyone. The money saved in the program grows tax-free and can be used for qualified expenses at any accredited, post-secondary institution, trade school or registered apprenticeship. This program has been serving Oregonians since January 2001, has approximately \$4 billion in assets and more than 220,000 accounts, as of June 30, 2022.

The program offers a number of community outreach initiatives to share information statewide, including the popular Baby Grad and Kinder Grad promotions. These promotions, and many others like them, are aimed at encouraging families to start saving for college



## Public Savings Services

early in a child's life. The Baby Grad program provides a \$25 match for every account opened on behalf of an Oregon baby under the age of 12 months. Kinder Grad does the same for accounts opened for Oregon children between five and six years old. These types of initiatives and promotions help motivate Oregon families to start saving for their child's higher education expenses at an early age.

The college savings program is self-supporting. It receives all operating revenue from participant fees.

### **Proposed new laws that apply to the program unit**

None.



# Public Savings Services

## Oregon 529 ABLÉ Program Unit Narrative

### Expenditures by fund type, positions, and full-time equivalents

	Other Funds-L	Positions	FTE
2021-23 LAB	1,818,968	1	1.40
2023-25 LAB	1,285,725	1	1.40
Difference	(533,243)	-	-
Percent Change	-29.3%	0.0%	0.0%

The Legislatively Adopted Budget of \$1,285,725 million Other Funds-Limited continues funding for the Oregon 529 ABLÉ Program at the current service level for 2023-25 and includes a package reducing expenditure limitation to reflect actual spending levels as the program transitions from the initial start-up phase to ongoing operations.

### Activities, programs, and issues in the program unit base budget

#### Facilitate disability related savings

The Oregon State Treasury, through its Savings Network, is responsible for the management, oversight, and distribution of the state's ABLÉ savings program. ABLÉ stands for Achieving a Better Life Experience and is a relatively new program (passed Congress and signed into law in late 2014) that allows people experiencing a disability and their families to save money without putting their critical federal and state benefits at risk. Prior to the passage and implementation of ABLÉ, people receiving federal disability benefits like SSI or Medicaid, for example, were allowed to have no more than \$2,000 in assets. However, with ABLÉ, that asset amount has increased to \$100,000, which means people experiencing disabilities are no longer forced to live in poverty.

The program is overseen by the same board as the state's college savings program detailed above. Again, the board meets at least quarterly to review investment performance, program data, citizen engagement activities, and progress towards the board's strategic goals. The board ensures that staff, independent contracted consultants and private sector program managers adhere to state and federal laws, state administrative rules, IRS code and any other applicable state and federal rules and regulations. The ABLÉ savings program, same as the college savings program, is governed by Section 529 of the Internal Revenue Code (529A) and any applicable rules set out by the Municipal Securities Rulemaking Board. By adhering to Section 529 of the IRC, the ABLÉ savings program takes advantage of the same federal tax-free growth provision as college savings. The State of Oregon offers the same state tax credit and tax-free growth as college savings.





# Public Savings Services

To be eligible for an ABLE account a person must have a qualifying disability that developed before the age of 26. Any disability that qualifies for SSI, SSDI or blindness is eligible for an ABLE account. Some conditions recognized by the Social Security Administration also qualify based on the level of severity: Down Syndrome, deafness, epilepsy, autism/Asperger Syndrome and many more.

Once eligible, there is a wide range of qualified expenses that cover most costs associated with living with a disability, including living expenses, education, housing, transportation, employment, vacation, job training, career support, assistive technology, personal support services, health, prevention, wellness, financial management, administrative services, legal fees, funeral costs, burial expenses and more. Generally, as long as the expense helps maintain or improve the health, independence, or quality of life of the person living with a disability, it can qualify as an eligible expense.

## ABLE to Work

ABLE to Work is a new feature that allows employed people with disabilities to save more than the \$16,000 annual contribution limit. With the help of its program administrator, Oregon pioneered this enhancement and was the first state to offer it to savers. Oregon's technology, usability and process for ABLE to Work continue to lead the industry and serve as a national model.

If a person with a disability is working, not saving in a retirement account and has an ABLE account, they can save an additional \$12,880 or the total of their wages, whichever is less. That amount is tied to the previous year's federal poverty level and changes annually. The ABLE savings program tracks standard contributions and ABLE to Work contributions separately, ensuring that savers have the opportunity to maximize their savings.

## Entity ALR

Entity ALR (Authorized Legal Representative) is a new process the program instituted in 2020 that allows provider organizations serving people with disabilities to manage ABLE accounts for their clients. As the population ages, more and more people with intellectual and developmental disabilities are outliving their family members and don't have anyone who can manage their ABLE account. Entity ALR makes the program more accessible to more Oregonians. As of August 2022, 33 nonprofits have registered as Entity ALRs, managing 665 accounts and nearly \$3.5 million.

## Maintain statewide outreach and inclusivity

As with college savings, the Oregon 529 Savings Board has a mandate to ensure ABLE savings opportunities are continually available and easily accessible to all Oregonians who qualify, regardless of geography, economic situation, culture, race, ethnicity, or language. Staff has created a comprehensive outreach and engagement strategy to reach as many Oregonians as possible, as often as possible. This strategy ranges from digital education and awareness campaigns to in-person and virtual seminars conducted by a Network staff mem-

ber. Staff is also continuously searching for like-minded partners to build specific campaigns. For example, staff partners with nonprofit organizations, schools, parent groups, associations, cities, counties, state agencies, foundations and others as a way to get more of a personal connection to Oregonians and inform them about the benefits of the ABLE savings program.

## **Background information**

The Oregon ABLE Savings Plan allows people with disabilities and their families to save money without being disqualified from their state and federal benefits. Critically, money saved in an ABLE account does not count against the asset limit for benefits like SSI, Medicaid, SNAP and Section 8—limits that have forced people who experience a disability to stay in poverty or risk losing these supports and services. ABLE savings can be used for anything that helps improve the health, independence, and quality of life of the person with a disability.

The Oregon ABLE Savings Plan began in late 2016 and is currently serving thousands of Oregonians. There are more than 600,000 people in Oregon who experience a disability. Nearly 100,000 of them utilize SSI benefits from SSA. Because a person's disability needed to manifest itself before the age of 26 in order to qualify for ABLE, it is estimated that there are more than 250,000 Oregonians who qualify for an ABLE account. As of June 30, 2022, 5,400 accounts have been opened, totaling \$53 million saved.

The ABLE savings program is designed to be self-supporting once adequate participation rates are achieved. When the ABLE program launched in 2016, the legislature recognized that the program would require external funding to support operations until there were sufficient revenues. Program expenses were supported by the General Fund in both the 2015-17 and 2017-19 biennia and totaled \$1,950,963. The program transitioned to 100% Other Funds in 2019-21. Trends in participant and corresponding fee revenue growth remain under review to determine the potential General Fund loan payback period. However, as the program continues the transition from the initial startup period to ongoing operations, there remains insufficient historical data to generate a reasonable estimate for when the program could begin repayment of outstanding General Fund loans. Treasury will provide updates to the legislature as long-term expenditure and revenue trends become clearer.

## **Proposed new laws that apply to the program unit**

None.



# Public Savings Services

## OregonSaves Program Unit Narrative

### Expenditures by fund type, positions, and full-time equivalent

	Other Funds-L	Positions	FTE
2021-23 LAB	4,549,768	1	1.80
2023-25 LAB	2,476,133	1	1.80
Difference	(2,073,635)	-	-
Percent Change	-45.6%	0.0%	0.0%

The Legislatively Adopted Budget of \$2,476,133 million Other Funds-Limited continues funding for the OregonSaves Program at the current service level for 2023-25 and includes a package reducing expenditure limitation to reflect actual spending levels as the program transitions from the initial start-up phase to ongoing operations.

### Activities, programs, and issues in the program unit base budget

#### Facilitate retirement savings

The Oregon State Treasury, through its Savings Network, is responsible for the management, oversight, and distribution of the state's OregonSaves retirement program. The program is the first-in-the-nation auto IRA for private sector workers. The program is overseen by the Oregon Retirement Savings Board, a seven-member, independent board, which meets at least quarterly to review investment performance, program data, employer and employee engagement activities, and progress towards the board's strategic goals. Private sector employers that do not offer a retirement plan to their employees are required by state mandate to facilitate the program. Employers have no liability or fiduciary duty, and there is no cost to them. Employers simply register with the state, upload their employees into the system and facilitate the transfer of the employees' contributions.

OregonSaves is a portable, self-directed, Roth IRA, where employee participation is completely voluntary. The IRA stays with the employee, even if the employee changes jobs, quits or moves to another state. The program has a 5 percent default savings rate; however, savers can set the rate at any level up to 10 percent of gross wages. Savers can also start and stop contributions at any time. Contract workers, self-employed workers or workers that are not eligible for their employers' retirement plan can also fully participate in OregonSaves.

Beginning in 2017, OregonSaves launched a phased roll-out, comprised of six enrollment waves based on employer size (largest to smallest). The last wave is set to launch in early 2023. When fully launched, OregonSaves will be available to nearly one million Oregonians.



# Public Savings Services

## Employer engagement

Employers are a key component to OregonSaves because they are required to facilitate the program for their employees. And because employers are not sponsoring the program and have no fiduciary duty, the program has a comprehensive support system to assist employers. OregonSaves offers a fully staffed service center. The service center is staffed with trained representatives to support employers on all aspects of the program. The service representatives can help with everything from simple questions about the program to more detailed questions about the online system and employer web portal.

In addition to the service center, OregonSaves staff can provide personal, in-person (or virtual) training and support. Staff members can do everything from sitting down with the employers to initially set up the program to troubleshooting any problems or issues that an employer may have at any point in the process. In addition, at an employer's request, staff will provide educational seminars to employees about retirement savings and how to participate in OregonSaves.

## **Background information**

OregonSaves is a simple way for Oregonians to save for retirement at work. Employees without access to an employer-sponsored retirement plan are auto-enrolled in OregonSaves and contribute part of their paycheck to their personal IRAs that remain with them throughout their careers. The program also benefits employers who do not offer a qualified retirement plan by helping them compete with businesses that are able to offer retirement benefits. The program is overseen by the Oregon Retirement Savings Board.

The OregonSaves program is designed to be self-supporting once adequate participation rates are achieved. When the OregonSaves program launched in 2017, the legislature recognized that the program would require external funding to support operations until there were sufficient revenues. Program expenses were supported by the General Fund in both the 2015-17 and 2017-19 biennia and totaled \$5,144,357. The program transitioned to 100% Other Funds in 2019-21. Trends in participant and corresponding fee revenue growth remain under review to determine the potential General Fund loan payback period. However, as the program continues the transition from the initial startup period to ongoing operations, there remains insufficient historical data to generate a reasonable estimate for when the program could begin repayment of outstanding General Fund loans. Treasury will provide updates to the legislature as long-term expenditure and revenue trends become clearer.

## **Proposed new laws that apply to the program unit**

None.



# Public Savings Services

## Public Savings Services Essential and Policy Packages

### Essential Packages

The Current Service Level (CSL) is required by law and is an estimate of the cost to continue current legislatively-approved programs into the 2023-25 biennium. Essential Packages are the means by which these costs are estimated and budgeted in a standardized format by agencies and evaluated for compliance with these standards by the Department of Administrative Services (DAS). Treasury followed all of these requirements in building the Essential Packages for the 2023-25 biennium.

The narrative below briefly describes each Essential Package, and fiscal details for each package are included in the reports at the end of this section, broken out by fund type, category (e.g., Personal Services, Services and Supplies, etc.), and positions/FTE if necessary.

#### **010 Non-PICS Psnl Svc / Vacancy Savings**

This package contains adjustments to the base budget as directed in 2023-25 Budget Instructions. These adjustments include: standard vacancy factor calculations, non-PICS generated Personal Services inflation adjustments, mass transit taxes, and Pension Obligation Bond assessments.

#### **021 Phase-Ins**

Due to Treasury's move into our new facility at Mill Creek mid-way through the 2021-23 biennium in March 2022, the budget report for our main budget bill (SB 5544) acknowledged that budgeted amounts in Rent accounts for Treasury supported increased rent costs for 15 months in 2021-23, and would need to be phased-in for the full 24 months in the 2023-25 budget. Phase-in entries in this package were made consistent with this legislatively approved direction for impacted programs.

#### **031 Standard Inflation**

This package provides for standard inflation on all Services and Supplies and Capital Outlay. All expenditure categories were increased by the standard inflation rates defined by DAS in the Budget Instructions, including Professional Services (8.80%), Attorney General (17.67%), Rent (18.54%), and remaining accounts (4.20%). State Government Services Charges were adjusted to match the DAS Price List as required.

#### **060 Technical Adjustments**

This package redistributes Other Funds-Limited expenditure limitation between Rent accounts on a net-zero basis agency-wide, including between both SCRs and DCRs. Package entries were necessary to ensure costs associated with the resilience functionality available to all Treasury programs via the new Mill Creek facility (and not just those housed in the facility) were allocated equitably, and to ac-

commodate substantial pandemic-driven changes in the hybrid work environment. Treasury revised how rent is allocated to benefitting programs to address these issues in both the 2021-23 and 2023-25 biennia, and the net-zero redistribution of budgeted Rent in this package implements this updated allocation methodology across Treasury programs in the current service level budget.

## Related Packages

The 070 - Revenue Shortfalls package has a substantive impact on the ABLE and OregonSaves programs in the 2023-25 budget. The Current Service Level (CSL) is the estimated cost of continuing current programs into the next biennium, and this package modifies the current service level as described in the budget instructions to reduce current service level expenditures to accommodate actual patterns in spending and revenues.

As the ABLE and OregonSaves programs have transitioned from the start-up phase to more routine ongoing operations in recent biennia, actual programmatic expenses have proven to be substantially less than budgeted when the programs were implemented. The programs operate within the Oregon Treasury Savings Network SCR along with the College Savings program with a shared staffing complement spread between the three programs/DCRs, and redistributing Personal Services costs has already been addressed during 2021-23 budget execution to reallocate FTE between the three programs/DCRs based on how time spent on each has actually shifted as the programs transitioned from startup to operations.

To complete this initial right-sizing process for program expenditure limitation, the Services and Supplies portion of the budgets for the ABLE and OregonSaves programs are reduced in this 070 Package to match actual need in the 2023-25 budget (the Professional Services account is reduced by \$290,146 in ABLE and \$1,905,320 in OregonSaves). This is expected to be part of a slow, deliberative process to continue refining budget levels for these relatively new programs since they have few models to serve as guides nationwide for forecasting long-term operational expenses.

In addition to the Essential and 070 Packages impacting this program area described above, there are a number of packages that have an indirect or aggregate impact on this program area (on cost allocation transfers and possibly revenues only), and they are described in summary below.

The 08x package series is for Emergency Board actions after April of even numbered years, and the 09x package series is for Statewide Packages generally directed by the Department of Administrative Services (DAS) during the Governors Budget process. The 09x package series is then generally eliminated and reinserted/revised as necessary in the 8xx series of packages in the Legislatively Adopted Budget.

Treasury has an 081 Package for the 2023-25 Legislatively Adopted Budget that only indirectly impacts this program area as described further below, as well as an 810 – Statewide Adjustments package for the Statewide AG Adjustment that reflects a reduction in the standard Attorney General rates (previously in the 092 Package in GB), and for a Statewide Adjustment to DAS Charges to reflect modifications to State Government Service Charges and DAS pricelist charges for services to this program area (previously in the 093 Package in GB).

The 08x and Policy Packages described in this section impact only Transfers and/or Revenues in this program area, and do not impact expenditure limitation or position/FTE counts. Specifically, packages for the Administrative Services program area are supported via cost allocation transfers by operational programs in Treasury, and accordingly each of these POPs drive adjustments to Transfers for all operational programs. Revenues are only impacted when a specific program can adjust their revenues to accommodate fluctuations in budgeted expenses via an assessment rather than service fees, and revenues are adjusted as appropriate.

The Administrative Services Policy Packages with cost allocation impacts to this program area in the 2023-25 Legislatively Adopted Budget include:

- POP 081 – June 2022 Emergency Board
- POP 101 – Ready, Resilient Operations: IT
- POP 103 – Capacity & Resilience: Government Services

Details relating to these POPs can be found in the Administrative Services section of this budget document, and in the State and Local Government Financial Services section for POP 103.





# Public Savings Services

## ESSENTIAL AND POLICY PACKAGE FISCAL IMPACT SUMMARY

Treasury, Oregon State  
Pkg: 010 - Vacancy Factor and Non-ORPICS Personal Services

Cross Reference Name: Public Savings Services  
Cross Reference Number: 17000-020-00-00-00000

Description	General Fund	Lottery Funds	Other Funds	Federal Funds	Nonlimited Other Funds	Nonlimited Federal Funds	All Funds
<b>Personal Services</b>							
Pension Obligation Bond	-	-	(2,580)	-	-	-	(2,580)
Mass Transit Tax	-	-	1,356	-	-	-	1,356
Vacancy Savings	-	-	647	-	-	-	647
<b>Total Personal Services</b>	-	-	<b>(\$577)</b>	-	-	-	<b>(\$577)</b>
<b>Total Expenditures</b>							
Total Expenditures	-	-	(577)	-	-	-	(577)
<b>Total Expenditures</b>	-	-	<b>(\$577)</b>	-	-	-	<b>(\$577)</b>
<b>Ending Balance</b>							
Ending Balance	-	-	577	-	-	-	577
<b>Total Ending Balance</b>	-	-	<b>\$577</b>	-	-	-	<b>\$577</b>

\_\_\_\_ Agency Request  
2023-25 Biennium

\_\_\_\_ Governor's Budget  
Page \_\_\_\_\_

\_\_\_\_ Legislatively Adopted  
Essential and Policy Package Fiscal Impact Summary - BPR013





# Public Savings Services

## ESSENTIAL AND POLICY PACKAGE FISCAL IMPACT SUMMARY

Treasury, Oregon State  
Pkg: 021 - Phase-in

Cross Reference Name: Public Savings Services  
Cross Reference Number: 17000-020-00-00-00000

Description	General Fund	Lottery Funds	Other Funds	Federal Funds	Nonlimited Other Funds	Nonlimited Federal Funds	All Funds
<b>Services &amp; Supplies</b>							
Facilities Rental and Taxes	-	-	57,317	-	-	-	57,317
<b>Total Services &amp; Supplies</b>	-	-	<b>\$57,317</b>	-	-	-	<b>\$57,317</b>
<b>Total Expenditures</b>							
Total Expenditures	-	-	57,317	-	-	-	57,317
<b>Total Expenditures</b>	-	-	<b>\$57,317</b>	-	-	-	<b>\$57,317</b>
<b>Ending Balance</b>							
Ending Balance	-	-	(57,317)	-	-	-	(57,317)
<b>Total Ending Balance</b>	-	-	<b>(\$57,317)</b>	-	-	-	<b>(\$57,317)</b>

\_\_\_\_ Agency Request  
2023-25 Biennium

\_\_\_\_ Governor's Budget  
Page \_\_\_\_\_

\_\_\_\_ Legislatively Adopted  
Essential and Policy Package Fiscal Impact Summary - BPR013



# Public Savings Services

## ESSENTIAL AND POLICY PACKAGE FISCAL IMPACT SUMMARY

Treasury, Oregon State  
Pkg: 031 - Standard Inflation

Cross Reference Name: Public Savings Services  
Cross Reference Number: 17000-020-00-00-00000

Description	General Fund	Lottery Funds	Other Funds	Federal Funds	Nonlimited Other Funds	Nonlimited Federal Funds	All Funds
<b>Services &amp; Supplies</b>							
Instate Travel	-	-	1,727	-	-	-	1,727
Out of State Travel	-	-	1,962	-	-	-	1,962
Employee Training	-	-	1,294	-	-	-	1,294
Office Expenses	-	-	5,297	-	-	-	5,297
Telecommunications	-	-	1,131	-	-	-	1,131
Data Processing	-	-	2,209	-	-	-	2,209
Publicity and Publications	-	-	9,822	-	-	-	9,822
Professional Services	-	-	720,696	-	-	-	720,696
Attorney General	-	-	124,079	-	-	-	124,079
Employee Recruitment and Develop	-	-	115	-	-	-	115
Dues and Subscriptions	-	-	1,565	-	-	-	1,565
Facilities Rental and Taxes	-	-	61,640	-	-	-	61,640
Agency Program Related S and S	-	-	5,060	-	-	-	5,060
Other Services and Supplies	-	-	417	-	-	-	417
Expendable Prop 250 - 5000	-	-	69	-	-	-	69
IT Expendable Property	-	-	36	-	-	-	36
<b>Total Services &amp; Supplies</b>	-	-	<b>\$937,119</b>	-	-	-	<b>\$937,119</b>
<b>Total Expenditures</b>							
Total Expenditures	-	-	937,119	-	-	-	937,119
<b>Total Expenditures</b>	-	-	<b>\$937,119</b>	-	-	-	<b>\$937,119</b>

\_\_\_\_ Agency Request  
2023-25 Biennium

\_\_\_\_ Governor's Budget  
Page \_\_\_\_\_

\_\_\_\_ Legislatively Adopted  
Essential and Policy Package Fiscal Impact Summary - BPR013



# Public Savings Services

## ESSENTIAL AND POLICY PACKAGE FISCAL IMPACT SUMMARY

Treasury, Oregon State  
Pkg: 031 - Standard Inflation

Cross Reference Name: Public Savings Services  
Cross Reference Number: 17000-020-00-00-00000

Description	General Fund	Lottery Funds	Other Funds	Federal Funds	Nonlimited Other Funds	Nonlimited Federal Funds	All Funds
Ending Balance							
Ending Balance	-	-	(937,119)	-	-	-	(937,119)
Total Ending Balance	-	-	(\$937,119)	-	-	-	(\$937,119)

\_\_\_\_ Agency Request  
2023-25 Biennium

\_\_\_\_ Governor's Budget  
Page \_\_\_\_\_

\_\_\_\_ Legislatively Adopted  
Essential and Policy Package Fiscal Impact Summary - BPR013



# Public Savings Services

## ESSENTIAL AND POLICY PACKAGE FISCAL IMPACT SUMMARY

Treasury, Oregon State  
Pkg: 060 - Technical Adjustments

Cross Reference Name: Public Savings Services  
Cross Reference Number: 17000-020-00-00-00000

Description	General Fund	Lottery Funds	Other Funds	Federal Funds	Nonlimited Other Funds	Nonlimited Federal Funds	All Funds
<b>Services &amp; Supplies</b>							
Facilities Rental and Taxes	-	-	(117,533)	-	-	-	(117,533)
<b>Total Services &amp; Supplies</b>	-	-	<b>(\$117,533)</b>	-	-	-	<b>(\$117,533)</b>
<b>Total Expenditures</b>							
Total Expenditures	-	-	(117,533)	-	-	-	(117,533)
<b>Total Expenditures</b>	-	-	<b>(\$117,533)</b>	-	-	-	<b>(\$117,533)</b>
<b>Ending Balance</b>							
Ending Balance	-	-	117,533	-	-	-	117,533
<b>Total Ending Balance</b>	-	-	<b>\$117,533</b>	-	-	-	<b>\$117,533</b>

\_\_\_\_ Agency Request  
2023-25 Biennium

\_\_\_\_ Governor's Budget  
Page \_\_\_\_\_

\_\_\_\_ Legislatively Adopted  
Essential and Policy Package Fiscal Impact Summary - BPR013



# Public Savings Services

## ESSENTIAL AND POLICY PACKAGE FISCAL IMPACT SUMMARY

Treasury, Oregon State  
Pkg: 070 - Revenue Shortfalls

Cross Reference Name: Public Savings Services  
Cross Reference Number: 17000-020-00-00-00000

Description	General Fund	Lottery Funds	Other Funds	Federal Funds	Nonlimited Other Funds	Nonlimited Federal Funds	All Funds
<b>Services &amp; Supplies</b>							
Professional Services	-	-	(2,195,466)	-	-	-	(2,195,466)
<b>Total Services &amp; Supplies</b>	-	-	<b>(\$2,195,466)</b>	-	-	-	<b>(\$2,195,466)</b>
<b>Total Expenditures</b>							
Total Expenditures	-	-	(2,195,466)	-	-	-	(2,195,466)
<b>Total Expenditures</b>	-	-	<b>(\$2,195,466)</b>	-	-	-	<b>(\$2,195,466)</b>
<b>Ending Balance</b>							
Ending Balance	-	-	2,195,466	-	-	-	2,195,466
<b>Total Ending Balance</b>	-	-	<b>\$2,195,466</b>	-	-	-	<b>\$2,195,466</b>

\_\_\_\_ Agency Request  
2023-25 Biennium

\_\_\_\_ Governor's Budget  
Page \_\_\_\_\_

\_\_\_\_ Legislatively Adopted  
Essential and Policy Package Fiscal Impact Summary - BPR013



# Public Savings Services

## ESSENTIAL AND POLICY PACKAGE FISCAL IMPACT SUMMARY

Treasury, Oregon State  
Pkg: 081 - June 2022 Emergency Board

Cross Reference Name: Public Savings Services  
Cross Reference Number: 17000-020-00-00-00000

Description	General Fund	Lottery Funds	Other Funds	Federal Funds	Nonlimited Other Funds	Nonlimited Federal Funds	All Funds
<b>Transfers Out</b>							
Transfer Out - Intrafund	-	-	(5,344)	-	-	-	(5,344)
<b>Total Transfers Out</b>	-	-	<b>(\$5,344)</b>	-	-	-	<b>(\$5,344)</b>
<b>Ending Balance</b>							
Ending Balance	-	-	(5,344)	-	-	-	(5,344)
<b>Total Ending Balance</b>	-	-	<b>(\$5,344)</b>	-	-	-	<b>(\$5,344)</b>

\_\_\_\_ Agency Request  
2023-25 Biennium

\_\_\_\_ Governor's Budget  
Page \_\_\_\_\_

\_\_\_\_ Legislatively Adopted  
Essential and Policy Package Fiscal Impact Summary - BPR013



# Public Savings Services

## ESSENTIAL AND POLICY PACKAGE FISCAL IMPACT SUMMARY

Treasury, Oregon State  
Pkg: 092 - Statewide AG Adjustment

Cross Reference Name: Public Savings Services  
Cross Reference Number: 17000-020-00-00-00000

Description	General Fund	Lottery Funds	Other Funds	Federal Funds	Nonlimited Other Funds	Nonlimited Federal Funds	All Funds
<b>Services &amp; Supplies</b>							
Attorney General	-	-	-	-	-	-	-
<b>Total Services &amp; Supplies</b>	-	-	-	-	-	-	-
<b>Total Expenditures</b>							
Total Expenditures	-	-	-	-	-	-	-
<b>Total Expenditures</b>	-	-	-	-	-	-	-
<b>Ending Balance</b>							
Ending Balance	-	-	-	-	-	-	-
<b>Total Ending Balance</b>	-	-	-	-	-	-	-

\_\_\_\_ Agency Request  
2023-25 Biennium

\_\_\_\_ Governor's Budget  
Page \_\_\_\_\_

\_\_\_\_ Legislatively Adopted  
Essential and Policy Package Fiscal Impact Summary - BPR013



# Public Savings Services

## ESSENTIAL AND POLICY PACKAGE FISCAL IMPACT SUMMARY

Treasury, Oregon State  
Pkg: 101 - Ready, Resilient Operations: IT

Cross Reference Name: Public Savings Services  
Cross Reference Number: 17000-020-00-00-00000

Description	General Fund	Lottery Funds	Other Funds	Federal Funds	Nonlimited Other Funds	Nonlimited Federal Funds	All Funds
<b>Transfers Out</b>							
Transfer Out - Intrafund	-	-	(35,519)	-	-	-	(35,519)
<b>Total Transfers Out</b>	-	-	<b>(\$35,519)</b>	-	-	-	<b>(\$35,519)</b>
<b>Ending Balance</b>							
Ending Balance	-	-	(35,519)	-	-	-	(35,519)
<b>Total Ending Balance</b>	-	-	<b>(\$35,519)</b>	-	-	-	<b>(\$35,519)</b>

\_\_\_\_ Agency Request  
2023-25 Biennium

\_\_\_\_ Governor's Budget  
Page \_\_\_\_\_

\_\_\_\_ Legislatively Adopted  
Essential and Policy Package Fiscal Impact Summary - BPR013





# Public Savings Services

## ESSENTIAL AND POLICY PACKAGE FISCAL IMPACT SUMMARY

Treasury, Oregon State  
Pkg: 103 - Capacity & Resilience: Government Services

Cross Reference Name: Public Savings Services  
Cross Reference Number: 17000-020-00-00-00000

Description	General Fund	Lottery Funds	Other Funds	Federal Funds	Nonlimited Other Funds	Nonlimited Federal Funds	All Funds
<b>Transfers Out</b>							
Transfer Out - Intrafund	-	-	(11,933)	-	-	-	(11,933)
<b>Total Transfers Out</b>	-	-	<b>(\$11,933)</b>	-	-	-	<b>(\$11,933)</b>
<b>Ending Balance</b>							
Ending Balance	-	-	(11,933)	-	-	-	(11,933)
<b>Total Ending Balance</b>	-	-	<b>(\$11,933)</b>	-	-	-	<b>(\$11,933)</b>

\_\_\_\_ Agency Request  
2023-25 Biennium

\_\_\_\_ Governor's Budget  
Page \_\_\_\_\_

\_\_\_\_ Legislatively Adopted  
Essential and Policy Package Fiscal Impact Summary - BPR013



# Public Savings Services

## ESSENTIAL AND POLICY PACKAGE FISCAL IMPACT SUMMARY

Treasury, Oregon State  
Pkg: 810 - Statewide Adjustments

Cross Reference Name: Public Savings Services  
Cross Reference Number: 17000-020-00-00-00000

Description	General Fund	Lottery Funds	Other Funds	Federal Funds	Nonlimited Other Funds	Nonlimited Federal Funds	All Funds
<b>Services &amp; Supplies</b>							
Attorney General	-	-	(17,554)	-	-	-	(17,554)
<b>Total Services &amp; Supplies</b>	-	-	<b>(\$17,554)</b>	-	-	-	<b>(\$17,554)</b>
<b>Total Expenditures</b>							
Total Expenditures	-	-	(17,554)	-	-	-	(17,554)
<b>Total Expenditures</b>	-	-	<b>(\$17,554)</b>	-	-	-	<b>(\$17,554)</b>
<b>Ending Balance</b>							
Ending Balance	-	-	17,554	-	-	-	17,554
<b>Total Ending Balance</b>	-	-	<b>\$17,554</b>	-	-	-	<b>\$17,554</b>

\_\_\_\_ Agency Request  
2023-25 Biennium

\_\_\_\_ Governor's Budget  
Page \_\_\_\_\_

\_\_\_\_ Legislatively Adopted  
Essential and Policy Package Fiscal Impact Summary - BPR013



# Public Savings Services

## ESSENTIAL AND POLICY PACKAGE FISCAL IMPACT SUMMARY

Treasury, Oregon State  
Pkg: 813 - Policy Bills

Cross Reference Name: Public Savings Services  
Cross Reference Number: 17000-020-00-00-00000

Description	General Fund	Lottery Funds	Other Funds	Federal Funds	Nonlimited Other Funds	Nonlimited Federal Funds	All Funds
<b>Transfers Out</b>							
Transfer Out - Intrafund	-	-	(2,660)	-	-	-	(2,660)
<b>Total Transfers Out</b>	-	-	<b>(\$2,660)</b>	-	-	-	<b>(\$2,660)</b>
<b>Ending Balance</b>							
Ending Balance	-	-	(2,660)	-	-	-	(2,660)
<b>Total Ending Balance</b>	-	-	<b>(\$2,660)</b>	-	-	-	<b>(\$2,660)</b>

\_\_\_\_ Agency Request  
2023-25 Biennium

\_\_\_\_ Governor's Budget  
Page \_\_\_\_\_

\_\_\_\_ Legislatively Adopted  
Essential and Policy Package Fiscal Impact Summary - BPR013



# Public Savings Services

## DETAIL OF LOTTERY FUNDS, OTHER FUNDS, AND FEDERAL FUNDS REVENUE

Treasury, Oregon State  
2023-25 Biennium

Agency Number: 17000

Cross Reference Number: 17000-020-00-00-00000

Source	2019-21 Actuals	2021-23 Leg Adopted Budget	2021-23 Leg Approved Budget	2023-25 Agency Request Budget	2023-25 Governor's Budget	2023-25 Leg. Adopted Budget
<b>Other Funds</b>						
Charges for Services	9,172,947	13,565,591	13,565,591	12,970,538	12,970,538	12,796,340
Interest Income	149,861	-	-	-	-	-
Other Revenues	259,316	-	-	-	-	-
Transfer In - Intrafund	173,325	-	-	-	-	-
Tsfr From Police, Dept of State	9,159	-	-	-	-	-
Transfer Out - Intrafund	(1,611,493)	(1,663,401)	(1,663,401)	(1,946,633)	(1,946,633)	(1,734,757)
Tsfr To HECC	(242,323)	-	-	-	-	-
<b>Total Other Funds</b>	<b>\$7,910,792</b>	<b>\$11,902,190</b>	<b>\$11,902,190</b>	<b>\$11,023,905</b>	<b>\$11,023,905</b>	<b>\$11,061,583</b>

\_\_\_\_ Agency Request  
2023-25 Biennium

\_\_\_\_ Governor's Budget  
Page \_\_\_\_\_

\_\_\_\_ Legislatively Adopted  
Detail of LF, OF, and FF Revenues - BPR012



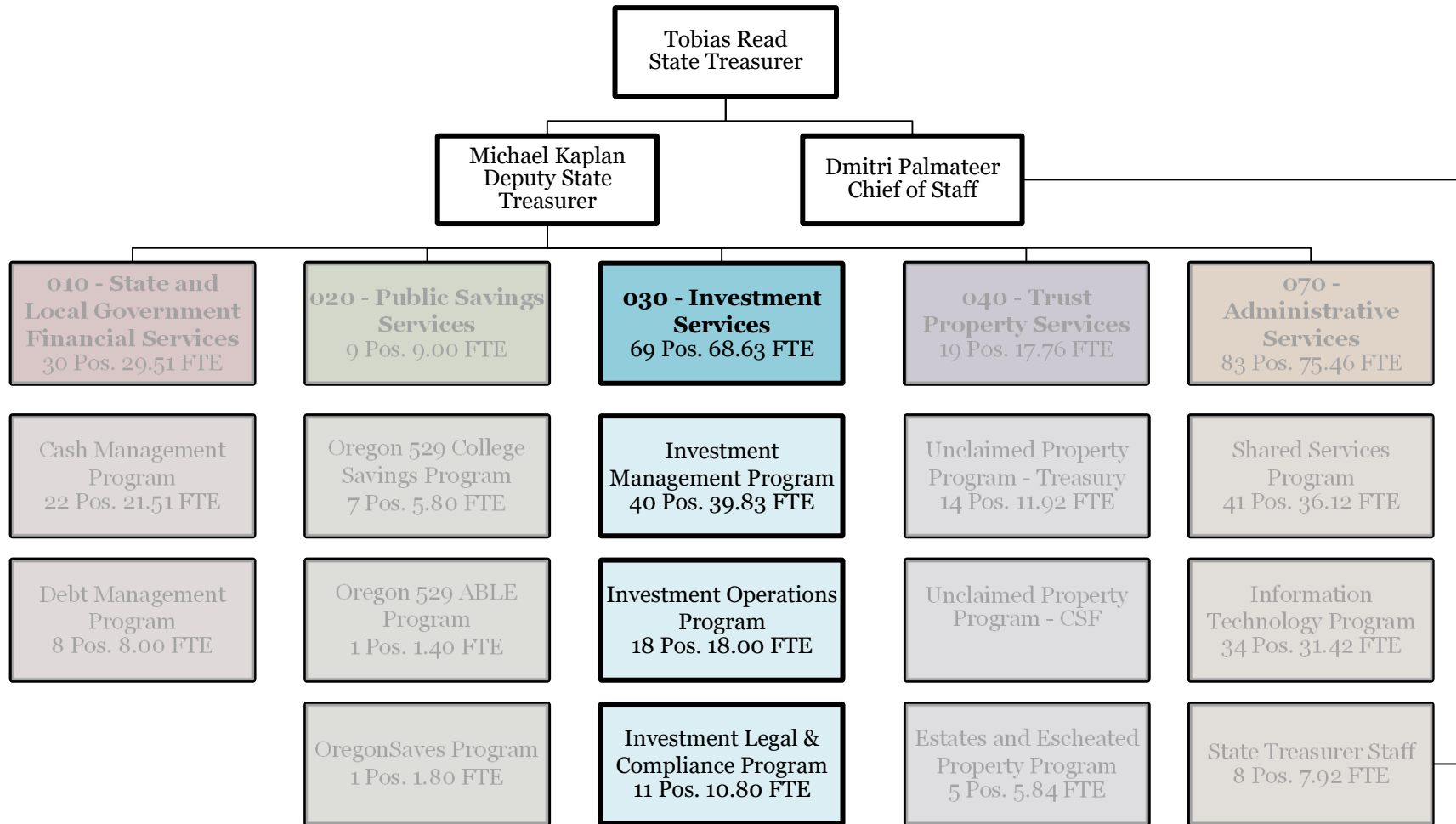
## Detail of Lottery Funds, Other Funds, and Federal Funds Revenue

[illegible]

107BF07

# Investment Services

## Oregon Treasury 2021-23 Organization Chart

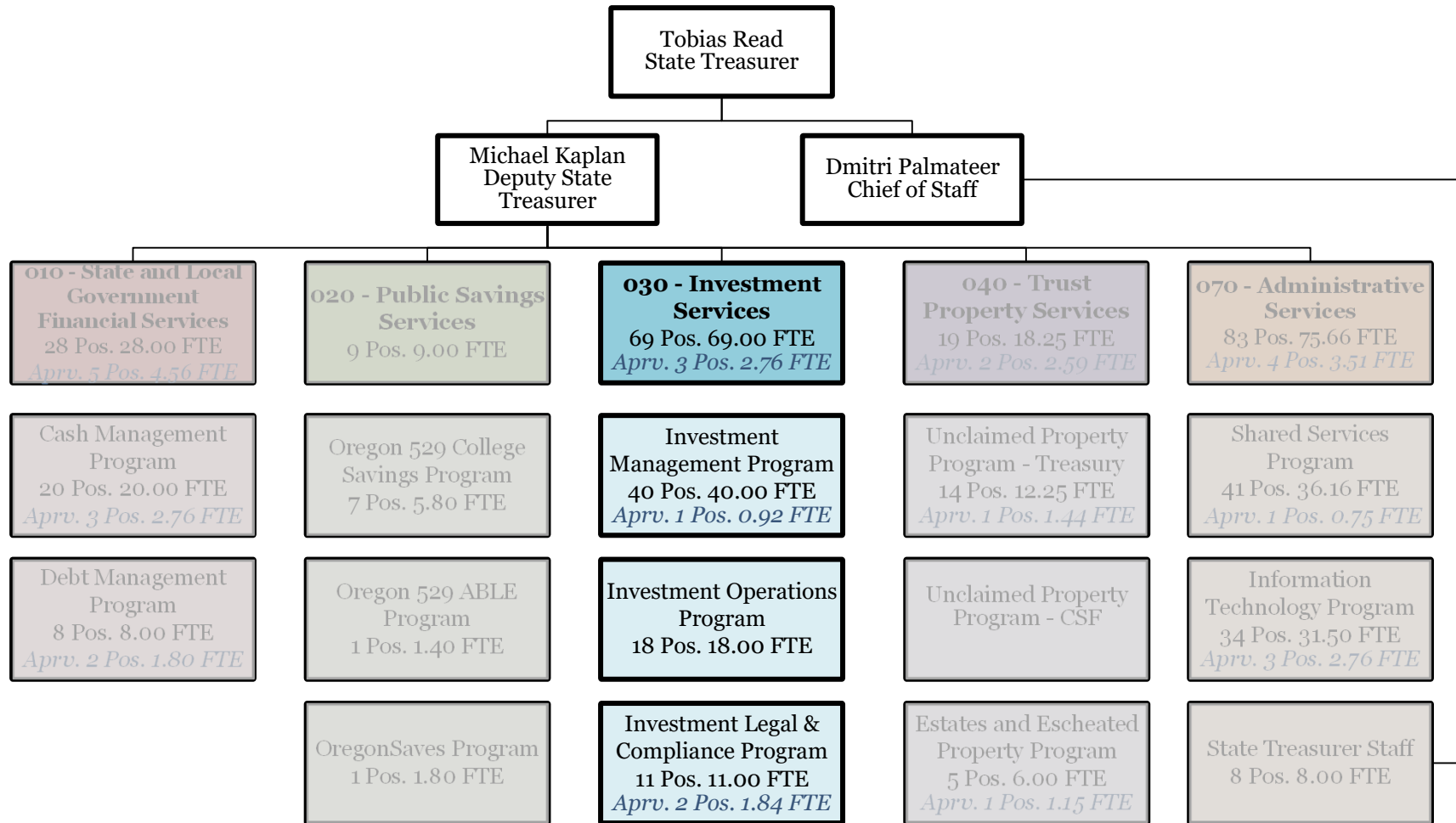


Current (Legislatively Approved): 210 Pos. 200.36 FTE



# Investment Services

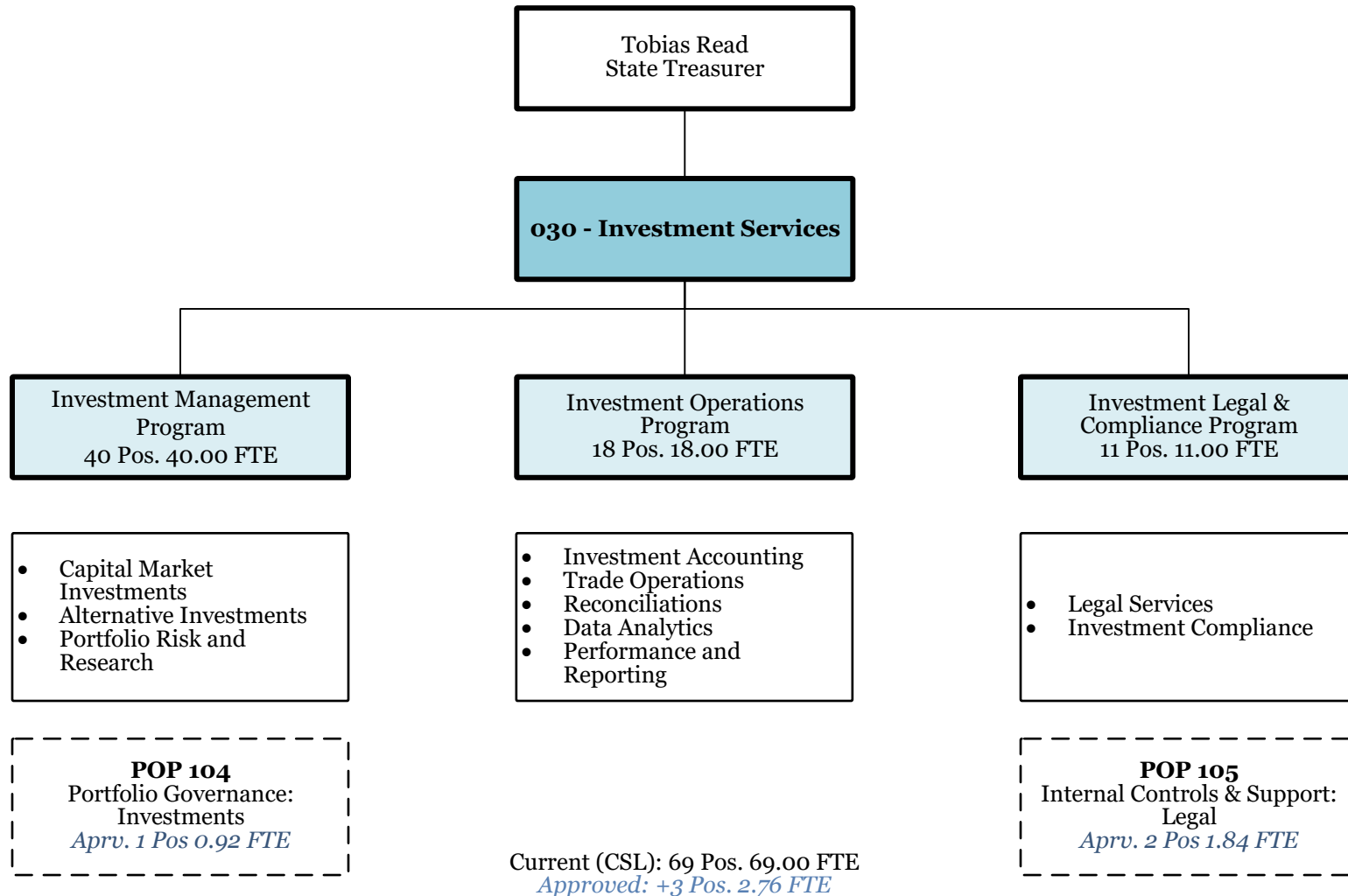
## Oregon Treasury 2023-25 Organization Chart



Current (CSL): 208 Pos. 199.91 FTE  
*Approved: +14 Pos. 13.42 FTE*



## Investment Services 2023-25 Organization Chart





# Investment Services

## Investment Services Executive Summary

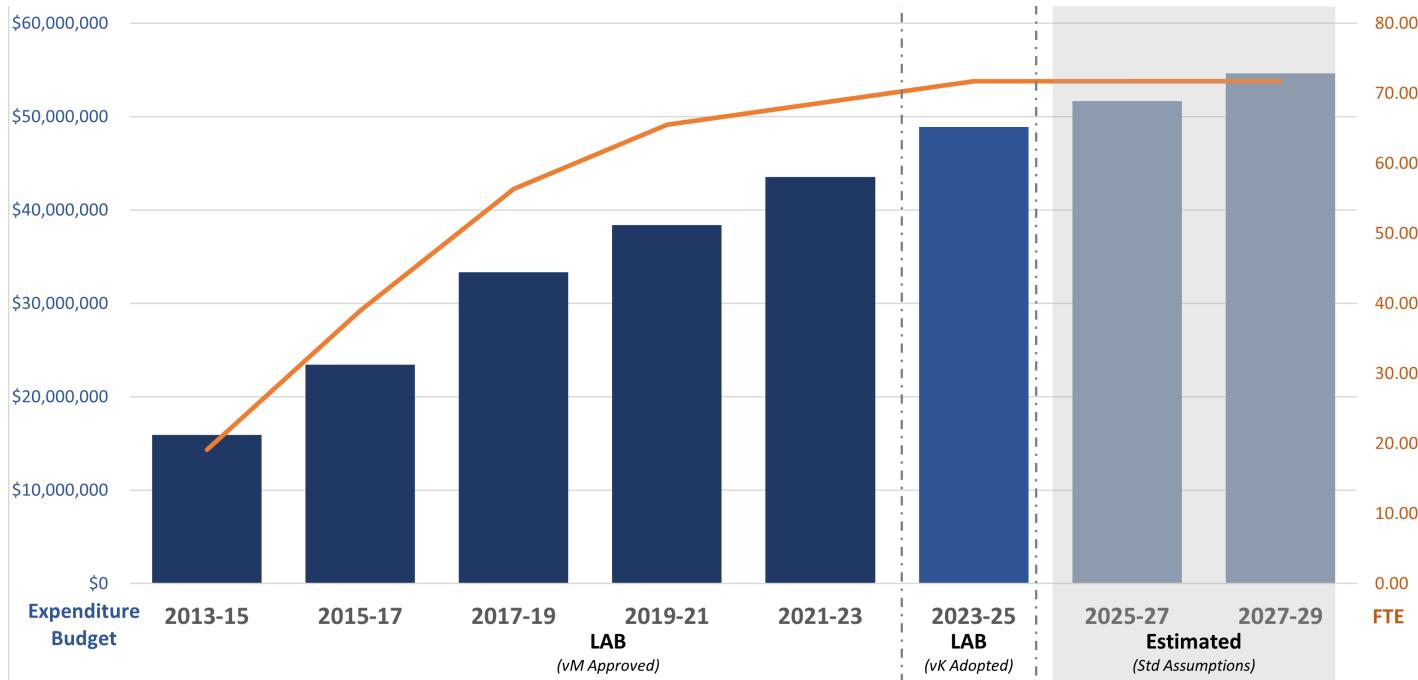
**Primary Program Contact** - Michael Kaplan, Deputy State Treasurer, 503-378-4000

**Treasury Vision** - Leading the way for Oregonians to achieve long term financial security.

**Program Overview** - Under the guidance of the State Treasurer, Investment Services is responsible for overseeing the state's managed assets. Investment services is responsible for providing fiduciary excellence with a focus on earning positive and sustainable risk-adjusted returns on behalf of state beneficiaries. Oregon Treasury Investment Services contains the following programs:

- Investment Management Program
- Investment Operations Program
- Investment Legal & Compliance Program

### Total Funds Over Time





# Investment Services

## Program Funding Request

	Other Funds-L	Positions	FTE
2021-23 LAB	43,535,929	69	68.63
2023-25 LAB	48,892,939	72	71.76
Difference	5,357,010	3	3.13
Percent Change	12.3%	4.3%	4.6%

The program has a Legislatively Adopted Budget of \$48,892,939. Other Funds revenue is based on administrative fees charged on assets under management. Long-term budget growth estimates through 2027-29 are included in the chart above. Those growth estimates assume standard 6.0 percent inflation for personal services and 4.2 percent for services & supplies. The base budget projections do not include future (2025-29) package requests.

## Program Unit Description

Under the leadership of the Treasurer and the oversight of the Oregon Investment Council (“OIC” or the “Council”), Investment Services manages the majority of Oregon’s investment assets, with the exception of those under the purview of the Oregon Savings Network.

The goal of Investment Services is fiduciary excellence with a focus on earning positive and sustainable risk-adjusted returns on Oregon’s investments while running an efficient, cost-effective organization. Investment Services is further sub-divided within OST into the Investment Management Program, Investment Operations Program, and the Investment Legal & Compliance Program.

### Investment Management

The Investment Management Program oversees diversified institutional portfolios including Oregon Public Employees Retirement Fund (OPERF), the State Accident Insurance Fund (SAIF), Common School Fund (CSF), Oregon Short-Term Fund (OSTF), and other funds on behalf of agencies and universities. As a fiduciary and investment manager of one of the nation’s largest public pension funds, the Investment Management Program constructs globally-diversified portfolios under policies set forth by the OIC. Treasury invests funds in pursuit of positive risk-adjusted returns but does not set benefits or administer the Oregon Public Employees Retirement System itself.

### External Asset Management

The majority of the assets managed by Investment Services are invested by external asset managers. Specifically, the Investment Management Program staff screen the available manager universe and select a small subset of managers for further due diligence. Staff work with the Council’s investment consultants for more detailed reviews before recommending asset managers for OIC approval.

Once these managers are approved, the Investment Legal & Compliance Program staff would review terms and documents, such as those in limited partnership agreements, for private market investments, and investment management agreements, for public market investments, prior to executing contracts. Upon execution, on an ongoing basis:

- Investment Manager Program staff review asset manager performance and circumstance to evaluate whether the manager still fits within the portfolio;
- Investment Operations Program staff facilitate coordination between the asset manager and Treasury's service providers specific to performance measurement, security trading operations, and custody services; and
- Investment Legal & Compliance Program staff monitor asset manager's compliance with agreed-upon guidelines and provide additional legal services.

## Internal Asset Management

Investment Services also manage a substantial amount of assets internally; that is, staff provides security selection & trading, portfolio construction, and middle/back-office functions for some of the investment assets. The Oregon Short Term Fund ("OSTF") has been managed internally over a long period of time. Just over ten years ago, staff "in-sourced" portions of OPERF assets for internal asset management. These funds have grown, and as of June 2022 staff internally manages over \$47 billion, including OSTF and \$17 billion of OPERF, in a variety of public equity and fixed income mandates.

By managing assets internally, staff has better oversight and eliminates external investment management fees for those assets. However, there is also greater operational requirement, needing sufficient resources in: the Investment Management Program to manage the assets; the Investment Operations Program to process trades and ensure data integrity between Treasury and its service providers; and the Investment Legal & Compliance Program to monitor mandate adherence to the preset guidelines.

## Investment Operations

The Investment Operations program includes middle and back-office support for the state's investment program. The Operations team is responsible for setting controls and enabling segregation of duties across the organization. The team oversees trade execution, settlement, and cash management, often in the hundreds of millions of dollars range. Without proper people, process and technology, errors and omissions can be very costly to plans, the state, and beneficiaries. The team also ensures accuracy of data so that Investment Officers can make informed investment decisions, maximizing the probability of successful outcomes.

The Operations team acts as a fiduciary on behalf of state beneficiaries. State managed assets include the Oregon Public Employee Retirement Fund, the Oregon Short Term Fund, the State Accident Insurance Fund (SAIF), the Common School Fund, the State Lottery Fund, Veterans Affairs, among other investment pools. The team works closely with Investment Officers and Portfolio Managers in

overseeing investments, and in particular, internally managed assets.

## Investment Legal and Compliance

Investment Legal and Compliance consists of personnel performing two separate and distinct functions. Legal staff is responsible for performing authorized legal work for Treasury. Separately, compliance personnel monitor and evaluate compliance with applicable policies, procedures, and contractual obligations. The program supports Treasury's large scale, complex, and sophisticated investment program. The scope and breadth of Treasury's investment activities are unique within state government, requiring the hiring of specialized personnel as its investment staff. The Division allows Treasury's legal and compliance function to be staffed with personnel possessing that same specialized knowledge and experience. Growth of the compliance program is vital to ensuring that Treasury's investment management activities, both externally and internally, are appropriately monitored and controlled. The presence of in-house attorneys working on Treasury's investment-related transactions and legal matters results in significantly improved expertise and responsiveness, and a notable cost savings to Treasury.

Treasury's investment programs (collectively, the "Business Units") have experienced substantial growth in recent years, resulting in a significant increase in both the volume and complexity of legal and compliance work required to meet their business needs. The Division has grown and evolved from its early-stage iterations and must continue to grow at a commensurate pace as that of the Business Units, to ensure that Treasury's investment activities are conducted in a manner that is compliant with law, regulation, and policy, including applicable fiduciary obligations.

## **Program Performance**

OPERF net asset value has shown steady growth over time. With improved infrastructure & resources and the successful implementation thereof, OST is in a better position to enhance portfolio safeguards as well as improve the financial position and risk management of state-managed assets. Additionally, staffing and technology improvements have also led to significant fee savings, and improved net performance.

<b>Funds</b>	<b>\$ Thousands</b>
OPERF - Total Regular Account	93,348,567
Target Date Funds	3,224,486
OPERF - Variable Fund	303,569
SAIF	4,400,037
CSF	2,104,382
OSTF	31,930,538
OITP	310,553
Other State Funds	1,660,100

## Current Investment Environment

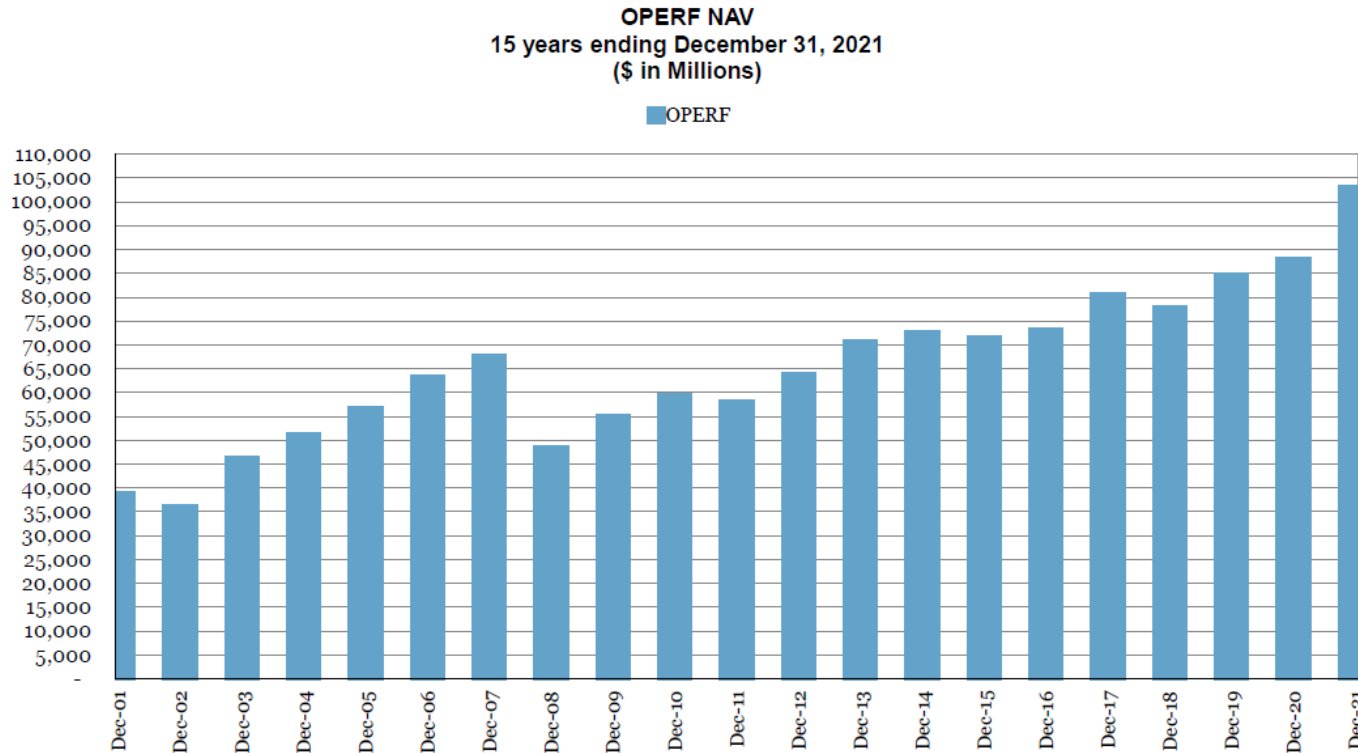
The investment environment remains challenging. After a four-decade period of decline, U.S. interest rates have started to trend upwards. At the same time, despite strong equity returns since the Global Financial Crisis – with a VERY sharp decline in March 2020 – the conventional wisdom is for weaker equity returns going forward. That, in combination with what was a declining rate environment, have resulted in riskier and more complex portfolios over time.

A portfolio targeting a return of 7.5% in 1989 would have predominately been invested in fixed income with a low standard deviation, i.e., volatility, of returns of approximately 3%. By 2019 a portfolio targeting the same 7.5% return would have substantially more private market investments and much less fixed income, corresponding to a standard deviation that is five times or more of what it would have been in 1989. That means assets of plan sponsors such as the employers that participate in PERS have become more volatile, with greater variance in the values of those assets and the funded ratios of their liabilities from year to year.

OPERF has concurrently become more complex over the same period, as show in the table below.

Asset Class	OPERF 2007 Target Allocation	OPERF 2021 Target Allocation
Public Equity	53.0%	30.0%
Fixed Income	27.0%	20.0%
Private Equity	12.0%	20.0%
Real Estate	8.0%	12.5%
Real Assets	0.0%	7.5%
Diversifying Strategies	0.0%	7.5%
Risk Parity	0.0%	2.5%

Besides portfolio complexity, another trait of the current investment environment is an ever-increasing competitive and complex landscape. A flood of investor money into private market managers, led by other public pension plans facing the same headwinds, makes it difficult to get sufficient allocations to top-tier investment managers. OPERF's history of private market investments helps "open doors", but staff remains diligent in identifying new opportunities and maintaining existing relationships. Staff manages approximately 20% of OPERF to provide investment management fee savings for the Fund globally but this adds operational burden. Risk management is keeping up with the increasing breadth of asset allocations but now scans across a broader horizon for new risks to consider, including ESG.



## Enabling Legislation

The Treasury programs included in the Treasury Services program unit derive from several constitutional and statutory directives as referenced in the Agency Wide Summary.



## Revenue Streams

The primary revenue source for all three program units in Investment Services are asset management fees authorized under ORS 293.718. Treasury's rate model is based on three main groupings of managed funds based on fund type (single entity or pooled), and assets under management (AUM). The first group is small single entity funds with less than \$1 billion in assets. These small single entity funds do not have significant AUM to provide the necessary economy of scale to cover expenses at the statutory rate cap. The second group is pooled asset funds, such as the Oregon Short Term Fund (OSTF), Oregon Intermediate Term Pool (OITP) and the Oregon Local Government Investment Fund (OLGIF). By Oregon statute, pooled assets have a higher rate cap to account for their greater assets under management and the cost-inefficiency in managing these funds. The third grouping is large single entity funds with assets over \$1 billion in AUM. These funds include the Common School Fund (CSF), State Accident Insurance Fund (SAIF) and the Public Employee Retirement System (PERS). These are individual funds with assets generally sufficient to cover expenditures at the rate cap. Treasury's rate structure is calculated based on a comparison of forecasted revenues and expenses against actual revenues and expenses. Treasury conducts an annual analysis of expenses associated with each grouping compared against revenue. This annual analysis informs the updated rates for each grouping, which is updated on a biennial basis.

For single entity accounts, asset management fees are capped at 0.25 basis points per month. For Pooled investments, asset management fees are capped at 0.435 basis points per month. Fees are charged based on the most recent market value of assets under management as reported by the investment custodian, State Street Bank. As of June 30, 2020, the most recent analysis determined that rates must be charged at the statutory cap for all accounts except SAIF which could be charged at 0.15 basis points.

Small single entity funds typically possess limited growth due to their smaller AUM and periodic withdrawals. Due to this limited growth expectation, revenue projections use the calendar year end AUM held constant for the time period under review. Cumulatively, these accounts total less than 1% of total assets under management and revenue.

Due to the significant cyclical impacts in pooled assets, a seasonality-based projection model is used to accurately project forward AUM. OSTF has significant historical experience and data sets on which the projections are based. The historical end of month AUM numbers are recorded and a projection is calculated using a set formula. The formula is based on the triple exponential smoothing (i.e. Holt-Winter) approach, that considers monthly seasonality. Pooled assets represent almost 20% of total assets under management and approximately 30% of total investment fees.

The majority of assets under management are held in large single entity accounts. PERS accounts for about 75% of all assets and possesses the most complicated asset structure. CSF and SAIF comprise an additional 5% of total AUM. To best determine revenue forecasts, the Senior Investment Officer for Portfolio Risk and Research conducts an annual analysis of the funds likely growth. Forward assumptions of fund expenses are updated to ensure outflows are considered, and then a Monte Carlo simulation is run based on the current asset allocation and Oregon Investment Council risk and return assumptions. This is used to develop an AUM forecast that bal-



# Investment Services

ances return expectations with a sufficient allowance for a significant downturn event.

## **Proposed new laws that apply to the program unit**

Investment Fees – HB 2218 has been proposed that will increase the maximum basis points fees on assets under management in ORS 293.718. This change does not affect the scope of work of the investment program but is the revenue source for the program.

## Investment Management Program Unit Narrative

### Expenditure by fund type, positions, and full-time equivalents

	Other Funds-L	Positions	FTE
2021-23 LAB	31,780,675	40	39.83
2023-25 LAB	35,003,716	41	40.92
Difference	3,223,041	1	1.09
Percent Change	10.1%	2.5%	2.7%

The Legislatively Adopted Budget of \$35,003,716 million Other Funds-Limited continues funding for the Investment Management Program at the current service level for 2023-25 and includes a policy option package to ensure effective portfolio management.

### Activities, programs, and issues in the program unit base budget

The Investment Management Program is principally responsible for managing various asset pools including the Oregon Public Employees Retirement Fund (OPERF), the State Accidental Insurance Fund (SAIF), the Common School Fund (CSF), the Oregon Short Term Fund (OSTF), and a number of other state managed plans (17 in total) under the oversight of the Oregon Investment Council (OIC). Investment Management Program staff are principally involved in one of the following three activities or combination thereof:

Internal Management of Assets: Portfolio construction and the selection and trading of stocks and bonds, as well as ancillary activities;

External Manager Oversight: Reviewing the universe of investment managers, selecting and recommending of managers to the Council, and ongoing monitoring of managers approved by the OIC; and

Asset Allocation and Risk Management: Includes reviewing investment opportunities, monitoring portfolio exposures to various investment risk factors such as stock market and interest rate risks, designing a portfolio allocation that would best meet beneficiary requirements.

### Capital Markets

#### Fixed Income team

The eight-person investment team provides both Internal Management of State & local funds as well as External Manager Oversight of those firms that manage funds on behalf of OPERF and other State & local entities. The primary function of the Fixed Income team is to



## Investment Services

oversee portfolio management/strategy (e.g., portfolio positioning across various metrics such as interest rates, curve, asset class selection, geography, etc.), trading of internally-managed assets, research (e.g., markets, US/Global macroeconomics, asset classes, names to invest in, etc.) and oversight of the external asset managers (e.g., quarterly performance reviews, ad hoc analysis, etc.).

### Public Equity team

The four-person investment team provides both Internal Management of State funds as well as External Manager Oversight of those firms that manage funds on behalf of OPERF and other State entities. The primary function of the Public Equity team is to manage the structure of the portfolio, diligence and monitor the investment managers within the portfolios and to evaluate prospective managers. The team is also responsible for trading and cash management for the internally managed equity portfolios, as well as proxy voting.

### **Private Markets**

#### Private Equity team

The five-person investment team provides External Manager Oversight for the Private Equity Portfolio within OPERF, comprised of investments in leveraged buyouts, growth equity, venture capital and special situations strategies. The portfolio is well diversified across sectors and is global in nature with exposure to portfolio companies in North America, Europe, Asia and Latin America. In addition, the Private Equity Portfolio has special mandates for co-investment and for secondary transactions (the buying or selling of limited partner interests).

The primary function of the Private Equity team is to evaluate and underwrite investment managers and funds for prospective investment as well as to monitor existing managers and existing assets. The team is also responsible for creating the overall investment strategy and portfolio construction, and responding to evolving market conditions.

In addition, the Private Equity team provides investment oversight and investment recommendations for the private equity allocation within the Common School Fund (CSF) portfolio managed by Oregon State Treasury.

#### Real Estate team

The five-person investment team provides External Manager Oversight for the Real Estate Portfolio within OPERF, comprised of investments in commercial real estate (e.g., office buildings, retail complexes, logistics and warehouses, and multifamily apartment buildings) as well as specialized real estate (e.g., student housing, storage and medical office buildings). The investment strategies include those targeting core holdings that are stabilized and fully occupied by tenants, thereby generating current income. Additional strategies include value add and opportunistic strategies that require various degrees of repositioning, refurbishment, and development.



## Investment Services

The primary function of the Real Estate team is to evaluate and underwrite investment managers and funds for prospective investment as well as to monitor existing managers and existing assets. The team is also responsible for creating the overall investment strategy and portfolio construction, and responding to evolving market conditions.

In addition, the Real Estate team provides real estate investment oversight and investment recommendations for the real estate allocations for both the Common School Fund (CSF) and State Accident Insurance Fund (SAIF) investment portfolios managed by Oregon State Treasury.

### Alternatives team

The five-person investment team provides External Manager Oversight for the Alternatives Portfolio within OPERF, comprised of investments in real assets such as infrastructure (e.g., transportation, power, and telecommunications) and natural resources (e.g., energy, metals and mining, agriculture, and timberland). In addition, the portfolio includes a dedicated diversifying strategies mandate which targets investment strategies that are largely uncorrelated to the broader stock market.

The primary function of the Alternatives team is to evaluate and underwrite investment managers and funds for prospective investment as well as to monitor existing managers and existing assets. The team is also responsible for creating the overall investment strategy and portfolio construction, and responding to evolving market conditions.

A separate individual within the Alternatives team oversees the Opportunity Portfolio, comprised of investment strategies that are either tactical, innovative, or that don't fit the mandates of OPERF's other asset classes. Examples include private credit, medical and entertainment royalties, and reinsurance investment strategies. The portfolio is unconstrained and may invest in liquid or illiquid mandates.

In addition, the Alternatives team provides investment oversight and investment recommendations for the alternative asset allocations for both the Common School Fund (CSF) and State Accident Insurance Fund (SAIF) investment portfolios managed by Oregon State Treasury.

### Portfolio Risk & Research team

The four-person investment risk team is the principal team focused on Asset Allocation and Risk Management for the asset pools managed by the Investment Management Program. While other teams described above consider risk management for their respective asset class, the Portfolio Risk & Research team uses various platforms, such as BlackRock Solutions Aladdin, to report to the OIC and the Chief Investment Officer on the investment risks – such as currency and economic sector exposures – of entire portfolios. This includes reviewing asset allocations, e.g., the likely impact of changing allocations to asset classes such as public equity, private equity, and fixed



## Investment Services

income. Finally, the team also evaluates the materiality of Environmental, Social, and Governance (ESG) factors, and if found meaningful, methods of incorporating those considerations into investment selection.

The primary function of the Portfolio Risk & Research team is to support the Chief Investment Officer on various “top of the house” initiatives related to investments and portfolio oversight. The team also supports the investment teams on portfolio construction and new strategy evaluations.

## Investment Operations Program Unit Narrative

### Expenditure by fund type, positions, and full-time equivalents

	Other Funds-L	Positions	FTE
2021-23 LAB	6,570,472	18	18.00
2023-25 LAB	7,240,425	18	18.00
Difference	669,953	-	-
Percent Change	10.2%	0.0%	0.0%

The Legislatively Adopted Budget of \$7,240,425 million Other Funds-Limited continues funding for the Investment Operations Program at the current service level for 2023-25.

### Activities, programs, and issues in the program unit base budget

Functional areas include Investment Accounting, Trade Operations, Performance Reporting, Reconciliation, and Data Management. Through these functions, the investment operations program is also responsible for identifying cost saving measures, efficiencies, enhancements, data oversight, and implementation of risk mitigation measures. The team supports all areas of the Investment Services program including Fixed Income, Public Equities, Risk Parity, Private Equity, Real Estate, Real Assets, and Diversifying Strategies, and works closely with the Portfolio Risk and Research Team, and at the direction of the Chief Investment Officer.

#### Investment Accounting

The Investment Accounting team is responsible for Cash Management, Portfolio Administration, Financial Reporting, and Expense Oversight. The team produces financial statements for state managed investment pools in accordance with GASB 31. The cash management function is carried out daily, so that portfolio managers know how much cash is available to invest each day. Dollar amounts are material, and daily interest can earn participants a significant long term compounded rate. Thus, the opportunity cost of not investing is significant. Lastly, expense tracking protects the program by ensuring the accuracy of vendor and asset manager fees paid.

#### Trade Operations

The Trade Operations Team is responsible for trade processing, reconciliation, and settlement. Without proper controls, oversight, and process, errors can be extremely costly. Trade amounts often exceed hundreds of millions of dollars daily. The team also processes Corporate Actions and performs Cash Reconciliation. All of which allow for accurate beginning and end of day valuations to inform investment decision-making.

## Investment Reconciliation

Reconciliation includes review of performance and asset valuations across vendors and platforms. The team reviews all monthly custodial data, consultant data, and portfolio management data for accuracy. As a result, the team consistently identifies wide-ranging discrepancies over time, which may lead to material corrections. Gone unnoticed, errors can lead to improper valuations, performance, and crediting rates, and even inaccurate funded status for the pension.

## Data Management

Data Management includes managing security information, characteristics, data feeds, and account processing. Data analysts play a key role in separating portfolio management responsibilities and data management to protect the organization from conflicts of interest, fraudulent activity, and trade compliance. Additionally, the data function oversees data flow across platforms, proactively reviews access and permissions, and takes corrective measures when necessary.

## Performance and Reporting

Performance oversight is a mission critical function of the Investment Operations Team. This includes review of fund and plan performance to ensure gains and losses are reflected accurately. The team is responsible for creating efficiencies and controls through centralization and automation of the reporting function. Also produced are a number of internal business intelligence reports for investment officers, as well as numerous website reports for public consumption, and public records requests.

## **Background information**

The Operations Program provides checks and balances for the organization and addresses key organizational and operational risks. Providing these controls protects the State's position as a market leader and the need to fulfill fiduciary responsibilities. The Program consistently produces bottom line results in addressing risk, optimizing capacity, implementing data quality control measures, and cost savings.

## Data Quality and Controls

Enhanced risk mitigation and data analytics capabilities have helped uncover significant reporting errors by external service providers. In some cases, these errors date back several years. The identification and rectification of reporting errors have led to material adjustments and in some cases increased OPERF investment performance and valuations. Gone undiscovered, these issues can lead to understated (or overstated) values resulting in erroneous participant crediting rates and an inaccurate measure of the pension plan's funded status.





# Investment Services

## Segregation of Duties and Resource Optimization

Continued utilization of technology (Blackrock's Aladdin platform) and the evolution and maturation of dedicated OST operational staff and infrastructure have enabled Investment Officers to focus on informed decision-making and produce positive results. Assets managed internally have consistently outperformed their respective benchmarks in aggregate over time. As assets have grown, the portion of internally managed assets have also grown, and the ability to support portfolio management has grown in lockstep. The result of which has been positive bottom-line results.

## Investment Legal and Compliance Program Unit Narrative

### Expenditure by fund type, positions, and full-time equivalents

	Other Funds-L	Positions	FTE
2021-23 LAB	5,184,782	11	10.80
2023-25 LAB	6,648,798	13	12.84
Difference	1,464,016	2	2.04
Percent Change	28.2%	18.2%	18.9%

The Legislatively Adopted Budget of \$6,648,798 million Other Funds-Limited continues funding for the Investment Legal and Compliance Program at the current service level for 2023-25 and includes a policy option package to grow the program's staffing levels in a manner that is commensurate in scale to the growth of the programs the program supports.

### Activities, programs, and issues in the program unit base budget

#### Investment Legal and Compliance Program

The Investment Legal and Compliance Program consists of two separate and distinct functions. Legal staff performs authorized legal work for Treasury in accordance with an interagency agreement with the Department of Justice, as described in more detail below. Separately, compliance personnel monitor and evaluate compliance with applicable policies, procedures, and contractual obligations.

#### Legal Function

Legal staff oversee a broad range of investment-related legal issues and transactions for the Investments program. Legal staff ensures that activities comply with applicable laws and policies and supports the efforts of the Oregon Investment Council and the State Treasurer to fulfill their fiduciary duties. Legal staff provides a critical support function in meeting agency objectives. Treasury attorneys possess specialized knowledge and expertise and are well-positioned to understand complex and sophisticated investment transactions and business needs in order to support Treasury's investment management goals. Having in-house attorneys at Treasury is consistent with the statutory fiduciary duties applicable to managing the state's pension funds. Further, by supporting the investment goals, legal staff provide a material service to the state and its pensioners.

Treasury attorneys provide a high level of expertise and responsiveness without generating additional legal costs. Due to the high volume and complexity of Treasury's legal matters that require specialized experts, DOJ engages independent outside counsel to assist, at

Treasury's request and in the Attorney General's sole discretion. The presence of in-house Treasury attorneys notably reduces the costs associated with using external counsel.

Treasury attorneys monitor and implement appropriate industry best practices, ensure Treasury's compliance with applicable law, regulation, and policy, including fiduciary obligations, and allow Treasury to in-source legal work that would otherwise be performed by outside counsel, reducing Treasury's legal costs. Treasury's legal staff is an essential resource to Treasury, providing a demonstrable benefit to the state.

## Compliance Function

Compliance staff supports the continued growth of the Investment Program, including the overall strategy to manage more assets internally within Treasury's capital markets portfolio, by providing oversight and process improvement in the areas set forth below. Treasury's recent significant growth has created an increased need for well-developed and sophisticated internal controls. The Division's compliance staff plays an essential role in ensuring that those controls are implemented, followed, and maintained.

Compliance is in the process of implementing a comprehensive roadmap and modernization plan to achieve effective oversight. The program is in a phase of modernization and process improvement and seeks to fully support the continued growth of the investment programs and the increasing volume and sophistication of its activities. Compliance staff must possess significant and sophisticated investment management knowledge and technical proficiency to address the constantly changing and increasingly complex investment management landscape.

This modernization includes the development of executive level reporting, which provides accurate views into compliance status across the Business Units. The ability to view summary compliance reports allows close monitoring of Treasury funds and reduces the risk within the asset management process. Compliance staff compiles and files numerous regulatory filings that apply to Treasury's investment activity, including filings with the New York Federal Reserve, the Securities and Exchange Commission and numerous other domestic and international regulatory agencies. To appropriately support Treasury's investment activities, regulatory compliance is critical in preserving Treasury's good standing with regulatory bodies across the globe. Additionally, Treasury has improved its technological resources, allowing compliance staff to closely monitor external investment managers in a scalable way, improving efficiency and allowing staff to increase its breadth of coverage. This monitoring function ensures that externally managed assets are managed in a manner that is consistent with applicable regulatory requirements and Treasury's contractual obligations and policies. Compliance staff utilizes the Blackrock Aladdin platform to perform active monitoring of all internally traded portfolios. The compliance team codes and monitors rules within the Blackrock Aladdin system and immediately addresses breaches of those rules. This monitoring function allows Treasury to ensure that Treasury investment staff manages its internally traded portfolios in accordance to policy mandates.

Compliance staff manages the personal trading program for Treasury. On a quarterly basis, compliance staff reviews the personal trading activity of those individuals who are required to report such activity pursuant to Oregon law and Treasury policy. Compliance staff reports the trading activity in accordance with state statutory requirements. As part of Treasury's ongoing modernization efforts, Treasury has implemented new systems that allow compliance staff to more effectively monitor and analyze personal trading activity, ensuring that designated staff are engaging in personal trading activity that is compliant with applicable law and policy.

Compliance staff reviews and monitors the policies of the Oregon Investment Council and the Business Units to ensure that Treasury and Treasury staff are performing in accordance to the practices mandated by Treasury's policies. Recommendations are made on controls, processes and policy improvement, and recommendations are presented to Treasury's Compliance Executive Committee.

Treasury engages many external vendors for assistance in performing the asset management function. These vendors may provide services that vary from purely informational to those that establish and impact Treasury's official investment and accounting records. Compliance staff performs critical oversight of these vendors and ensures internal controls are effective. Compliance staff also authorizes and manages access to these essential vendors and systems.

## **Background information**

### Treasury and DOJ Agreement

In 2015, Treasury and the Department of Justice entered into an interagency agreement governing the terms by which Treasury hires its own attorneys. As the chief law officer of the state, the Attorney General currently is exclusively responsible for providing legal services to Treasury or authorizing other legal representation for Treasury. Treasury enters dynamic, highly specialized, and complex transactions on the state's behalf. Treasury's work in this area requires prompt and seamless access to legal advice and services to maximize that benefit. The Attorney General determined that Treasury's ability to hire its own attorneys protects the interests of the state and, accordingly, Treasury attorneys take on a limited scope of work. The Attorney General has appointed a specified number of Treasury employees as Special Assistant Attorneys General ("SAAGs"). These SAAGs are qualified to practice law in Oregon and are specially qualified to perform the agreed upon scope of work pursuant to the agreement. The Attorney General retains the right to decline to appoint any attorney as a SAAG or withdraw any existing appointment. A DOJ attorney is designated as a supervising attorney of the SAAGs and the DOJ and Treasury teams regularly meet to coordinate and discuss legal matters and trends.

## Investment Services Essential and Policy Packages

### Essential Packages

The Current Service Level (CSL) is required by law and is an estimate of the cost to continue current legislatively-approved programs into the 2023-25 biennium. Essential Packages are the means by which these costs are estimated and budgeted in a standardized format by agencies and evaluated for compliance with these standards by the Department of Administrative Services (DAS). Treasury followed all of these requirements in building the Essential Packages for the 2023-25 biennium.

The narrative below briefly describes each Essential Package, and fiscal details for each package are included in the reports at the end of this section, broken out by fund type, category (e.g., Personal Services, Services and Supplies, etc.), and positions/FTE if necessary.

#### **010 Non-PICS Psnl Svc / Vacancy Savings**

This package contains adjustments to the base budget as directed in 2023-25 Budget Instructions. These adjustments include: standard vacancy factor calculations, non-PICS generated Personal Services inflation adjustments, mass transit taxes, and Pension Obligation Bond assessments.

#### **022 Phase-Outs**

Phase-out package adjustments are generally necessary to take one-time costs approved as part of policy option packages in 2021-23 and remove them from the 2023-25 biennium budget. Phase-outs in this SCR are necessary for one-time staff-related services and supplies expenses in the Expendable Property accounts included in 2021-23 policy option packages.

#### **031 Standard Inflation**

This package provides for standard inflation on all Services and Supplies and Capital Outlay. All expenditure categories were increased by the standard inflation rates defined by DAS in the Budget Instructions, including Professional Services (8.80%), Attorney General (17.67%), Rent (18.54%), and remaining accounts (4.20%). State Government Services Charges were adjusted to match the DAS Price List as required.

#### **060 Technical Adjustments**

This package moves Other Funds-Limited expenditure limitation in a net-zero shift from Capital Outlay to Services and Supplies to re-align expenditures across budget categories based on where actual expenditures are incurred in practice, and is accomplished consistent with Budget Instructions.



## Investment Services

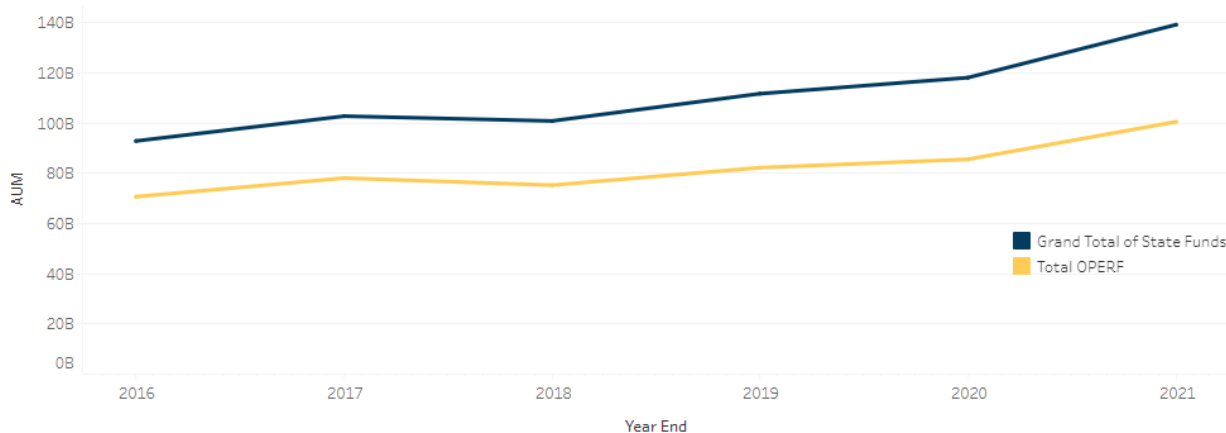
This package also redistributes Other Funds-Limited expenditure limitation between Rent accounts on a net-zero basis agency-wide, including between both SCRs and DCRs. Package entries were necessary to ensure costs associated with the resilience functionality available to all Treasury programs via the new Mill Creek facility (and not just those housed in the facility) were allocated equitably, and to accommodate substantial pandemic-driven changes in the hybrid work environment. Treasury revised how rent is allocated to benefiting programs to address these issues in both the 2021-23 and 2023-25 biennia, and the net-zero redistribution of budgeted Rent in this package implements this updated allocation methodology across Treasury programs in the current service level budget.

## Package 104 – Portfolio Governance: Investments

### Purpose

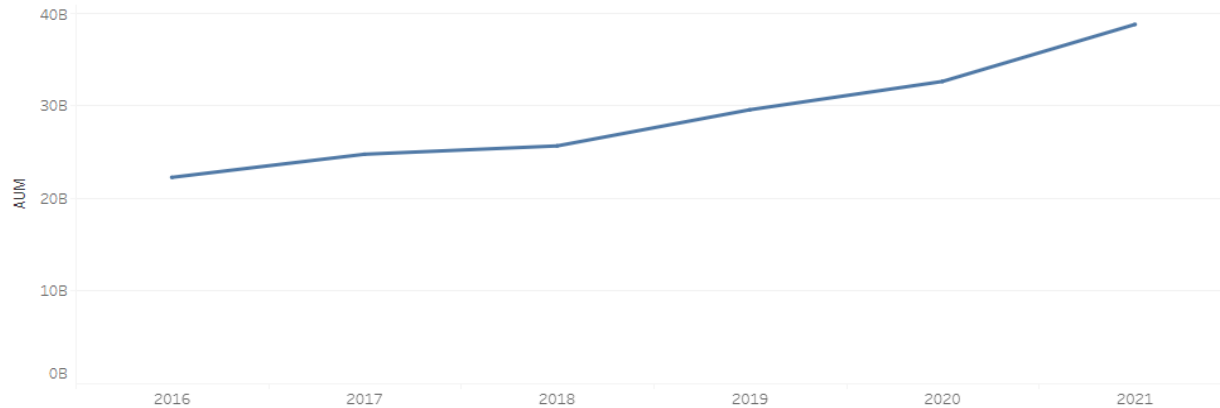
Over the past 5 years, the Investment Division has seen State managed investments grow from \$93 billion to more than \$139 billion, or by about fifty percent. As assets under management increase materially, the corresponding level of attention required to effectively manage portfolios, risk, and provide program oversight increase respectively. The below chart reflects the continued growth of total assets, as well as growth in pension assets (OPERF) from 2016 to 2021.

AUM Growth Since 2016



OPERF, the State's pension plan, comprises the majority of assets under management at approximately 70%. In addition to the pension program, the Investment Division oversees an additional \$40B+ of non-pension assets that includes the State's cash management account (Oregon Short Term Fund), the State Accident Insurance Fund, the Common School Fund, Department of Veterans Affairs, the Oregon Savings Growth Plan (OSGP) and a number of other programs varying in size and complexity (about 17 plans in total). Over the past five years, the assets for these funds have roughly doubled.

Non-OPERF AUM Since 2016



Adding a position to provide comprehensive oversight across these programs will help to ensure portfolio structure, policy, and member service needs are met and ultimately help to fulfill fiduciary responsibilities of the office of the State Treasurer. Effective portfolio management and the ability to provide a high level of service to state agencies, local governments, and citizens of Oregon is critical to the State's long term financial viability.

## How Achieved

### Service Model Program Manager

Adding a Service Model Program Manager position will support Oregon's large, global, and increasingly complex investment program with appropriate levels of personnel, resources, and capacity. Proper level of oversight across all State funds requires augmenting existing portfolio review and attention to policy. The position will help to support the application of industry and fiduciary best practice standards across all areas of the Investment Program.

Centralization of service model standards, and implementation thereof, will help to achieve the necessary level of attention for all portfolios in the following areas:

- Standardized Investment Policies, Statements, and Guidelines
- Optimized Portfolio Construction and Asset Allocation
- Improved Monitoring of Fund Performance and Strategy
- Enhanced Client/Constituent Communication and Deliverables



This package is the continuation of a deliberate, measured expansion of the Investment Program in support of the following strategic objectives:

- Expand front-, middle-, and back-office capacity and improve coverage levels consistent with industry and fiduciary best practice standards; and
- Realize cost and scale economies through judicious allocation of select investment and operational activities.

Adding the Service Model Program Manager reflects the continuation of strategic objectives set forth with Legislative support over the years and is a reflection of the ongoing maturation of the Investment program.

### Staffing Impact

Treasury is requesting the establishment of one new permanent, full-time (PF) position phased-in early in the biennium:

Action	Classification	Type	Pos	FTE	Phase-In Date
Establish	Senior Investment Analyst	PF	1	0.92	9/1/2023

Permanent, full-time positions and corresponding personal services expenditure limitation will automatically phase in to 24 months/1.00 FTE in the 2025-27 biennium.

### **Quantifying Results**

Although there are no directly attributable cost savings to the Service Model Program Manager Position, there are benefits specific to risk reduction, improved governance, and enhanced service to members.

Enabling centralized program and portfolio oversight within the Investment Division will improve portfolio monitoring, help to reduce organizational and operational risk, and provide greater consistency to policy and implementation. Additionally, relationship management capabilities will be improved, thus increasing the degree of service and attention to portfolios and constituents.

Although there may be no directly attributable cost savings, there is potential for indirect cost savings and enhanced returns. In the current state, oversight functions are shared across Asset Classes, Investment Officers, and Portfolio Managers. Centralization will lead to better utilization of resources, as Investment Officers will be able to focus more on value-add functions and making prudent investment decisions.

Ultimately the position will allow for better service to members, risk reduction, better plan oversight, and effective resource utilization.



# Investment Services

## Revenue Source

Other Funds collected through administrative fees charged on assets under management.

## Package 105 – Internal Controls & Support: Legal

Note Regarding Changes to this POP in LAB from what was requested in GB. This package was adopted by the Legislature, but two of the four requested positions (and relevant position-related services and supplies) were not included in the Budget Report recommendation and were therefore not adopted by the Legislature. Narrative relating to the positions remain unchanged in this section for reference purposes, but the positions not recommended and adopted are lined out in the Staffing Impact section for clarity.

### Purpose

The staff of the Legal & Compliance Division (the “Division”) perform authorized legal work for the Office of the State Treasurer (“Treasury”), overseeing a broad range of investment issues and transactions. The Division also supports the regulatory and investment compliance, and operational process activities, of the Investment Division. Treasury, and the Investment Division in particular, have seen a substantial expansion in recent years, resulting in both a significantly increased volume of legal work and a need for more sophisticated internal controls. To meet the agency’s business needs, the Division’s staffing levels will need to grow in a manner that is commensurate in scale to the growth of the programs the Division supports. To keep pace with this growth, the Division requests a total of 4 new positions.

### How Achieved

The Division requests two (2) new Associate General Counsel positions to assist with its expanding legal workload. The Investment Division and the Oregon Savings Network (together, the “Business Divisions”) have experienced substantial growth in recent years and will continue to expand, resulting in a significant increase in the volume of legal work required to meet their business needs. The Division provides legal advice and transactional support to the Business Divisions and is currently experiencing a volume of workload that exceeds the capacity of existing legal staff. During this time of Treasury’s rapid expansion, the number of Treasury’s attorneys has not increased at a commensurate rate.

Treasury and the Oregon Department of Justice (“DOJ”) have had discussions regarding amending the interagency agreement that has been in place between the agencies since December 2015 (the “Agreement”) to both increase the number of attorneys at Treasury and to expand their scope of work. In addition to the increase in the Division’s existing workload, if the parties agree that certain legal work currently handled by DOJ, including legal work for the Finance Division and the Debt Management Division, will be transferred to the Treasury attorneys, the agency will need additional permanent full-time attorneys to manage the new work.

Treasury attorneys interface with the professionals in the Business Divisions on a regular basis and consequently, are well-positioned to understand the business needs in order to support their financial management goals. The presence of in-house attorneys results in improved expertise, responsiveness, and measurable cost savings to Treasury. Approval of the request for two (2) new permanent

full-time attorneys does not require any new statutory changes and is subject only to modifications of the Agreement to be agreed upon between DOJ and Treasury. If the request is not approved, Treasury will need to rely on external counsel, including DOJ, which comes at a significant cost to Treasury.

The Division also requests two (2) new positions, consisting of one (1) Compliance Manager (Principal Executive/Manager F) and one (1) Senior Investment Compliance Analyst (Operations and Policy Analyst 4) to assist with its expanding workload. Treasury's recent significant growth has created an increased need for well-developed and sophisticated internal controls. To adequately support the continued growth of the Investment Division and the overall strategy to manage more assets internally within Capital Markets, the compliance function needs to develop and grow at a complementary pace. In 2018, the Division committed resources to further developing the compliance team to address the needs of the Investment Division. The two resources that the Division is requesting for compliance will be dedicated to supporting production-related tasks that will be the byproduct of the compliance buildout. Specifically, new staff will support enhanced and improved (1) executive level compliance reporting, (2) due diligence practices and oversight in the private

Action	Classification	Type	Pos	FTE	Phase-In Date
Establish	Principal Executive/Manager I	PF	1	0.92	9/1/2023
Establish	Principal Executive/Manager I	PF	1	0.92	9/1/2023
Establish	Principal Executive/Manager F	PF	1	-0.92	9/1/2023
Establish	Operations & Policy Analyst 4	PF	1	-0.92	9/1/2023

and public markets, (3) oversight over investments related vendors, (4) development of new controls across multiple systems, (5) Treasury and personal trading oversight, and (6) regulatory filings.

## Staffing Impact

As noted at the beginning of this POP narrative, requested positions in the table below with ~~strike through text~~ were not recommended and adopted by the Legislature, and detail is left here for reference purposes only.

Treasury is requesting the establishment of four new permanent, full-time (PF) positions phased-in early in the biennium:

Permanent, full-time positions and corresponding personal services expenditure limitation will automatically phase in to 24 months/1.00 FTE in the 2025-27 biennium.



# Investment Services

## **Quantifying Results**

It is the goal of the compliance team to be a valuable resource that mitigates risk within Treasury. The compliance buildout is needed to support the growth of Treasury, including the movement to internal management, and to achieve increased transparency and more effective oversight.

Treasury's long-term goals and mission include, among other objectives, the provision of prudent financial management. The Division provides a critical support function in meeting agency objectives. The Division's continuing goal is to provide excellent service and support to the agency staff that it serves. Successful expansion of the Division will be a key component in supporting the continuing growth, professionalization, and development of Treasury.

## **Revenue Source**

Other Funds collected through administrative fees charged on assets under management.

## Related Packages

In addition to the Essential and Policy Packages impacting this program area described in prior pages, there are a number of packages that have an indirect or aggregate impact on this program area (on cost allocation transfers and possibly revenues only), and they are described in summary below.

The 08x package series is for Emergency Board actions after April of even numbered years, and the 09x package series is for Statewide Packages generally directed by the Department of Administrative Services (DAS) during the Governors Budget process. The 09x package series is then generally eliminated and reinserted/revised as necessary in the 8xx series of packages in the Legislative Adopted Budget.

Treasury has an 081 Package for the 2023-25 Legislatively Adopted Budget that only indirectly impacts this program area as described further below, as well as an 810 – Statewide Adjustments package for the Statewide AG Adjustment that reflects a reduction in the standard Attorney General rates (previously in the 092 Package in GB), and for a Statewide Adjustment to DAS Charges to reflect modifications to State Government Service Charges and DAS pricelist charges for services to this program area (previously in the 093 Package in GB).

The 08x and Policy Packages described in this section impact only Transfers and/or Revenues in this program area, and do not impact expenditure limitation or position/FTE counts. Specifically, packages for the Administrative Services program area are supported via cost allocation transfers by operational programs in Treasury, and accordingly each of these POPs drive adjustments to Transfers for all operational programs. Revenues are only impacted when a specific program can adjust their revenues to accommodate fluctuations in budgeted expenses via an assessment rather than service fees, and revenues are adjusted as appropriate.

The Administrative Services Policy Packages with cost allocation impacts to this program area in the 2023-25 Legislatively Adopted Budget include:

- POP 081 – June 2022 Emergency Board
- POP 101 – Ready, Resilient Operations: IT
- POP 103 – Capacity & Resilience: Government Services

Details relating to these POPs can be found in the Administrative Services section of this budget document, and in the State and Local Government Financial Services section for POP 103.



## Investment Services

The Administrative Services Policy Packages with cost allocation impacts to this program area in the 2023-25 Legislatively Adopted Budget include:

- POP 081 – June 2022 Emergency Board
- POP 101 – Ready, Resilient Operations: IT
- POP 103 – Capacity & Resilience: Government Services

Details relating to these POPs can be found in the Administrative Services section of this budget document, and in the State and Local Government Financial Services section for POP 103.



# Investment Services

## ESSENTIAL AND POLICY PACKAGE FISCAL IMPACT SUMMARY

Treasury, Oregon State  
Pkg: 010 - Vacancy Factor and Non-ORPICS Personal Services

Cross Reference Name: Investment Services  
Cross Reference Number: 17000-030-00-00-00000

Description	General Fund	Lottery Funds	Other Funds	Federal Funds	Nonlimited Other Funds	Nonlimited Federal Funds	All Funds
<b>Personal Services</b>							
Temporary Appointments	-	-	1,522	-	-	-	1,522
Overtime Payments	-	-	119	-	-	-	119
All Other Differential	-	-	157,444	-	-	-	157,444
Public Employees' Retire Cont	-	-	28,235	-	-	-	28,235
Pension Obligation Bond	-	-	199,116	-	-	-	199,116
Social Security Taxes	-	-	12,170	-	-	-	12,170
Unemployment Assessments	-	-	302	-	-	-	302
Paid Family Medical Leave Insurance	-	-	630	-	-	-	630
Mass Transit Tax	-	-	22,946	-	-	-	22,946
Vacancy Savings	-	-	(229,036)	-	-	-	(229,036)
<b>Total Personal Services</b>	-	-	<b>\$193,448</b>	-	-	-	<b>\$193,448</b>
<b>Total Expenditures</b>							
Total Expenditures	-	-	193,448	-	-	-	193,448
<b>Total Expenditures</b>	-	-	<b>\$193,448</b>	-	-	-	<b>\$193,448</b>
<b>Ending Balance</b>							
Ending Balance	-	-	(193,448)	-	-	-	(193,448)
<b>Total Ending Balance</b>	-	-	<b>(\$193,448)</b>	-	-	-	<b>(\$193,448)</b>

\_\_\_\_ Agency Request  
2023-25 Biennium

\_\_\_\_ Governor's Budget  
Page \_\_\_\_\_

\_\_\_\_ Legislatively Adopted  
Essential and Policy Package Fiscal Impact Summary - BPR013





# Investment Services

## ESSENTIAL AND POLICY PACKAGE FISCAL IMPACT SUMMARY

Treasury, Oregon State  
Pkg: 022 - Phase-out Pgm & One-time Costs

Cross Reference Name: Investment Services  
Cross Reference Number: 17000-030-00-00-00000

Description	General Fund	Lottery Funds	Other Funds	Federal Funds	Nonlimited Other Funds	Nonlimited Federal Funds	All Funds
<b>Services &amp; Supplies</b>							
Expendable Prop 250 - 5000	-	-	(12,591)	-	-	-	(12,591)
IT Expendable Property	-	-	(11,976)	-	-	-	(11,976)
<b>Total Services &amp; Supplies</b>	-	-	<b>(\$24,567)</b>	-	-	-	<b>(\$24,567)</b>
<b>Total Expenditures</b>							
Total Expenditures	-	-	(24,567)	-	-	-	(24,567)
<b>Total Expenditures</b>	-	-	<b>(\$24,567)</b>	-	-	-	<b>(\$24,567)</b>
<b>Ending Balance</b>							
Ending Balance	-	-	24,567	-	-	-	24,567
<b>Total Ending Balance</b>	-	-	<b>\$24,567</b>	-	-	-	<b>\$24,567</b>

\_\_\_\_ Agency Request  
2023-25 Biennium

\_\_\_\_ Governor's Budget  
Page \_\_\_\_\_

\_\_\_\_ Legislatively Adopted  
Essential and Policy Package Fiscal Impact Summary - BPR013



# Investment Services

## ESSENTIAL AND POLICY PACKAGE FISCAL IMPACT SUMMARY

Treasury, Oregon State  
Pkg: 031 - Standard Inflation

Cross Reference Name: Investment Services  
Cross Reference Number: 17000-030-00-00-00000

Description	General Fund	Lottery Funds	Other Funds	Federal Funds	Nonlimited Other Funds	Nonlimited Federal Funds	All Funds
<b>Services &amp; Supplies</b>							
Instate Travel	-	-	458	-	-	-	458
Out of State Travel	-	-	9,007	-	-	-	9,007
Employee Training	-	-	14,050	-	-	-	14,050
Office Expenses	-	-	3,038	-	-	-	3,038
Telecommunications	-	-	6,068	-	-	-	6,068
State Gov. Service Charges	-	-	114,153	-	-	-	114,153
Data Processing	-	-	10,656	-	-	-	10,656
Publicity and Publications	-	-	100	-	-	-	100
Professional Services	-	-	97,381	-	-	-	97,381
IT Professional Services	-	-	4,906	-	-	-	4,906
Attorney General	-	-	52,544	-	-	-	52,544
Employee Recruitment and Develop	-	-	1,574	-	-	-	1,574
Dues and Subscriptions	-	-	7,114	-	-	-	7,114
Facilities Rental and Taxes	-	-	278,715	-	-	-	278,715
Facilities Maintenance	-	-	381	-	-	-	381
Agency Program Related S and S	-	-	24,139	-	-	-	24,139
Other Services and Supplies	-	-	1,068	-	-	-	1,068
Expendable Prop 250 - 5000	-	-	237	-	-	-	237
IT Expendable Property	-	-	521	-	-	-	521
<b>Total Services &amp; Supplies</b>	-	-	<b>\$626,110</b>	-	-	-	<b>\$626,110</b>

\_\_\_\_ Agency Request  
2023-25 Biennium

\_\_\_\_ Governor's Budget  
Page \_\_\_\_\_

\_\_\_\_ Legislatively Adopted  
Essential and Policy Package Fiscal Impact Summary - BPR013



# Investment Services

## ESSENTIAL AND POLICY PACKAGE FISCAL IMPACT SUMMARY

Treasury, Oregon State  
Pkg: 031 - Standard Inflation

Cross Reference Name: Investment Services  
Cross Reference Number: 17000-030-00-00-00000

Description	General Fund	Lottery Funds	Other Funds	Federal Funds	Nonlimited Other Funds	Nonlimited Federal Funds	All Funds
<b>Capital Outlay</b>							
Technical Equipment	-	-	6,714	-	-	-	6,714
<b>Total Capital Outlay</b>	-	-	<b>\$6,714</b>	-	-	-	<b>\$6,714</b>
<b>Total Expenditures</b>							
Total Expenditures	-	-	632,824	-	-	-	632,824
<b>Total Expenditures</b>	-	-	<b>\$632,824</b>	-	-	-	<b>\$632,824</b>
<b>Ending Balance</b>							
Ending Balance	-	-	(632,824)	-	-	-	(632,824)
<b>Total Ending Balance</b>	-	-	<b>(\$632,824)</b>	-	-	-	<b>(\$632,824)</b>

\_\_\_\_ Agency Request  
2023-25 Biennium

\_\_\_\_ Governor's Budget  
Page \_\_\_\_\_

\_\_\_\_ Legislatively Adopted  
Essential and Policy Package Fiscal Impact Summary - BPR013



# Investment Services

## ESSENTIAL AND POLICY PACKAGE FISCAL IMPACT SUMMARY

Treasury, Oregon State  
Pkg: 060 - Technical Adjustments

Cross Reference Name: Investment Services  
Cross Reference Number: 17000-030-00-00-00000

Description	General Fund	Lottery Funds	Other Funds	Federal Funds	Nonlimited Other Funds	Nonlimited Federal Funds	All Funds
<b>Services &amp; Supplies</b>							
Facilities Rental and Taxes	-	-	777,839	-	-	-	777,839
Agency Program Related S and S	-	-	166,578	-	-	-	166,578
<b>Total Services &amp; Supplies</b>	-	-	<b>\$944,417</b>	-	-	-	<b>\$944,417</b>
<b>Capital Outlay</b>							
Technical Equipment	-	-	(166,578)	-	-	-	(166,578)
<b>Total Capital Outlay</b>	-	-	<b>(\$166,578)</b>	-	-	-	<b>(\$166,578)</b>
<b>Total Expenditures</b>							
Total Expenditures	-	-	777,839	-	-	-	777,839
<b>Total Expenditures</b>	-	-	<b>\$777,839</b>	-	-	-	<b>\$777,839</b>
<b>Ending Balance</b>							
Ending Balance	-	-	(777,839)	-	-	-	(777,839)
<b>Total Ending Balance</b>	-	-	<b>(\$777,839)</b>	-	-	-	<b>(\$777,839)</b>

\_\_\_\_ Agency Request  
2023-25 Biennium

\_\_\_\_ Governor's Budget  
Page \_\_\_\_\_

\_\_\_\_ Legislatively Adopted  
Essential and Policy Package Fiscal Impact Summary - BPR013



# Investment Services

## ESSENTIAL AND POLICY PACKAGE FISCAL IMPACT SUMMARY

Treasury, Oregon State  
Pkg: 081 - June 2022 Emergency Board

Cross Reference Name: Investment Services  
Cross Reference Number: 17000-030-00-00-00000

Description	General Fund	Lottery Funds	Other Funds	Federal Funds	Nonlimited Other Funds	Nonlimited Federal Funds	All Funds
<b>Transfers Out</b>							
Transfer Out - Intrafund	-	-	(73,102)	-	-	-	(73,102)
<b>Total Transfers Out</b>	-	-	<b>(\$73,102)</b>	-	-	-	<b>(\$73,102)</b>
<b>Ending Balance</b>							
Ending Balance	-	-	(73,102)	-	-	-	(73,102)
<b>Total Ending Balance</b>	-	-	<b>(\$73,102)</b>	-	-	-	<b>(\$73,102)</b>

\_\_\_\_ Agency Request  
2023-25 Biennium

\_\_\_\_ Governor's Budget  
Page \_\_\_\_\_

\_\_\_\_ Legislatively Adopted  
Essential and Policy Package Fiscal Impact Summary - BPR013



# Investment Services

## ESSENTIAL AND POLICY PACKAGE FISCAL IMPACT SUMMARY

Treasury, Oregon State  
Pkg: 092 - Statewide AG Adjustment

Cross Reference Name: Investment Services  
Cross Reference Number: 17000-030-00-00-00000

Description	General Fund	Lottery Funds	Other Funds	Federal Funds	Nonlimited Other Funds	Nonlimited Federal Funds	All Funds
<b>Services &amp; Supplies</b>							
Attorney General	-	-	-	-	-	-	-
<b>Total Services &amp; Supplies</b>	-	-	-	-	-	-	-
<b>Total Expenditures</b>							
Total Expenditures	-	-	-	-	-	-	-
<b>Total Expenditures</b>	-	-	-	-	-	-	-
<b>Ending Balance</b>							
Ending Balance	-	-	-	-	-	-	-
<b>Total Ending Balance</b>	-	-	-	-	-	-	-

\_\_\_\_ Agency Request  
2023-25 Biennium

\_\_\_\_ Governor's Budget  
Page \_\_\_\_\_

\_\_\_\_ Legislatively Adopted  
Essential and Policy Package Fiscal Impact Summary - BPR013



# Investment Services

## ESSENTIAL AND POLICY PACKAGE FISCAL IMPACT SUMMARY

Treasury, Oregon State  
Pkg: 093 - Statewide Adjustment DAS Chgs

Cross Reference Name: Investment Services  
Cross Reference Number: 17000-030-00-00-00000

Description	General Fund	Lottery Funds	Other Funds	Federal Funds	Nonlimited Other Funds	Nonlimited Federal Funds	All Funds
<b>Services &amp; Supplies</b>							
Agency Program Related S and S	-	-	-	-	-	-	-
<b>Total Services &amp; Supplies</b>	-	-	-	-	-	-	-
<b>Total Expenditures</b>							
Total Expenditures	-	-	-	-	-	-	-
<b>Total Expenditures</b>	-	-	-	-	-	-	-
<b>Ending Balance</b>							
Ending Balance	-	-	-	-	-	-	-
<b>Total Ending Balance</b>	-	-	-	-	-	-	-

\_\_\_\_ Agency Request  
2023-25 Biennium

\_\_\_\_ Governor's Budget  
Page \_\_\_\_\_

\_\_\_\_ Legislatively Adopted  
Essential and Policy Package Fiscal Impact Summary - BPR013



# Investment Services

## ESSENTIAL AND POLICY PACKAGE FISCAL IMPACT SUMMARY

Treasury, Oregon State  
Pkg: 101 - Ready, Resilient Operations: IT

Cross Reference Name: Investment Services  
Cross Reference Number: 17000-030-00-00-00000

Description	General Fund	Lottery Funds	Other Funds	Federal Funds	Nonlimited Other Funds	Nonlimited Federal Funds	All Funds
<b>Transfers Out</b>							
Transfer Out - Intrafund	-	-	(498,318)	-	-	-	(498,318)
<b>Total Transfers Out</b>	-	-	<b>(\$498,318)</b>	-	-	-	<b>(\$498,318)</b>
<b>Ending Balance</b>							
Ending Balance	-	-	(498,318)	-	-	-	(498,318)
<b>Total Ending Balance</b>	-	-	<b>(\$498,318)</b>	-	-	-	<b>(\$498,318)</b>

\_\_\_\_ Agency Request  
2023-25 Biennium

\_\_\_\_ Governor's Budget  
Page \_\_\_\_\_

\_\_\_\_ Legislatively Adopted  
Essential and Policy Package Fiscal Impact Summary - BPR013





# Investment Services

## ESSENTIAL AND POLICY PACKAGE FISCAL IMPACT SUMMARY

Treasury, Oregon State  
Pkg: 103 - Capacity & Resilience: Government Services

Cross Reference Name: Investment Services  
Cross Reference Number: 17000-030-00-00-00000

Description	General Fund	Lottery Funds	Other Funds	Federal Funds	Nonlimited Other Funds	Nonlimited Federal Funds	All Funds
<b>Transfers Out</b>							
Transfer Out - Intrafund	-	-	(167,433)	-	-	-	(167,433)
<b>Total Transfers Out</b>	-	-	<b>(\$167,433)</b>	-	-	-	<b>(\$167,433)</b>
<b>Ending Balance</b>							
Ending Balance	-	-	(167,433)	-	-	-	(167,433)
<b>Total Ending Balance</b>	-	-	<b>(\$167,433)</b>	-	-	-	<b>(\$167,433)</b>

\_\_\_\_ Agency Request  
2023-25 Biennium

\_\_\_\_ Governor's Budget  
Page \_\_\_\_\_

\_\_\_\_ Legislatively Adopted  
Essential and Policy Package Fiscal Impact Summary - BPR013



# Investment Services

## ESSENTIAL AND POLICY PACKAGE FISCAL IMPACT SUMMARY

Treasury, Oregon State  
Pkg: 104 - Portfolio Governance: Investments

Cross Reference Name: Investment Services  
Cross Reference Number: 17000-030-00-00-00000

Description	General Fund	Lottery Funds	Other Funds	Federal Funds	Nonlimited Other Funds	Nonlimited Federal Funds	All Funds
<b>Personal Services</b>							
Class/Unclass Sal. and Per Diem	-	-	229,086	-	-	-	229,086
Empl. Rel. Bd. Assessments	-	-	48	-	-	-	48
Public Employees' Retire Cont	-	-	41,052	-	-	-	41,052
Social Security Taxes	-	-	17,525	-	-	-	17,525
Paid Family Medical Leave Insurance	-	-	916	-	-	-	916
Worker's Comp. Assess. (WCD)	-	-	42	-	-	-	42
Flexible Benefits	-	-	36,300	-	-	-	36,300
<b>Total Personal Services</b>	-	-	<b>\$324,969</b>	-	-	-	<b>\$324,969</b>
<b>Services &amp; Supplies</b>							
Instate Travel	-	-	815	-	-	-	815
Out of State Travel	-	-	2,500	-	-	-	2,500
Employee Training	-	-	6,873	-	-	-	6,873
Office Expenses	-	-	3,260	-	-	-	3,260
Telecommunications	-	-	3,804	-	-	-	3,804
Data Processing	-	-	1,052	-	-	-	1,052
Publicity and Publications	-	-	595	-	-	-	595
Employee Recruitment and Develop	-	-	544	-	-	-	544
Dues and Subscriptions	-	-	595	-	-	-	595
Facilities Rental and Taxes	-	-	37,100	-	-	-	37,100
Other Services and Supplies	-	-	585	-	-	-	585
Expendable Prop 250 - 5000	-	-	4,373	-	-	-	4,373

\_\_\_\_ Agency Request  
2023-25 Biennium

\_\_\_\_ Governor's Budget  
Page \_\_\_\_\_

\_\_\_\_ Legislatively Adopted  
Essential and Policy Package Fiscal Impact Summary - BPR013



# Investment Services

## ESSENTIAL AND POLICY PACKAGE FISCAL IMPACT SUMMARY

Treasury, Oregon State  
Pkg: 104 - Portfolio Governance: Investments

Cross Reference Name: Investment Services  
Cross Reference Number: 17000-030-00-00-00000

Description	General Fund	Lottery Funds	Other Funds	Federal Funds	Nonlimited Other Funds	Nonlimited Federal Funds	All Funds
<b>Services &amp; Supplies</b>							
IT Expendable Property	-	-	4,160	-	-	-	4,160
<b>Total Services &amp; Supplies</b>	-	-	<b>\$66,256</b>	-	-	-	<b>\$66,256</b>
<b>Total Expenditures</b>							
Total Expenditures	-	-	391,225	-	-	-	391,225
<b>Total Expenditures</b>	-	-	<b>\$391,225</b>	-	-	-	<b>\$391,225</b>
<b>Ending Balance</b>							
Ending Balance	-	-	(391,225)	-	-	-	(391,225)
<b>Total Ending Balance</b>	-	-	<b>(\$391,225)</b>	-	-	-	<b>(\$391,225)</b>
<b>Total Positions</b>							
Total Positions							1
<b>Total Positions</b>	-	-	-	-	-	-	<b>1</b>
<b>Total FTE</b>							
Total FTE							0.92
<b>Total FTE</b>	-	-	-	-	-	-	<b>0.92</b>

\_\_\_\_ Agency Request  
2023-25 Biennium

\_\_\_\_ Governor's Budget  
Page \_\_\_\_\_

\_\_\_\_ Legislatively Adopted  
Essential and Policy Package Fiscal Impact Summary - BPR013



# Investment Services

## ESSENTIAL AND POLICY PACKAGE FISCAL IMPACT SUMMARY

Treasury, Oregon State  
Pkg: 105 - Internal Controls & Support: Legal

Cross Reference Name: Investment Services  
Cross Reference Number: 17000-030-00-00-00000

Description	General Fund	Lottery Funds	Other Funds	Federal Funds	Nonlimited Other Funds	Nonlimited Federal Funds	All Funds
<b>Personal Services</b>							
Class/Unclass Sal. and Per Diem	-	-	519,288	-	-	-	519,288
Empl. Rel. Bd. Assessments	-	-	96	-	-	-	96
Public Employees' Retire Cont	-	-	93,056	-	-	-	93,056
Social Security Taxes	-	-	39,726	-	-	-	39,726
Paid Family Medical Leave Insurance	-	-	2,078	-	-	-	2,078
Worker's Comp. Assess. (WCD)	-	-	84	-	-	-	84
Flexible Benefits	-	-	72,600	-	-	-	72,600
<b>Total Personal Services</b>	-	-	<b>\$726,928</b>	-	-	-	<b>\$726,928</b>
<b>Services &amp; Supplies</b>							
Instate Travel	-	-	1,630	-	-	-	1,630
Out of State Travel	-	-	5,000	-	-	-	5,000
Employee Training	-	-	15,578	-	-	-	15,578
Office Expenses	-	-	6,520	-	-	-	6,520
Telecommunications	-	-	7,608	-	-	-	7,608
Data Processing	-	-	2,104	-	-	-	2,104
Publicity and Publications	-	-	1,190	-	-	-	1,190
Employee Recruitment and Develop	-	-	1,088	-	-	-	1,088
Dues and Subscriptions	-	-	1,190	-	-	-	1,190
Facilities Rental and Taxes	-	-	74,200	-	-	-	74,200
Other Services and Supplies	-	-	1,170	-	-	-	1,170
Expendable Prop 250 - 5000	-	-	8,746	-	-	-	8,746

\_\_\_\_ Agency Request  
2023-25 Biennium

\_\_\_\_ Governor's Budget  
Page \_\_\_\_\_

\_\_\_\_ Legislatively Adopted  
Essential and Policy Package Fiscal Impact Summary - BPR013



# Investment Services

## ESSENTIAL AND POLICY PACKAGE FISCAL IMPACT SUMMARY

Treasury, Oregon State  
Pkg: 105 - Internal Controls & Support: Legal

Cross Reference Name: Investment Services  
Cross Reference Number: 17000-030-00-00-00000

Description	General Fund	Lottery Funds	Other Funds	Federal Funds	Nonlimited Other Funds	Nonlimited Federal Funds	All Funds
<b>Services &amp; Supplies</b>							
IT Expendable Property	-	-	8,320	-	-	-	8,320
<b>Total Services &amp; Supplies</b>	-	-	<b>\$134,344</b>	-	-	-	<b>\$134,344</b>
<b>Total Expenditures</b>							
Total Expenditures	-	-	861,272	-	-	-	861,272
<b>Total Expenditures</b>	-	-	<b>\$861,272</b>	-	-	-	<b>\$861,272</b>
<b>Ending Balance</b>							
Ending Balance	-	-	(861,272)	-	-	-	(861,272)
<b>Total Ending Balance</b>	-	-	<b>(\$861,272)</b>	-	-	-	<b>(\$861,272)</b>
<b>Total Positions</b>							
Total Positions							2
<b>Total Positions</b>	-	-	-	-	-	-	<b>2</b>
<b>Total FTE</b>							
Total FTE							1.84
<b>Total FTE</b>	-	-	-	-	-	-	<b>1.84</b>

\_\_\_\_ Agency Request  
2023-25 Biennium

\_\_\_\_ Governor's Budget  
Page \_\_\_\_\_

\_\_\_\_ Legislatively Adopted  
Essential and Policy Package Fiscal Impact Summary - BPR013



# Investment Services

## ESSENTIAL AND POLICY PACKAGE FISCAL IMPACT SUMMARY

Treasury, Oregon State  
Pkg: 810 - Statewide Adjustments

Cross Reference Name: Investment Services  
Cross Reference Number: 17000-030-00-00-00000

Description	General Fund	Lottery Funds	Other Funds	Federal Funds	Nonlimited Other Funds	Nonlimited Federal Funds	All Funds
<b>Services &amp; Supplies</b>							
State Gov. Service Charges	-	-	(38,498)	-	-	-	(38,498)
Attorney General	-	-	(21,344)	-	-	-	(21,344)
Employee Recruitment and Develop	-	-	38,498	-	-	-	38,498
<b>Total Services &amp; Supplies</b>	-	-	<b>(\$21,344)</b>	-	-	-	<b>(\$21,344)</b>
<b>Total Expenditures</b>							
Total Expenditures	-	-	(21,344)	-	-	-	(21,344)
<b>Total Expenditures</b>	-	-	<b>(\$21,344)</b>	-	-	-	<b>(\$21,344)</b>
<b>Ending Balance</b>							
Ending Balance	-	-	21,344	-	-	-	21,344
<b>Total Ending Balance</b>	-	-	<b>\$21,344</b>	-	-	-	<b>\$21,344</b>

\_\_\_\_ Agency Request  
2023-25 Biennium

\_\_\_\_ Governor's Budget  
Page \_\_\_\_\_

\_\_\_\_ Legislatively Adopted  
Essential and Policy Package Fiscal Impact Summary - BPR013



# Investment Services

## ESSENTIAL AND POLICY PACKAGE FISCAL IMPACT SUMMARY

Treasury, Oregon State  
Pkg: 813 - Policy Bills

Cross Reference Name: Investment Services  
Cross Reference Number: 17000-030-00-00-00000

Description	General Fund	Lottery Funds	Other Funds	Federal Funds	Nonlimited Other Funds	Nonlimited Federal Funds	All Funds
<b>Transfers Out</b>							
Transfer Out - Intrafund	-	-	(37,312)	-	-	-	(37,312)
<b>Total Transfers Out</b>	-	-	<b>(\$37,312)</b>	-	-	-	<b>(\$37,312)</b>
<b>Ending Balance</b>							
Ending Balance	-	-	(37,312)	-	-	-	(37,312)
<b>Total Ending Balance</b>	-	-	<b>(\$37,312)</b>	-	-	-	<b>(\$37,312)</b>

\_\_\_\_ Agency Request  
2023-25 Biennium

\_\_\_\_ Governor's Budget  
Page \_\_\_\_\_

\_\_\_\_ Legislatively Adopted  
Essential and Policy Package Fiscal Impact Summary - BPR013



# Investment Services

## DETAIL OF LOTTERY FUNDS, OTHER FUNDS, AND FEDERAL FUNDS REVENUE

Treasury, Oregon State  
2023-25 Biennium

Agency Number: 17000

Cross Reference Number: 17000-030-00-00-00000

Source	2019-21 Actuals	2021-23 Leg Adopted Budget	2021-23 Leg Approved Budget	2023-25 Agency Request Budget	2023-25 Governor's Budget	2023-25 Leg. Adopted Budget
<b>Other Funds</b>						
Charges for Services	52,092,508	59,528,981	59,528,981	71,277,584	71,277,584	71,277,584
Other Revenues	52,265	-	-	-	-	-
Transfer In - Intrafund	3,551,317	-	-	-	-	-
Transfer Out - Intrafund	(20,826,458)	(15,887,299)	(15,887,299)	(17,619,509)	(17,619,509)	(15,628,218)
<b>Total Other Funds</b>	<b>\$34,869,632</b>	<b>\$43,641,682</b>	<b>\$43,641,682</b>	<b>\$53,658,075</b>	<b>\$53,658,075</b>	<b>\$55,649,366</b>

\_\_\_\_ Agency Request  
2023-25 Biennium

\_\_\_\_ Governor's Budget  
Page \_\_\_\_\_

\_\_\_\_ Legislatively Adopted  
Detail of LF, OF, and FF Revenues - BPR012



## Detail of Lottery Funds, Other Funds, and Federal Funds Revenue

Source	Fund	ORBITS Revenue Acct	2019-21 Actual	2021-23 Legislatively Adopted	2021-23 Estimated	2023-25		
						Agency Request	Governors	Legislatively Adopted
Charges for Services	3400	0410	52,092,508	59,528,981	59,528,981	71,277,584	71,277,584	71,277,584
Other Revenues	3400	0975	52,265	-	-	-	-	-

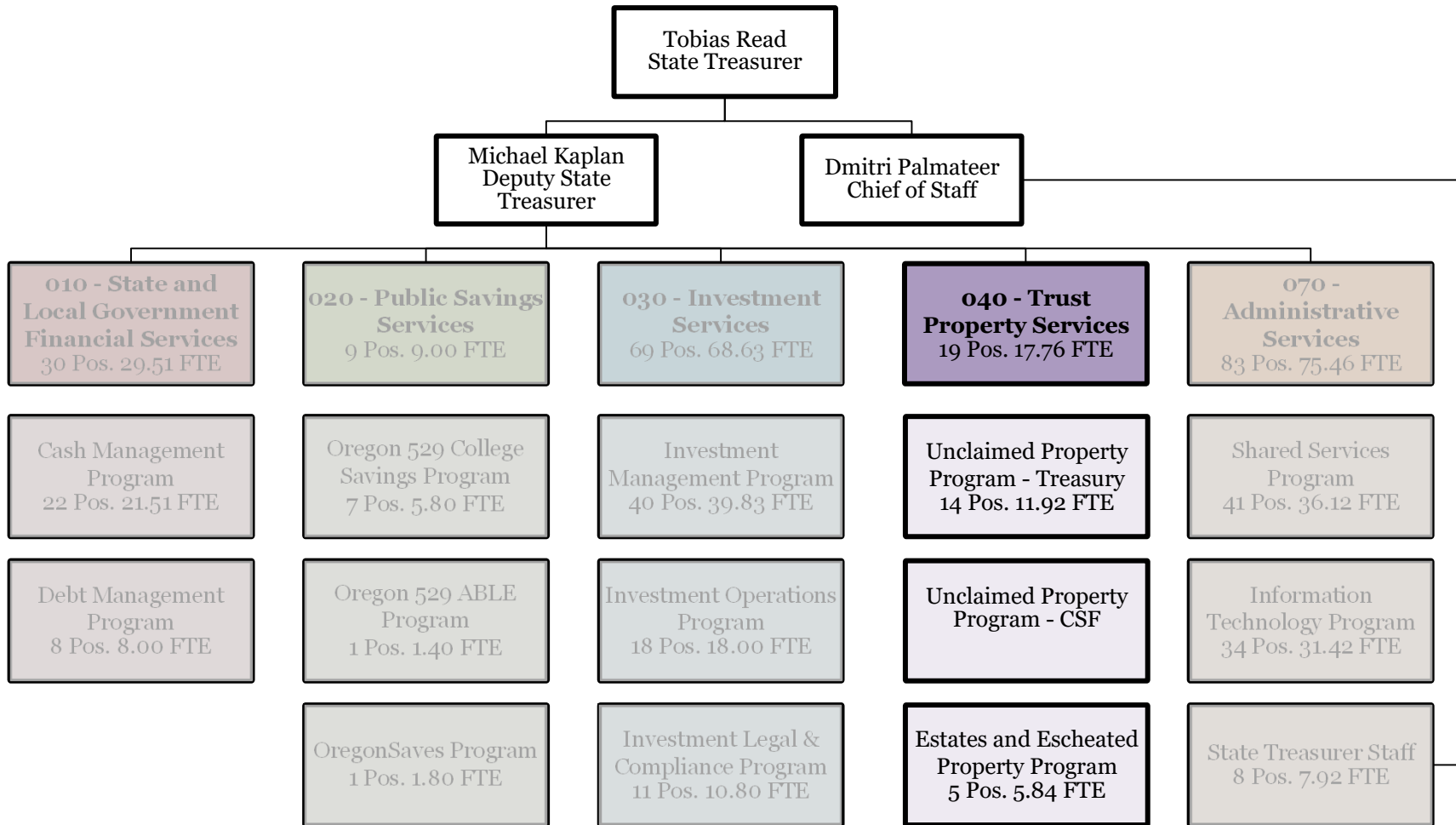
107BF07

# Trust Property Services



# Trust Property Services

## Oregon Treasury 2021-23 Organization Chart

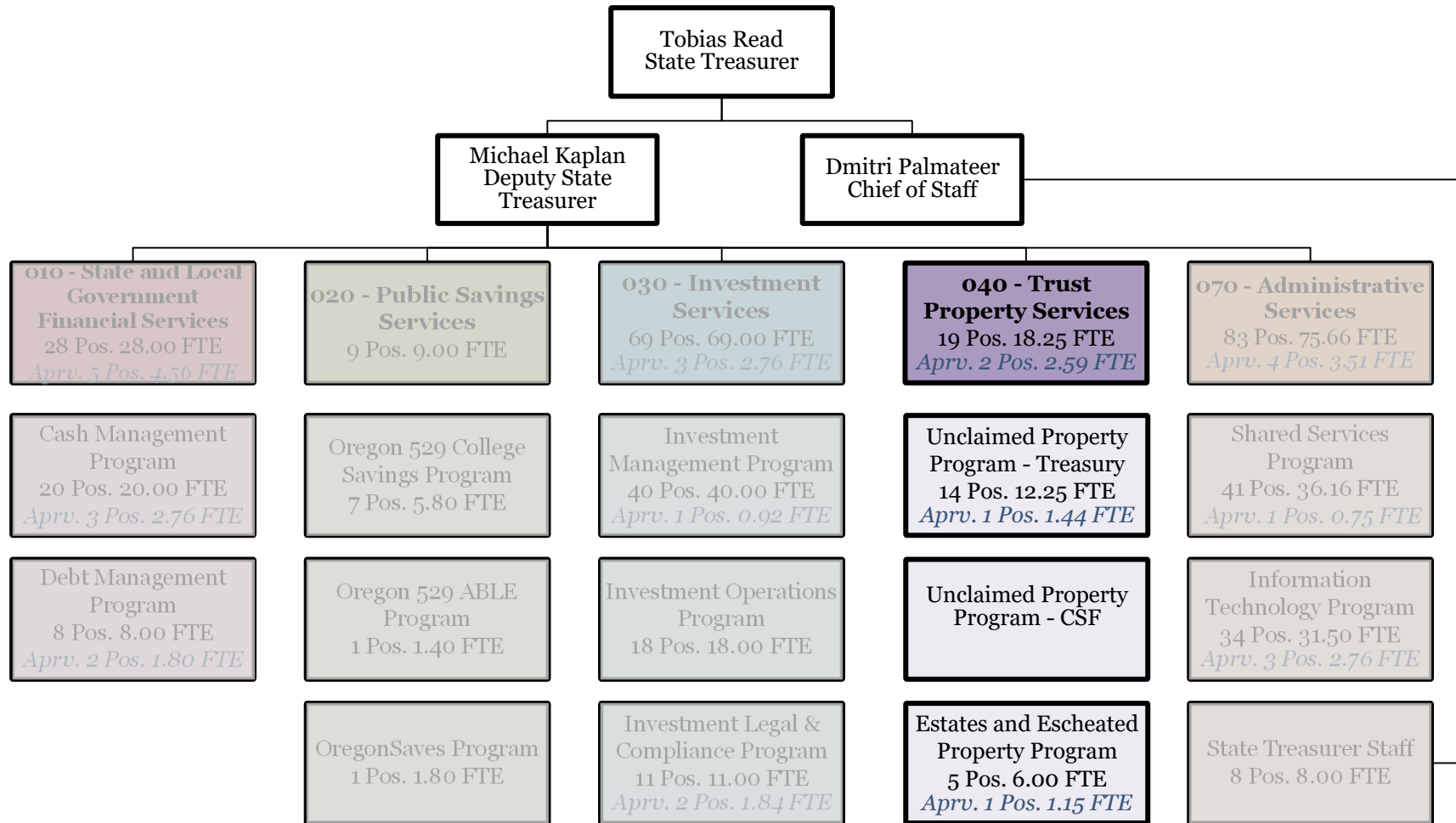


Current (Legislatively Approved): 210 Pos. 200.36 FTE



# Trust Property Services

## Oregon Treasury 2023-25 Organization Chart

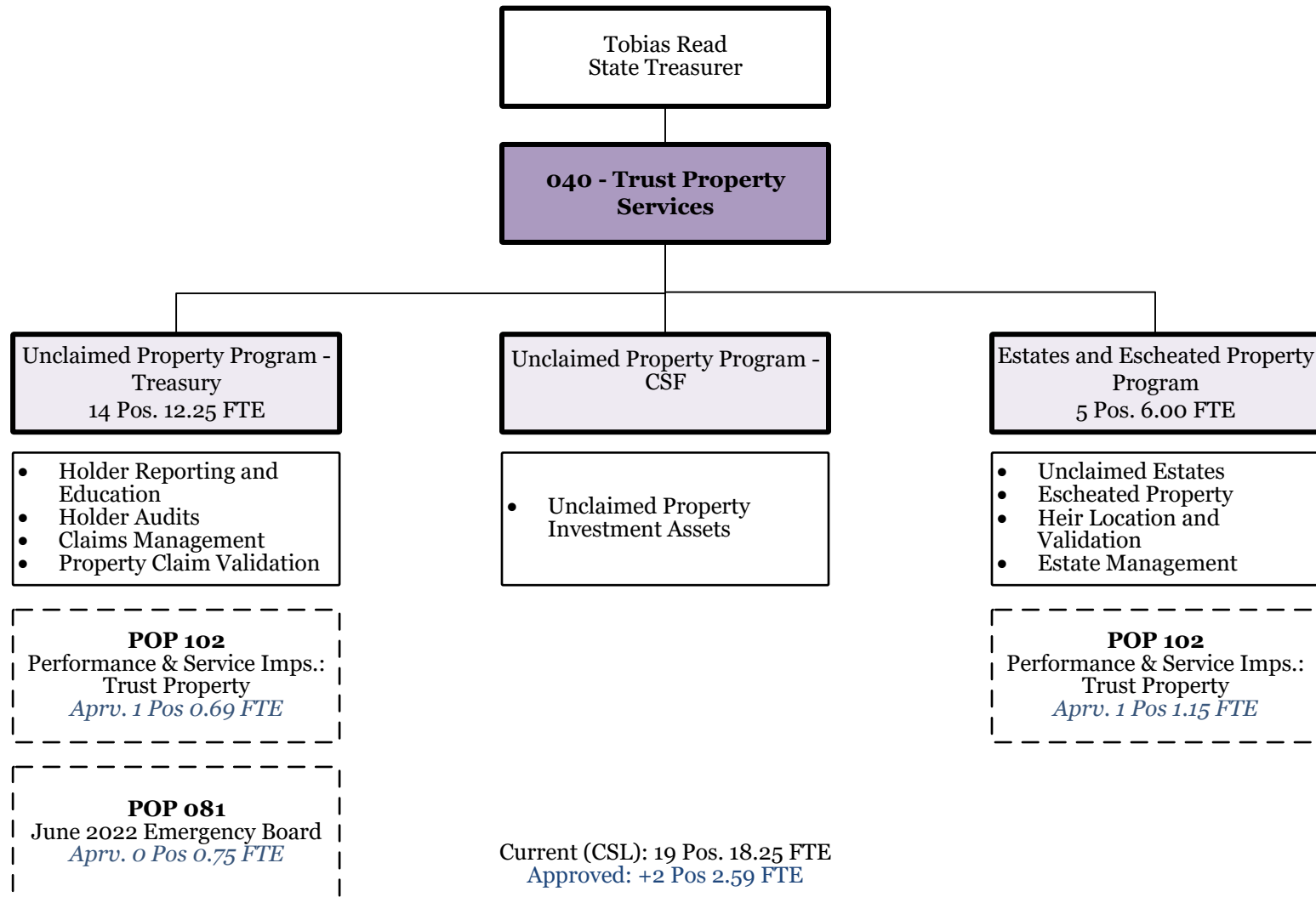


Current (CSL): 208 Pos. 199.91 FTE  
*Approved: +14 Pos. 13.42 FTE*



# Trust Property Services

## Trust Property Services 2023-25 Organization Chart





# Trust Property Services

## Trust Property Services Executive Summary

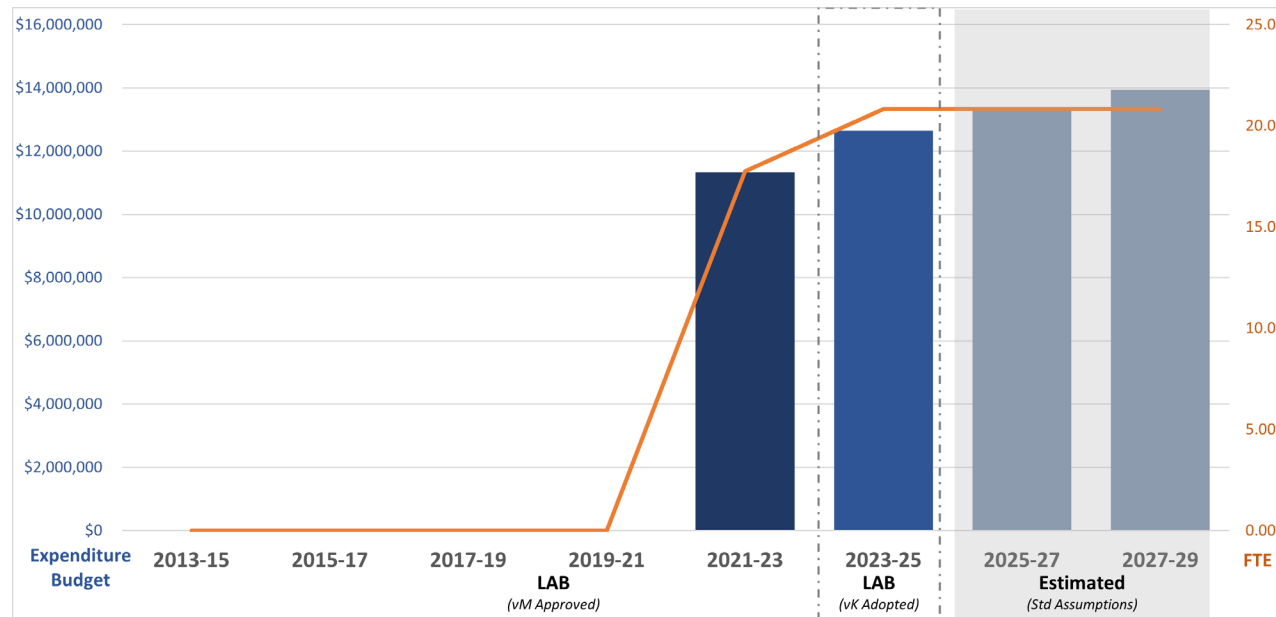
**Primary Program Contact** Michael Kaplan, Deputy State Treasurer, 503-378-4000

**Treasury Vision** - Leading the way for Oregonians to achieve long term financial security.

**Program Overview** - Trust Property provides two important functions in Oregon: 1) it administers the unclaimed property program for the state and protects the property rights of owners forever or until they are able to claims their funds; and 2) it serves as the estate administrator for Oregonians who die without a will or known heir. Trust Property holds more than \$900 million in the Common School Fund, which is invested for the benefit of Oregon's public K-12 education. Oregon Treasury Trust Property Services contains the following programs:

- Unclaimed Property – Treasury
- Unclaimed Property – Common School Fund
- Estates and Escheated Property

### Total Funds Over Time



040 - Prior to 2021-23 the program was managed by the Department of State Lands. Historical costs are not included here.

## Program Funding Request

	Other Funds-L	Other Funds-NL	Positions	FTE
2021-23 LAB	8,434,403	2,900,000	19	17.76
2023-25 LAB	9,748,642	2,900,000	21	20.84
Difference	1,314,239	-	2	3.08
Percent Change	15.6%	0.0%	10.5%	17.3%

The program has a Legislatively Adopted Budget of \$12,648,642, comprised of \$9,748,642 Other Funds-Limited and \$2,900,000 Other Funds-Non-Limited. Other Funds revenue is based on investment interest earned on unclaimed property and administrative fees. Long-term budget growth estimates through 2027-29 are included in the chart above. Those growth estimates assume standard 6.0 percent inflation for personal services and 4.2 percent for services & supplies. The base budget projections do not include future (2025-29) package requests.

## Program Unit Description

Trust Property Services is composed of two programs: Oregon Unclaimed Property Program, and Estates and Escheated Property Program. The Unclaimed Property Program has two components, one for amounts held at Treasury for operations and one for amounts held within the Common School Fund which are invested.

### Unclaimed Property Program - Treasury

The Unclaimed Property program is a national program that offers consumers a central location to search for property that may have gone unclaimed or presumed abandoned, such as dormant bank accounts, safe deposit box contents, utility deposits and refunds, insurance dividends, matured insurance policies, securities such as stocks and mutual funds, wages, credit balances, etc. Essentially, any intangible and certain tangible property that is due and payable but cannot, for various reasons, be delivered to the rightful owner is unclaimed property. Businesses and organizations, otherwise known as holders, that have unclaimed property are required to report and remit the assets to the state. Until property is claimed by owners or their heirs, it remains in the state's custody and is held in the Common School Fund, earning interest for Oregon's K-12 public education system.

The three distinct responsibilities of the Unclaimed Property program are: Holder Reporting and Education; Claims Management; and Holder Audits and Compliance.

The Holder Reporting and Education team works with holders to help them report and remit property to the state when they lose contact with the owner; usually after a period of one to three years. Each year, the program interacts with tens of thousands of businesses



# Trust Property Services

in Oregon, the United States and abroad. Staff provide tailored and expert advice on program requirements both during the reporting season and pro-actively throughout the year.

Oregon has seen a consistent increase in reported unclaimed property with a record of \$93 million reported in FY 2022. Overall, Oregon holds more almost \$1 billion in unclaimed property that belongs to more than 3 million individuals who currently have an Oregon address or had one in the past.

As soon as the program receives and verifies unclaimed property, it makes the data available on its website for owners to claim.

The Claims Management team is responsible for returning assets to their rightful owners or their heirs. Staff proactively looks for owners and helps them file a claim. They also participate in efforts to promote greater awareness of the program through marketing efforts so they can reunite more people with their property. When claims are received, staff verifies the evidence and ensures the state returns the correct amount of property to their rightful owners. During FY 2020, the program implemented a new unclaimed property system, KAPS, which allows for fully electronic claims and auto-approvals of smaller and simpler claims. As expected, claims increased because it is easier to file a claim, and as a result, the wait time for reuniting property continues to grow. The number of approved claims also increased due to automation brought on by KAPS; however, the workload had already increased significantly in the last ten years, so the small recent gains are not yet sufficient to improve program performance.

The Holder Audit and Compliance function of the Unclaimed Property Program generally focuses on holders that are not current reporters of unclaimed property. Nationwide compliance is abysmally low, with only an estimated 6% of holders reporting unclaimed property. In Oregon, we have found that approximately 80% of the entities we audit are not complying with unclaimed property laws, and that even those who use the services of a certified public accountant are unaware of the reporting requirement. The program has two FTE dedicated to audit and compliance efforts of small-to-medium companies that operate in Oregon. In addition, Oregon uses the services of seven contract audit firms that specialize in unclaimed property audits of large, national and multi-national companies.

## Unclaimed Property Program – Common School Fund

Every year millions of dollars of property remain unclaimed. While program staff work diligently to return property, the cash held is invested in the Common School Fund for the benefit of Oregon's K-12 public education. Trust Property Funds make up about 40% of the total funds in the Common School Fund. The Land Board directs investment earnings distributions to school districts twice a year. For FY 2022, Treasury transferred \$39 million into the Common School Fund.

## Estates and Escheated Property Program

The Estates and Escheated Property Program is responsible for handling the affairs of individuals who die without a will or known





# Trust Property Services

heirs. Staff receive reports from a variety of sources (e.g. first responders, property management companies, healthcare institutions, law enforcement, etc.) and attempt to locate heirs. Until heirs are found, the unit acts as personal representative for the estate and fulfills the fiduciary responsibilities imposed by law. Duties include making funeral arrangements, providing proper notices, identifying assets and creditors, paying bills, searching for heirs, and reviewing and validating heirship claims. Millions of dollars pass through the estates program each year and large amounts are reunited with rightful heirs found by program staff. In doing so, the program protects estate assets from falling into the hands of those who have no legal claim to them. If no heirs come forward in 10 years from date of death, the value of the estates permanently escheats to the Common School Fund.

## **Program Performance**

### Funds Returned to Owners

The programs target is to return 50% of the funds reported every year. Since 1996, the program has returned 47.7% of all unclaimed property that was reported to the rightful owner. The majority of claims occur within the first five years after being reported. A portion of reported funds remain unclaimed due to property owners being unaware of the money, or the holders providing insufficient information to allow the program to locate owners. The program aims to have 39% of property reported to the state returned to owners within the first five years. For fiscal year 2018, 35.5% of property reported to the state has been returned to owners. Due to the time lag, recent legislatively approved staffing increases and process improvements, are just beginning to increase the return rate. It is expected that the changes so far will help to close the gap. As the volume of unclaimed property continues to increase each year, continued investments in resources and efficiency will be necessary to meet the target.

### Timeliness of Claim Processing

The Unclaimed Property program aims to respond to claims within 120 days of receipt, as established in ORS 98.402. However, for years now claim requests have exceeded the team's capacity to review and approve claims timely. Not only does the program see more claims being filed, it also has experienced an exponential growth in garnishment requests. Garnishments now account for 20% of claims work and because they are court-mandated, they take precedence over claims. As a result, wait times keep increasing, negatively impacting the program's statutory compliance and customer service levels. For the last few years, wait times exceeded 12 months, which is four times the statutory response rate. Legislatively approved staffing increases for 2021-23 along with program process improvements since the program transitioned to Treasury, have helped to decrease the current claims time to 8 months.

## **Enabling Legislation**

The Treasury programs included in the Trust Property Services program unit derive from several constitutional and statutory directives as referenced in the Agency Wide Summary.



# Trust Property Services

## Revenue Streams

The primary revenue source for Trust Property Services is investment interest earned on unclaimed property. As most of the property is held as cash, the money is invested to provide interest to fund operations and be distributed to schools. In addition, administrative rules detail fees that are charged to estates in the Estates and Escheated Property Program, and statutes cover the personal representative fees OST may charge for some estates.



# Trust Property Services

## Unclaimed Property – Treasury Program Unit Narrative

### Expenditure by fund type, positions, and full-time equivalents

	Other Funds-L	Other Funds-NL	Positions	FTE
2021-23 LAB	7,638,689	2,899,998	14	11.92
2023-25 LAB	7,479,200	2,608,748	15	13.69
Difference	(159,489)	(291,250)	1	1.77
Percent Change	-2.1%	-10.0%	7.1%	14.8%

The Legislatively Adopted Budget of \$7,479,200 million Other Funds-Limited and \$2,608,748 Other Funds-Non Limited continues funding for the Unclaimed Property Program at the current service level for 2023-25 and includes policy option packages to enhance program delivery. Non-limited appropriation is used to cover the costs of multi-state audits performed in other states under a national agreement where funds are due to Oregon. Actual amounts incurred are based on a percentage of funds to be returned to Oregon.

### Activities, programs, and issues in the program unit base budget

The Oregon Unclaimed Property program is a national program that offers consumers a central location to search for property that may have gone unclaimed or presumed abandoned. In Oregon, the program has been in existence since the early 1940's, and it was originally managed by the office of the Treasurer. In 1957, Oregon adopted the Abandoned Property Act and moved the program to the Oregon Department of State Lands. During the 2019 legislative session, the Oregon State Legislature moved the program back under the purview of the Oregon State Treasury, starting on July 1, 2021.

Originally, unclaimed property applied to financial institutions only. Today, the program works with every industry, including for-profit and non-profit entities, and covers a wide variety of property types. Some common property types include dormant bank accounts, safe deposit box contents, utility deposits and refunds, insurance dividends, matured insurance policies, securities such as stocks and mutual funds, wages, and credit balances. Essentially, any intangible and certain tangible property that is due and payable but cannot, for various reasons, be delivered to the rightful owner is unclaimed property. Businesses, non-profit and government organizations, otherwise known as holders, that have unclaimed property are required to report and remit these assets to the state. Until property is claimed by owners or their heirs, it remains in the state's custody and is held in the Common School Fund, earning interest for Oregon's K-12 public education system.

The three distinct responsibilities of the Unclaimed Property program are: Holder Reporting and Education; Claims Management; and Holder Audit and Compliance.



# Trust Property Services

## Holder Reporting

Oregon's unclaimed property laws require businesses and organizations, called holders, to report and remit property to the state when they lose contact with the owner; usually after a period of one to three years. The program interacts with tens of thousands of businesses in Oregon, the United States and abroad. In general, the last known address of a property owner determines where the property is reported. In Oregon, the holder reporting season occurs every October; the annual filing deadline is November 1 for each year ending as of the preceding June 30.

As reports and payments arrive during reporting season, the unclaimed property team verifies that property and funds are received, and data are accurate. When everything matches, the team posts the data to the public registry on [unclaimed.oregon.gov](https://unclaimed.oregon.gov). That is where property owners search for unclaimed property and submit a claim. This same process applies to tangible property, which primarily comes from abandoned safe deposit boxes at financial institutions, law offices, and health organizations. This type of property generally arrives in the first quarter of each year, a few months after the official holder reporting season.

While the state holds all property for owners and their heirs until claimed, some property is sold, and the proceeds are available to owners to claim. That is the case for safe deposit boxes, which are held for a minimum of a year before they are sold at public auction. The reason for selling items is a practical one – the state can receive more than 1,000 safe deposit boxes in a year. After a while, finding secure space to hold the inventory becomes impractical and costly. Some securities (stock and mutual funds) are also sold to ensure the program portfolio remains manageable.

In the fiscal year 2022, Unclaimed Property received a record \$93 million in reported unclaimed property from more than 21,000 holders throughout the nation. While receipts can fluctuate, the last few years saw a consistent increase of reported funds; receipts are expected to increase in the upcoming biennium. Currently, the program holds almost \$1 billion in unclaimed assets for about three million individuals and organizations with a last-known address in Oregon.

As reported property increases, so do the number of holders who file reports. There are more than 49,000 active holders that routinely interact with the unclaimed property team.

## Holder Education

The Unclaimed Property team works closely with holders to educate them on Oregon's laws and rules. The team's efforts range from providing training seminars in advance of each reporting season, sending newsletters and email updates on program changes, speaking at professional organization meetings, providing technical advice to individual holders, or interpreting program statutes to attorneys and accountants representing holders. In addition, the team follows up on complaints from claimants and uses such opportunities to remind holders of Oregon's unique program rules.



# Trust Property Services

Oregon's approach to increasing compliance has been focused on two strategies: outreach and audit. The program actively targets unclaimed property reporters and non-reporters and attempts to bring them into compliance voluntarily. The team spends significant effort onboarding new holders and ensuring they understand program rules and processes. In addition, Oregon developed a Voluntary Compliance Program. This program is meant to give holders additional time to identify unclaimed property and set up an internal control structure that will allow them to identify unclaimed property consistently. Approved program participants benefit from access to knowledgeable staff and expert advice, and they avoid penalties and interest by working with the state on fully complying with unclaimed property laws.

## Claims Management

The Unclaimed Property program is also responsible for returning assets to their rightful owners or their heirs. The team accomplishes this goal in multiple ways. One approach involves using access to special databases to look for owners' current addresses. When the team finds a better address, staff informs property owners that the state has their assets and tells them how to file a claim. The team's owner location efforts are very successful.

During Fall 2020, the program used an innovative approach to locate property owners and reunite them with their assets. We were able to use automation to identify updated addresses for more than 10,000 property owners and verify that the funds belonged to them. We mailed them each a check without their having to ever file a claim and submit any documentation.

Another approach to locating owners is to collaborate with professional finder companies that hold a private investigator license in Oregon. The program makes available, at a small administrative cost, property lists to firms that specialize in locating individuals. There are about ten companies that frequently represent property owners through the claim process and provide an important service to both the state and claimants.

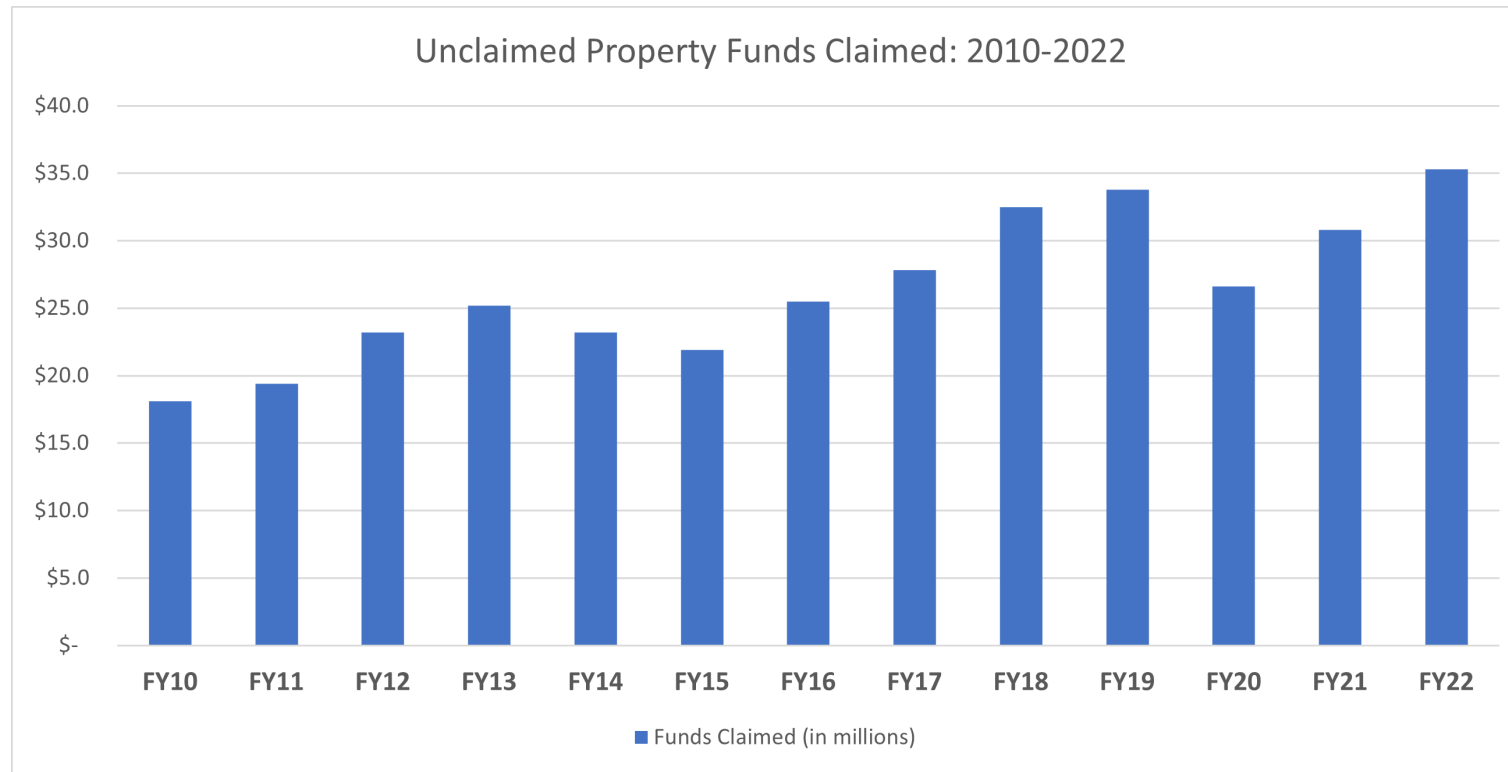
Lastly, the team helps reunite owners with their property by reviewing and approving unclaimed property claims, which can range from simple owner-to-owner claims to garnishment requests and claims filed by businesses, government entities, and heirs. More specifically, the team ensures that claims meet the criteria and evidence standards set by applicable laws and administrative rules for each claim type, determines the proper claim amount when multiple owners may have a claim, applies judgment to determine whether sufficient documentation has been provided to approve the claim, and takes steps to prevent fraudulent or erroneous claims from being approved.

In the last ten years, claims have more than doubled. Given the rise in unclaimed property assets reported to the state, claims are expected to increase. Another contributing factor to more claims being created is Oregon's new unclaimed property system. In September 2019, the program adopted a new system, KAPS, which allows people to file electronic claims. This convenience is a tremendous benefit to claimants, and as expected, more claims are being filed because it is easier to do so. KAPS also allows for some automatic approval of simple claims (i.e. property that is owned by one person only and that was reported with a social security number and address) up to

\$2,500. This feature has mitigated some of the rapid growth in claims and helped the team process some payments in a more timely and efficient manner.

The program experienced a tremendous increase in new claims due to the Fall 2020 effort to reunite property owners with their property without a need for claim. The local and national publicity we received increased overall claims by 40% in a month, the most rapid growth in the history of the program.

The program aims to return about 50% of the value of the reported funds every year. The following chart represents the historical total property returned.



The Unclaimed Property program aims to respond to claims within 120 days of receipt, as established in ORS 98.402. However, for years now claim requests have exceeded the team's capacity to review and approve claims timely. Not only does the program see more claims being filed, it also has experienced an exponential growth in garnishment requests. Garnishments now account for 20% of claims

work and because they are court-mandated, they take precedence over claims. That means that wait times keep increasing, negatively impacting the program's statutory compliance and customer service levels.

## Claims Education and Outreach

In addition to looking for owners and managing claims, the team promotes the program to possible users through paid and free outreach opportunities. Staff attend events throughout Oregon and invite people to search the state's unclaimed property database. When people find their names on the registry, staff walk them through the process of filing a claim and explain the documentation needed to support it. The team would like to increase its outreach activities. However, the more activities they conduct, the greater the number of claims filed, and the longer people wait for their money. The program's ability to balance its responsibility for promoting unclaimed property and provide timely customer service to program participants has become a challenge in recent years. Due to insufficient resources, staff have been torn between assisting existing users and creating new ones.

## Holder Audits and Compliance

Unclaimed Property has two FTE dedicated to conducting audits of smaller-to-medium size holders operating in Oregon. The goal of this work is to increase unclaimed property compliance and reporting through audits and education. The program has traditionally focused on organizations that do not report unclaimed property and has done an excellent job identifying candidates for audit. Nearly 80% of audited entities should have been reporting unclaimed property. For every audit that is completed, the unclaimed property auditors research and communicate with three to four other companies about the program, which increases overall program awareness. In addition, auditors support overall compliance efforts by participating in annual educational seminars and workshops, as well as educating organizations prior to examining their records. In general, one unclaimed property auditor performs dozens of audits a year and brings in significant unclaimed property funds.

The program boosts its compliance efforts by using contracted audit firms that specialize in auditing large national and international companies. Every year, Oregon works with five to seven contractors to complete hundreds of audits, which results in millions of dollars and securities returned to the state. Oregon pays contractors a percentage of the value of unclaimed property returned to the state, between 9% and 15%, depending on the property type.

## Background information

Even though the unclaimed property program has been in existence for more than 60 years, there is little awareness of it in the business community and with the public. This is not a unique Oregon problem; awareness is low nationwide – so low, that holder compliance with unclaimed property laws is estimated at 6% nationwide. While we do not know precisely how close Oregon is to that compliance rate, we know that four out of five businesses we audit have unclaimed property that is due, and that even those that employ a certified public accountant are surprised to find they are not compliant. We also know that the most frequently quoted answer to non-compliance



is the lack of awareness about the program. Similarly, on the claims side, the program faces renewed awareness challenges because with every reporting year, it receives new unclaimed property. New property almost always means new owners, as we rarely have repeat customers. In essence, if the holder team can build on previous years of work, the claims team starts fresh every year, needing to educate a new set of property owners about unclaimed property and how to file a claim.

While Oregon's challenges are similar to those of other states, there are some key differences between us and the rest of the nation. States with similar unclaimed property levels have more robust staffing levels and resources dedicated to increasing unclaimed property awareness. Oregon's staffing levels have not kept up with the increased workload. The program lost staff over time and was unable to add them back. Since its transition to Treasury, unclaimed property has been in rebuilding mode, adding staff and working to improve process efficiency.

Similarly sized states have robust efforts dedicated to promoting unclaimed property. Some have dedicated staff; others employ contractors. The range of activities cover traditional paid media, earned media and strategic community and government partnerships. Oregon's staff have been so overwhelmed by the recent growth in claims and garnishments, that it has barely been able to meet minimum levels of promoting the program. Furthermore, with every gain in public awareness, claims increase, causing longer wait times. The program constantly struggles to balance the needs of existing claimants with those of individuals who do not know their property has been remitted to the state. Given current staffing levels, the program cannot serve both populations well. As discussed earlier, wait times are still twice statutory levels and the percentage of funds returned to owners is decreasing.

## **Revenue sources and proposed revenue changes**

As described in the program executive summary, the primary revenue source is investment interest from unclaimed properties. No changes in revenue are sought.

## **Proposed new laws that apply to the program unit**

Treasury is working with legislative counsel to propose several legislative changes to improve efficiency and protect property rights, facilitate holder compliance while decreasing the compliance costs, and protect sensitive data in its possession. While these changes will not have a significant effect on revenue, after the initial implementation period, the department should experience some small efficiencies in managing stakeholders and interpreting statutes. The changes are as follows:

- “Securities as unclaimed property” or “unclaimed securities”: The goal of this effort is to revise ORS 98.322 to clarify escheatment criteria to ensure that all unclaimed securities are returned to the state, rather than only special categories of securities that pay distributions. The change would also strengthen the state's due diligence requirements to increase the likelihood that holders locate owners before reporting securities to the state.





# Trust Property Services

- “Unclaimed wages”: The goal of this change is to revise ORS 98.334 and ORS 98.336 to align dormancy period for unclaimed wages with those of neighboring states and the Revised Uniform Unclaimed Property Act (RUUPA) of 2016. That would reduce the cost of compliance and increase compliance accuracy for the tens of thousands of businesses and organizations affected by this law.
- “Accrued income on unclaimed property”: The goal of this proposed change is to bring ORS 98.372 in line with national standards and RUUPA, and recognize dividends, capital gains, and interest earned on securities to the owner of the underlying investment, rather than the state. The state will still accrue the interest on unclaimed property assets held in the Common School Fund or invested by OST.
- “Unclaimed property claims and audit data exemption from public disclosure”: The goal of this change is to revise ORS 192.355 to create an environment that allows the state to bring holders of unclaimed property in compliance with the state’s unclaimed property laws, and to allow claimants the ability to claim funds and have control on how their personal data would be used outside the claims approval process.



# Trust Property Services

## Unclaimed Property – Common School Fund Program Unit Narrative

### Expenditure by fund type, positions, and full-time equivalents

	Other Funds-L	Other Funds-NL	Positions	FTE
2021-23 LAB	-	1	-	-
2023-25 LAB	-	241,251	-	-
Difference	-	241,250	-	-

The Legislatively Adopted Budget of \$241,251 Other Funds-Non Limited continues funding for the Unclaimed Property - Common School Fund Program at the current service level for 2023-25. This program includes only Investments in the Common School Fund related to Unclaimed Property received by Treasury since 2021. The purpose is to clearly identify unclaimed property monies that Treasury holds inside the Common School Fund and clearly track on a go-forward basis the Treasury amount of unclaimed property held in the Common School Fund. Non-limited appropriation is used to cover investment expenses incurred by the Common School Fund.

### Activities, programs, and issues in the program unit base budget

#### Invested Unclaimed Property Funds

ORS 98.389 requires the State Treasurer to transfer to the Common School fund any monies not needed for the next fiscal year by July 1. The program transitioned from the Department of State Lands to Oregon Treasury on July 1, 2021. All invested assets remained with the Department of State Lands. Treasury received initial operating cash to manage the program. Going forward, as assets are not needed to pay current claims, amounts will be transferred into the Common School Fund to be invested. Assets in the 2021-23 biennium will be limited but will quickly grow in future biennia. For FY 2022, Treasury transferred \$39 million into the Common School Fund.

### Revenue sources and proposed revenue changes

Assets held in this fund are the primary revenue for the program.

### Proposed new laws that apply to the program unit

None.



# Trust Property Services

## Estates and Escheated Property Program Unit Narrative

### Expenditure by fund type, positions, and full-time equivalents

	Other Funds-L	Other Funds-NL	Positions	FTE
2021-23 LAB	795,714	1	5	5.84
2023-25 LAB	2,269,442	50,001	6	7.15
Difference	1,473,728	50,000	1	1.31
Percent Change	185.2%		20.0%	22.4%

The Legislatively Adopted Budget of \$2,269,442 million Other Funds-Limited and \$50,001 Other Funds-Non Limited continues funding for the Estates and Escheated Property Program at the current service level for 2023-25 and includes a policy option package to enhance the Unclaimed Property and Escheated Estates programs. The Non-Limited appropriation is used to cover legal costs incurred by Treasury on behalf of estates that cannot repay the funds until authorized by the court overseeing the matter.

### Activities, programs, and issues in the program unit base budget

Article VIII, section 2 of the Oregon Constitution deems any property the state may accrue by escheat as part of the Common School Fund. The Estates and Escheated Property Program operates under this provision and contributes millions to the Common School Fund from estates of Oregonians who die without a will and known heirs.

### Unclaimed Estates

The Oregon State Treasurer is tasked with managing the estates of residents who die without a will and without known heirs. The program's goal is to find heirs for these estates as soon as possible. Until it does, the department acts as personal representative for the estate and fulfills the fiduciary responsibilities imposed by law. More specifically, the process entails identifying assets and outstanding debts; filing probate actions with the appropriate court; performing a preliminary search for heirs; giving public notices; selling estate assets, including real property; coordinating funeral and burial arrangements; reviewing and validating heirship claims; filing estate taxes and making final distributions to heirs and the Common School Fund.

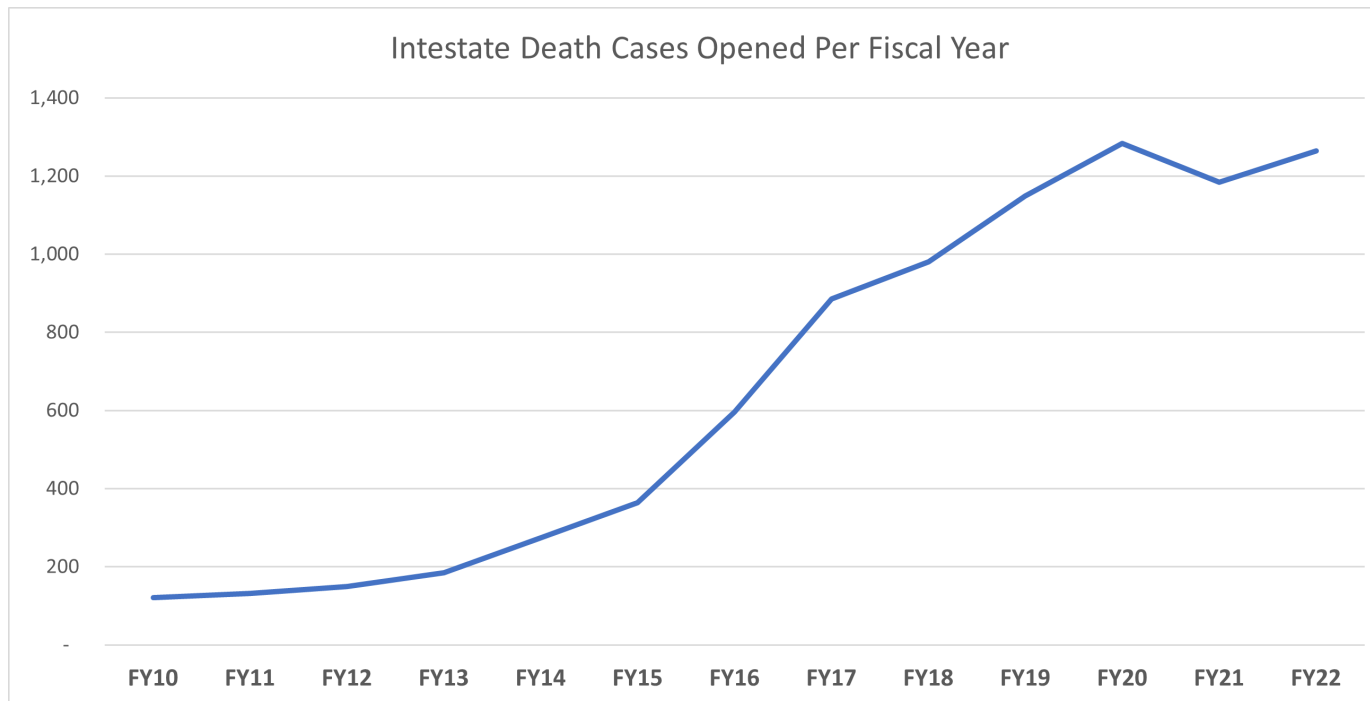
To fulfill these estate administration duties, staff must work closely with local medical examiners, attorneys, sheriff departments, the Oregon Department of Veterans' Affairs, Department of Human Services Estate Administration Unit, the Department of Revenue, the Oregon Department of Justice and countless financial institutions, utility companies, debt collectors, and attorneys representing potential heirs.

Estates range from those of decedents who are destitute to those with multi-million-dollar assets. The program's work starts with re-

ports staff receive from a variety of sources, such as first responders, funeral homes, landlords, law enforcement and concerned neighbors. Staff perform research to identify next of kin and determine whether the estate falls under the department's jurisdiction. Program staff educate landlords, funeral homes, medical examiners, attorneys, judges, and others concerning the department's role in intestate estate cases. In addition, the team seeks opportunities to perform outreach in new communities and speak at professional organization meetings about the program.

## Estate Administration

Depending on the complexity of each case, administering an estate can take a few months or a few years. If no heirs come forward in ten years from date of death or eight years from the time of judgment, the value of the estates permanently escheats to the Common School Fund. Millions of dollars pass through the estates program each year, most of which is reunited with rightful heirs. Without the efforts of this program, the assets of many estates would fall into the hands of those who have no legal right to claim them. The main driver of program operations is the number of intestate deaths reported to the agency. In the last few years, the program has seen an incredible growth in cases. For example, in 2010, there were 121 cases the team investigated. In 2022, staff handled more than 1,200 cases.



## Heir Location and Validation

Not every case results in full administration. However, every case requires a set amount of effort to search for heirs or a will and determine whether the estate is solvent. In about 70% of cases, the program identifies heirs and works to reunite them with their property. Even when staff identify heirs, it takes a long time for those heirs to assume responsibility for the estate; until they do, the department continues to fulfill the duties of a personal representative.

## Escheated Property

When staff are in the estate administration phase, they secure estate assets and pay creditors. These transactions are tracked by the individual estate, and the funds reside in a fiduciary fund outside the Common School Fund. When the program fulfills all its estate administration, and either a court of law or the program administrator deem the estate closed, the funds move to a holding account. Estate funds can be claimed by heirs for ten years from an Oregonian's date of death or eight years from when the estate closes, whichever is longer. If nobody claims the estate, at the end of the holding period, program staff permanently escheat the money to the Common School Fund. Any heirs who come forward after this process has been completed have forfeited their rights to their inheritance and are unable to claim it.

Escheat revenue comes from two sources: the estates administered by program staff and personal representatives for other Oregon estates. These representatives can be family members, other trusted individuals or attorneys named in wills and estates planning documents. They perform similar work to that of department staff; the difference is that they follow the direction left by a decedent in a will or estate plan. When they are unable to find an heir who is entitled to an estate or a portion of it, or when heirs refuse to take possession of their inheritance, personal representatives are required to send those funds to the state. The Estate and Escheated Property Program deposits the funds and sets them aside for ten years from date of death or eight years from the time of judgment to be claimed by heirs. After that expiration date, the funds become a permanent part of the Common School Fund.

## Background information

The Estates team continues to open more cases, locate more heirs and fully administer more estates every year. Between 2014 and 2019, the program case load more than quadrupled from 274 to 1,150, while program staff remained constant at 2.5 FTE. Since then, the program was able to add 1 FTE dedicated to paralegal duties and 1 FTE for fieldwork. They work as a team to ensure assets are protected and to increase their personal safety while in the field. Given the large geographic region they need to cover and the number of reported cases, the team is rarely able to respond timely to estates that need a site visit. In some cases, it takes weeks to respond to estates the need a site visit. Delayed responses put properties at risks of theft and degradation, strain relationships with neighbors and municipalities, and incur additional costs. Delays can also erode the value of the estate, which exposes the agency to potential litigation from heirs who believe we have not fulfilled our fiduciary responsibilities.



# Trust Property Services

## **Revenue sources and proposed revenue changes**

The Estates Program has a cost recovery methodology that captures the direct and indirect costs for administering solvent estates, as allowed by Oregon Administrative Rules. For program staff, Treasury developed hourly rates to ensure the Common School Fund does not unnecessarily subsidize the program; and heirs do not have an incentive to wait for the state to administer estates it should not. In addition, the program began charging a percentage of assets for the estate administrator's time, as allowed by statutes.

## **Proposed new laws that apply to the program unit**

None.

## Trust Property Services Essential and Policy Packages

### Essential Packages

The Current Service Level (CSL) is required by law and is an estimate of the cost to continue current legislatively-approved programs into the 2023-25 biennium. Essential Packages are the means by which these costs are estimated and budgeted in a standardized format by agencies and evaluated for compliance with these standards by the Department of Administrative Services (DAS). Treasury followed all of these requirements in building the Essential Packages for the 2023-25 biennium.

The narrative below briefly describes each Essential Package, and fiscal details for each package are included in the reports at the end of this section, broken out by fund type, category (e.g., Personal Services, Services and Supplies, etc.), and positions/FTE if necessary.

#### **010 Non-PICS Psnl Svc / Vacancy Savings**

This package contains adjustments to the base budget as directed in 2023-25 Budget Instructions. These adjustments include: standard vacancy factor calculations, non-PICS generated Personal Services inflation adjustments, mass transit taxes, and Pension Obligation Bond assessments.

#### **021 Phase-Ins**

Due to Treasury's move into our new facility at Mill Creek mid-way through the 2021-23 biennium in March 2022, the budget report for our main budget bill (SB 5544) acknowledged that budgeted amounts in Rent accounts for Treasury supported increased rent costs for 15 months in 2021-23, and would need to be phased-in for the full 24 months in the 2023-25 budget. Phase-in entries in this package were made consistent with this legislatively approved direction for impacted programs.

#### **022 Phase-Outs**

Phase-out package adjustments are generally necessary to take one-time costs approved as part of policy option packages in 2021-23 and remove them from the 2023-25 biennium budget. Phase-outs in this SCR are necessary for one-time staff-related services and supplies expenses in the Expendable Property accounts included in 2021-23 policy option packages.

#### **031 Standard Inflation**

This package provides for standard inflation on all Services and Supplies and Capital Outlay. All expenditure categories were increased by the standard inflation rates defined by DAS in the Budget Instructions, including Professional Services (8.80%), Attorney General (17.67%), Rent (18.54%), and remaining accounts (4.20%). State Government Services Charges were adjusted to match the DAS Price List as required.

## o6o Technical Adjustments

This package moves Other Funds-Limited expenditure limitation in a net-zero shift from Capital Outlay to Services and Supplies to re-align expenditures across budget categories based on where actual expenditures are incurred in practice, and is accomplished consistent with Budget Instructions.

This package also redistributes Other Funds-Limited expenditure limitation between Protected accounts on a net-zero basis between DCRs in this SCR. This is also accomplished consistent with Budget Instructions.

Furthermore, this package redistributes Other Funds-Limited expenditure limitation between Rent accounts on a net-zero basis agency-wide, including between both SCRs and DCRs. Package entries were necessary to ensure costs associated with the resilience functionality available to all Treasury programs via the new Mill Creek facility (and not just those housed in the facility) were allocated equitably, and to accommodate substantial pandemic-driven changes in the hybrid work environment. Treasury revised how rent is allocated to benefitting programs to address these issues in both the 2021-23 and 2023-25 biennia, and the net-zero redistribution of budgeted Rent in this package implements this updated allocation methodology across Treasury programs in the current service level budget.





# Trust Property Services

## Package 102 – Performance & Service Improvements: Trust Property

*Note Regarding Changes to this POP in LAB from what was requested in GB. This package was adopted by the Legislature, but three of the five requested positions (and relevant position-related services and supplies) were not included in the Budget Report recommendation and were therefore not adopted by the Legislature. Narrative relating to the positions remains unchanged in this section for reference purposes, but the positions not recommended and adopted are lined out in the Staffing Impact section for clarity.*

### Purpose

The purpose of this initiative is to reunite more Oregonians with their unclaimed assets, respond to intestate cases timely, to protect estate assets and reduce the State’s liability risk.

### How Achieved

Oregon holds more than \$840 million in unclaimed property and every year the state receives more unclaimed assets. In the last five years, yearly receipts grew by more than 48%, from about \$60 million in 2017 to \$89 million in 2021. The claims team has a significant number of claims waiting to be processed (about 12,000), and we receive more every day. The team will not be able to approve claims in a timely manner without additional staffing. ORS 98.402 directs us to “respond to unclaimed property claims within 120 days.” The last time we met that benchmark was 2017. Currently, our approval time is 300 days, a 3 month decrease from May 2022 but still almost three times the statutory deadline.

This initiative strategically builds capacity to utilize advanced research and analytic tools to locate property owners, raise awareness about the unclaimed property program, and approve claims within statutory deadlines.

Action	Classification	Type	Pos	FTE	Phase-In Date
Establish	Program Analyst 1	PF	1	-0.92	9/1/2023
Establish	Public Service Representative 4	PF	1	-0.92	9/1/2023
Establish	Principal Executive/Manager E	PF	1	-0.92	9/1/2023
Establish	Public Affairs Specialist 1	PF	1	0.92	9/1/2023
Establish	Program Analyst 1	PF	1	0.92	9/1/2023

The initiative also invests in one new estates coordinator to enable Treasury to deploy two estates teams concurrently, a necessary investment to safeguard Oregonians’ assets and reduce litigation risk.



# Trust Property Services

## Staffing Impact

As noted at the beginning of this POP narrative, requested positions in the table below with ~~strike through text~~ were not recommended and adopted by the Legislature, and detail is left here for reference purposes only.

Treasury is requesting the establishment of five new permanent, full-time (PF) positions phased-in early in the biennium:

Permanent, full-time positions and corresponding personal services expenditure limitation will automatically phase in to 24 months/1.00 FTE in the 2025-27 biennium.

## Quantifying Results

### Unclaimed Property Research Specialist

The goal for adding this position is to research all incoming property greater than \$100 within 12 months of receiving the property. That means we will attempt to contact between 20,000 and 45,000 Oregonians about their unclaimed property. We estimate the value of this property to be more than \$80 million.

### Claims Examiner

With the addition of one claims examiner position, the program's goals are to reduce approval time to less than 120 days within 12 months of hiring and training the new staff. Within 24 months, the program would like to increase the rate at which it returns property to owners from 33% to 48%.

### Claims Manager

The goal for this position is to increase the percentage of unclaimed property funds returned to Oregonians to 60% within five years. This would make Oregon one of the top five states nationwide for returned property. In addition, this position would focus on assuring claims approval timelines are within statutory deadlines and staff continue to provide excellent customer service to Oregonians.

### Trust Property Outreach Coordinator

The Unclaimed Property Program will have a yearly outreach and advertising schedule. Within a year of hiring this position, claims will increase by 10-20%, and holder reporting will show a 15-20% growth in new Oregon companies reporting unclaimed property.

The Estates Administration program will see a 20% increase in reporting, and reporting will come from all counties within 18 months of hiring this position.



# Trust Property Services

## Estates Coordinator

The program will be able to improve its response times significantly within six months of hiring this position. More specifically, Treasury will investigate reports within 3 days of receiving them and perform fieldwork within 5 business days of identifying assets that need protecting.

## **Revenue Source**

The primary revenue source for Trust Property Services is investment interest earned on unclaimed property. As most of the property is held as cash, the money is invested to provide interest to fund operations and be distributed to schools. In addition, administrative rules detail fees that are charged to estates in the Estates and Escheated Property Program.



# Trust Property Services

## Related Packages

In addition to the Essential and Policy Packages impacting this program area described in prior pages, there are a number of packages that have an indirect or aggregate impact on this program area, and they are described in summary below.

The 08x package series is for Emergency Board actions after April of even numbered years, and the 09x package series is for Statewide Packages generally directed by the Department of Administrative Services (DAS) during the Governors Budget process. The 09x package series is then generally eliminated and reinserted/revised as necessary in the 8xx series of packages in the Legislative Adopted Budget.

Treasury has an 081 Package for the 2023-25 Legislatively Adopted Budget that only indirectly impacts this program area as described further below, as well as an 810 – Statewide Adjustments package for the Statewide AG Adjustment that reflects a reduction in the standard Attorney General rates (previously in the 092 Package in GB), and for a Statewide Adjustment to DAS Charges to reflect modifications to State Government Service Charges and DAS pricelist charges for services to this program area (previously in the 093 Package in GB).

The 08x and Policy Packages described in this section impact only Transfers and/or Revenues in this program area, and do *not* impact expenditure limitation. Specifically, packages for the Administrative Services program area are supported via cost allocation transfers by operational programs in Treasury, and accordingly each of these POPs drive adjustments to Transfers for all operational programs. Revenues are only impacted when a specific program can adjust their revenues to accommodate fluctuations in budgeted expenses via an assessment rather than service fees, and revenues are adjusted as appropriate.

The Administrative Services Policy Packages impacting this program area in the 2023-25 Legislatively Adopted Budget include:

**POP 081 – June 2022 Emergency Board**

**POP 101 – Ready, Resilient Operations: IT**

**POP 103 – Capacity & Resilience: Government Services**

Details relating to these POPs can be found in the Administrative Services section of this budget document, and in the State and Local Government Financial Services section for POP 103.



# Trust Property Services

## ESSENTIAL AND POLICY PACKAGE FISCAL IMPACT SUMMARY

Treasury, Oregon State  
Pkg: 010 - Vacancy Factor and Non-ORPICS Personal Services

Cross Reference Name: Trust Property Services  
Cross Reference Number: 17000-040-00-00-00000

Description	General Fund	Lottery Funds	Other Funds	Federal Funds	Nonlimited Other Funds	Nonlimited Federal Funds	All Funds
<b>Personal Services</b>							
Overtime Payments	-	-	1	-	-	-	1
All Other Differential	-	-	211	-	-	-	211
Public Employees' Retire Cont	-	-	38	-	-	-	38
Pension Obligation Bond	-	-	3,557	-	-	-	3,557
Social Security Taxes	-	-	16	-	-	-	16
Paid Family Medical Leave Insurance	-	-	1	-	-	-	1
Mass Transit Tax	-	-	15,693	-	-	-	15,693
Vacancy Savings	-	-	(17,424)	-	-	-	(17,424)
<b>Total Personal Services</b>	-	-	<b>\$2,093</b>	-	-	-	<b>\$2,093</b>
<b>Total Expenditures</b>							
Total Expenditures	-	-	2,093	-	-	-	2,093
<b>Total Expenditures</b>	-	-	<b>\$2,093</b>	-	-	-	<b>\$2,093</b>
<b>Ending Balance</b>							
Ending Balance	-	-	(2,093)	-	-	-	(2,093)
<b>Total Ending Balance</b>	-	-	<b>(\$2,093)</b>	-	-	-	<b>(\$2,093)</b>

\_\_\_\_ Agency Request  
2023-25 Biennium

\_\_\_\_ Governor's Budget  
Page \_\_\_\_\_

\_\_\_\_ Legislatively Adopted  
Essential and Policy Package Fiscal Impact Summary - BPR013



# Trust Property Services

## ESSENTIAL AND POLICY PACKAGE FISCAL IMPACT SUMMARY

Treasury, Oregon State  
Pkg: 021 - Phase-in

Cross Reference Name: Trust Property Services  
Cross Reference Number: 17000-040-00-00-00000

Description	General Fund	Lottery Funds	Other Funds	Federal Funds	Nonlimited Other Funds	Nonlimited Federal Funds	All Funds
<b>Services &amp; Supplies</b>							
Facilities Rental and Taxes	-	-	127,919	-	-	-	127,919
<b>Total Services &amp; Supplies</b>	-	-	<b>\$127,919</b>	-	-	-	<b>\$127,919</b>
<b>Total Expenditures</b>							
Total Expenditures	-	-	127,919	-	-	-	127,919
<b>Total Expenditures</b>	-	-	<b>\$127,919</b>	-	-	-	<b>\$127,919</b>
<b>Ending Balance</b>							
Ending Balance	-	-	(127,919)	-	-	-	(127,919)
<b>Total Ending Balance</b>	-	-	<b>(\$127,919)</b>	-	-	-	<b>(\$127,919)</b>

\_\_\_\_ Agency Request  
2023-25 Biennium

\_\_\_\_ Governor's Budget  
Page \_\_\_\_\_

\_\_\_\_ Legislatively Adopted  
Essential and Policy Package Fiscal Impact Summary - BPR013



# Trust Property Services

## ESSENTIAL AND POLICY PACKAGE FISCAL IMPACT SUMMARY

Treasury, Oregon State  
Pkg: 022 - Phase-out Pgm & One-time Costs

Cross Reference Name: Trust Property Services  
Cross Reference Number: 17000-040-00-00-00000

Description	General Fund	Lottery Funds	Other Funds	Federal Funds	Nonlimited Other Funds	Nonlimited Federal Funds	All Funds
<b>Services &amp; Supplies</b>							
Expendable Prop 250 - 5000	-	-	(76,034)	-	-	-	(76,034)
IT Expendable Property	-	-	(71,856)	-	-	-	(71,856)
<b>Total Services &amp; Supplies</b>	-	-	<b>(\$147,890)</b>	-	-	-	<b>(\$147,890)</b>
<b>Total Expenditures</b>							
Total Expenditures	-	-	(147,890)	-	-	-	(147,890)
<b>Total Expenditures</b>	-	-	<b>(\$147,890)</b>	-	-	-	<b>(\$147,890)</b>
<b>Ending Balance</b>							
Ending Balance	-	-	147,890	-	-	-	147,890
<b>Total Ending Balance</b>	-	-	<b>\$147,890</b>	-	-	-	<b>\$147,890</b>

\_\_\_\_ Agency Request  
2023-25 Biennium

\_\_\_\_ Governor's Budget  
Page \_\_\_\_\_

\_\_\_\_ Legislatively Adopted  
Essential and Policy Package Fiscal Impact Summary - BPR013



# Trust Property Services

## ESSENTIAL AND POLICY PACKAGE FISCAL IMPACT SUMMARY

Treasury, Oregon State  
Pkg: 031 - Standard Inflation

Cross Reference Name: Trust Property Services  
Cross Reference Number: 17000-040-00-00-00000

Description	General Fund	Lottery Funds	Other Funds	Federal Funds	Nonlimited Other Funds	Nonlimited Federal Funds	All Funds
<b>Services &amp; Supplies</b>							
Instate Travel	-	-	590	-	-	-	590
Employee Training	-	-	1,741	-	-	-	1,741
Office Expenses	-	-	1,923	-	-	-	1,923
Telecommunications	-	-	562	-	-	-	562
Data Processing	-	-	247	-	-	-	247
Publicity and Publications	-	-	556	-	-	-	556
Professional Services	-	-	225,272	-	-	-	225,272
IT Professional Services	-	-	60,053	-	-	-	60,053
Attorney General	-	-	43,214	-	-	-	43,214
Employee Recruitment and Develop	-	-	318	-	-	-	318
Dues and Subscriptions	-	-	60	-	-	-	60
Facilities Rental and Taxes	-	-	137,566	-	-	-	137,566
Agency Program Related S and S	-	-	5	-	-	-	5
Other Services and Supplies	-	-	5,855	-	-	-	5,855
Expendable Prop 250 - 5000	-	-	208	-	-	-	208
IT Expendable Property	-	-	422	-	-	-	422
<b>Total Services &amp; Supplies</b>	-	-	<b>\$478,592</b>	-	-	-	<b>\$478,592</b>
<b>Capital Outlay</b>							
Office Furniture and Fixtures	-	-	307	-	-	-	307
<b>Total Capital Outlay</b>	-	-	<b>\$307</b>	-	-	-	<b>\$307</b>

\_\_\_\_ Agency Request  
2023-25 Biennium

\_\_\_\_ Governor's Budget  
Page \_\_\_\_\_

\_\_\_\_ Legislatively Adopted  
Essential and Policy Package Fiscal Impact Summary - BPR013





# Trust Property Services

## ESSENTIAL AND POLICY PACKAGE FISCAL IMPACT SUMMARY

Treasury, Oregon State  
Pkg: 031 - Standard Inflation

Cross Reference Name: Trust Property Services  
Cross Reference Number: 17000-040-00-00-00000

Description	General Fund	Lottery Funds	Other Funds	Federal Funds	Nonlimited Other Funds	Nonlimited Federal Funds	All Funds
<b>Total Expenditures</b>							
Total Expenditures	-	-	478,899	-	-	-	478,899
<b>Total Expenditures</b>	-	-	<b>\$478,899</b>	-	-	-	<b>\$478,899</b>
<b>Ending Balance</b>							
Ending Balance	-	-	(478,899)	-	-	-	(478,899)
<b>Total Ending Balance</b>	-	-	<b>(\$478,899)</b>	-	-	-	<b>(\$478,899)</b>

\_\_\_\_ Agency Request  
2023-25 Biennium

\_\_\_\_ Governor's Budget  
Page \_\_\_\_\_

\_\_\_\_ Legislatively Adopted  
Essential and Policy Package Fiscal Impact Summary - BPR013



# Trust Property Services

## ESSENTIAL AND POLICY PACKAGE FISCAL IMPACT SUMMARY

Treasury, Oregon State  
Pkg: 060 - Technical Adjustments

Cross Reference Name: Trust Property Services  
Cross Reference Number: 17000-040-00-00-00000

Description	General Fund	Lottery Funds	Other Funds	Federal Funds	Nonlimited Other Funds	Nonlimited Federal Funds	All Funds
<b>Services &amp; Supplies</b>							
Attorney General	-	-	-	-	-	-	-
Facilities Rental and Taxes	-	-	(302,599)	-	-	-	(302,599)
Agency Program Related S and S	-	-	7,610	-	-	-	7,610
<b>Total Services &amp; Supplies</b>	-	-	<b>(\$294,989)</b>	-	-	-	<b>(\$294,989)</b>
<b>Capital Outlay</b>							
Office Furniture and Fixtures	-	-	(7,610)	-	-	-	(7,610)
<b>Total Capital Outlay</b>	-	-	<b>(\$7,610)</b>	-	-	-	<b>(\$7,610)</b>
<b>Total Expenditures</b>							
Total Expenditures	-	-	(302,599)	-	-	-	(302,599)
<b>Total Expenditures</b>	-	-	<b>(\$302,599)</b>	-	-	-	<b>(\$302,599)</b>
<b>Ending Balance</b>							
Ending Balance	-	-	302,599	-	-	-	302,599
<b>Total Ending Balance</b>	-	-	<b>\$302,599</b>	-	-	-	<b>\$302,599</b>

\_\_\_\_ Agency Request  
2023-25 Biennium

\_\_\_\_ Governor's Budget  
Page \_\_\_\_\_

\_\_\_\_ Legislatively Adopted  
Essential and Policy Package Fiscal Impact Summary - BPR013



# Trust Property Services

## ESSENTIAL AND POLICY PACKAGE FISCAL IMPACT SUMMARY

Treasury, Oregon State  
Pkg: 081 - June 2022 Emergency Board

Cross Reference Name: Trust Property Services  
Cross Reference Number: 17000-040-00-00-00000

Description	General Fund	Lottery Funds	Other Funds	Federal Funds	Nonlimited Other Funds	Nonlimited Federal Funds	All Funds
<b>Revenues</b>							
Charges for Services	-	-	347,178	-	-	-	347,178
<b>Total Revenues</b>	-	-	<b>\$347,178</b>	-	-	-	<b>\$347,178</b>
<b>Transfers Out</b>							
Transfer Out - Intrafund	-	-	(6,586)	-	-	-	(6,586)
<b>Total Transfers Out</b>	-	-	<b>(\$6,586)</b>	-	-	-	<b>(\$6,586)</b>
<b>Personal Services</b>							
Class/Unclass Sal. and Per Diem	-	-	246,738	-	-	-	246,738
Empl. Rel. Bd. Assessments	-	-	40	-	-	-	40
Public Employees' Retire Cont	-	-	44,216	-	-	-	44,216
Social Security Taxes	-	-	18,875	-	-	-	18,875
Paid Family Medical Leave Insurance	-	-	988	-	-	-	988
Worker's Comp. Assess. (WCD)	-	-	35	-	-	-	35
Flexible Benefits	-	-	29,700	-	-	-	29,700
<b>Total Personal Services</b>	-	-	<b>\$340,592</b>	-	-	-	<b>\$340,592</b>
<b>Total Expenditures</b>							
Total Expenditures	-	-	340,592	-	-	-	340,592
<b>Total Expenditures</b>	-	-	<b>\$340,592</b>	-	-	-	<b>\$340,592</b>

\_\_\_\_ Agency Request  
2023-25 Biennium

\_\_\_\_ Governor's Budget  
Page \_\_\_\_\_

\_\_\_\_ Legislatively Adopted  
Essential and Policy Package Fiscal Impact Summary - BPR013



# Trust Property Services

## ESSENTIAL AND POLICY PACKAGE FISCAL IMPACT SUMMARY

Treasury, Oregon State  
Pkg: 081 - June 2022 Emergency Board

Cross Reference Name: Trust Property Services  
Cross Reference Number: 17000-040-00-00-00000

Description	General Fund	Lottery Funds	Other Funds	Federal Funds	Nonlimited Other Funds	Nonlimited Federal Funds	All Funds
<b>Ending Balance</b>							
Ending Balance	-	-	-	-	-	-	-
<b>Total Ending Balance</b>	-	-	-	-	-	-	-
<b>Total FTE</b>							
Total FTE							0.75
<b>Total FTE</b>	-	-	-	-	-	-	<b>0.75</b>

\_\_\_\_ Agency Request  
2023-25 Biennium

\_\_\_\_ Governor's Budget  
Page \_\_\_\_\_

\_\_\_\_ Legislatively Adopted  
Essential and Policy Package Fiscal Impact Summary - BPR013



# Trust Property Services

## ESSENTIAL AND POLICY PACKAGE FISCAL IMPACT SUMMARY

Treasury, Oregon State  
Pkg: 092 - Statewide AG Adjustment

Cross Reference Name: Trust Property Services  
Cross Reference Number: 17000-040-00-00-00000

Description	General Fund	Lottery Funds	Other Funds	Federal Funds	Nonlimited Other Funds	Nonlimited Federal Funds	All Funds
<b>Services &amp; Supplies</b>							
Attorney General	-	-	-	-	-	-	-
<b>Total Services &amp; Supplies</b>	-	-	-	-	-	-	-
<b>Total Expenditures</b>							
Total Expenditures	-	-	-	-	-	-	-
<b>Total Expenditures</b>	-	-	-	-	-	-	-
<b>Ending Balance</b>							
Ending Balance	-	-	-	-	-	-	-
<b>Total Ending Balance</b>	-	-	-	-	-	-	-

\_\_\_\_ Agency Request  
2023-25 Biennium

\_\_\_\_ Governor's Budget  
Page \_\_\_\_\_

\_\_\_\_ Legislatively Adopted  
Essential and Policy Package Fiscal Impact Summary - BPR013



# Trust Property Services

## ESSENTIAL AND POLICY PACKAGE FISCAL IMPACT SUMMARY

Treasury, Oregon State  
Pkg: 101 - Ready, Resilient Operations: IT

Cross Reference Name: Trust Property Services  
Cross Reference Number: 17000-040-00-00-00000

Description	General Fund	Lottery Funds	Other Funds	Federal Funds	Nonlimited Other Funds	Nonlimited Federal Funds	All Funds
<b>Revenues</b>							
Charges for Services	-	-	51,416	-	-	-	51,416
<b>Total Revenues</b>	-	-	<b>\$51,416</b>	-	-	-	<b>\$51,416</b>
<b>Transfers Out</b>							
Transfer Out - Intrafund	-	-	(51,416)	-	-	-	(51,416)
<b>Total Transfers Out</b>	-	-	<b>(\$51,416)</b>	-	-	-	<b>(\$51,416)</b>
<b>Ending Balance</b>							
Ending Balance	-	-	-	-	-	-	-
<b>Total Ending Balance</b>	-	-	-	-	-	-	-

\_\_\_\_ Agency Request  
2023-25 Biennium

\_\_\_\_ Governor's Budget  
Page \_\_\_\_\_

\_\_\_\_ Legislatively Adopted  
Essential and Policy Package Fiscal Impact Summary - BPR013



# Trust Property Services

## ESSENTIAL AND POLICY PACKAGE FISCAL IMPACT SUMMARY

Treasury, Oregon State  
Pkg: 102 - Performance & Service Imps.: Trust Property

Cross Reference Name: Trust Property Services  
Cross Reference Number: 17000-040-00-00-00000

Description	General Fund	Lottery Funds	Other Funds	Federal Funds	Nonlimited Other Funds	Nonlimited Federal Funds	All Funds
<b>Revenues</b>							
Charges for Services	-	-	464,846	-	-	-	464,846
<b>Total Revenues</b>	-	-	<b>\$464,846</b>	-	-	-	<b>\$464,846</b>
<b>Personal Services</b>							
Class/Unclass Sal. and Per Diem	-	-	210,629	-	-	-	210,629
Empl. Rel. Bd. Assessments	-	-	98	-	-	-	98
Public Employees' Retire Cont	-	-	37,745	-	-	-	37,745
Social Security Taxes	-	-	16,113	-	-	-	16,113
Paid Family Medical Leave Insurance	-	-	842	-	-	-	842
Worker's Comp. Assess. (WCD)	-	-	85	-	-	-	85
Flexible Benefits	-	-	74,250	-	-	-	74,250
<b>Total Personal Services</b>	-	-	<b>\$339,762</b>	-	-	-	<b>\$339,762</b>
<b>Services &amp; Supplies</b>							
Instate Travel	-	-	1,630	-	-	-	1,630
Out of State Travel	-	-	5,000	-	-	-	5,000
Employee Training	-	-	6,318	-	-	-	6,318
Office Expenses	-	-	6,520	-	-	-	6,520
Telecommunications	-	-	7,608	-	-	-	7,608
Data Processing	-	-	2,104	-	-	-	2,104
Publicity and Publications	-	-	1,190	-	-	-	1,190
Employee Recruitment and Develop	-	-	1,088	-	-	-	1,088
Dues and Subscriptions	-	-	1,190	-	-	-	1,190
Facilities Rental and Taxes	-	-	74,200	-	-	-	74,200

\_\_\_\_ Agency Request  
2023-25 Biennium

\_\_\_\_ Governor's Budget  
Page \_\_\_\_\_

\_\_\_\_ Legislatively Adopted  
Essential and Policy Package Fiscal Impact Summary - BPR013



# Trust Property Services

## ESSENTIAL AND POLICY PACKAGE FISCAL IMPACT SUMMARY

Treasury, Oregon State  
Pkg: 102 - Performance & Service Imps.: Trust Property

Cross Reference Name: Trust Property Services  
Cross Reference Number: 17000-040-00-00-00000

Description	General Fund	Lottery Funds	Other Funds	Federal Funds	Nonlimited Other Funds	Nonlimited Federal Funds	All Funds
<b>Services &amp; Supplies</b>							
Other Services and Supplies	-	-	1,170	-	-	-	1,170
Expendable Prop 250 - 5000	-	-	8,746	-	-	-	8,746
IT Expendable Property	-	-	8,320	-	-	-	8,320
<b>Total Services &amp; Supplies</b>	-	-	<b>\$125,084</b>	-	-	-	<b>\$125,084</b>
<b>Total Expenditures</b>							
Total Expenditures	-	-	464,846	-	-	-	464,846
<b>Total Expenditures</b>	-	-	<b>\$464,846</b>	-	-	-	<b>\$464,846</b>
<b>Ending Balance</b>							
Ending Balance	-	-	-	-	-	-	-
<b>Total Ending Balance</b>	-	-	-	-	-	-	-
<b>Total Positions</b>							
Total Positions							2
<b>Total Positions</b>	-	-	-	-	-	-	<b>2</b>
<b>Total FTE</b>							
Total FTE							1.84
<b>Total FTE</b>	-	-	-	-	-	-	<b>1.84</b>

\_\_\_\_ Agency Request  
2023-25 Biennium

\_\_\_\_ Governor's Budget  
Page \_\_\_\_\_

\_\_\_\_ Legislatively Adopted  
Essential and Policy Package Fiscal Impact Summary - BPR013





# Trust Property Services

## ESSENTIAL AND POLICY PACKAGE FISCAL IMPACT SUMMARY

Treasury, Oregon State  
Pkg: 103 - Capacity & Resilience: Government Services

Cross Reference Name: Trust Property Services  
Cross Reference Number: 17000-040-00-00-00000

Description	General Fund	Lottery Funds	Other Funds	Federal Funds	Nonlimited Other Funds	Nonlimited Federal Funds	All Funds
<b>Revenues</b>							
Charges for Services	-	-	17,277	-	-	-	17,277
<b>Total Revenues</b>	-	-	<b>\$17,277</b>	-	-	-	<b>\$17,277</b>
<b>Transfers Out</b>							
Transfer Out - Intrafund	-	-	(17,277)	-	-	-	(17,277)
<b>Total Transfers Out</b>	-	-	<b>(\$17,277)</b>	-	-	-	<b>(\$17,277)</b>
<b>Ending Balance</b>							
Ending Balance	-	-	-	-	-	-	-
<b>Total Ending Balance</b>	-	-	-	-	-	-	-

\_\_\_\_ Agency Request  
2023-25 Biennium

\_\_\_\_ Governor's Budget  
Page \_\_\_\_\_

\_\_\_\_ Legislatively Adopted  
Essential and Policy Package Fiscal Impact Summary - BPR013



# Trust Property Services

## ESSENTIAL AND POLICY PACKAGE FISCAL IMPACT SUMMARY

Treasury, Oregon State  
Pkg: 810 - Statewide Adjustments

Cross Reference Name: Trust Property Services  
Cross Reference Number: 17000-040-00-00-00000

Description	General Fund	Lottery Funds	Other Funds	Federal Funds	Nonlimited Other Funds	Nonlimited Federal Funds	All Funds
<b>Revenues</b>							
Charges for Services	-	-	(50,403)	-	-	-	(50,403)
<b>Total Revenues</b>	-	-	<b>(\$50,403)</b>	-	-	-	<b>(\$50,403)</b>
<b>Services &amp; Supplies</b>							
Attorney General	-	-	(50,403)	-	-	-	(50,403)
<b>Total Services &amp; Supplies</b>	-	-	<b>(\$50,403)</b>	-	-	-	<b>(\$50,403)</b>
<b>Total Expenditures</b>							
Total Expenditures	-	-	(50,403)	-	-	-	(50,403)
<b>Total Expenditures</b>	-	-	<b>(\$50,403)</b>	-	-	-	<b>(\$50,403)</b>
<b>Ending Balance</b>							
Ending Balance	-	-	-	-	-	-	-
<b>Total Ending Balance</b>	-	-	-	-	-	-	-

\_\_\_\_ Agency Request  
2023-25 Biennium

\_\_\_\_ Governor's Budget  
Page \_\_\_\_\_

\_\_\_\_ Legislatively Adopted  
Essential and Policy Package Fiscal Impact Summary - BPR013



# Trust Property Services

## ESSENTIAL AND POLICY PACKAGE FISCAL IMPACT SUMMARY

Treasury, Oregon State  
Pkg: 813 - Policy Bills

Cross Reference Name: Trust Property Services  
Cross Reference Number: 17000-040-00-00-00000

Description	General Fund	Lottery Funds	Other Funds	Federal Funds	Nonlimited Other Funds	Nonlimited Federal Funds	All Funds
<b>Revenues</b>							
Charges for Services	-	-	3,848	-	-	-	3,848
<b>Total Revenues</b>	-	-	<b>\$3,848</b>	-	-	-	<b>\$3,848</b>
<b>Transfers Out</b>							
Transfer Out - Intrafund	-	-	(3,848)	-	-	-	(3,848)
<b>Total Transfers Out</b>	-	-	<b>(\$3,848)</b>	-	-	-	<b>(\$3,848)</b>
<b>Ending Balance</b>							
Ending Balance	-	-	-	-	-	-	-
<b>Total Ending Balance</b>	-	-	-	-	-	-	-

\_\_\_\_ Agency Request  
2023-25 Biennium

\_\_\_\_ Governor's Budget  
Page \_\_\_\_\_

\_\_\_\_ Legislatively Adopted  
Essential and Policy Package Fiscal Impact Summary - BPR013



# Trust Property Services

## Detail of Lottery Funds, Other Funds, and Federal Funds Revenue - BPR012

### DETAIL OF LOTTERY FUNDS, OTHER FUNDS, AND FEDERAL FUNDS REVENUE

Treasury, Oregon State 2023-25 Biennium				Agency Number: 17000 Cross Reference Number: 17000-040-00-00-00000		
Source	2019-21 Actuals	2021-23 Leg Adopted Budget	2021-23 Leg Approved Budget	2023-25 Agency Request Budget	2023-25 Governor's Budget	2023-25 Leg. Adopted Budget
<b>Other Funds</b>						
Charges for Services	-	10,773,917	10,773,917	13,482,473	13,482,473	15,640,297
Transfer Out - Intrafund	-	(2,007,812)	(2,007,812)	(2,398,608)	(2,398,608)	(5,266,043)
<b>Total Other Funds</b>	-	<b>\$8,766,105</b>	<b>\$8,766,105</b>	<b>\$11,083,865</b>	<b>\$11,083,865</b>	<b>\$10,374,254</b>
<b>Nonlimited Other Funds</b>						
Charges for Services	-	2,900,000	2,900,000	3,196,298	3,196,298	3,196,298
<b>Total Nonlimited Other Funds</b>	-	<b>\$2,900,000</b>	<b>\$2,900,000</b>	<b>\$3,196,298</b>	<b>\$3,196,298</b>	<b>\$3,196,298</b>

\_\_\_\_ Agency Request  
2023-25 Biennium

\_\_\_\_ Governor's Budget  
Page \_\_\_\_\_

\_\_\_\_ Legislatively Adopted  
Detail of LF, OF, and FF Revenues - BPR012



## Detail of Lottery Funds, Other Funds, and Federal Funds Revenue

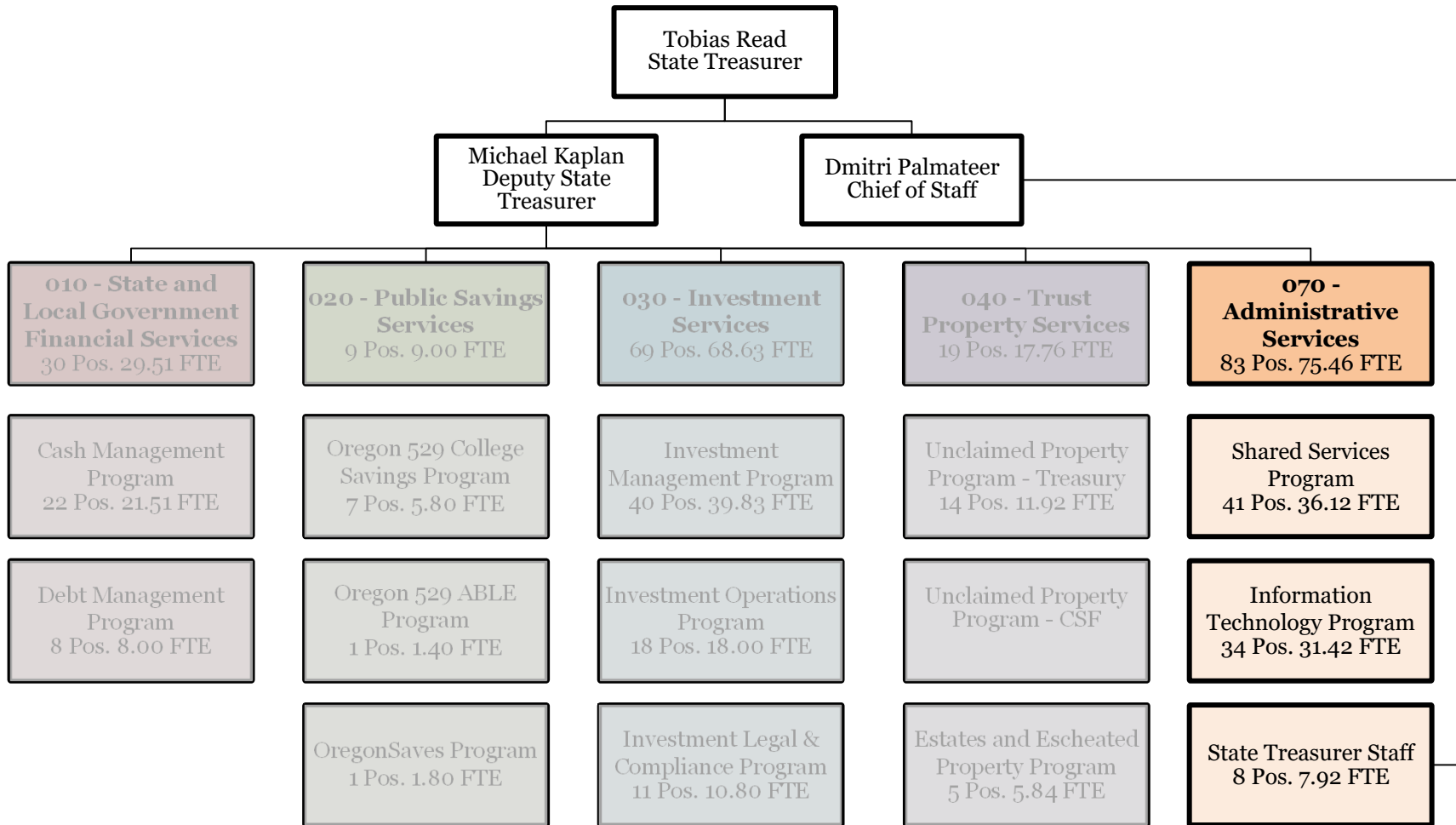
107BF07

# Administrative Services



# Administrative Services

## Oregon Treasury 2021-23 Organization Chart

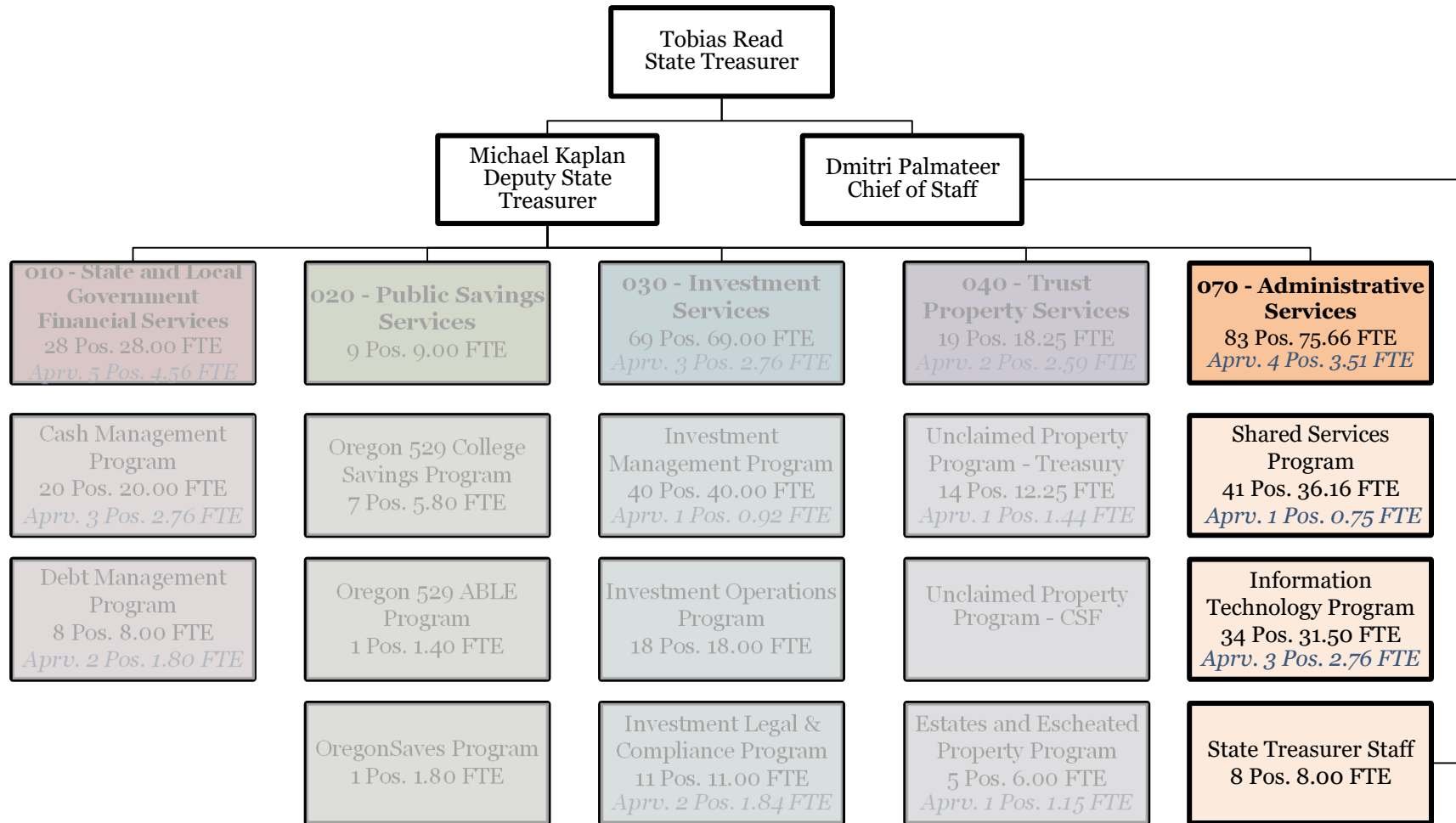


Current (Legislatively Approved): 210 Pos. 200.36 FTE



# Administrative Services

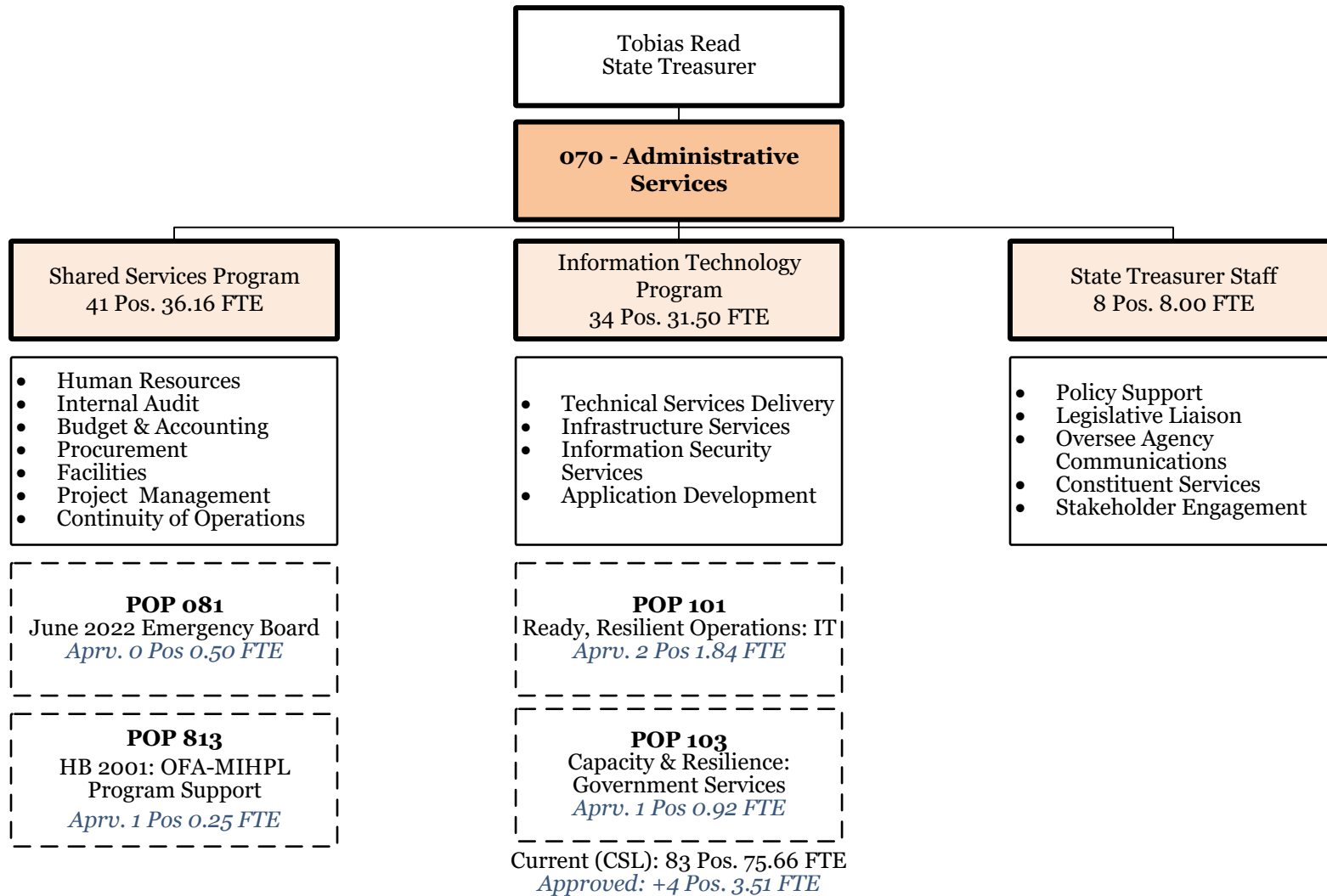
## Oregon Treasury 2023-25 Organization Chart



Current (CSL): 208 Pos. 199.91 FTE  
*Approved: +14 Pos. 13.42 FTE*



## Administrative Services 2023-25 Organization Chart





# Administrative Services

## Administrative Services Executive Summary

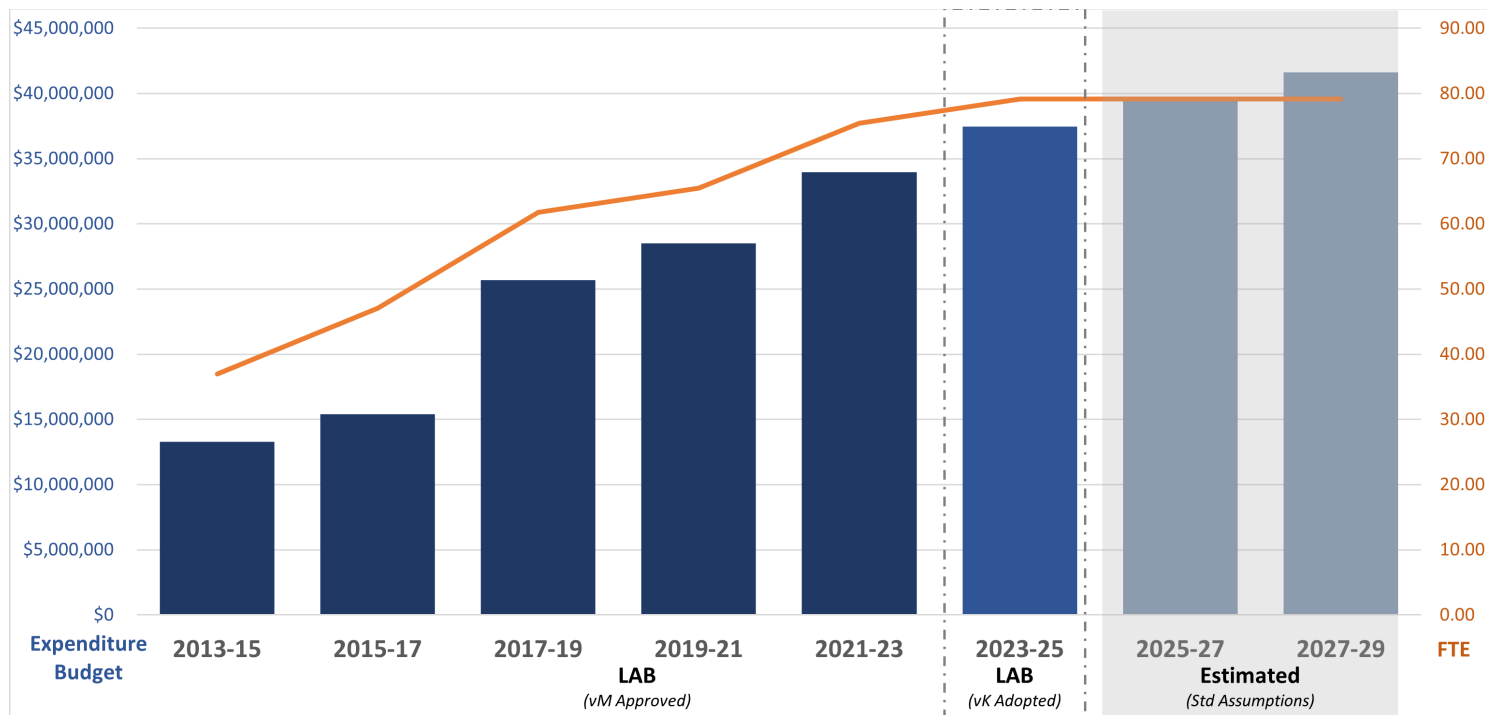
**Primary Program Contact** - Michael Kaplan, Deputy State Treasurer, 503-378-4000

**Treasury Vision** - Leading the way for Oregonians to achieve long term financial security.

**Program Overview** - Administrative Services supports Treasury by providing overall support and leadership for Treasury. Oregon Treasury Administrative Services contains the following programs:

- Shared Services Program
- Information Technology Program
- State Treasurer Staff

### Total Funds Over Time



## Program Funding Request

	Other Funds-L	Positions	FTE
2021-23 LAB	33,981,842	83	75.46
2023-25 LAB	37,441,048	87	79.17
Difference	3,459,206	4	3.71
Percent Change	10.2%	4.8%	4.9%

The program has a Legislatively Adopted Budget of \$37,441,048. Other Funds revenue is based on approved cost allocation plans. Long-term budget growth estimates through 2027-29 are included in the chart above. Those growth estimates assume standard 6.0 percent inflation for personal services and 4.2 percent for services & supplies. The base budget projections do not include future (2025-29) package requests.

## Program Unit Description

The Administrative Services Program has three main units: Shared Services, Information Technology Services, and State Treasurer Staff.

Shared Services includes Treasury-wide business and support services. This section includes the Deputy State Treasurer, who provides operational leadership to Treasury. Activities in this section include budget, accounting, human resources, procurement, data and records management, facilities operations, risk management, and project management.

The Information Technology Program's primary purpose is to deliver resilient, robust, and customer-centric services for Treasury through secure and stable systems and network connectivity. The IT team provides systems integration, infrastructure, service desk, application development, and cybersecurity expertise across the agency to help business units successfully achieve their mission, vision, and goals. IT leadership's primary drivers are organizational maturity and creating efficiencies through capacity, asset, and resource management; governance; and performance management. They also focus on cultivating an enterprise culture where solutions are strategically designed, prioritized, planned, resourced, and executed for cost-effectiveness, while maintaining high quality.

The team is comprised of four functional teams: Technical Services Delivery, Infrastructure Services, Information Security Services, and Application Development Services. Each has a manager overseeing technology projects, personnel, workload, and daily operations.

The State Treasurer Staff includes the State Treasurer, the Chief of Staff, and the necessary program staff to support the State Treasurer.



# Administrative Services

## **Program Performance**

There are no current Key Performance Measures specific to Administrative Services.

## **Enabling Legislation**

The programs included in Administrative Services derive from several constitutional and statutory directives as referenced in the Agency Wide Summary.

## **Revenue Streams**

The Administrative Services functions at Oregon Treasury are funded by a monthly cost allocation assessment (and receipt of revenues directly in lieu of assessment transfers in some cases) based on budgeted amounts, and then adjusted for actuals in the fourth quarter of each fiscal year. This provides cost stability for the operating units, but still reflects the actual amounts each year. 2 CFR part 225 Appendix E Section C is the federal guidance related to the allowable allocation of shared services costs. Based on that guidance, all Administrative Services expenditures are allocated to the Service areas based on their proportional share of salaries and wages. The only exception to this is with our IT application development team, where a significant portion of their time is spent supporting the Cash Management Program's banking software and related applications.



# Administrative Services

## Shared Services Program Unit Narrative

### Expenditures by fund type, positions, and full-time equivalents

	Other Funds-L	Positions	FTE
2021-23 LAB	15,681,344	41	36.12
2023-25 LAB	18,141,884	42	36.91
Difference	2,460,540	1	0.79
Percent Change	15.7%	2.4%	2.2%

The Legislatively Adopted Budget of \$18,141,884 million Other Funds-Limited continues funding for the Shared Services Program at the current service level for 2023-25.

### Activities, programs, and issues in the program unit base budget

#### Human Resources

Human Resources delivers efficient and effective human resource services throughout all levels of the agency with integrity, responsiveness, sensitivity, and collaboration. Human Resources' customer base is both internal and external. Internal customers include employees seeking advice and assistance in all areas of human resource management: classification and compensation, discipline and grievance resolution, performance management, policy development and interpretation, recruitment and selection, training, and employee records. External customers include members of the general public, such as job-seekers, and representatives from other state agencies requesting or providing information.

#### Internal Audit

Internal Audit Services provides value-added, professional internal audit and consulting services to Treasury management for the benefit of the agency and our stakeholders. Treasury's audit and consulting services are designed to evaluate and improve the effectiveness of Treasury's risk management processes, identify internal control and compliance concerns, and provide Treasury management with information that is useful in the governance of the agency.

Internal Audits has the authority to conduct audit and consulting engagements over all parts of Treasury and shall have full and complete access to any of the organization's records, physical properties, and personnel relevant to the performance of an engagement. Internal Audit is also granted the authority to request information of and meet with third parties providing services to Treasury. Internal auditors have access to Treasury Board and Council members as needed to complete assigned engagements and report on the results of



# Administrative Services

those engagements, if required.

## Budget & Accounting

Prior to the 2021-23 biennium Treasury utilized the statewide services agreement with DAS to support accounting functions. The Treasury accounting team provides daily transaction support to all business units, prepares necessary reports for statewide financial reporting, federal reporting, and maintains a system of internal controls to ensure the accuracy of accounting data. The team continues to put significant efforts into streamlining and automating processes to the greatest extent possible.

Treasury budget staff oversee monthly reporting to Treasury managers, preparing permanent financing plans, preparing legislative reports and impact statements, and creating revenue and expenditure projections. Significant time is spent with Treasury managers to fully understand their current and planned expenditures to help provide executive leadership with accurate budget forecasts to allow for effective oversight. Staff also manage a variety of processes and systems entry as part of the statewide budget development process.

## Procurement

Treasury's procurement services are structured to make purchases efficient so each program division can focus on its core functions. Purchases of \$10,000 or less are generally conducted within each division; Treasury's Investment and Legal and Compliance divisions perform investment-manager contracting activities. All other public procurement and contracting services are provided through centralized support services. The central procurement team provides customer-focused, solution-oriented services to ensure legal and policy requirements are met, the most cost-effective, appropriate business solutions are purchased, and that goods and services meet Treasury's high standards. The procurement team provides training on procurement and contract administration procedures and requirements, monitors performance to ensure compliance with legal and policy requirements and to continually improve processes. The team also works with the Oregon Department of Justice to ensure procurements and contracts are legally sufficient.

Over the past three years, the team has implemented a contract management solution to standardize processes, automate workflows, and improve service delivery through efficient processes. Contract management helps Treasury better manage contracts, understand roles and responsibilities, ensure proper internal controls are in place, and oversee proper invoice and payment approval and timely response to vendor performance issues.

## Facilities

Facilities provides direct support for the development, management, and administration of the built environment Treasury occupies. Facilities ensures indoor environmental quality (noise, lighting, temperature, air) is optimal and FFE is in working condition, and maintains vendor relationships and oversight, space planning, and safety. The Facilities program is designed to engage with staff and vendors

on a daily basis to create a productive work environment through monitoring, work order systems, timely communications, and accepted standards. The major cost drivers are a combination of third-party relationships to complete repairs, and second-party relationships with space planners and designers. Treasury has the potential to reduce these costs by creating opportunities to work directly with vendors to control variable costs of leased space, and expanding opportunities to bring space planning and design in-house.

## Project Management

The Project Management Office provides project management and business analysis services to Treasury. These services are designed to help Treasury achieve objectives through organization and facilitation of initiatives and projects from initial concept and planning through execution and transition to operations. Project managers and business analysts work with Treasury staff and leadership individually and on project teams, coordinate external contractors and vendors in partnership with Procurement and contract administrators, and engage with other state agency personnel to complete project objectives.

The Project Management Office follows the standards put out by the Project Management Institute and International Institute of Business Analysis. Standardized templates and reports are utilized by all projects to ensure consistency in communication to Treasury leadership and project stakeholders.

## Continuity of Operations

The Governor's Office is tasked with overseeing the Continuity of Government. This is coordinated between the State Resilience Officer and the Office of Emergency Management and outlined in ORS 401 and Executive Order 16-07. Agencies are tasked with overseeing their own Continuity of Operations plans. Over the last four years, Treasury has increased coordination with statewide planning efforts. This includes voluntarily complying with DAS policy 107-001-010 for Statewide Continuity of Operations planning, appointing a COOP sponsor, utilizing statewide satellite phone agreements for key staff, moving continuity of operations plans to statewide software, and participating in statewide COOP committees. Where practices and equipment can be standardized across state agencies, Treasury has attempted to do so. However, COOP management remains at an agency level, and where solutions are not available statewide, Treasury must identify and implement the necessary options appropriate for our plan.

Continuity of Operations is an agency-wide initiative to ensure that vital financial operations will continue in the event of major disruptions. A maintained continuity of operations plan includes orders of succession, facilities, records, and systems that Treasury uses to complete essential functions. Updates and routine review of the work is done year-round, including tabletop exercises to test the plan and build resiliency among Treasury leadership.



# Administrative Services

## **Revenue sources and proposed revenue changes**

Consistent with the practice in the overall Administrative Services Program, funding is based on approved cost allocation plans. No changes in funding are proposed.

## **Proposed new laws that apply to the program unit**

None





# Administrative Services

## Information Technology Program Unit Narrative

### Expenditures by fund type, positions, and full-time equivalents

	Other Funds-L	Positions	FTE
2021-23 LAB	15,084,940	34	31.42
2023-25 LAB	16,113,790	37	34.26
Difference	1,028,850	3	2.84
Percent Change	6.8%	8.8%	9.0%

The Legislatively Adopted Budget of \$16,113,790 million Other Funds-Limited continues funding for the Information Technology Program at the current service level for 2023-25 and includes a policy option package to increase the capacity and resiliency of the Treasury IT leadership team, improve the security and resilience of current and future Oregon State Treasury applications, meet stakeholder needs and expectations for modern, mobile-ready web communications, and improve access to public data.

### Activities, programs, and issues in the program unit base budget

#### Technical Services Delivery

The Technical Services Delivery (TSD) team serves as the primary interface between the customer and the IT team. The team's overall suite of services includes: event, incident, and problem management; request and access management; and asset management. More specifically, the team is responsible for customer relationship management in the handling of Information Technology service inquiries and problems in the areas of email, active directory, computer operating systems, software and hardware acquisitions, desktop applications for all types of computer systems, and patching. TSD has adopted ITIL (Information Technology Infrastructure Library) standards as the framework for delivering and measuring services and support.

#### Infrastructure Services

The Infrastructure Services team provides network and systems architecture and support. This team is responsible for keeping all back-end systems and services functional and secure. The Infrastructure team is responsible for designing, building, and maintaining all the computer and networking systems that OST's software and applications run on. Their role encompasses managing the data centers (on premises and Disaster Recovery site), managing the firewalls and Intrusion Detection Systems, troubleshooting connectivity issues, designing and implementing new hardware solutions, improving firmware, maintaining servers and routers, refreshing technology, and performing continuous health checks on the network and systems.



# Administrative Services

## Information Security Services

The Information Security Services team, or Infosec team, is responsible for the day-to-day operation of the Information Security Program. In addition to the dedicated InfoSec staff, the entire IT Division is dedicated to the full realization of its security strategy and provides additional security-related resources when/as needed. Treasury's information security management functions are divided into four major areas: Security Engineering, Security Operations, Incident Response, and Program Management. These four security functions cover the depth and breadth of maintaining a robust security program, using the NIST Cybersecurity Framework and CIS Controls as the frameworks of their program.

## Application Development Services

The Application Development Services (ADS) team provides the analysis, design, development, construction, configuration, implementation, and integration of software applications that support OST's business processes. The team also oversees the maintenance and support of existing on premises and cloud-based applications. The ADS team, and its leadership, ensures alignment with division and agency leadership for appropriate business processes in meeting specific application requirements; it also ensures the quality of processes, applications, and technical support for OST customers. The team builds compliance into system life-cycle methodologies and standards and maintains awareness of applicable new technologies and their potential applications. The ADS team also provides data architecture design and data administration for the agency.

## **Revenue sources and proposed revenue changes**

Consistent with the practice in the overall Administrative Services Program, funding is based on approved cost allocation plans. No changes in funding are proposed.

## **Proposed new laws that apply to the program unit**

None



# Administrative Services

## State Treasurer Staff Program Unit Narrative

### Expenditures by fund type, positions, and full-time equivalents

	Other Funds-L	Positions	FTE
2021-23 LAB	3,215,558	8	7.92
2023-25 LAB	3,185,374	8	8.00
Difference	(30,184)	-	0.08
Percent Change	-0.9%	0.0%	1.0%

The Legislatively Adopted Budget of \$3,185,374 million Other Funds-Limited continues funding for the State Treasurer Staff at the current service level for 2023-25.

### Activities, programs, and issues in the program unit base budget

The State Treasurer Staff includes both the State Treasurer and the staff necessary to effectively fulfill the office's constitutional and statutory duties. The Chief of Staff works closely with the Deputy State Treasurer to manage the daily operations of the Oregon Treasury.

#### Policy Support

The State Treasurer sits on a number of statewide boards, including the State Land Board, State Board of Education, Oregon Investment Council, State Debt Policy Advisory Commission, 529 Savings Board, and Oregon Retirement Savings Board. The Treasurer's designees sit on a variety of other boards, commissions, and statewide work groups. The State Treasurer is also involved in national efforts including the National Association of State Treasurers where he is currently the Chair of the Legislative Committee. The State Treasurer is also active in the Council of Institutional Investors, Principles for Responsible Investment, and the Sustainability Accounting Standards Board, where he works to promote efforts that will improve fiduciary excellence. Staff provide varying levels of support to the boards and assist in preparing the Treasurer to effectively participate in the groups.

As a statewide elected official, the Treasurer has a responsibility to advocate for policy positions they were elected to pursue. Staff work with the Treasurer, stakeholders, and staff to research, evaluate and refine policy proposals. Periodically boards that the Treasurer is a member of have policy actions that are proposed that require assistance from staff.

#### Legislative Liaison

Staff frequently interact with the Governor's office, legislative leadership, individual legislators and various staff from those offices to



# Administrative Services

support statewide governmental activities. Staff lead Treasury-wide efforts to review bills, provide feedback to legislative staff regarding impacts, and guide legislative strategy. Research is conducted and background briefings prepared on key proposed legislation.

## Oversee Agency Communications

State Treasurer Staff oversee a variety of communications related efforts to ensure consistency and effective messaging. They prepare speeches for the State Treasurer, prepare and review legislative testimony, and review materials for various Treasury publications.

## Constituent Services

The State Treasurer conducts a variety of outreach across the state to ensure they are effectively representing Oregonians. Staff assist in these efforts by coordinating outreach events, responding to inquiries from constituents, and engaging with stakeholders and stakeholder groups.

## Stakeholder Engagement

Effectively managing the operations of the State Treasurer requires coordinating with federal, state, local and tribal government officials and staff.

## **Revenue sources and proposed revenue changes**

Consistent with the practice in the overall Administrative Services Program, funding is based on approved cost allocation plans. No changes in funding are proposed.

## **Proposed new laws that apply to the program unit**

The State Treasurer has submitted a number of legislative concepts that staff have been working on in support of various Treasury programs. Staff will provide support for the legislative process, but none of the concepts will directly change the work on the program unit.

## Administrative Services Essential and Policy Packages

### Essential Packages

The Current Service Level (CSL) is required by law and is an estimate of the cost to continue current legislatively-approved programs into the 2023-25 biennium. Essential Packages are the means by which these costs are estimated and budgeted in a standardized format by agencies and evaluated for compliance with these standards by the Department of Administrative Services (DAS). Treasury followed all of these requirements in building the Essential Packages for the 2023-25 biennium.

The narrative below briefly describes each Essential Package, and fiscal details for each package are included in the reports at the end of this section, broken out by fund type, category (e.g., Personal Services, Services and Supplies, etc.), and positions/FTE if necessary.

#### **010 Non-PICS Psnl Svc / Vacancy Savings**

This package contains adjustments to the base budget as directed in 2023-25 Budget Instructions. These adjustments include: standard vacancy factor calculations, non-PICS generated Personal Services inflation adjustments, mass transit taxes, and Pension Obligation Bond assessments.

#### **021 Phase-Ins**

Due to Treasury's move into our new facility at Mill Creek mid-way through the 2021-23 biennium in March 2022, the budget report for our main budget bill (SB 5544) acknowledged that budgeted amounts in Rent accounts for Treasury supported increased rent costs for 15 months in 2021-23, and would need to be phased-in for the full 24 months in the 2023-25 budget. Phase-in entries in this package were made consistent with this legislatively approved direction for impacted programs.

#### **022 Phase-Outs**

This package is generally necessary to take one-time costs approved as part of policy option packages in 2021-23 and remove them from the 2023-25 biennium budget. 2021-23 POP 105 - Treasury Resiliency included one-time expenditures for moving costs (\$50,600) and components of an emergency communications tool (\$25,000) that are accordingly phased-out in this package. Phase-outs also include reductions for one-time expenses for staff-related services and supplies in the Expendable Property accounts.

#### **031 Standard Inflation**

This package provides for standard inflation on all Services and Supplies and Capital Outlay. All expenditure categories were increased by the standard inflation rates defined by DAS in the Budget Instructions, including Professional Services (8.80%), Attorney General (17.67%), Rent (18.54%), and remaining accounts (4.20%). State Government Services Charges were adjusted to match the DAS Price

List as required.

## **060 Technical Adjustments**

This package moves Other Funds-Limited expenditure limitation in a net-zero shift from Capital Outlay to Services and Supplies to re-align expenditures across budget categories based on where actual expenditures are incurred in practice, and is accomplished consistent with Budget Instructions.

This package also redistributes Other Funds-Limited expenditure limitation between Protected accounts on a net-zero basis between DCRs in this SCR. This is also accomplished consistent with Budget Instructions.

Furthermore, this package redistributes Other Funds-Limited expenditure limitation between Rent accounts on a net-zero basis agency-wide, including between both SCRs and DCRs. Package entries were necessary to ensure costs associated with the resilience functionality available to all Treasury programs via the new Mill Creek facility (and not just those housed in the facility) were allocated equitably, and to accommodate substantial pandemic-driven changes in the hybrid work environment. Treasury revised how rent is allocated to benefitting programs to address these issues in both the 2021-23 and 2023-25 biennia, and the net-zero redistribution of budgeted Rent in this package implements this updated allocation methodology across Treasury programs in the current service level budget.

## Package 101 – Ready, Resilient Operations: IT

Note Regarding Changes to this POP in LAB from what was requested in GB. This package was adopted by the Legislature, but two of the four requested positions (and relevant position-related services and supplies) were not included in the Budget Report recommendation and were therefore not adopted by the Legislature. Narrative relating to the positions remains unchanged in this section for reference purposes, but the positions not recommended and adopted are lined out in the Staffing Impact section for clarity.

### Purpose

The Information Technology Program's primary purpose is to deliver resilient, robust, and customer-centric services for Treasury through secure and stable systems and network connectivity. This package is designed to increase the capacity and resiliency of the Treasury IT leadership team, improve the security and resilience of current and future Oregon State Treasury applications, meet stakeholder needs and expectations for modern, mobile-ready web communications, and improve access to public data.

### How Achieved

Over the last 10 years, Oregon State Treasury has more than doubled in size. While that increase is partially attributable to new programs, the lion's share of the growth comes from efforts to modernize operations, improve resiliency, reduce fees absorbed by Treasury's investment portfolios, and move more investment management expertise in-house. All these efforts are necessarily supported by growing the scope, capabilities, and responsibilities of Treasury's Information Technology team.

While OST continues to mature and evolve information technology capabilities, from a staff and technical perspective, there is a growing management gap. With that gap comes vulnerabilities as Treasury takes on increasingly complex projects and faces more sophisticated security threats. To counter this deficiency, this POP proposes a new Deputy Chief Information Officer.

During the current biennium, Treasury experienced multiple and overlapping emergencies. The covid pandemic, ice storms, wildfires, water quality issues, and power outages all presented threats to business continuity and the state of Oregon's financial system. Not only were IT systems threatened, but Treasury had staff cut off from communications and internet connectivity, without power, evacuated or sick. To continue to assure 24/7 availability OST requires IT leadership support and availability to augment our existing resiliency efforts. Currently, Treasury is not compliant with financial industry best practices for IT leadership staffing.

The Oregon State Treasury IT team operates in a high-threat environment as they develop and maintain mission-critical applications that nearly all Oregon public service entities depend on daily. With an application security analyst, Treasury will be able to develop and promote secure coding practices, integrate security activities into all phases of the software lifecycle, institute threat modeling, develop automated procedures to test security controls, and implement continuous vulnerability scanning.



The need for a dynamic, responsive website has never been greater, especially one that can respond to Oregonians using mobile applications. This resource is essential as more and more government communications, applications, and resources are available or delivered online. For Treasury, that includes the ability to search for and claim unclaimed property; the ability to access resources related to financial literacy, Treasury investments, and savings programs; and the ability to participate in public meetings and/or public engagement processes no matter where in the state they live.

Treasury recognizes the potential of data driven decisions with possible revenue and efficiency benefits. Some of these benefits could include efficient access to data for public access, streamline workflows for faster resolution and or decision making for public reconcilia-

Action	Classification	Type	Pos	FTE	Phase-In Date
Establish	Principal Executive/Manager F	PF	1	0.92	9/1/2023
Establish	Information Systems Specialist 8	PF	1	0.92	9/1/2023
Establish	Information Systems Specialist 6	PF	1	-0.92	9/1/2023
Establish	Principal Executive/Manager E	PF	1	-0.92	9/1/2023

tion of property, and quicker access to information for investments. To better understand and explore these possibilities there is a need for data governance and management that creates data standards and frameworks for the agency.

## Staffing Impact

As noted at the beginning of this POP narrative, requested positions in the table below with strikethrough text were not recommended and adopted by the Legislature, and detail is left here for reference purposes only.

Treasury is requesting the reclassification of one existing permanent, full-time (PF) position from Principal Executive Manager F to Principal Executive Manager G, and the establishment of four new permanent, full-time positions phased-in early in the biennium:

Permanent, full-time positions and corresponding personal services expenditure limitation will automatically phase in to 24 months/1.00 FTE in the 2025-27 biennium.

## Quantifying Results

This initiative will accelerate work to prioritize and complete IT projects across the organization through improved collaboration within Treasury and will improve IT security.

The primary metric tracking overall maturity and progress within the Application Security Program is the OWASP SAMM (Software Assurance Maturity Model), an industry-standard framework to help organizations assess their current state and then formulate and



implement a tailored strategy for improving software security. SAMM measures the program across 5 domain areas on a 0-3 scale, with 3 being the optimal program. OST is currently at an averaged SAMM score of 0.24.

Other results-based metrics and milestones include:

- Formalized establishment and development of the OST Application Security Program, in consultation with CISO.
- Perform Continuous Web Application Vulnerability Scanning on 100% of available applications by end of biennium.
- Guide remediation of discovered application vulnerabilities to meet 100% compliance with the overall OST Vulnerability Remediation Standard by end of biennium.
- Creation of at least 5 metrics focused on application security to be integrated into the overall OST Security Scorecard.
- Collaboration with Application Development team resulting in formalized Application Development Security policy.
- Update Application Inventory to include 100% of internal as well as cloud-based applications including data classification according to business risk as well as data sensitivity.

Website-related tasks will be completed more quickly. We also expect to see the number of overall website-related tasks increase since currently many projects are not being pursued given staffing limitations.

A data governance plan will be developed to provide access to public data more efficiently and effectively.

## Revenue Source

Consistent with the practice in the overall Administrative Services Program, funding is based on approved cost allocation plans. No changes in funding are proposed.

## Related Packages

There are two Policy Packages that have relatively small but material impacts on the Administrative Services program area limitation and staffing complement, but those packages are driven by needs in the programs served by Administrative Services staff, and to avoid fragmenting the detail and contextual explanation for the packages, details for these POPs are not duplicated here in the Administrative Services program area and rather can be found in the relevant program area section. Specifically, details can be found for both POP 103 - Capacity & Resilience: Government Services and POP 813 - Oregon Facilities Authority (OFA) Moderate Income Housing Predevelopment Loans (MIHPL) Program Support in the State and Local Government Services (SLGS) program section of this budget document.

In addition, the 08x package series is for Emergency Board actions after April of even numbered years, and the 09x package series is for Statewide Packages generally directed by the Department of Administrative Services (DAS) during the Governors Budget process. The 09x package series is then generally eliminated and reinserted/revised as necessary in the 8xx series of packages in in the Legislatively Adopted Budget.

Treasury has an 081 Package for the 2023-25 Legislatively Adopted Budget that includes reclassifications of Administrative Services program staff included in the June 2022 Emergency Board carried forward from 2021-23 to 2023-25, as well as an 810 – Statewide Adjustments package for the Statewide AG Adjustment that reflects a reduction in the standard Attorney General rates (previously in the 092 Package in GB), and for a Statewide Adjustment to DAS Charges to reflect modifications to State Government Service Charges and DAS pricelist charges for services to this program area (previously in the 093 Package in GB).

As noted in all of the operational program section narratives, packages for the Administrative Services program area are supported via cost allocation transfers by operational programs in Treasury, and accordingly each of the Administrative Services POPs described in this section drive adjustments to Transfers for all operational programs. Revenues are only impacted when a specific program can adjust their revenues to accommodate fluctuations in budgeted expenses via an assessment rather than service fees, and revenues are adjusted as appropriate.



# Administrative Services

## ESSENTIAL AND POLICY PACKAGE FISCAL IMPACT SUMMARY

Treasury, Oregon State  
Pkg: 010 - Vacancy Factor and Non-ORPICS Personal Services

Cross Reference Name: Administrative Services  
Cross Reference Number: 17000-070-00-00-00000

Description	General Fund	Lottery Funds	Other Funds	Federal Funds	Nonlimited Other Funds	Nonlimited Federal Funds	All Funds
<b>Personal Services</b>							
Temporary Appointments	-	-	61	-	-	-	61
Overtime Payments	-	-	14	-	-	-	14
All Other Differential	-	-	1,773	-	-	-	1,773
Public Employees' Retire Cont	-	-	320	-	-	-	320
Pension Obligation Bond	-	-	(17,033)	-	-	-	(17,033)
Social Security Taxes	-	-	141	-	-	-	141
Paid Family Medical Leave Insurance	-	-	7	-	-	-	7
Mass Transit Tax	-	-	16,792	-	-	-	16,792
Vacancy Savings	-	-	(6,034)	-	-	-	(6,034)
<b>Total Personal Services</b>	-	-	<b>(\$3,959)</b>	-	-	-	<b>(\$3,959)</b>
<b>Services &amp; Supplies</b>							
Data Processing	-	-	-	-	-	-	-
Professional Services	-	-	-	-	-	-	-
Expendable Prop 250 - 5000	-	-	-	-	-	-	-
IT Expendable Property	-	-	-	-	-	-	-
<b>Total Services &amp; Supplies</b>	-	-	-	-	-	-	-
<b>Total Expenditures</b>							
Total Expenditures	-	-	(3,959)	-	-	-	(3,959)
<b>Total Expenditures</b>	-	-	<b>(\$3,959)</b>	-	-	-	<b>(\$3,959)</b>

\_\_\_\_ Agency Request  
2023-25 Biennium

\_\_\_\_ Governor's Budget  
Page \_\_\_\_\_

\_\_\_\_ Legislatively Adopted  
Essential and Policy Package Fiscal Impact Summary - BPR013



# Administrative Services

## ESSENTIAL AND POLICY PACKAGE FISCAL IMPACT SUMMARY

Treasury, Oregon State  
Pkg: 010 - Vacancy Factor and Non-ORPICS Personal Services

Cross Reference Name: Administrative Services  
Cross Reference Number: 17000-070-00-00-00000

Description	General Fund	Lottery Funds	Other Funds	Federal Funds	Nonlimited Other Funds	Nonlimited Federal Funds	All Funds
Ending Balance							
Ending Balance	-	-	3,959	-	-	-	3,959
Total Ending Balance	-	-	\$3,959	-	-	-	\$3,959

\_\_\_\_ Agency Request  
2023-25 Biennium

\_\_\_\_ Governor's Budget  
Page \_\_\_\_\_

\_\_\_\_ Legislatively Adopted  
Essential and Policy Package Fiscal Impact Summary - BPR013



# Administrative Services

## ESSENTIAL AND POLICY PACKAGE FISCAL IMPACT SUMMARY

Treasury, Oregon State  
Pkg: 021 - Phase-in

Cross Reference Name: Administrative Services  
Cross Reference Number: 17000-070-00-00-00000

Description	General Fund	Lottery Funds	Other Funds	Federal Funds	Nonlimited Other Funds	Nonlimited Federal Funds	All Funds
<b>Services &amp; Supplies</b>							
Facilities Rental and Taxes	-	-	378,438	-	-	-	378,438
<b>Total Services &amp; Supplies</b>	-	-	<b>\$378,438</b>	-	-	-	<b>\$378,438</b>
<b>Total Expenditures</b>							
Total Expenditures	-	-	378,438	-	-	-	378,438
<b>Total Expenditures</b>	-	-	<b>\$378,438</b>	-	-	-	<b>\$378,438</b>
<b>Ending Balance</b>							
Ending Balance	-	-	(378,438)	-	-	-	(378,438)
<b>Total Ending Balance</b>	-	-	<b>(\$378,438)</b>	-	-	-	<b>(\$378,438)</b>

\_\_\_\_ Agency Request  
2023-25 Biennium

\_\_\_\_ Governor's Budget  
Page \_\_\_\_\_

\_\_\_\_ Legislatively Adopted  
Essential and Policy Package Fiscal Impact Summary - BPR013



# Administrative Services

## ESSENTIAL AND POLICY PACKAGE FISCAL IMPACT SUMMARY

Treasury, Oregon State  
Pkg: 022 - Phase-out Pgm & One-time Costs

Cross Reference Name: Administrative Services  
Cross Reference Number: 17000-070-00-00-00000

Description	General Fund	Lottery Funds	Other Funds	Federal Funds	Nonlimited Other Funds	Nonlimited Federal Funds	All Funds
<b>Services &amp; Supplies</b>							
Data Processing	-	-	(25,000)	-	-	-	(25,000)
Professional Services	-	-	(50,600)	-	-	-	(50,600)
Expendable Prop 250 - 5000	-	-	(33,576)	-	-	-	(33,576)
IT Expendable Property	-	-	(31,936)	-	-	-	(31,936)
<b>Total Services &amp; Supplies</b>	-	-	<b>(\$141,112)</b>	-	-	-	<b>(\$141,112)</b>
<b>Total Expenditures</b>							
Total Expenditures	-	-	(141,112)	-	-	-	(141,112)
<b>Total Expenditures</b>	-	-	<b>(\$141,112)</b>	-	-	-	<b>(\$141,112)</b>
<b>Ending Balance</b>							
Ending Balance	-	-	141,112	-	-	-	141,112
<b>Total Ending Balance</b>	-	-	<b>\$141,112</b>	-	-	-	<b>\$141,112</b>

\_\_\_\_ Agency Request  
2023-25 Biennium

\_\_\_\_ Governor's Budget  
Page \_\_\_\_\_

\_\_\_\_ Legislatively Adopted  
Essential and Policy Package Fiscal Impact Summary - BPR013



# Administrative Services

## ESSENTIAL AND POLICY PACKAGE FISCAL IMPACT SUMMARY

Treasury, Oregon State  
Pkg: 031 - Standard Inflation

Cross Reference Name: Administrative Services  
Cross Reference Number: 17000-070-00-00-00000

Description	General Fund	Lottery Funds	Other Funds	Federal Funds	Nonlimited Other Funds	Nonlimited Federal Funds	All Funds
<b>Services &amp; Supplies</b>							
Instate Travel	-	-	2,424	-	-	-	2,424
Out of State Travel	-	-	2,814	-	-	-	2,814
Employee Training	-	-	19,676	-	-	-	19,676
Office Expenses	-	-	5,094	-	-	-	5,094
Telecommunications	-	-	16,680	-	-	-	16,680
State Gov. Service Charges	-	-	519,960	-	-	-	519,960
Data Processing	-	-	36,824	-	-	-	36,824
Publicity and Publications	-	-	567	-	-	-	567
Professional Services	-	-	198,212	-	-	-	198,212
IT Professional Services	-	-	76,026	-	-	-	76,026
Attorney General	-	-	16,672	-	-	-	16,672
Employee Recruitment and Develop	-	-	4,011	-	-	-	4,011
Dues and Subscriptions	-	-	8,923	-	-	-	8,923
Facilities Rental and Taxes	-	-	430,979	-	-	-	430,979
Facilities Maintenance	-	-	212	-	-	-	212
Agency Program Related S and S	-	-	215	-	-	-	215
Other Services and Supplies	-	-	16,771	-	-	-	16,771
Expendable Prop 250 - 5000	-	-	3,654	-	-	-	3,654
IT Expendable Property	-	-	36,529	-	-	-	36,529
<b>Total Services &amp; Supplies</b>	-	-	<b>\$1,396,243</b>	-	-	-	<b>\$1,396,243</b>
<b>Capital Outlay</b>							
Telecommunications Equipment	-	-	6,042	-	-	-	6,042
Technical Equipment	-	-	16,800	-	-	-	16,800

\_\_\_\_ Agency Request  
2023-25 Biennium

\_\_\_\_ Governor's Budget  
Page \_\_\_\_\_

\_\_\_\_ Legislatively Adopted  
Essential and Policy Package Fiscal Impact Summary - BPR013



# Administrative Services

## ESSENTIAL AND POLICY PACKAGE FISCAL IMPACT SUMMARY

Treasury, Oregon State  
Pkg: 031 - Standard Inflation

Cross Reference Name: Administrative Services  
Cross Reference Number: 17000-070-00-00-00000

Description	General Fund	Lottery Funds	Other Funds	Federal Funds	Nonlimited Other Funds	Nonlimited Federal Funds	All Funds
<b>Capital Outlay</b>							
Data Processing Software	-	-	6,003	-	-	-	6,003
<b>Total Capital Outlay</b>	-	-	<b>\$28,845</b>	-	-	-	<b>\$28,845</b>
<b>Total Expenditures</b>							
Total Expenditures	-	-	1,425,088	-	-	-	1,425,088
<b>Total Expenditures</b>	-	-	<b>\$1,425,088</b>	-	-	-	<b>\$1,425,088</b>
<b>Ending Balance</b>							
Ending Balance	-	-	(1,425,088)	-	-	-	(1,425,088)
<b>Total Ending Balance</b>	-	-	<b>(\$1,425,088)</b>	-	-	-	<b>(\$1,425,088)</b>

\_\_\_\_ Agency Request  
2023-25 Biennium

\_\_\_\_ Governor's Budget  
Page \_\_\_\_\_

\_\_\_\_ Legislatively Adopted  
Essential and Policy Package Fiscal Impact Summary - BPR013





# Administrative Services

## ESSENTIAL AND POLICY PACKAGE FISCAL IMPACT SUMMARY

Treasury, Oregon State  
Pkg: 060 - Technical Adjustments

Cross Reference Name: Administrative Services  
Cross Reference Number: 17000-070-00-00-00000

Description	General Fund	Lottery Funds	Other Funds	Federal Funds	Nonlimited Other Funds	Nonlimited Federal Funds	All Funds
<b>Services &amp; Supplies</b>							
Data Processing	-	-	199,793	-	-	-	199,793
Professional Services	-	-	-	-	-	-	-
Facilities Rental and Taxes	-	-	(310,007)	-	-	-	(310,007)
Agency Program Related S and S	-	-	217,015	-	-	-	217,015
<b>Total Services &amp; Supplies</b>	-	-	<b>\$106,801</b>	-	-	-	<b>\$106,801</b>
<b>Capital Outlay</b>							
Technical Equipment	-	-	(416,808)	-	-	-	(416,808)
<b>Total Capital Outlay</b>	-	-	<b>(\$416,808)</b>	-	-	-	<b>(\$416,808)</b>
<b>Total Expenditures</b>							
Total Expenditures	-	-	(310,007)	-	-	-	(310,007)
<b>Total Expenditures</b>	-	-	<b>(\$310,007)</b>	-	-	-	<b>(\$310,007)</b>
<b>Ending Balance</b>							
Ending Balance	-	-	310,007	-	-	-	310,007
<b>Total Ending Balance</b>	-	-	<b>\$310,007</b>	-	-	-	<b>\$310,007</b>

\_\_\_\_ Agency Request  
2023-25 Biennium

\_\_\_\_ Governor's Budget  
Page \_\_\_\_\_

\_\_\_\_ Legislatively Adopted  
Essential and Policy Package Fiscal Impact Summary - BPR013



# Administrative Services

## ESSENTIAL AND POLICY PACKAGE FISCAL IMPACT SUMMARY

Treasury, Oregon State  
Pkg: 081 - June 2022 Emergency Board

Cross Reference Name: Administrative Services  
Cross Reference Number: 17000-070-00-00-00000

Description	General Fund	Lottery Funds	Other Funds	Federal Funds	Nonlimited Other Funds	Nonlimited Federal Funds	All Funds
<b>Revenues</b>							
Transfer In - Intrafund	-	-	99,302	-	-	-	99,302
<b>Total Revenues</b>	-	-	<b>\$99,302</b>	-	-	-	<b>\$99,302</b>
<b>Personal Services</b>							
Class/Unclass Sal. and Per Diem	-	-	63,072	-	-	-	63,072
Empl. Rel. Bd. Assessments	-	-	27	-	-	-	27
Public Employees' Retire Cont	-	-	11,302	-	-	-	11,302
Social Security Taxes	-	-	4,825	-	-	-	4,825
Paid Family Medical Leave Insurance	-	-	253	-	-	-	253
Worker's Comp. Assess. (WCD)	-	-	23	-	-	-	23
Flexible Benefits	-	-	19,800	-	-	-	19,800
<b>Total Personal Services</b>	-	-	<b>\$99,302</b>	-	-	-	<b>\$99,302</b>
<b>Total Expenditures</b>							
Total Expenditures	-	-	99,302	-	-	-	99,302
<b>Total Expenditures</b>	-	-	<b>\$99,302</b>	-	-	-	<b>\$99,302</b>
<b>Ending Balance</b>							
Ending Balance	-	-	-	-	-	-	-
<b>Total Ending Balance</b>	-	-	-	-	-	-	-

\_\_\_\_ Agency Request  
2023-25 Biennium

\_\_\_\_ Governor's Budget  
Page \_\_\_\_\_

\_\_\_\_ Legislatively Adopted  
Essential and Policy Package Fiscal Impact Summary - BPR013



# Administrative Services

## ESSENTIAL AND POLICY PACKAGE FISCAL IMPACT SUMMARY

Treasury, Oregon State  
Pkg: 081 - June 2022 Emergency Board

Cross Reference Name: Administrative Services  
Cross Reference Number: 17000-070-00-00-00000

Description	General Fund	Lottery Funds	Other Funds	Federal Funds	Nonlimited Other Funds	Nonlimited Federal Funds	All Funds
Total FTE							
Total FTE							0.50
Total FTE	-	-	-	-	-	-	0.50

\_\_\_\_ Agency Request  
2023-25 Biennium

\_\_\_\_ Governor's Budget  
Page \_\_\_\_\_

\_\_\_\_ Legislatively Adopted  
Essential and Policy Package Fiscal Impact Summary - BPR013



# Administrative Services

## ESSENTIAL AND POLICY PACKAGE FISCAL IMPACT SUMMARY

Treasury, Oregon State  
Pkg: 092 - Statewide AG Adjustment

Cross Reference Name: Administrative Services  
Cross Reference Number: 17000-070-00-00-00000

Description	General Fund	Lottery Funds	Other Funds	Federal Funds	Nonlimited Other Funds	Nonlimited Federal Funds	All Funds
<b>Services &amp; Supplies</b>							
Attorney General	-	-	-	-	-	-	-
<b>Total Services &amp; Supplies</b>	-	-	-	-	-	-	-
<b>Total Expenditures</b>							
Total Expenditures	-	-	-	-	-	-	-
<b>Total Expenditures</b>	-	-	-	-	-	-	-
<b>Ending Balance</b>							
Ending Balance	-	-	-	-	-	-	-
<b>Total Ending Balance</b>	-	-	-	-	-	-	-

\_\_\_\_ Agency Request  
2023-25 Biennium

\_\_\_\_ Governor's Budget  
Page \_\_\_\_\_

\_\_\_\_ Legislatively Adopted  
Essential and Policy Package Fiscal Impact Summary - BPR013



# Administrative Services

## ESSENTIAL AND POLICY PACKAGE FISCAL IMPACT SUMMARY

Treasury, Oregon State  
Pkg: 093 - Statewide Adjustment DAS Chgs

Cross Reference Name: Administrative Services  
Cross Reference Number: 17000-070-00-00-00000

Description	General Fund	Lottery Funds	Other Funds	Federal Funds	Nonlimited Other Funds	Nonlimited Federal Funds	All Funds
<b>Services &amp; Supplies</b>							
State Gov. Service Charges	-	-	-	-	-	-	-
Other Services and Supplies	-	-	-	-	-	-	-
<b>Total Services &amp; Supplies</b>	-	-	-	-	-	-	-
<b>Total Expenditures</b>							
Total Expenditures	-	-	-	-	-	-	-
<b>Total Expenditures</b>	-	-	-	-	-	-	-
<b>Ending Balance</b>							
Ending Balance	-	-	-	-	-	-	-
<b>Total Ending Balance</b>	-	-	-	-	-	-	-

\_\_\_\_ Agency Request  
2023-25 Biennium

\_\_\_\_ Governor's Budget  
Page \_\_\_\_\_

\_\_\_\_ Legislatively Adopted  
Essential and Policy Package Fiscal Impact Summary - BPR013



# Administrative Services

## ESSENTIAL AND POLICY PACKAGE FISCAL IMPACT SUMMARY

Treasury, Oregon State  
Pkg: 101 - Ready, Resilient Operations: IT

Cross Reference Name: Administrative Services  
Cross Reference Number: 17000-070-00-00-00000

Description	General Fund	Lottery Funds	Other Funds	Federal Funds	Nonlimited Other Funds	Nonlimited Federal Funds	All Funds
<b>Revenues</b>							
Transfer In - Intrafund	-	-	622,852	-	-	-	622,852
<b>Total Revenues</b>	-	-	<b>\$622,852</b>	-	-	-	<b>\$622,852</b>
<b>Personal Services</b>							
Class/Unclass Sal. and Per Diem	-	-	388,384	-	-	-	388,384
Empl. Rel. Bd. Assessments	-	-	96	-	-	-	96
Public Employees' Retire Cont	-	-	69,598	-	-	-	69,598
Social Security Taxes	-	-	29,142	-	-	-	29,142
Paid Family Medical Leave Insurance	-	-	1,517	-	-	-	1,517
Worker's Comp. Assess. (WCD)	-	-	84	-	-	-	84
Flexible Benefits	-	-	72,600	-	-	-	72,600
<b>Total Personal Services</b>	-	-	<b>\$561,421</b>	-	-	-	<b>\$561,421</b>
<b>Services &amp; Supplies</b>							
Instate Travel	-	-	1,630	-	-	-	1,630
Out of State Travel	-	-	5,000	-	-	-	5,000
Employee Training	-	-	11,376	-	-	-	11,376
Office Expenses	-	-	6,520	-	-	-	6,520
Telecommunications	-	-	7,608	-	-	-	7,608
Data Processing	-	-	2,104	-	-	-	2,104
Publicity and Publications	-	-	1,190	-	-	-	1,190
Employee Recruitment and Develop	-	-	1,088	-	-	-	1,088
Dues and Subscriptions	-	-	1,190	-	-	-	1,190
Facilities Rental and Taxes	-	-	74,200	-	-	-	74,200

\_\_\_\_ Agency Request  
2023-25 Biennium

\_\_\_\_ Governor's Budget  
Page \_\_\_\_\_

\_\_\_\_ Legislatively Adopted  
Essential and Policy Package Fiscal Impact Summary - BPR013



# Administrative Services

## ESSENTIAL AND POLICY PACKAGE FISCAL IMPACT SUMMARY

Treasury, Oregon State  
Pkg: 101 - Ready, Resilient Operations: IT

Cross Reference Name: Administrative Services  
Cross Reference Number: 17000-070-00-00-00000

Description	General Fund	Lottery Funds	Other Funds	Federal Funds	Nonlimited Other Funds	Nonlimited Federal Funds	All Funds
<b>Services &amp; Supplies</b>							
Other Services and Supplies	-	-	1,170	-	-	-	1,170
Expendable Prop 250 - 5000	-	-	8,746	-	-	-	8,746
IT Expendable Property	-	-	8,320	-	-	-	8,320
<b>Total Services &amp; Supplies</b>	-	-	<b>\$130,142</b>	-	-	-	<b>\$130,142</b>
<b>Total Expenditures</b>							
Total Expenditures	-	-	691,563	-	-	-	691,563
<b>Total Expenditures</b>	-	-	<b>\$691,563</b>	-	-	-	<b>\$691,563</b>
<b>Ending Balance</b>							
Ending Balance	-	-	(68,711)	-	-	-	(68,711)
<b>Total Ending Balance</b>	-	-	<b>(\$68,711)</b>	-	-	-	<b>(\$68,711)</b>
<b>Total Positions</b>							
Total Positions							2
<b>Total Positions</b>	-	-	-	-	-	-	<b>2</b>
<b>Total FTE</b>							
Total FTE							1.84
<b>Total FTE</b>	-	-	-	-	-	-	<b>1.84</b>

\_\_\_\_ Agency Request  
2023-25 Biennium

\_\_\_\_ Governor's Budget  
Page \_\_\_\_\_

\_\_\_\_ Legislatively Adopted  
Essential and Policy Package Fiscal Impact Summary - BPR013



# Administrative Services

## ESSENTIAL AND POLICY PACKAGE FISCAL IMPACT SUMMARY

Treasury, Oregon State  
Pkg: 103 - Capacity & Resilience: Government Services

Cross Reference Name: Administrative Services  
Cross Reference Number: 17000-070-00-00-00000

Description	General Fund	Lottery Funds	Other Funds	Federal Funds	Nonlimited Other Funds	Nonlimited Federal Funds	All Funds
<b>Revenues</b>							
Transfer In - Intrafund	-	-	209,276	-	-	-	209,276
<b>Total Revenues</b>	-	-	<b>\$209,276</b>	-	-	-	<b>\$209,276</b>
<b>Personal Services</b>							
Class/Unclass Sal. and Per Diem	-	-	105,908	-	-	-	105,908
Empl. Rel. Bd. Assessments	-	-	48	-	-	-	48
Public Employees' Retire Cont	-	-	18,979	-	-	-	18,979
Social Security Taxes	-	-	8,102	-	-	-	8,102
Paid Family Medical Leave Insurance	-	-	424	-	-	-	424
Worker's Comp. Assess. (WCD)	-	-	42	-	-	-	42
Flexible Benefits	-	-	36,300	-	-	-	36,300
<b>Total Personal Services</b>	-	-	<b>\$169,803</b>	-	-	-	<b>\$169,803</b>
<b>Services &amp; Supplies</b>							
Instate Travel	-	-	815	-	-	-	815
Out of State Travel	-	-	2,500	-	-	-	2,500
Employee Training	-	-	3,177	-	-	-	3,177
Office Expenses	-	-	3,260	-	-	-	3,260
Telecommunications	-	-	3,804	-	-	-	3,804
Data Processing	-	-	1,052	-	-	-	1,052
Publicity and Publications	-	-	595	-	-	-	595
Employee Recruitment and Develop	-	-	544	-	-	-	544
Dues and Subscriptions	-	-	595	-	-	-	595
Facilities Rental and Taxes	-	-	37,100	-	-	-	37,100

\_\_\_\_ Agency Request  
2023-25 Biennium

\_\_\_\_ Governor's Budget  
Page \_\_\_\_\_

\_\_\_\_ Legislatively Adopted  
Essential and Policy Package Fiscal Impact Summary - BPR013





# Administrative Services

## ESSENTIAL AND POLICY PACKAGE FISCAL IMPACT SUMMARY

Treasury, Oregon State  
Pkg: 103 - Capacity & Resilience: Government Services

Cross Reference Name: Administrative Services  
Cross Reference Number: 17000-070-00-00-00000

Description	General Fund	Lottery Funds	Other Funds	Federal Funds	Nonlimited Other Funds	Nonlimited Federal Funds	All Funds
<b>Services &amp; Supplies</b>							
Other Services and Supplies	-	-	585	-	-	-	585
Expendable Prop 250 - 5000	-	-	4,373	-	-	-	4,373
IT Expendable Property	-	-	4,160	-	-	-	4,160
<b>Total Services &amp; Supplies</b>	-	-	<b>\$62,560</b>	-	-	-	<b>\$62,560</b>
<b>Total Expenditures</b>							
Total Expenditures	-	-	232,363	-	-	-	232,363
<b>Total Expenditures</b>	-	-	<b>\$232,363</b>	-	-	-	<b>\$232,363</b>
<b>Ending Balance</b>							
Ending Balance	-	-	(23,087)	-	-	-	(23,087)
<b>Total Ending Balance</b>	-	-	<b>(\$23,087)</b>	-	-	-	<b>(\$23,087)</b>
<b>Total Positions</b>							
Total Positions							1
<b>Total Positions</b>	-	-	-	-	-	-	<b>1</b>
<b>Total FTE</b>							
Total FTE							0.92
<b>Total FTE</b>	-	-	-	-	-	-	<b>0.92</b>

\_\_\_\_ Agency Request  
2023-25 Biennium

\_\_\_\_ Governor's Budget  
Page \_\_\_\_\_

\_\_\_\_ Legislatively Adopted  
Essential and Policy Package Fiscal Impact Summary - BPR013



# Administrative Services

## ESSENTIAL AND POLICY PACKAGE FISCAL IMPACT SUMMARY

Treasury, Oregon State  
Pkg: 810 - Statewide Adjustments

Cross Reference Name: Administrative Services  
Cross Reference Number: 17000-070-00-00-00000

Description	General Fund	Lottery Funds	Other Funds	Federal Funds	Nonlimited Other Funds	Nonlimited Federal Funds	All Funds
<b>Services &amp; Supplies</b>							
Telecommunications	-	-	(35,883)	-	-	-	(35,883)
State Gov. Service Charges	-	-	(70,309)	-	-	-	(70,309)
Attorney General	-	-	(9,504)	-	-	-	(9,504)
Employee Recruitment and Develop	-	-	2,564	-	-	-	2,564
<b>Total Services &amp; Supplies</b>	-	-	<b>(\$113,132)</b>	-	-	-	<b>(\$113,132)</b>
<b>Total Expenditures</b>							
Total Expenditures	-	-	(113,132)	-	-	-	(113,132)
<b>Total Expenditures</b>	-	-	<b>(\$113,132)</b>	-	-	-	<b>(\$113,132)</b>
<b>Ending Balance</b>							
Ending Balance	-	-	113,132	-	-	-	113,132
<b>Total Ending Balance</b>	-	-	<b>\$113,132</b>	-	-	-	<b>\$113,132</b>

\_\_\_\_ Agency Request  
2023-25 Biennium

\_\_\_\_ Governor's Budget  
Page \_\_\_\_\_

\_\_\_\_ Legislatively Adopted  
Essential and Policy Package Fiscal Impact Summary - BPR013



# Administrative Services

## ESSENTIAL AND POLICY PACKAGE FISCAL IMPACT SUMMARY

Treasury, Oregon State  
Pkg: 813 - Policy Bills

Cross Reference Name: Administrative Services  
Cross Reference Number: 17000-070-00-00-00000

Description	General Fund	Lottery Funds	Other Funds	Federal Funds	Nonlimited Other Funds	Nonlimited Federal Funds	All Funds
<b>Revenues</b>							
Transfer In - Intrafund	-	-	46,636	-	-	-	46,636
<b>Total Revenues</b>	-	-	<b>\$46,636</b>	-	-	-	<b>\$46,636</b>
<b>Transfers Out</b>							
Transfer Out - Intrafund	-	-	-	-	-	-	-
<b>Total Transfers Out</b>	-	-	-	-	-	-	-
<b>Personal Services</b>							
Class/Unclass Sal. and Per Diem	-	-	33,018	-	-	-	33,018
Empl. Rel. Bd. Assessments	-	-	13	-	-	-	13
Public Employees' Retire Cont	-	-	5,917	-	-	-	5,917
Social Security Taxes	-	-	2,526	-	-	-	2,526
Paid Family Medical Leave Insurance	-	-	132	-	-	-	132
Worker's Comp. Assess. (WCD)	-	-	11	-	-	-	11
Flexible Benefits	-	-	9,900	-	-	-	9,900
Reconciliation Adjustment	-	-	264	-	-	-	264
<b>Total Personal Services</b>	-	-	<b>\$51,781</b>	-	-	-	<b>\$51,781</b>
<b>Total Expenditures</b>							
Total Expenditures	-	-	51,781	-	-	-	51,781
<b>Total Expenditures</b>	-	-	<b>\$51,781</b>	-	-	-	<b>\$51,781</b>

\_\_\_\_ Agency Request  
2023-25 Biennium

\_\_\_\_ Governor's Budget  
Page \_\_\_\_\_

\_\_\_\_ Legislatively Adopted  
Essential and Policy Package Fiscal Impact Summary - BPR013



# Administrative Services

## ESSENTIAL AND POLICY PACKAGE FISCAL IMPACT SUMMARY

Treasury, Oregon State  
Pkg: 813 - Policy Bills

Cross Reference Name: Administrative Services  
Cross Reference Number: 17000-070-00-00-00000

Description	General Fund	Lottery Funds	Other Funds	Federal Funds	Nonlimited Other Funds	Nonlimited Federal Funds	All Funds
<b>Ending Balance</b>							
Ending Balance	-	-	(5,145)	-	-	-	(5,145)
<b>Total Ending Balance</b>	-	-	<b>(\$5,145)</b>	-	-	-	<b>(\$5,145)</b>
<b>Total Positions</b>							
Total Positions							1
<b>Total Positions</b>	-	-	-	-	-	-	<b>1</b>
<b>Total FTE</b>							
Total FTE							0.25
<b>Total FTE</b>	-	-	-	-	-	-	<b>0.25</b>

\_\_\_\_ Agency Request  
2023-25 Biennium

\_\_\_\_ Governor's Budget  
Page \_\_\_\_\_

\_\_\_\_ Legislatively Adopted  
Essential and Policy Package Fiscal Impact Summary - BPR013



# Administrative Services

## DETAIL OF LOTTERY FUNDS, OTHER FUNDS, AND FEDERAL FUNDS REVENUE

Treasury, Oregon State  
2023-25 Biennium

Agency Number: 17000

Cross Reference Number: 17000-070-00-00-00000

Source	2019-21 Actuals	2021-23 Leg Adopted Budget	2021-23 Leg Approved Budget	2023-25 Agency Request Budget	2023-25 Governor's Budget	2023-25 Leg. Adopted Budget
<b>Other Funds</b>						
Charges for Services	11,677,445	11,885,886	12,797,440	14,183,478	14,183,478	14,183,478
Other Revenues	21,922	-	-	-	-	-
Transfer In - Intrafund	20,159,015	21,184,402	21,184,402	23,937,798	23,937,798	24,474,033
Transfer Out - Intrafund	(385)	-	-	-	-	-
<b>Total Other Funds</b>	<b>\$31,857,997</b>	<b>\$33,070,288</b>	<b>\$33,981,842</b>	<b>\$38,121,276</b>	<b>\$38,121,276</b>	<b>\$38,657,511</b>

\_\_\_\_ Agency Request  
2023-25 Biennium

\_\_\_\_ Governor's Budget  
Page \_\_\_\_\_

\_\_\_\_ Legislatively Adopted  
Detail of LF, OF, and FF Revenues - BPR012

## Detail of Lottery Funds, Other Funds, and Federal Funds Revenue

Source	Fund	ORBITS Revenue Acct	2019-21 Actual	2021-23 Legislatively Adopted	2021-23 Estimated	2023-25		
						Agency Request	Governors	Legislatively Adopted
Charges for Services	3400	0410	11,677,445	11,885,886	11,885,886	14,183,478	14,183,478	14,183,478
Other Revenues	3400	0975	21,922	-	-	-	-	-

107BF07

# Special Reports



# Special Reports

## Treasury, Oregon State

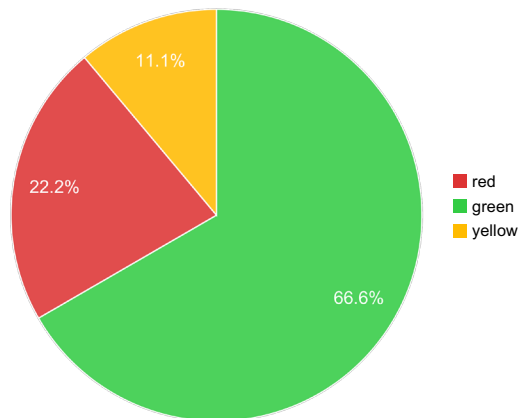
Annual Performance Progress Report

Reporting Year 2022

Published: 10/3/2022 5:46:59 PM



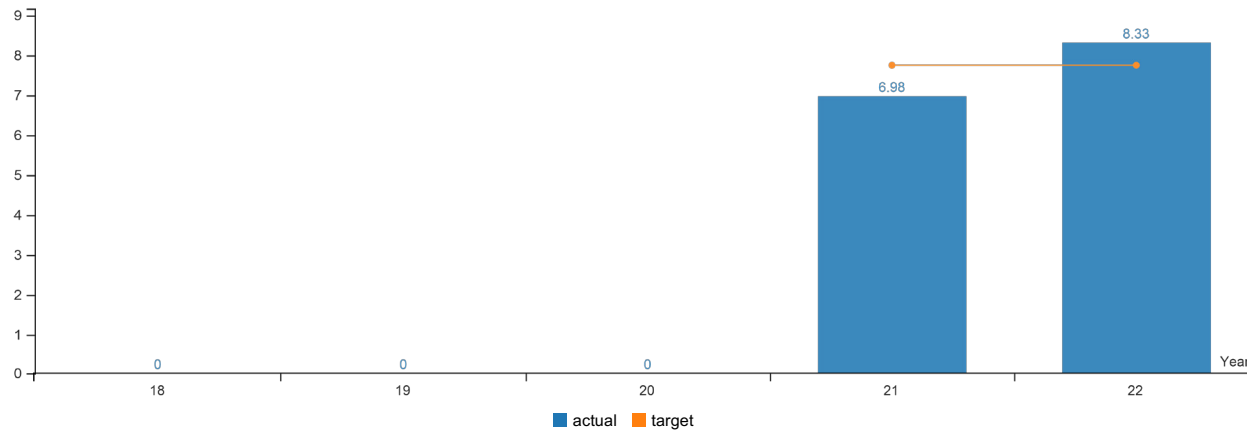
KPM #	Approved Key Performance Measures (KPMs)
1	Oregon Public Employees Retirement Fund Net Performance - Historical 20-year Net Performance compared to target returns.
2A	Oregon Short-Term Fund Expenses - Biennial asset management fee charged against Oregon Short-Term Fund assets for Treasury operations compared to peer group.
2B	Oregon Short-Term Fund Performance - Annual performance of the Oregon Short-Term Fund compared to benchmark rates.
3	Local Government Participation in the Oregon Short-Term Fund - Annual change in the participation of local governments in the Oregon Short-Term Fund.
4	Tax-exempt general obligation bond interest rates. - Average interest rate on tax-exempt general obligation bonds issued as compared to targets.
5	Percentage of eligible Oregonians with a College Savings Account - The total number of 529 college savings accounts as a percentage of the total eligible population in Oregon compared to the national average.
6A	Unclaimed Property Disbursements - Percentage of total unclaimed property returned to owners and/or heirs compared to total amount received.
6B	Unclaimed Property Claim Response Time - Average number of days to respond to Unclaimed Property claims as compared to statutory maximum.
7	Adherence to Board Best Practices - Percent of total best practices met by the Oregon 529 Savings Board and Oregon Retirement Savings Board.
8	Customer Service - Percent of customers rating their satisfaction with the agency's customer service as "good" or "excellent": overall customer service, timeliness, accuracy, helpfulness, expertise and availability of information.



Performance Summary	Green	Yellow	Red
	= Target to -5%	= Target -5% to -15%	= Target > -15%
Summary Stats:	66.67%	11.11%	22.22%

KPM #1	Oregon Public Employees Retirement Fund Net Performance - Historical 20-year Net Performance compared to target returns.
	Data Collection Period: Jan 01 - Dec 31

\* Upward Trend = positive result



Report Year	2018	2019	2020	2021	2022
<b>Oregon Public Employees Retirement Fund Net Performance</b>					
Actual				6.98%	8.33%
Target				7.76%	7.76%

## How Are We Doing

**2022 APPR Treasury-Wide Note for All KPMs:** All but one KPM is new for Treasury in the 2021-23 biennium, and this is only the second APPR containing this KPM. Accordingly, there are no historical actuals or targets for the KPM prior to the 2021 APPR, and our narrative is likely to continue evolving in the coming APPR reports as we refine our descriptions and explanations.

The Public Employee Retirement Fund represents the majority of assets managed by the Oregon State Treasury and largest revenue source. Assets are to be managed to meet the long-term policy rate of return. Legislative budget investments in program operations should be to improve long-term target returns.

Historical returns are reported by the investment custodian monthly. This information is provided by Treasury staff to the Oregon Investment Council (OIC). The reported 20-year historical performance for the OPERF Regular Account from the previous calendar year end is entered for each APPR update. The target is based on the PERS assumed rate of return with a 20-year annualized rate. The numbers are based on the rate in affect for the last 18 years and the current rate set for the next two years.

To the extent possible, in consideration of market conditions, the goal of this KPM is to exceed the actuarial discount rate approved by the PERS Board, while applying the investment standards established in ORS 293.721 and 293.726. Net of fees, OPERF's 20-year average annual investment performance of 8.33% outperformed the actuarial discount rate, currently set at 6.9%, and also exceeded its policy benchmark for the twenty-year period ending 12/31/21 (8.33% vs.8.32%).

## Factors Affecting Results

Numerous macroeconomic and geopolitical events have impacted financial markets throughout the historical 20-year period. The fallout of the 'Dotcom Bubble' and the Global Financial Crisis

bookended the first decade of the 21<sup>st</sup> century, which resulted in a muted equity market performance during that period. That was followed by a decade of very strong equity markets, particularly in the U.S. and more specifically in the U.S. Information Technology sector, despite the second decade ending in a global pandemic. Developed market interest rates fell over the 20-year period, as proxied by the U.S. 10-Year interest rate which was at 5.11% the end of last century and at 0.91% the end of 2020. While the equity markets continued their strong performance in the first year of the third decade, the first significant occurrence of global inflation in this century led to increases in the U.S. 10-Year interest rate. While it was “only” at 1.51% as of December 2021, interest rates have continued to rise as inflation persisted into 2022.

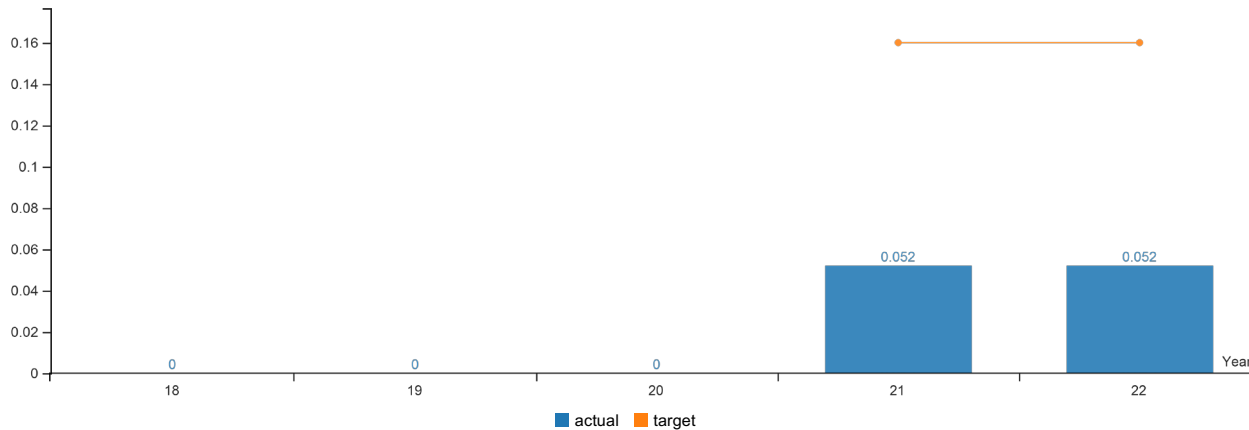
The dominant factor influencing OPERF investment performance is prevailing economic and financial conditions as largely determined by monetary, fiscal and regulatory policies on both national and international levels. Social, political and foreign policy matters also impact investment performance in the form of overall investment sentiment. In addition, the increasingly complex structure of institutional-quality investment portfolios, particularly the growing deployment of private market investment strategies, remains a primary theme, both in terms of forward-looking, return-seeking opportunities and in terms of heightened risk management considerations and perennial resource and personnel constraints.

Consistent with its fiduciary duty, the OIC has directed OST investment staff to diversify OPERF among multiple asset classes, geographies, and strategies, including a substantial and peer-leading commitment to private market and other alternative investments. Deliberate and broad diversification is designed to maximize risk-adjusted, long-term investment returns, and OPERF’s historically strong performance record, which has significantly reduced contribution obligations for Oregon taxpayers and businesses, is testament to the success of this approach.

KPM #2A Oregon Short-Term Fund Expenses - Biennial asset management fee charged against Oregon Short-Term Fund assets for Treasury operations compared to peer group.

Data Collection Period: Jul 01 - Jun 30

\* Upward Trend = negative result



Report Year	2018	2019	2020	2021	2022
<b>Oregon Short-Term Fund Expenses</b>					
Actual				0.052%	0.052%
Target				0.160%	0.160%

## How Are We Doing

**2022 APPR Treasury-Wide Note for All KPMs:** All but one KPM is new for Treasury in the 2021-23 biennium, and this is only the second APPR containing this KPM. Accordingly, there are no historical actuals or targets for the KPM prior to the 2021 APPR, and our narrative is likely to continue evolving in the coming APPR reports as we refine our descriptions and explanations.

The Oregon Short Term Fund (OSTF) is managed by the Oregon State Treasury to keep taxpayer dollars safe and to help governments of all sizes to stretch public funds. The OSTF enables governments to earn a rate of return (interest) on money between the time when revenue is received and when the money is needed to pay bills. A portion of the earnings is required to pay for fund operations at Treasury and is reflected in the net returns earned by the fund. Statute has a fee cap of 0.435 bps per month. This KPM compares the fee collected on OSTF to the Lipper Money Market Peer Group Management Fee.

Asset management fees are generally set biennially based on the legislatively approved budget, but current fees are set at the statutory cap of 0.435 bps per month. The target comparison is based on the Lipper Money Market Peer Group Management Fee for March 31 at the time of the legislative session. This reflects the median management fee of the peer group over the last twelve months. As the target rates are not reset each year from what was approved by the Legislature during session (the 0.160% Target in the table above), there will be a natural time disconnect between the actuals and target rates. Standard reporting to the OIC and legislature uses consistent time periods, so any non-KPM reporting would show the current actual expenses compared to the peer group median rate for the same time period.

The goal of KPM #2A is to provide investment and banking services that are cost-efficient compared to external sources. The Oregon Short Term Fund consistently provides low-cost investment and cash management services to state agencies and local governments. As of June 30, 2022, OSTF had an annual management fee of 0.052% compared to the current Lipper Money Market Peer Group



# Special Reports

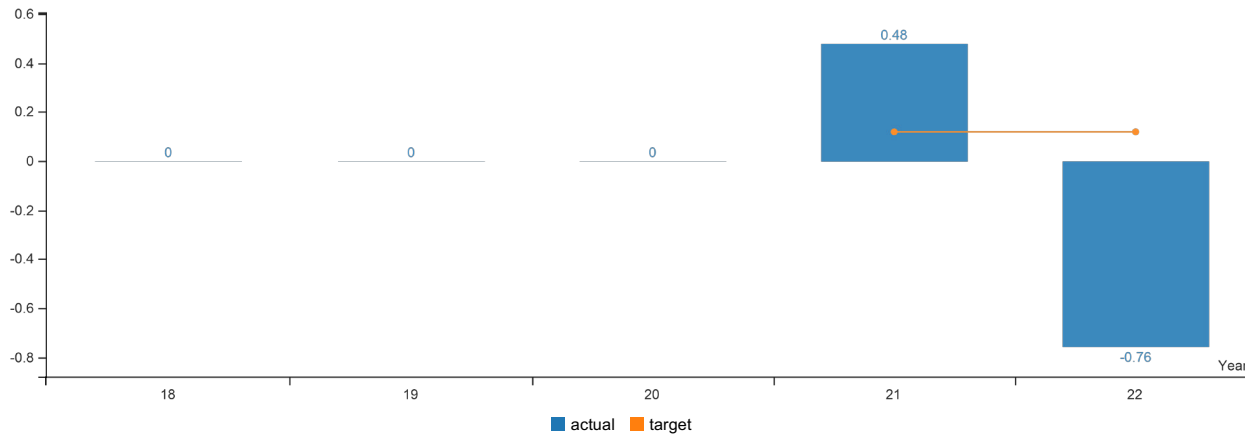
Median of 0.100% (and compared to the 0.160% Target established in the 2021 legislative session). Although the Lipper median is considerably lower than the previous period, the OST management fee is still significantly less by 0.48%.

## **Factors Affecting Results**

The Oregon Short Term Fund is operated not-for-profit and as such provides services at a lower cost than external, for-profit commercial enterprises. As the fee for OSTF is set by statute and the Lipper Money Market Peer Group Median remains relatively stable from year to year, we expect the fee differential to remain stable.

KPM #2B	Oregon Short-Term Fund Performance - Annual performance of the Oregon Short-Term Fund compared to benchmark rates.
	Data Collection Period: Jul 01 - Jun 30

\* Upward Trend = negative result



Report Year	2018	2019	2020	2021	2022
<b>Oregon Short-Term Fund Performance</b>					
Actual				0.48%	-0.76%
Target				0.12%	0.12%

## How Are We Doing

**2022 APPR Treasury-Wide Note for All KPMs:** All but one KPM is new for Treasury in the 2021-23 biennium, and this is only the second APPR containing this KPM. Accordingly, there are no historical actuals or targets for the KPM prior to the 2021 APPR, and our narrative is likely to continue evolving in the coming APPR reports as we refine our descriptions and explanations.

Investment division staff work to manage the investments of the fund to preserve the principal in the fund, provide liquidity to participants and return yields above what would typically be obtained if the state and local governments were purchasing money market investments.

The goal of KPM #2B is to provide investment returns and banking services that are cost-efficient compared to external sources. The Oregon Investment Council (OIC) determines the OSTF benchmark. Meeting or beating that benchmark, net of fees, is one of the fund's objectives, along with principal preservation and providing liquidity. For fiscal year 2022, OSTF's investment performance lagged its 91-Day Treasury Bills target, while the fund's five-year annualized return outperformed that same benchmark by 0.26% for the period ended June 30, 2022 (1.37% annualized vs. 1.11% annualized).

## Factors Affecting Results

Fund investments with original maturities greater than three months are marked-to-market monthly; therefore, interest rate and credit risks affect OSTF investment performance. During 2020, in response to the COVID pandemic, the Federal Reserve's Federal Open Market Committee lowered the target Federal Funds two times in March which moved its corresponding target rate to 0.00-0.25% from the 1.50-1.75% range at the start of the year (*March 3, 2020, -50 bps, and March 16, 2020, -100 bps*). Given the continued macroeconomic concerns because of COVID 19, these actions, in addition to numerous FOMC facilities, increased quantitative easing measures, and fiscal stimulus from the former and current presidential administrations, has resulted in a dramatic decline in

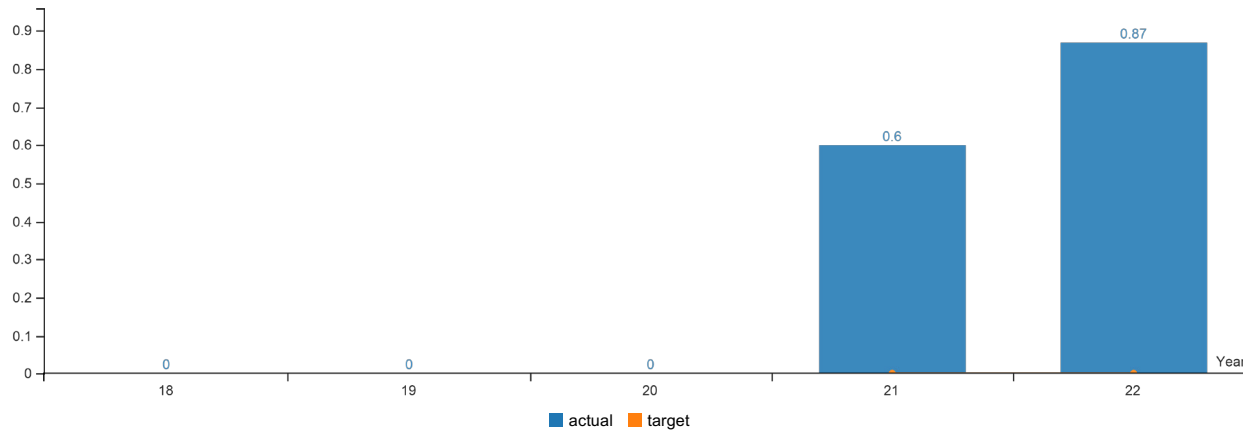


# Special Reports

short-term interest rates, thus the aggregate yield of the Oregon Short Term Fund has also declined. Since March 14, 2022, as a result of a surge in various inflation barometers, the Federal Funds rate has been increased three times with the target rate back to 1.50-1.75% with the OSTF rate to investors following this upward trend (March 21, 2022, +25 bps, May 4, 2022, +50 bps, and June 15, 2022, +75 bps).

KPM #3	Local Government Participation in the Oregon Short-Term Fund - Annual change in the participation of local governments in the Oregon Short-Term Fund.
	Data Collection Period: Jul 01 - Jun 30

\* Upward Trend = positive result



Report Year	2018	2019	2020	2021	2022
<b>Local Government Participation in the Oregon Short-Term Fund</b>					
Actual				0.60%	0.87%
Target				0%	0%

## How Are We Doing

**2022 APPR Treasury-Wide Note for All KPMs:** All but one KPM is new for Treasury in the 2021-23 biennium, and this is only the second APPR containing this KPM. Accordingly, there are no historical actuals or targets for the KPM prior to the 2021 APPR, and our narrative is likely to continue evolving in the coming APPR reports as we refine our descriptions and explanations.

Treasury helps governments across the state, including schools and cities and counties, to stretch taxpayer dollars. Between the time that revenue is received and when the money is needed to pay expenses, governments can deposit money and earn a rate of return by accessing the Treasury-managed Oregon Short Term Fund (OSTF) through the Local Government Investment Pool. Any municipality, political subdivision, or public corporation of this state that by law is made the custodian of, or has control of, any public funds may participate in the pool. Sovereign Tribes are also eligible to participate.

The purpose of KPM 3 is to monitor changes in the number of governments that choose to participate in the pool since local and tribal governments can choose among various statutorily authorized investment options. Because the pool has been operating for several decades, and because the pool is used to distribute various taxes and revenues, most eligible governments participate. Accordingly, Treasury's target is to see no more than minimal change in the number of governments participating. The KPM is calculated as a year-over-year percentage change in the total number of governments participating in the pool.

In 2022, we achieved our target of no more than minimal change with a 0.87% increase in the total number of governments participating in the pool.

The "actual" figure reported above for 2021 has been revised from 0.6% to 0.58% to reflect the number of significant decimal places available in the KPM reporting system.





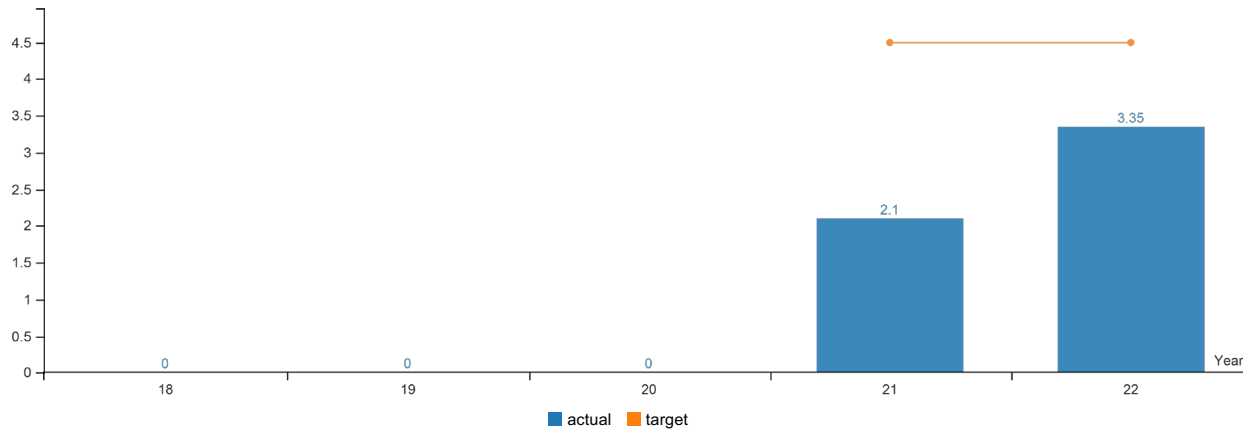
# Special Reports

## **Factors Affecting Results**

Several factors impact governments' investment decisions, including budget size, cash flow needs, moneys available for investment, financial goals and priorities, and risk tolerance. Participation in the pool also can be impacted by governments' satisfaction with Treasury services. Treasury's strategy is to offer an attractive short-term investment option with a strong emphasis on customer service and a competitive rate of return.

KPM #4	Tax-exempt general obligation bond interest rates. - Average interest rate on tax-exempt general obligation bonds issued as compared to targets.
	Data Collection Period: Jul 01 - Jun 30

\* Upward Trend = negative result



Report Year	2018	2019	2020	2021	2022
<b>Oregon Debt Activity</b>					
Actual				2.10%	3.35%
Target				4.50%	4.50%

## How Are We Doing

**2022 APPR Treasury-Wide Note for All KPMs:** All but one KPM is new for Treasury in the 2021-23 biennium, and this is only the second APPR containing this KPM. Accordingly, there are no historical actuals or targets for the KPM prior to the 2021 APPR, and our narrative is likely to continue evolving in the coming APPR reports as we refine our descriptions and explanations.

The State agencies (DAS GO and Lottery, OHCS Mortgage Revenue Bond Program and ODVA Veteran Loan Program) have issued long term debt during the fiscal year July 1, 2021 to June 30, 2022 at an approximate all-in interest cost under 3.35%.

Debt Management remains proud of the 3.35% KPM, as strategies were employed in each financing to actively minimize the long term interest cost to the State. Some of these strategies include moving bonds down the yield curve, where rates were lower and investor demand was high. These strategies resulted in tangible economic savings for the State that is represented in a lower interest cost and lower debt service as well as preservation of debt capacity for future issuance.

## Factors Affecting Results

Interest rates are determined by a combination of macroeconomic factors, volatility in the financial markets, interest rate policy by the Federal Reserve, fiscal actions by and policies of the Federal Government, exogenous factors (Geo-political risks, pandemics, natural disasters), the State's underlying credit metrics and ratings and the structure of the State's Bonds.

Oregon has historically structured its bonds using conservative financing tools such as fixed rate bonds. Further, the State's financial practices have resulted in high credit ratings. In 2021, the State benefitted from record low interest rates and significant easing by the Federal Reserve which caused both tax-exempt and taxable rates to hover near historical lows. In early 2022, the Federal

Reserve commenced an aggressive tight money policy, raising the Fed Funds rate by 150 basis points from January 2022 through June 30, 2022, after no rate action since the 0% target set in March 2020. In addition, the Federal Reserve continues to signal aggressive rate hikes to curb current persistently high inflation (hovering around 8.2%+/-) and return it to its 2.2% target.

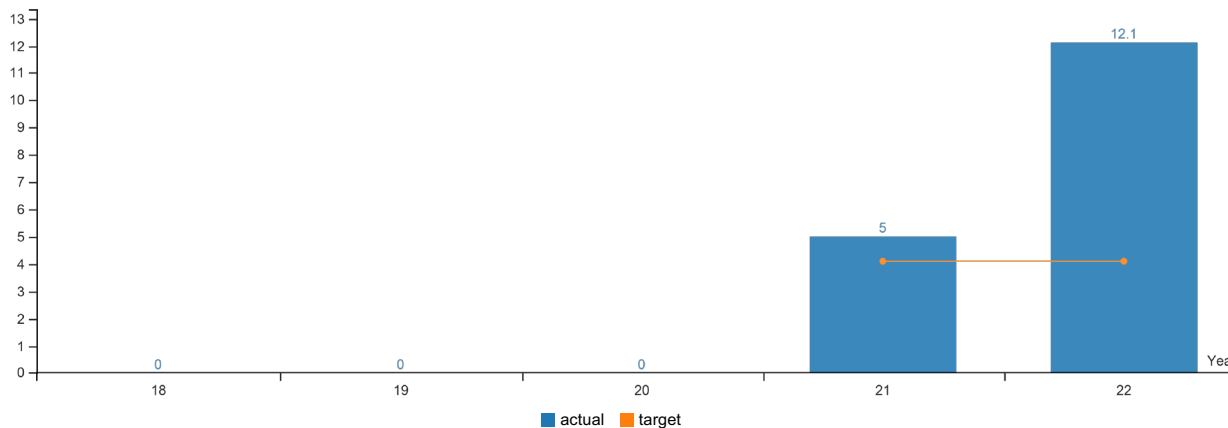
It should be noted that the KPM of 3.35% represents bonds that were issued between 7/1/2021 and the time the Federal Reserve commenced tightening. It further reflects the early stages of the tightening by the Federal Reserve.

### Methodology Used

DMD's 2022 KPM for the Debt Management Division of Oregon State Treasury (DMD) is a duration weighted average of the all-in interest cost (yield to maturity of the bonds issued factoring in 1) premium received on issuance of higher coupon bonds, the cost of issuing the debt, and the fees paid to underwriters) for all bonds issued by State agencies for the State capital programs and subject to the Bond Bill in effect. For FY 2022, the State issued \$996.54 million of bonds for all State agencies (DAS GO, DAS Lottery, OHCSO and ODVA) a consolidated all-in interest cost 3.353% and an aggregate average life of 11.91 years. Although some of the OHCSO and ODVA transactions included current refunding bonds, the current refundings are a mechanism that permits these agencies to recycle mortgage lending/acquisition capacity. Therefore, we have treated the related proceeds as new money for this KPM.

KPM #5	Percentage of eligible Oregonians with a College Savings Account - The total number of 529 college savings accounts as a percentage of the total eligible population in Oregon compared to the national average.
	Data Collection Period: Jan 01 - Dec 31

\* Upward Trend = positive result



Report Year	2018	2019	2020	2021	2022
<b>529 College Savings Account Penetration Rate</b>					
Actual				5%	12.10%
Target				4.10%	4.10%

## How Are We Doing

**2022 APPR Treasury-Wide Note for All KPMs:** All but one KPM is new for Treasury in the 2021-23 biennium, and this is only the second APPR containing this KPM. Accordingly, there are no historical actuals or targets for the KPM prior to the 2021 APPR, and our narrative is likely to continue evolving in the coming APPR reports as we refine our descriptions and explanations.

The 529 College Savings Program was established to assist Oregonians in their efforts to receive post-secondary education. The public policy goal of increasing attendance is met most significantly not by account value, but by having an account. Students with an account are 25% more likely to attend college than those without. The KPM measures how well the program is doing in its efforts to help eligible Oregonians have an account compared to national averages.

The College Savings Program consultant prepares a quarterly report for the 529 board that includes the reference data showing the total number of accounts divided by the total eligible population compared to the national average. This is reported to the board as the 'Account Penetration Rate.' Since the APPR report is due in October of each year, the prior calendar year end results are reported. As there is a national average reported to the board, it was determined that this provides the most effective benchmark. However, the data is reported after the period, so the most recent calendar year national average would be used as the target for the next two periods. Historically Oregon has outperformed the national average. Although there has been an increase in the account penetration rate this year over last, it is not as drastic as it seems. Last year the account penetration rate was presented for the Oregon College Savings Plan alone. This is the direct to saver plan. This year, as what is meant to be calculated, we also included the MFS 529 Savings Plan. This is the advisor-sold saver plan.

## Factors Affecting Results

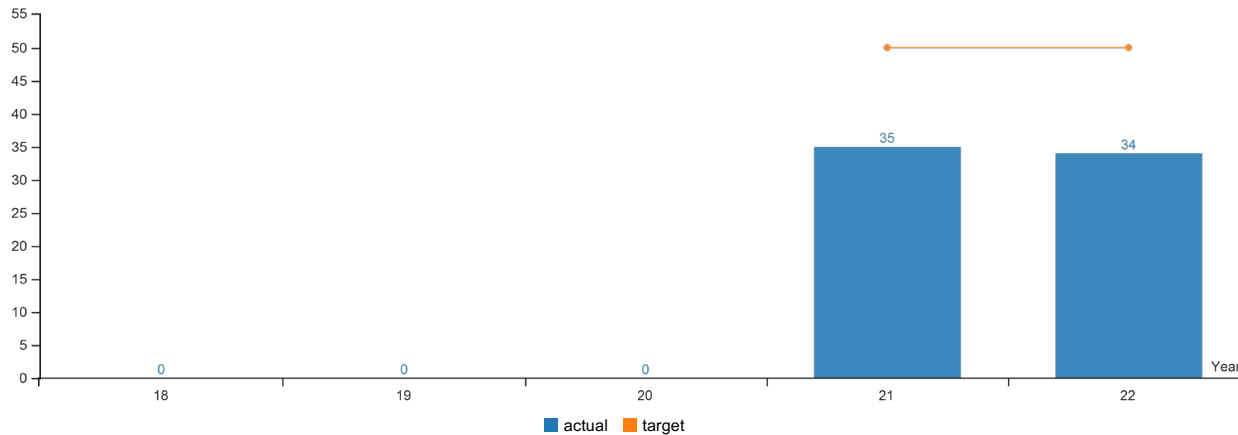


# Special Reports

The economy, financial markets and COVID-19 can affect overall results.

KPM #6A	Unclaimed Property Disbursements - Percentage of total unclaimed property returned to owners and/or heirs compared to total amount received.
	Data Collection Period: Jul 01 - Jun 30

\* Upward Trend = positive result



Report Year	2018	2019	2020	2021	2022
<b>Unclaimed Property Disbursements</b>					
Actual				35%	34%
Target				50%	50%

## How Are We Doing

**2022 APPR Treasury-Wide Note for All KPMs:** All but one KPM is new for Treasury in the 2021-23 biennium, and this is only the second APPR containing this KPM. Accordingly, there are no historical actuals or targets for the KPM prior to the 2021 APPR, and our narrative is likely to continue evolving in the coming APPR reports as we refine our descriptions and explanations.

The FY 2022 KPM measures the cumulative rate of return of funds received in FY 2018 and made between FY 2018 and FY 2022. In 2018, the program received almost \$68 million in unclaimed property and has so far returned \$23 million of those funds, or 34%. However, OST will continue to look for owners and return the funds received in FY 2018 and subsequent years. Over time, we expect the overall rate of return to exceed 40%.

## Factors Affecting Results

Our rate is below our 50% target for the following reasons:

**Record receipts.** The \$68 million we took in FY 2018 represented a significant jump of 14% from FY 2017. Even though we returned more money than in the previous years, the substantive increase in unclaimed property exceeded our claims approval capacity and overshadowed the claims gain of FY2022.

**Incomplete holder data.** To facilitate returning funds to owners, the program needs certain data from holders. Oregon law asks holders to provide all known identifiers for each property and avoid aggregating properties as much as possible. Full name, address and social security numbers allow for a quick validation process and reduces the risk of fraudulent claims. In any given year, between 15% to 30% of unclaimed property receipts come without key identifiers. For example, we receive property with no names, or just a last name and no address; social security numbers are

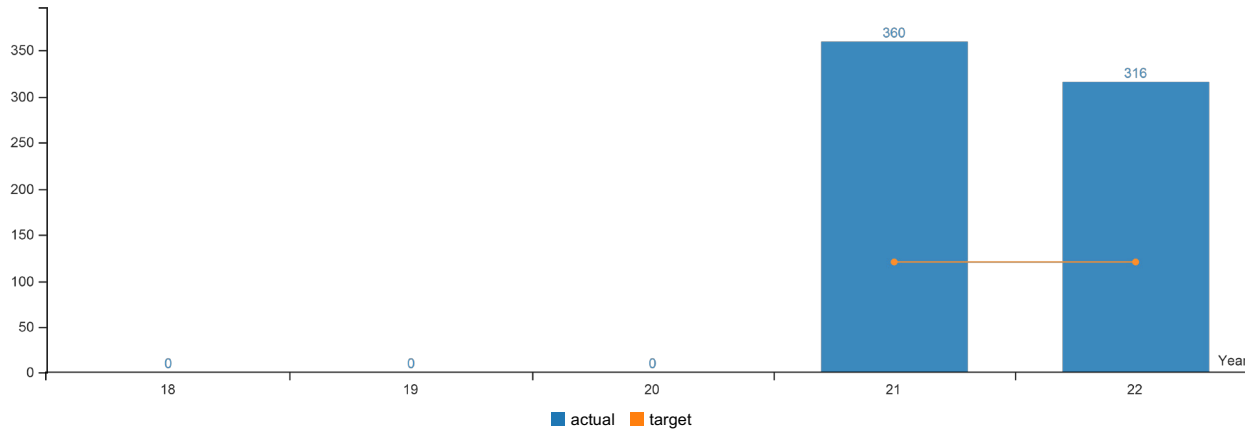
missing even from some holders who collect them for their business purposes. That leaves the program with no opportunity to look for owners and reunite them with their funds. On the other hand, if someone tries to claim some of these funds, it usually is very difficult for them to prove ownership when we lack the right data elements to verify their claim.

**Low staffing.** The program had been understaffed for years. Staffing didn't keep up with the increase in unclaimed property growth, and the program had several denied requests for resources. OST was able to add 1 FTE dedicated to claims approval in the fall of 2021. Once the person was trained and able to operate at full capacity, our overall claims output increased. For example, the overall funds returned to owners grew from \$31 million in FY 2021 to \$35.5 in FY 2022. The true gains in productivity will be more noticed in FY 2023.

**Training.** When we hire new claims examiners to fill our vacancies, they undergo a lengthy training process that can last up to six months. During this period, new staff focus on claims of smaller value and gradually approve larger claims as they become more experienced. This was the case in FY2022, as the team on-boarded a new person. That increased focus on lower-level work during the on-boarding process brought down the return rate due to the claims the person was qualified to process.

KPM #6B	Unclaimed Property Claim Response Time - Average number of days to respond to Unclaimed Property claims as compared to statutory maximum.
	Data Collection Period: Jul 01 - Jun 30

\* Upward Trend = negative result



Report Year	2018	2019	2020	2021	2022
<b>Unclaimed Property Claims</b>					
Actual				360	316
Target				120	120

## How Are We Doing

**2022 APPR Treasury-Wide Note for All KPMs:** All but one KPM is new for Treasury in the 2021-23 biennium, and this is only the second APPR containing this KPM. Accordingly, there are no historical actuals or targets for the KPM prior to the 2021 APPR, and our narrative is likely to continue evolving in the coming APPR reports as we refine our descriptions and explanations.

The Unclaimed Property program aims to respond to claims within 120 days of receipt, as established in ORS 98.402. Currently, the response timeline is around 316 days, which is a decrease of almost two months from FY2021. Additional resources and program changes OST made have continued to accelerate the pace of claims approval. The full results of those changes will be seen in the FY 2023 APPR. As of October 1, 2022, the approval timeline decreased to 230 days, and the backlog of claims decreased from nearly 16,000 on July 1, 2021 to less than 7,000 on October 1, 2021.

The last time the program operated below the 120-day response target was in 2017.

## Factors Affecting Results

Our delayed response rate is due to the following reasons:

**Record receipts.** The program has been receiving more unclaimed property every year. In the last five years, receipts have averaged a 10% yearly increase. Claims and receipts are directly correlated; thus, the more unclaimed property we receive, the more claims are filed by property owners seeking to recover their assets.

**Increased publicity.** Local and national news took a higher interest in unclaimed property during FY2022. There were several TV and newspaper stories promoting unclaimed property, which resulted in more claims being filed during FY2022.



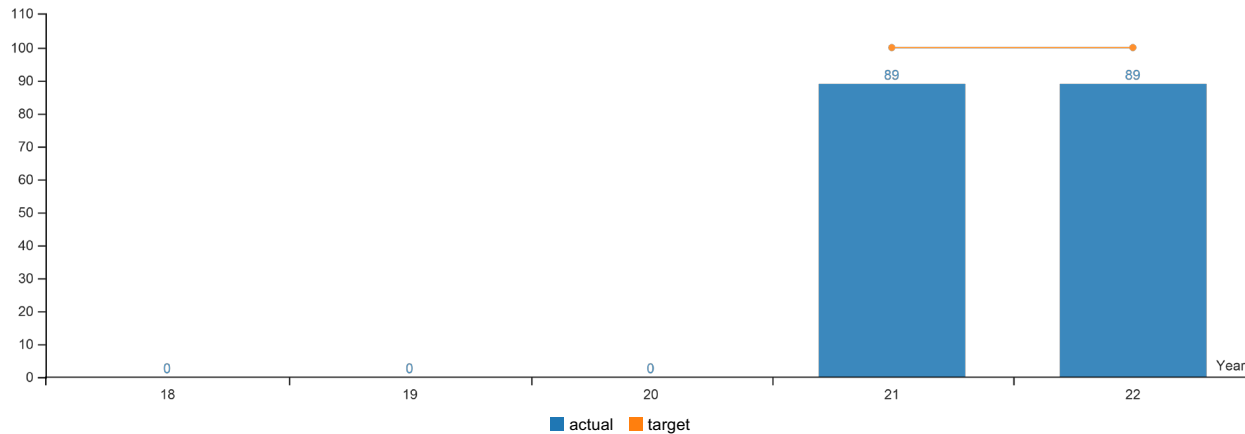
***New unclaimed property system.*** When Oregon implemented a new unclaimed property system in the fall of 2019, claimants received an enhanced customer service experience. One of the benefits of our new system is the ability to file claims electronically and submit all necessary documentation with nothing more than a smartphone. This ease of filing resulted in a significant increase in claims.

***Stagnant staffing levels.*** The program has been operating with the same number of staff for about 10 years, despite claims more than doubling during that time. Multiple legislative requests for staff were denied, until June 2021, when the program received an additional full time equivalent claims examiner. OST filled the position in fall 2021 and once the person was trained, the program was able to see improvement. The true gains from this position will be realized in FY 2023.

***Contracting phone services.*** On May 1<sup>st</sup> 2022, with the support of staff and the union, OST temporarily outsourced unclaimed property call services. Claims examiners spent about 35% of their time answering customer calls, most of which were general in nature and did not advance claims approval. Since May 2022, the team gained 20-30 days in claims approval for every month of calls being outsourced. Most of the decrease between FY 2021 and FY 2022 can be attributed to claims examiners being off the phone and focusing exclusively on claims approval. Most of the gains from this contract will be realized in FY 2023. So far, in the first three months of FY 2023, overall approval timelines feel by about 100 days, and they continue to improve every day.

KPM #7	Adherence to Board Best Practices - Percent of total best practices met by the Oregon 529 Savings Board and Oregon Retirement Savings Board.
	Data Collection Period: Jul 01 - Jun 30

\* Upward Trend = positive result



Report Year	2018	2019	2020	2021	2022
<b>Adherence to Board Best Practices</b>					
Actual				89%	89%
Target				100%	100%

#### How Are We Doing

**2022 APPR Treasury-Wide Note for All KPMs:** All but one KPM is new for Treasury in the 2021-23 biennium, and this is only the second APPR containing this KPM. Accordingly, there are no historical actuals or targets for the KPM prior to the 2021 APPR, and our narrative is likely to continue evolving in the coming APPR reports as we refine our descriptions and explanations.

As part of a statewide effort, a set of nine board best practices was developed for the Oregon Treasury Savings Network boards - the Oregon 529 Savings Board and the Oregon Retirement Savings Board. Each board undertakes a self-evaluation annually, rating each practice on a scale from 1-5. For each item if the board member average was either 4 (meets best practice) or 5 (exceeds best practice), it would be reported as adhering to the practice.

The self-evaluations were created in Google Forms and distributed to each board.

The results for 2022 broken down by Board and Best Practice were as follows:

#	Best Practice	ORSB	529	Average	Meets
1	The Board is updated on a regular basis	3.8	4.8	4.3	Yes
2	The Board's mission and high-level goals are current and applicable	4.5	4.8	4.7	Yes
3	The Board reviews the Quarterly Data Performance Report	4.5	5.0	4.8	Yes

4	The Board is informed of rule and policy-making activities	4.5	4.8	4.7	Yes
5	The Board is presented the plans' annual audit	4.8	5.0	4.9	Yes
6	The Board reviews key investment information	5.0	5.0	5.0	Yes
7	The Board members attend appropriate training sessions	3.3	3.8	3.6	No
8	The Board reviews best practices	3.8	4.5	4.2	Yes
9	Board meeting materials are available one week prior to the meeting	4.3	4.5	4.4	Yes
	<b>Average of All Best Practices Responses</b>	<b>4.3</b>	<b>4.7</b>	<b>4.5</b>	
	<b>8 of 9 Best Practices Met for 2022 Reporting Period =</b>				<b>89%</b>

The target for this KPM was set at 100% as a stretch goal, and under the circumstances described in the next section, the results with 89% of Best Practices met for this KPM were reasonably positive. Program staff will utilize the survey results to refine efforts in the upcoming reporting period to further improve the percentage of Best Practices met.

#### Factors Affecting Results

Most board meetings continued to be virtual in 2022 due to COVID-19. Board Fiduciary training that was set for August had to be postponed to February 2023 due to scheduling conflicts with the consultants hired for the training. Virtual meetings and trainings are useful, but do limit the interaction with each board. These virtual meetings and limited training opportunities may have affected the results of this KPM.



# Special Reports

## Audits Response Report

Oregon State Treasury has so far received eight audits from the Secretary of State during the 2021-23 biennium as noted below.

### **2021-23 biennium**

#### Report No 2021-12: Cybersecurity Controls Audit

Scope of the Audit: This audit assessed security controls and the information technology (IT) security management at OST.

Findings: No significant findings or material weaknesses were noted on OST operations.

The SOS report noted that OST has a robust security management program that establishes a framework for assessing risk, developing, and implementing effective security procedures, and monitoring the effectiveness of those procedures, and that the agency's focus, investment, and progress towards maintaining a secure IT environment is commendable and noteworthy. The report further noted ten recommendations for improvement on cybersecurity controls. One has been fully resolved and work is ongoing for the remaining recommendations.

#### Report No. 2021-26: Oregon Local Government Intermediate Fund (OLGIF) An Investment Pool of the State of Oregon For the Year Ended June 30, 2021

Scope of the Audit: Audit of the financial statements of the OLGIF for the year ended June 30, 2021.

Findings: No significant deficiencies or material weaknesses were noted on OST operations. There were no other findings in the audit report.

Agency Actions: No actions required.

Report No. 2021-27: Oregon Short Term Fund (OSTF) An Investment Pool of the State of Oregon For the Year Ended June 30, 2021

Scope of the Audit: Audit of the financial statements of the OSTF for the year ended June 30, 2021.

Findings: No significant deficiencies or material weaknesses were noted on OST operations. There were no other findings in the audit report.

Agency Actions: No actions required.

Report No. 2021-29 : Oregon Intermediate Term Pool (OITP) An Investment Pool of the State of Oregon For the Year Ended June 30, 2021

Scope of the Audit: Audit of the financial statements of the OITP for the year ended June 30, 2021.

Findings: No significant deficiencies or material weaknesses were noted on OST operations. There were no other findings in the audit report.

Agency Actions: No actions required.

Report No. 2022-04: Annual Comprehensive Financial Report for the Fiscal Year Ended June 30, 2021

Scope of the Audit: To express an opinion on the financial statements of the governmental activities, the business-type activities, the aggregate discretely presented component units, each major fund, and the aggregate remaining fund information to the State of Oregon, and the related notes to the financial statements, except for the financial statements of the SAIF Corporation, University of Oregon, Oregon State University, Portland State University, Western Oregon University, and Oregon Health and Science University, Common School Fund, or the Public Employees Retirement System.

Findings: No significant deficiencies or material weaknesses were noted on OST operations. There were no other findings in the audit report.

Agency Actions: No actions required.

## Report No. 2022-18: Statewide Single Audit Report Fiscal Year 2021

Scope of the Audit: State of Oregon's internal control over financial reporting and compliance with provisions of laws, regulations, contracts, and award agreements that affect the financial statements and State of Oregon's compliance with the requirements applicable to each of its major federal programs as described in the OMB Compliance Supplement and internal controls over compliance.

Findings: No findings were noted at OST.

However, there were findings on other agencies (not OST) and are outlined the State of Oregon's Annual Comprehensive Financial Report.

Agency Actions: No actions required.

## Report No. 2022-070: Oregon Local Government Intermediate Fund (OLGIF) An Investment Pool of the State of Oregon For the Year Ended June 30, 2022

Scope of the Audit: Audit of the financial statements of the OLGIF for the year ended June 30, 2022.

Findings: No significant deficiencies or material weaknesses were noted on OST operations. There were no other findings in the audit report.

Agency Actions: No actions required.

## Report No. 2022-071: Oregon Short Term Fund (OSTF) An Investment Pool of the State of Oregon For the Year Ended June 30, 2022

Scope of the Audit: Audit of the financial statements of the OSTF for the year ended June 30, 2022.

Findings: No significant deficiencies or material weaknesses were noted on OST operations. There were no other findings in the audit report.

Agency Actions: No actions required.



## Special Reports

### Oregon Intermediate Term Pool (OITP) An Investment Pool of the State of Oregon For the Year Ended June 30, 2022

Scope of the Audit: Audit of the financial statements of the OITP for the year ended June 30, 2022.

Findings: Audit report is not yet issued. No audit findings have been brought to OST attention at this time.

Agency Actions: No actions required.

### Common School Fund (CSF) Annual Financial Report For the Fiscal Year Ended June 30, 2022

Scope of the Audit: Audit of the financial statements of the CSF for the year ended June 30, 2022.

Findings: Audit is in process

Agency Actions: To be advised when the audit is complete.

## Affirmative Action Report

Workday HCM Employee Demographics and Promotion Reports as of June 30, 2022, were the data sources used for this narrative.

### Workforce Representation – Women

Women currently represent 48.1% of the agency workforce. This is a 3% increase from last reporting period. Between July 1, 2021, and June 30, 2022, Treasury hired 39 employees and 51.3% were women. Additionally, 41.7% of promotional opportunities were women (2 in management roles).

### Workforce Representation – People of Color

People of color currently represent 22.3% of the agency workforce. This represents a 4.3% increase from last reporting period. 43.6% of our new hires were people of color (12.8% were in management roles) and 29.4% of promotional opportunities were people of color.

### Workforce Representation – Persons with Disabilities

Persons with disabilities currently represent 3.2% of the agency workforce, an increase of 1.2%

## Summary

Treasury is committed to building and fostering a diverse and inclusive work environment. We believe that everyone comes to the table with a distinct point of view – one that is shaped by backgrounds, experiences, cultures, thoughts, and ideas. We embrace diversity and inclusion and believe it creates a culture of respect, innovation, and creativity that empowers our success and makes Oregon State Treasury an excellent place to work. We are committed to ensuring a safe, inclusive, and accessible working environment for all.

The agency's goals are set to gradually increase and maintain the representation of women, people of color, and persons with disabilities in the Treasury's workforce while tracking at the same or better representation levels as the State as a whole. We will strive to maintain our gains and gradually increase in each job category.

The factors contributing to our ability to meet agency targets are driven by the applicant pool for vacant positions, our relatively small workforce, and the significant impact of even minor attrition. Additionally, employees frequently do not identify as having a disability; therefore, our reports do not always reflect accurate figures for employees with disabilities.





## PROPOSED SUPERVISORY SPAN OF CONTROL REPORT

In accordance with the requirements of ORS 291.227, Oregon State Treasury presents this report to the Joint Ways and Means Committee regarding the agency's Proposed Maximum Supervisory Ratio for the 2023-2025 biennium.

### Supervisory Ratio for the last quarter of 2021-2023 biennium

The agency supervisory ratio as of July 1, 2020, was 1:3.


**The Agency actual supervisory ratio is calculated using the following calculation;**

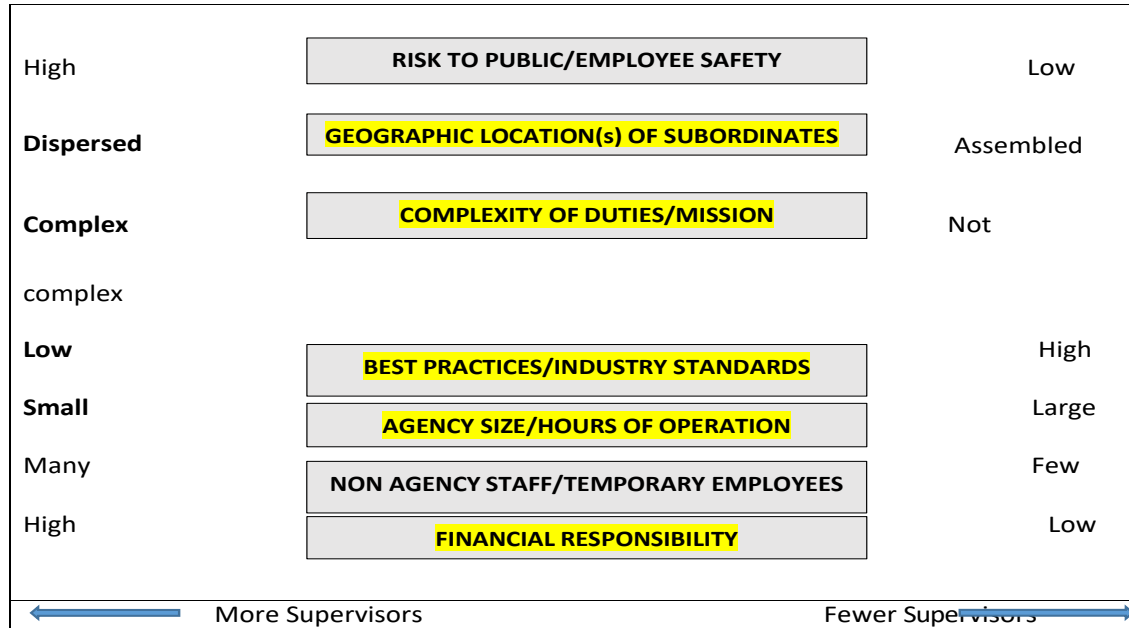
$$\begin{aligned}
 &= \frac{\text{(Total supervisors)}}{\text{(Employee in a supervisory role)}} + \frac{\text{(Vacancies that if filled would perform a supervisory role)}}{\text{(Agency head)}} \\
 &\text{(Total non-supervisors)} = \frac{\text{(Employee in a non-supervisory role)}}{\text{(Vacancies that if filled would perform a non-supervisory role)}}
 \end{aligned}$$

The agency has a current actual supervisory ratio of-

$$\begin{aligned}
 &1: \text{4} = \frac{148}{36} \\
 &\text{(Actual span of control)} \quad \text{(Total non - Supervisors)} \quad \text{(Total Supervisors)}
 \end{aligned}$$

When determining an agency maximum supervisory ratio all agencies shall begin of a baseline supervisory ratio of 1:11 and based upon some or all of the following factors may adjust the ratio up or down to fit the needs of the agency.





### Ratio Adjustment Factors

Is safety of the public or of State employees a factor to be considered in determining the agency maximum supervisory ratio? **No**

Is geographical location of the agency's employees a factor to be considered in determining the agency maximum supervisory ratio? **No**

Is the complexity of the agency's duties a factor to be considered in determining the agency maximum supervisory ratio? **Yes**

**Explain how and why this factor impacts the agency maximum supervisory ratio upwards or downward from 1:11**

Treasury is responsible for several programs that manage billions of dollars of assets or transactions that require specialized expertise, intense collaboration, and close managerial involvement. Additionally, given Treasurer's significant IT requirements, including maintenance, program development, and security, ratios below 1 to 11 are both unavoidable and necessary as explained below.

OST's investment division manages more than \$140 billion. Those management responsibilities are spread across multiple asset classes, all of which require sector specific expertise. Additionally, the back-office functions – including compliance, accounting, technological, and legal – that support the successful asset class strategies require best practices that do not allow for a 1 to 11 ratio.

Nearly all of the state's banking transactions are handled by the Treasury's finance division. To efficiently meet its responsibilities, this division is separated in multiple teams, leveraging specialties and experience to deliver service to state government.

The Debt Management team at OST is similar in respect to the expertise required to serve the state's vast array of bonding activity and debt management. The team is small but requires multiple levels of oversight and coordination, not only within OST but throughout state government, which mandates a smaller ratio than 1 to 11.

The Oregon Savings Network similarly manages three programs with more than \$4 billion of combined assets. Those programs include public outreach, asset management, and information technology requirements that are not supportable or efficient at a 1 to 11 ratio.

OST's Information Technology resources shoulder responsibilities that are more similar to a major financial institution versus a state agency. IT Security, application development, and support functions are efficiently handled via disbursing the work into specialized teams rather than generalists – again, requiring different ratios than 1 to 11.

Are there industry best practices and standards that should be a factor when determining the agency maximum supervisory ratio? **Yes**

Is size and hours of operation of the agency a factor to be considered in determining the agency maximum supervisory ratio? **Yes**

**Explain how and why this factor impacts the agency maximum supervisory ratio upwards or downward from 1:11**

Based on the work performed in our Investment Division, we have staff schedules aligned with the stock market. The Finance department banking staff schedules align with banking holiday schedules.

Are there unique personnel needs of the agency, including the agency's use of volunteers or seasonal or temporary employees, or exercise of supervisory

**Explain how and why this factor impacts the agency maximum supervisory ratio upwards or downward from 1:11**

Treasury's primary metric for determining appropriate staffing levels is cost effective delivery of services to maximize returns or minimize cost to beneficiaries, state agencies, program participants, or other partners. Management expertise is a key factor toward achieving that objective.

authority by agency supervisory employees over personnel who are not agency employees a factor to be considered in determining the agency maximum supervisory ratio? **No**

Is the financial scope and responsibility of the agency a factor to be considered in determining the agency maximum supervisory ratio? **Yes**

**Explain how and why this factor impacts the agency maximum supervisory ratio upwards or downward from 1:11**

The Investment Program manages over a \$140 billion portfolio made up of the Oregon Public Employees Retirement Fund (OPERF), the State Accident Insurance Fund, the Oregon Short Term Fund, the Oregon Local Government Intermediate Fund, the Common School Fund, and several state agency fixed income funds. This portfolio is designed to generate investment returns which help fund many important State objectives including retirement security for public sector employees, academic support for Oregon schoolchildren, and compensation claims for injured state workers.

The Oregon Savings Network includes 529 College Savings Plans, which are fully self-supporting through revenue received from the program's administrative fees, with more than \$4.2 billion in assets for nearly 223,984 beneficiaries. It also includes the Oregon ABLE Savings Plan, which provides tax-advantaged savings accounts for individuals and their families to save for qualified disability expenses without losing their federal and state benefits; the plan has more than \$53 million in assets and 5,487 total accounts. The OregonSaves retirement program has \$146 million in plan assets and 115, 046 participants.

Treasury acts as the bank for all state agencies and participating public universities providing depository, check redemption, and electronic payment services (including foreign and domestic wire, ACH, and a variety of other services). In 2021, the division processed more than \$361 billion of financial transactions. Additionally, Treasury works with agencies, vendors, and appropriate legal representatives to protect public funds by helping to ensure compliance with regulatory and industry requirements, as well as Oregon public funds laws.

Treasury's Debt Management Program coordinates the sale and issuance of all state revenue and general obligation bonds, certificates of participation, and other financing agreements, including coordination of the sale of Tax Anticipation Notes. The Debt Management Program also issues bonds for Oregon Business Development Commission projects, Oregon Facilities Authority projects, and revenue bonds for state universities.

**Based upon the described factors above the agency proposes a Maximum Supervisory Ratio of 1:6**



# Special Reports

**Unions Requiring Notification:** SEIU

**Date unions notified:** September 2022

**Submitted by:** \_\_\_\_\_ **Date:** \_\_\_\_\_

**Signature Line** \_\_\_\_\_ **Date** \_\_\_\_\_

**Signature Line** \_\_\_\_\_ **Date** \_\_\_\_\_

**Signature Line** \_\_\_\_\_ **Date** \_\_\_\_\_

**Signature Line** \_\_\_\_\_ **Date** \_\_\_\_\_



# Special Reports

## Treasury, Oregon State

### Summary Cross Reference Listing and Packages

2023-25 Biennium

Agency Number: 17000

BAM Analyst: Michelson, Alicia

Budget Coordinator: Smith, Mathew - (503)378-3562

Cross Reference Number	Cross Reference Description	Package Number	Priority	Package Description	Package Group
001-00-00-00000	Treasury Services	010	0	Vacancy Factor and Non-ORPICS Personal Services	Essential Packages
001-00-00-00000	Treasury Services	021	0	Phase-in	Essential Packages
001-00-00-00000	Treasury Services	022	0	Phase-out Pgm & One-time Costs	Essential Packages
001-00-00-00000	Treasury Services	031	0	Standard Inflation	Essential Packages
001-00-00-00000	Treasury Services	032	0	Above Standard Inflation	Essential Packages
001-00-00-00000	Treasury Services	033	0	Exceptional Inflation	Essential Packages
001-00-00-00000	Treasury Services	060	0	Technical Adjustments	Essential Packages
001-00-00-00000	Treasury Services	070	0	Revenue Shortfalls	Policy Packages
001-00-00-00000	Treasury Services	081	0	June 2022 Emergency Board	Policy Packages
001-00-00-00000	Treasury Services	090	0	Analyst Adjustments	Policy Packages
001-00-00-00000	Treasury Services	091	0	Additional Analyst Adjustments	Policy Packages
001-00-00-00000	Treasury Services	092	0	Statewide AG Adjustment	Policy Packages
001-00-00-00000	Treasury Services	093	0	Statewide Adjustment DAS Chgs	Policy Packages
001-00-00-00000	Treasury Services	801	0	LFO Analyst Adjustments	Policy Packages
001-00-00-00000	Treasury Services	802	0	Vacant Position Reductions	Policy Packages
001-00-00-00000	Treasury Services	810	0	Statewide Adjustments	Policy Packages
001-00-00-00000	Treasury Services	811	0	Budget Reconciliation	Policy Packages
001-00-00-00000	Treasury Services	813	0	Policy Bills	Policy Packages
001-00-00-00000	Treasury Services	816	0	Capital Construction	Policy Packages
001-00-00-00000	Treasury Services	101	0	Ready, Resilient Operations: IT	Policy Packages
001-00-00-00000	Treasury Services	102	0	Performance & Service Imps.: Trust Property	Policy Packages
001-00-00-00000	Treasury Services	103	0	Capacity & Resilience: Government Services	Policy Packages

10/12/23

7:12 AM

Page 1 of 10

Summary Cross Reference Listing and Packages

BSU-003A



# Special Reports

## Treasury, Oregon State

### Summary Cross Reference Listing and Packages

2023-25 Biennium

Agency Number: 17000

BAM Analyst: Michelson, Alicia

Budget Coordinator: Smith, Mathew - (503)378-3562

Cross Reference Number	Cross Reference Description	Package Number	Priority	Package Description	Package Group
001-00-00-00000	Treasury Services	104	0	Portfolio Governance: Investments	Policy Packages
001-00-00-00000	Treasury Services	105	0	Internal Controls & Support: Legal	Policy Packages
002-00-00-00000	Oregon 529 Savings Network	010	0	Vacancy Factor and Non-ORPICS Personal Services	Essential Packages
002-00-00-00000	Oregon 529 Savings Network	021	0	Phase-in	Essential Packages
002-00-00-00000	Oregon 529 Savings Network	022	0	Phase-out Pgm & One-time Costs	Essential Packages
002-00-00-00000	Oregon 529 Savings Network	031	0	Standard Inflation	Essential Packages
002-00-00-00000	Oregon 529 Savings Network	032	0	Above Standard Inflation	Essential Packages
002-00-00-00000	Oregon 529 Savings Network	033	0	Exceptional Inflation	Essential Packages
002-00-00-00000	Oregon 529 Savings Network	060	0	Technical Adjustments	Essential Packages
002-00-00-00000	Oregon 529 Savings Network	070	0	Revenue Shortfalls	Policy Packages
002-00-00-00000	Oregon 529 Savings Network	081	0	June 2022 Emergency Board	Policy Packages
002-00-00-00000	Oregon 529 Savings Network	090	0	Analyst Adjustments	Policy Packages
002-00-00-00000	Oregon 529 Savings Network	091	0	Additional Analyst Adjustments	Policy Packages
002-00-00-00000	Oregon 529 Savings Network	092	0	Statewide AG Adjustment	Policy Packages
002-00-00-00000	Oregon 529 Savings Network	093	0	Statewide Adjustment DAS Chgs	Policy Packages
002-00-00-00000	Oregon 529 Savings Network	801	0	LFO Analyst Adjustments	Policy Packages
002-00-00-00000	Oregon 529 Savings Network	802	0	Vacant Position Reductions	Policy Packages
002-00-00-00000	Oregon 529 Savings Network	810	0	Statewide Adjustments	Policy Packages
002-00-00-00000	Oregon 529 Savings Network	811	0	Budget Reconciliation	Policy Packages
002-00-00-00000	Oregon 529 Savings Network	813	0	Policy Bills	Policy Packages
002-00-00-00000	Oregon 529 Savings Network	816	0	Capital Construction	Policy Packages
002-00-00-00000	Oregon 529 Savings Network	101	0	Ready, Resilient Operations: IT	Policy Packages

10/12/23

Page 2 of 10

Summary Cross Reference Listing and Packages

7:12 AM

BSU-003A



# Special Reports

## Treasury, Oregon State

### Summary Cross Reference Listing and Packages

2023-25 Biennium

Agency Number: 17000

BAM Analyst: Michelson, Alicia

Budget Coordinator: Smith, Mathew - (503)378-3562

Cross Reference Number	Cross Reference Description	Package Number	Priority	Package Description	Package Group
002-00-00-00000	Oregon 529 Savings Network	102	0	Performance & Service Imps.: Trust Property	Policy Packages
002-00-00-00000	Oregon 529 Savings Network	103	0	Capacity & Resilience: Government Services	Policy Packages
002-00-00-00000	Oregon 529 Savings Network	104	0	Portfolio Governance: Investments	Policy Packages
002-00-00-00000	Oregon 529 Savings Network	105	0	Internal Controls & Support: Legal	Policy Packages
003-00-00-00000	Oregon Retirement Savings Program	010	0	Vacancy Factor and Non-ORPICS Personal Services	Essential Packages
003-00-00-00000	Oregon Retirement Savings Program	021	0	Phase-in	Essential Packages
003-00-00-00000	Oregon Retirement Savings Program	022	0	Phase-out Pgm & One-time Costs	Essential Packages
003-00-00-00000	Oregon Retirement Savings Program	031	0	Standard Inflation	Essential Packages
003-00-00-00000	Oregon Retirement Savings Program	032	0	Above Standard Inflation	Essential Packages
003-00-00-00000	Oregon Retirement Savings Program	033	0	Exceptional Inflation	Essential Packages
003-00-00-00000	Oregon Retirement Savings Program	060	0	Technical Adjustments	Essential Packages
003-00-00-00000	Oregon Retirement Savings Program	070	0	Revenue Shortfalls	Policy Packages
003-00-00-00000	Oregon Retirement Savings Program	081	0	June 2022 Emergency Board	Policy Packages
003-00-00-00000	Oregon Retirement Savings Program	090	0	Analyst Adjustments	Policy Packages
003-00-00-00000	Oregon Retirement Savings Program	091	0	Additional Analyst Adjustments	Policy Packages
003-00-00-00000	Oregon Retirement Savings Program	092	0	Statewide AG Adjustment	Policy Packages
003-00-00-00000	Oregon Retirement Savings Program	093	0	Statewide Adjustment DAS Chgs	Policy Packages
003-00-00-00000	Oregon Retirement Savings Program	801	0	LFO Analyst Adjustments	Policy Packages
003-00-00-00000	Oregon Retirement Savings Program	802	0	Vacant Position Reductions	Policy Packages
003-00-00-00000	Oregon Retirement Savings Program	810	0	Statewide Adjustments	Policy Packages
003-00-00-00000	Oregon Retirement Savings Program	811	0	Budget Reconciliation	Policy Packages
003-00-00-00000	Oregon Retirement Savings Program	813	0	Policy Bills	Policy Packages

10/12/23

Page 3 of 10

Summary Cross Reference Listing and Packages

7:12 AM

BSU-003A





# Special Reports

## Treasury, Oregon State

### Summary Cross Reference Listing and Packages

2023-25 Biennium

Agency Number: 17000

BAM Analyst: Michelson, Alicia

Budget Coordinator: Smith, Mathew - (503)378-3562

Cross Reference Number	Cross Reference Description	Package Number	Priority	Package Description	Package Group
003-00-00-00000	Oregon Retirement Savings Program	816	0	Capital Construction	Policy Packages
003-00-00-00000	Oregon Retirement Savings Program	101	0	Ready, Resilient Operations: IT	Policy Packages
003-00-00-00000	Oregon Retirement Savings Program	102	0	Performance & Service Imps.: Trust Property	Policy Packages
003-00-00-00000	Oregon Retirement Savings Program	103	0	Capacity & Resilience: Government Services	Policy Packages
003-00-00-00000	Oregon Retirement Savings Program	104	0	Portfolio Governance: Investments	Policy Packages
003-00-00-00000	Oregon Retirement Savings Program	105	0	Internal Controls & Support: Legal	Policy Packages
010-00-00-00000	State and Local Government Financial Services	010	0	Vacancy Factor and Non-ORPICS Personal Services	Essential Packages
010-00-00-00000	State and Local Government Financial Services	021	0	Phase-in	Essential Packages
010-00-00-00000	State and Local Government Financial Services	022	0	Phase-out Pgm & One-time Costs	Essential Packages
010-00-00-00000	State and Local Government Financial Services	031	0	Standard Inflation	Essential Packages
010-00-00-00000	State and Local Government Financial Services	032	0	Above Standard Inflation	Essential Packages
010-00-00-00000	State and Local Government Financial Services	033	0	Exceptional Inflation	Essential Packages
010-00-00-00000	State and Local Government Financial Services	060	0	Technical Adjustments	Essential Packages
010-00-00-00000	State and Local Government Financial Services	070	0	Revenue Shortfalls	Policy Packages
010-00-00-00000	State and Local Government Financial Services	081	0	June 2022 Emergency Board	Policy Packages
010-00-00-00000	State and Local Government Financial Services	090	0	Analyst Adjustments	Policy Packages
010-00-00-00000	State and Local Government Financial Services	091	0	Additional Analyst Adjustments	Policy Packages
010-00-00-00000	State and Local Government Financial Services	092	0	Statewide AG Adjustment	Policy Packages
010-00-00-00000	State and Local Government Financial Services	093	0	Statewide Adjustment DAS Chgs	Policy Packages
010-00-00-00000	State and Local Government Financial Services	801	0	LFO Analyst Adjustments	Policy Packages
010-00-00-00000	State and Local Government Financial Services	802	0	Vacant Position Reductions	Policy Packages
010-00-00-00000	State and Local Government Financial Services	810	0	Statewide Adjustments	Policy Packages

10/12/23

7:12 AM

Page 4 of 10

Summary Cross Reference Listing and Packages

BSU-003A



# Special Reports

## Treasury, Oregon State

### Summary Cross Reference Listing and Packages

2023-25 Biennium

Agency Number: 17000

BAM Analyst: Michelson, Alicia

Budget Coordinator: Smith, Mathew - (503)378-3562

Cross Reference Number	Cross Reference Description	Package Number	Priority	Package Description	Package Group
010-00-00-00000	State and Local Government Financial Services	811	0	Budget Reconciliation	Policy Packages
010-00-00-00000	State and Local Government Financial Services	813	0	Policy Bills	Policy Packages
010-00-00-00000	State and Local Government Financial Services	816	0	Capital Construction	Policy Packages
010-00-00-00000	State and Local Government Financial Services	101	0	Ready, Resilient Operations: IT	Policy Packages
010-00-00-00000	State and Local Government Financial Services	102	0	Performance & Service Imps.: Trust Property	Policy Packages
010-00-00-00000	State and Local Government Financial Services	103	0	Capacity & Resilience: Government Services	Policy Packages
010-00-00-00000	State and Local Government Financial Services	104	0	Portfolio Governance: Investments	Policy Packages
010-00-00-00000	State and Local Government Financial Services	105	0	Internal Controls & Support: Legal	Policy Packages
020-00-00-00000	Public Savings Services	010	0	Vacancy Factor and Non-ORPICS Personal Services	Essential Packages
020-00-00-00000	Public Savings Services	021	0	Phase-in	Essential Packages
020-00-00-00000	Public Savings Services	022	0	Phase-out Pgm & One-time Costs	Essential Packages
020-00-00-00000	Public Savings Services	031	0	Standard Inflation	Essential Packages
020-00-00-00000	Public Savings Services	032	0	Above Standard Inflation	Essential Packages
020-00-00-00000	Public Savings Services	033	0	Exceptional Inflation	Essential Packages
020-00-00-00000	Public Savings Services	060	0	Technical Adjustments	Essential Packages
020-00-00-00000	Public Savings Services	070	0	Revenue Shortfalls	Policy Packages
020-00-00-00000	Public Savings Services	081	0	June 2022 Emergency Board	Policy Packages
020-00-00-00000	Public Savings Services	090	0	Analyst Adjustments	Policy Packages
020-00-00-00000	Public Savings Services	091	0	Additional Analyst Adjustments	Policy Packages
020-00-00-00000	Public Savings Services	092	0	Statewide AG Adjustment	Policy Packages
020-00-00-00000	Public Savings Services	093	0	Statewide Adjustment DAS Chgs	Policy Packages
020-00-00-00000	Public Savings Services	801	0	LFO Analyst Adjustments	Policy Packages

10/12/23

7:12 AM

Page 5 of 10

Summary Cross Reference Listing and Packages

BSU-003A



# Special Reports

## Treasury, Oregon State

### Summary Cross Reference Listing and Packages

2023-25 Biennium

Agency Number: 17000

BAM Analyst: Michelson, Alicia

Budget Coordinator: Smith, Mathew - (503)378-3562

Cross Reference Number	Cross Reference Description	Package Number	Priority	Package Description	Package Group
020-00-00-00000	Public Savings Services	802	0	Vacant Position Reductions	Policy Packages
020-00-00-00000	Public Savings Services	810	0	Statewide Adjustments	Policy Packages
020-00-00-00000	Public Savings Services	811	0	Budget Reconciliation	Policy Packages
020-00-00-00000	Public Savings Services	813	0	Policy Bills	Policy Packages
020-00-00-00000	Public Savings Services	816	0	Capital Construction	Policy Packages
020-00-00-00000	Public Savings Services	101	0	Ready, Resilient Operations: IT	Policy Packages
020-00-00-00000	Public Savings Services	102	0	Performance & Service Imps.: Trust Property	Policy Packages
020-00-00-00000	Public Savings Services	103	0	Capacity & Resilience: Government Services	Policy Packages
020-00-00-00000	Public Savings Services	104	0	Portfolio Governance: Investments	Policy Packages
020-00-00-00000	Public Savings Services	105	0	Internal Controls & Support: Legal	Policy Packages
030-00-00-00000	Investment Services	010	0	Vacancy Factor and Non-ORPICS Personal Services	Essential Packages
030-00-00-00000	Investment Services	021	0	Phase-in	Essential Packages
030-00-00-00000	Investment Services	022	0	Phase-out Pgm & One-time Costs	Essential Packages
030-00-00-00000	Investment Services	031	0	Standard Inflation	Essential Packages
030-00-00-00000	Investment Services	032	0	Above Standard Inflation	Essential Packages
030-00-00-00000	Investment Services	033	0	Exceptional Inflation	Essential Packages
030-00-00-00000	Investment Services	060	0	Technical Adjustments	Essential Packages
030-00-00-00000	Investment Services	070	0	Revenue Shortfalls	Policy Packages
030-00-00-00000	Investment Services	081	0	June 2022 Emergency Board	Policy Packages
030-00-00-00000	Investment Services	090	0	Analyst Adjustments	Policy Packages
030-00-00-00000	Investment Services	091	0	Additional Analyst Adjustments	Policy Packages
030-00-00-00000	Investment Services	092	0	Statewide AG Adjustment	Policy Packages

10/12/23

7:12 AM

Page 6 of 10

Summary Cross Reference Listing and Packages

BSU-003A



# Special Reports

## Treasury, Oregon State

### Summary Cross Reference Listing and Packages

2023-25 Biennium

Agency Number: 17000

BAM Analyst: Michelson, Alicia

Budget Coordinator: Smith, Mathew - (503)378-3562

Cross Reference Number	Cross Reference Description	Package Number	Priority	Package Description	Package Group
030-00-00-00000	Investment Services	093	0	Statewide Adjustment DAS Chgs	Policy Packages
030-00-00-00000	Investment Services	801	0	LFO Analyst Adjustments	Policy Packages
030-00-00-00000	Investment Services	802	0	Vacant Position Reductions	Policy Packages
030-00-00-00000	Investment Services	810	0	Statewide Adjustments	Policy Packages
030-00-00-00000	Investment Services	811	0	Budget Reconciliation	Policy Packages
030-00-00-00000	Investment Services	813	0	Policy Bills	Policy Packages
030-00-00-00000	Investment Services	816	0	Capital Construction	Policy Packages
030-00-00-00000	Investment Services	101	0	Ready, Resilient Operations: IT	Policy Packages
030-00-00-00000	Investment Services	102	0	Performance & Service Imps.: Trust Property	Policy Packages
030-00-00-00000	Investment Services	103	0	Capacity & Resilience: Government Services	Policy Packages
030-00-00-00000	Investment Services	104	0	Portfolio Governance: Investments	Policy Packages
030-00-00-00000	Investment Services	105	0	Internal Controls & Support: Legal	Policy Packages
040-00-00-00000	Trust Property Services	010	0	Vacancy Factor and Non-ORPICS Personal Services	Essential Packages
040-00-00-00000	Trust Property Services	021	0	Phase-in	Essential Packages
040-00-00-00000	Trust Property Services	022	0	Phase-out Pgm & One-time Costs	Essential Packages
040-00-00-00000	Trust Property Services	031	0	Standard Inflation	Essential Packages
040-00-00-00000	Trust Property Services	032	0	Above Standard Inflation	Essential Packages
040-00-00-00000	Trust Property Services	033	0	Exceptional Inflation	Essential Packages
040-00-00-00000	Trust Property Services	060	0	Technical Adjustments	Essential Packages
040-00-00-00000	Trust Property Services	070	0	Revenue Shortfalls	Policy Packages
040-00-00-00000	Trust Property Services	081	0	June 2022 Emergency Board	Policy Packages
040-00-00-00000	Trust Property Services	090	0	Analyst Adjustments	Policy Packages

10/12/23

Page 7 of 10

Summary Cross Reference Listing and Packages

7:12 AM

BSU-003A



# Special Reports

## Treasury, Oregon State

### Summary Cross Reference Listing and Packages

2023-25 Biennium

Agency Number: 17000

BAM Analyst: Michelson, Alicia

Budget Coordinator: Smith, Mathew - (503)378-3562

Cross Reference Number	Cross Reference Description	Package Number	Priority	Package Description	Package Group
040-00-00-00000	Trust Property Services	091	0	Additional Analyst Adjustments	Policy Packages
040-00-00-00000	Trust Property Services	092	0	Statewide AG Adjustment	Policy Packages
040-00-00-00000	Trust Property Services	093	0	Statewide Adjustment DAS Chgs	Policy Packages
040-00-00-00000	Trust Property Services	801	0	LFO Analyst Adjustments	Policy Packages
040-00-00-00000	Trust Property Services	802	0	Vacant Position Reductions	Policy Packages
040-00-00-00000	Trust Property Services	810	0	Statewide Adjustments	Policy Packages
040-00-00-00000	Trust Property Services	811	0	Budget Reconciliation	Policy Packages
040-00-00-00000	Trust Property Services	813	0	Policy Bills	Policy Packages
040-00-00-00000	Trust Property Services	816	0	Capital Construction	Policy Packages
040-00-00-00000	Trust Property Services	101	0	Ready, Resilient Operations: IT	Policy Packages
040-00-00-00000	Trust Property Services	102	0	Performance & Service Imps.: Trust Property	Policy Packages
040-00-00-00000	Trust Property Services	103	0	Capacity & Resilience: Government Services	Policy Packages
040-00-00-00000	Trust Property Services	104	0	Portfolio Governance: Investments	Policy Packages
040-00-00-00000	Trust Property Services	105	0	Internal Controls & Support: Legal	Policy Packages
060-00-00-00000	Governor's Adjustment	010	0	Vacancy Factor and Non-ORPICS Personal Services	Essential Packages
060-00-00-00000	Governor's Adjustment	021	0	Phase-in	Essential Packages
060-00-00-00000	Governor's Adjustment	022	0	Phase-out Pgm & One-time Costs	Essential Packages
060-00-00-00000	Governor's Adjustment	031	0	Standard Inflation	Essential Packages
060-00-00-00000	Governor's Adjustment	032	0	Above Standard Inflation	Essential Packages
060-00-00-00000	Governor's Adjustment	033	0	Exceptional Inflation	Essential Packages
060-00-00-00000	Governor's Adjustment	060	0	Technical Adjustments	Essential Packages
060-00-00-00000	Governor's Adjustment	070	0	Revenue Shortfalls	Policy Packages

10/12/23

Page 8 of 10

Summary Cross Reference Listing and Packages

7:12 AM

BSU-003A



# Special Reports

## Treasury, Oregon State

### Summary Cross Reference Listing and Packages

2023-25 Biennium

Agency Number: 17000

BAM Analyst: Michelson, Alicia

Budget Coordinator: Smith, Mathew - (503)378-3562

Cross Reference Number	Cross Reference Description	Package Number	Priority	Package Description	Package Group
060-00-00-00000	Governor's Adjustment	081	0	June 2022 Emergency Board	Policy Packages
060-00-00-00000	Governor's Adjustment	090	0	Analyst Adjustments	Policy Packages
060-00-00-00000	Governor's Adjustment	091	0	Additional Analyst Adjustments	Policy Packages
060-00-00-00000	Governor's Adjustment	092	0	Statewide AG Adjustment	Policy Packages
060-00-00-00000	Governor's Adjustment	093	0	Statewide Adjustment DAS Chgs	Policy Packages
060-00-00-00000	Governor's Adjustment	801	0	LFO Analyst Adjustments	Policy Packages
060-00-00-00000	Governor's Adjustment	802	0	Vacant Position Reductions	Policy Packages
060-00-00-00000	Governor's Adjustment	810	0	Statewide Adjustments	Policy Packages
060-00-00-00000	Governor's Adjustment	811	0	Budget Reconciliation	Policy Packages
060-00-00-00000	Governor's Adjustment	813	0	Policy Bills	Policy Packages
060-00-00-00000	Governor's Adjustment	816	0	Capital Construction	Policy Packages
060-00-00-00000	Governor's Adjustment	101	0	Ready, Resilient Operations: IT	Policy Packages
060-00-00-00000	Governor's Adjustment	102	0	Performance & Service Imps.: Trust Property	Policy Packages
060-00-00-00000	Governor's Adjustment	103	0	Capacity & Resilience: Government Services	Policy Packages
060-00-00-00000	Governor's Adjustment	104	0	Portfolio Governance: Investments	Policy Packages
060-00-00-00000	Governor's Adjustment	105	0	Internal Controls & Support: Legal	Policy Packages
070-00-00-00000	Administrative Services	010	0	Vacancy Factor and Non-ORPICS Personal Services	Essential Packages
070-00-00-00000	Administrative Services	021	0	Phase-in	Essential Packages
070-00-00-00000	Administrative Services	022	0	Phase-out Pgm & One-time Costs	Essential Packages
070-00-00-00000	Administrative Services	031	0	Standard Inflation	Essential Packages
070-00-00-00000	Administrative Services	032	0	Above Standard Inflation	Essential Packages
070-00-00-00000	Administrative Services	033	0	Exceptional Inflation	Essential Packages

10/12/23

Page 9 of 10

Summary Cross Reference Listing and Packages

7:12 AM

BSU-003A



# Special Reports

## Treasury, Oregon State

### Summary Cross Reference Listing and Packages

2023-25 Biennium

Agency Number: 17000

BAM Analyst: Michelson, Alicia

Budget Coordinator: Smith, Mathew - (503)378-3562

Cross Reference Number	Cross Reference Description	Package Number	Priority	Package Description	Package Group
070-00-00-00000	Administrative Services	060	0	Technical Adjustments	Essential Packages
070-00-00-00000	Administrative Services	070	0	Revenue Shortfalls	Policy Packages
070-00-00-00000	Administrative Services	081	0	June 2022 Emergency Board	Policy Packages
070-00-00-00000	Administrative Services	090	0	Analyst Adjustments	Policy Packages
070-00-00-00000	Administrative Services	091	0	Additional Analyst Adjustments	Policy Packages
070-00-00-00000	Administrative Services	092	0	Statewide AG Adjustment	Policy Packages
070-00-00-00000	Administrative Services	093	0	Statewide Adjustment DAS Chgs	Policy Packages
070-00-00-00000	Administrative Services	801	0	LFO Analyst Adjustments	Policy Packages
070-00-00-00000	Administrative Services	802	0	Vacant Position Reductions	Policy Packages
070-00-00-00000	Administrative Services	810	0	Statewide Adjustments	Policy Packages
070-00-00-00000	Administrative Services	811	0	Budget Reconciliation	Policy Packages
070-00-00-00000	Administrative Services	813	0	Policy Bills	Policy Packages
070-00-00-00000	Administrative Services	816	0	Capital Construction	Policy Packages
070-00-00-00000	Administrative Services	101	0	Ready, Resilient Operations: IT	Policy Packages
070-00-00-00000	Administrative Services	102	0	Performance & Service Imps.: Trust Property	Policy Packages
070-00-00-00000	Administrative Services	103	0	Capacity & Resilience: Government Services	Policy Packages
070-00-00-00000	Administrative Services	104	0	Portfolio Governance: Investments	Policy Packages
070-00-00-00000	Administrative Services	105	0	Internal Controls & Support: Legal	Policy Packages

10/12/23

7:12 AM

Page 10 of 10

Summary Cross Reference Listing and Packages

BSU-003A



# Special Reports

## Treasury, Oregon State

Policy Package List by Priority

2023-25 Biennium

Agency Number: 17000

BAM Analyst: Michelson, Alicia

Budget Coordinator: Smith, Mathew - (503)378-3562

Priority	Policy Pkg Number	Policy Pkg Description	Summary Cross Reference Number	Cross Reference Description
0	070	Revenue Shortfalls	001-00-00-00000	Treasury Services
			002-00-00-00000	Oregon 529 Savings Network
			003-00-00-00000	Oregon Retirement Savings Program
			010-00-00-00000	State and Local Government Financial Services
			020-00-00-00000	Public Savings Services
			030-00-00-00000	Investment Services
			040-00-00-00000	Trust Property Services
			060-00-00-00000	Governor's Adjustment
			070-00-00-00000	Administrative Services
			001-00-00-00000	Treasury Services
	081	June 2022 Emergency Board	002-00-00-00000	Oregon 529 Savings Network
			003-00-00-00000	Oregon Retirement Savings Program
			010-00-00-00000	State and Local Government Financial Services
			020-00-00-00000	Public Savings Services
			030-00-00-00000	Investment Services
			040-00-00-00000	Trust Property Services
			060-00-00-00000	Governor's Adjustment
			070-00-00-00000	Administrative Services
			001-00-00-00000	Treasury Services
			002-00-00-00000	Oregon 529 Savings Network
	090	Analyst Adjustments	003-00-00-00000	Oregon Retirement Savings Program
			010-00-00-00000	State and Local Government Financial Services
			020-00-00-00000	Public Savings Services
			001-00-00-00000	Treasury Services
			002-00-00-00000	Oregon 529 Savings Network
			003-00-00-00000	Oregon Retirement Savings Program

10/12/23

7:13 AM

Page 1 of 7

Policy Package List by Priority

BSU-004A





# Special Reports

## Treasury, Oregon State

Policy Package List by Priority

2023-25 Biennium

Agency Number: 17000

BAM Analyst: Michelson, Alicia

Budget Coordinator: Smith, Mathew - (503)378-3562

Priority	Policy Pkg Number	Policy Pkg Description	Summary Cross Reference Number	Cross Reference Description
0	090	Analyst Adjustments	030-00-00-00000	Investment Services
			040-00-00-00000	Trust Property Services
			060-00-00-00000	Governor's Adjustment
			070-00-00-00000	Administrative Services
	091	Additional Analyst Adjustments	001-00-00-00000	Treasury Services
			002-00-00-00000	Oregon 529 Savings Network
			003-00-00-00000	Oregon Retirement Savings Program
			010-00-00-00000	State and Local Government Financial Services
			020-00-00-00000	Public Savings Services
			030-00-00-00000	Investment Services
			040-00-00-00000	Trust Property Services
			060-00-00-00000	Governor's Adjustment
			070-00-00-00000	Administrative Services
	092	Statewide AG Adjustment	001-00-00-00000	Treasury Services
			002-00-00-00000	Oregon 529 Savings Network
			003-00-00-00000	Oregon Retirement Savings Program
			010-00-00-00000	State and Local Government Financial Services
			020-00-00-00000	Public Savings Services
			030-00-00-00000	Investment Services
			040-00-00-00000	Trust Property Services
			060-00-00-00000	Governor's Adjustment
	093	Statewide Adjustment DAS Chgs	070-00-00-00000	Administrative Services
			001-00-00-00000	Treasury Services

10/12/23

7:13 AM

Page 2 of 7

Policy Package List by Priority

BSU-004A



# Special Reports

## Treasury, Oregon State

Policy Package List by Priority

2023-25 Biennium

Agency Number: 17000

BAM Analyst: Michelson, Alicia

Budget Coordinator: Smith, Mathew - (503)378-3562

Priority	Policy Pkg Number	Policy Pkg Description	Summary Cross Reference Number	Cross Reference Description
0	093	Statewide Adjustment DAS Chgs	002-00-00-00000	Oregon 529 Savings Network
			003-00-00-00000	Oregon Retirement Savings Program
			010-00-00-00000	State and Local Government Financial Services
			020-00-00-00000	Public Savings Services
			030-00-00-00000	Investment Services
			040-00-00-00000	Trust Property Services
			060-00-00-00000	Governor's Adjustment
			070-00-00-00000	Administrative Services
			001-00-00-00000	Treasury Services
			002-00-00-00000	Oregon 529 Savings Network
	101	Ready, Resilient Operations: IT	003-00-00-00000	Oregon Retirement Savings Program
			010-00-00-00000	State and Local Government Financial Services
			020-00-00-00000	Public Savings Services
			030-00-00-00000	Investment Services
			040-00-00-00000	Trust Property Services
			060-00-00-00000	Governor's Adjustment
			070-00-00-00000	Administrative Services
			001-00-00-00000	Treasury Services
			002-00-00-00000	Oregon 529 Savings Network
			003-00-00-00000	Oregon Retirement Savings Program
	102	Performance & Service Imps.: Trust Property	010-00-00-00000	State and Local Government Financial Services
			020-00-00-00000	Public Savings Services
			030-00-00-00000	Investment Services
			001-00-00-00000	Treasury Services
			002-00-00-00000	Oregon 529 Savings Network
			003-00-00-00000	Oregon Retirement Savings Program
			010-00-00-00000	State and Local Government Financial Services
			020-00-00-00000	Public Savings Services
			030-00-00-00000	Investment Services

10/12/23

7:13 AM

Page 3 of 7

Policy Package List by Priority

BSU-004A



# Special Reports

## Treasury, Oregon State

Policy Package List by Priority

2023-25 Biennium

Agency Number: 17000

BAM Analyst: Michelson, Alicia

Budget Coordinator: Smith, Mathew - (503)378-3562

Priority	Policy Pkg Number	Policy Pkg Description	Summary Cross Reference Number	Cross Reference Description
0	102	Performance & Service Imps.: Trust Property	040-00-00-00000	Trust Property Services
			060-00-00-00000	Governor's Adjustment
			070-00-00-00000	Administrative Services
	103	Capacity & Resilience: Government Services	001-00-00-00000	Treasury Services
			002-00-00-00000	Oregon 529 Savings Network
			003-00-00-00000	Oregon Retirement Savings Program
			010-00-00-00000	State and Local Government Financial Services
			020-00-00-00000	Public Savings Services
			030-00-00-00000	Investment Services
			040-00-00-00000	Trust Property Services
			060-00-00-00000	Governor's Adjustment
			070-00-00-00000	Administrative Services
			001-00-00-00000	Treasury Services
	104	Portfolio Governance: Investments	002-00-00-00000	Oregon 529 Savings Network
			003-00-00-00000	Oregon Retirement Savings Program
			010-00-00-00000	State and Local Government Financial Services
			020-00-00-00000	Public Savings Services
			030-00-00-00000	Investment Services
			040-00-00-00000	Trust Property Services
			060-00-00-00000	Governor's Adjustment
			070-00-00-00000	Administrative Services
			001-00-00-00000	Treasury Services
			002-00-00-00000	Oregon 529 Savings Network

10/12/23

7:13 AM

Page 4 of 7

Policy Package List by Priority

BSU-004A



# Special Reports

## Treasury, Oregon State

Policy Package List by Priority

2023-25 Biennium

Agency Number: 17000

BAM Analyst: Michelson, Alicia

Budget Coordinator: Smith, Mathew - (503)378-3562

Priority	Policy Pkg Number	Policy Pkg Description	Summary Cross Reference Number	Cross Reference Description
0	105	Internal Controls & Support: Legal	003-00-00-00000	Oregon Retirement Savings Program
			010-00-00-00000	State and Local Government Financial Services
			020-00-00-00000	Public Savings Services
			030-00-00-00000	Investment Services
			040-00-00-00000	Trust Property Services
			060-00-00-00000	Governor's Adjustment
			070-00-00-00000	Administrative Services
	801	LFO Analyst Adjustments	001-00-00-00000	Treasury Services
			002-00-00-00000	Oregon 529 Savings Network
			003-00-00-00000	Oregon Retirement Savings Program
			010-00-00-00000	State and Local Government Financial Services
			020-00-00-00000	Public Savings Services
			030-00-00-00000	Investment Services
			040-00-00-00000	Trust Property Services
	802	Vacant Position Reductions	060-00-00-00000	Governor's Adjustment
			070-00-00-00000	Administrative Services
			001-00-00-00000	Treasury Services
			002-00-00-00000	Oregon 529 Savings Network
			003-00-00-00000	Oregon Retirement Savings Program
			010-00-00-00000	State and Local Government Financial Services
			020-00-00-00000	Public Savings Services
			030-00-00-00000	Investment Services
			040-00-00-00000	Trust Property Services

10/12/23

7:13 AM

Page 5 of 7

Policy Package List by Priority

BSU-004A



# Special Reports

## Treasury, Oregon State

Policy Package List by Priority

2023-25 Biennium

Agency Number: 17000

BAM Analyst: Michelson, Alicia

Budget Coordinator: Smith, Mathew - (503)378-3562

Priority	Policy Pkg Number	Policy Pkg Description	Summary Cross Reference Number	Cross Reference Description
0	802	Vacant Position Reductions	060-00-00-00000	Governor's Adjustment
			070-00-00-00000	Administrative Services
			001-00-00-00000	Treasury Services
	810	Statewide Adjustments	002-00-00-00000	Oregon 529 Savings Network
			003-00-00-00000	Oregon Retirement Savings Program
			010-00-00-00000	State and Local Government Financial Services
			020-00-00-00000	Public Savings Services
			030-00-00-00000	Investment Services
			040-00-00-00000	Trust Property Services
			060-00-00-00000	Governor's Adjustment
			070-00-00-00000	Administrative Services
			001-00-00-00000	Treasury Services
			002-00-00-00000	Oregon 529 Savings Network
	811	Budget Reconciliation	003-00-00-00000	Oregon Retirement Savings Program
			010-00-00-00000	State and Local Government Financial Services
			020-00-00-00000	Public Savings Services
			030-00-00-00000	Investment Services
			040-00-00-00000	Trust Property Services
			060-00-00-00000	Governor's Adjustment
			070-00-00-00000	Administrative Services
			001-00-00-00000	Treasury Services
			002-00-00-00000	Oregon 529 Savings Network
			003-00-00-00000	Oregon Retirement Savings Program
	813	Policy Bills	001-00-00-00000	Treasury Services
			002-00-00-00000	Oregon 529 Savings Network
			003-00-00-00000	Oregon Retirement Savings Program

10/12/23

7:13 AM

Page 6 of 7

Policy Package List by Priority

BSU-004A



# Special Reports

## Treasury, Oregon State

Policy Package List by Priority

2023-25 Biennium

Agency Number: 17000

BAM Analyst: Michelson, Alicia

Budget Coordinator: Smith, Mathew - (503)378-3562

Priority	Policy Pkg Number	Policy Pkg Description	Summary Cross Reference Number	Cross Reference Description
0	813	Policy Bills	010-00-00-00000	State and Local Government Financial Services
			020-00-00-00000	Public Savings Services
			030-00-00-00000	Investment Services
			040-00-00-00000	Trust Property Services
			060-00-00-00000	Governor's Adjustment
			070-00-00-00000	Administrative Services
			001-00-00-00000	Treasury Services
	816	Capital Construction	002-00-00-00000	Oregon 529 Savings Network
			003-00-00-00000	Oregon Retirement Savings Program
			010-00-00-00000	State and Local Government Financial Services
			020-00-00-00000	Public Savings Services
			030-00-00-00000	Investment Services
			040-00-00-00000	Trust Property Services
			060-00-00-00000	Governor's Adjustment
			070-00-00-00000	Administrative Services

10/12/23

7:13 AM

Page 7 of 7

Policy Package List by Priority

BSU-004A



# Special Reports

Treasury, Oregon State

Agency Number: 17000

Budget Support - Detail Revenues and Expenditures

Cross Reference Number: 17000-000-00-00-00000

2023-25 Biennium

Oregon Treasury

Description	2019-21 Actuals	2021-23 Leg Adopted Budget	2021-23 Leg Approved Budget	2023-25 Agency Request Budget	2023-25 Governor's Budget	2023-25 Leg. Adopted Budget
<b>BEGINNING BALANCE</b>						
0025 Beginning Balance						
3400 Other Funds Ltd	22,983,949	12,608,603	12,608,603	12,608,603	12,608,603	12,608,603
0030 Beginning Balance Adjustment						
3400 Other Funds Ltd	1,554,204	17,224,894	17,224,894	17,224,894	17,224,894	17,224,894
<b>BEGINNING BALANCE</b>						
3400 Other Funds Ltd	24,538,153	29,833,497	29,833,497	29,833,497	29,833,497	29,833,497
<b>TOTAL BEGINNING BALANCE</b>	<b>\$24,538,153</b>	<b>\$29,833,497</b>	<b>\$29,833,497</b>	<b>\$29,833,497</b>	<b>\$29,833,497</b>	<b>\$29,833,497</b>
<b>REVENUE CATEGORIES</b>						
<b>CHARGES FOR SERVICES</b>						
0410 Charges for Services						
3200 Other Funds Non-Ltd	-	2,900,000	2,900,000	3,196,298	3,196,298	3,196,298
3400 Other Funds Ltd	91,367,356	116,140,681	117,052,235	133,835,101	133,835,101	136,073,745
All Funds	91,367,356	119,040,681	119,952,235	137,031,399	137,031,399	139,270,043
<b>INTEREST EARNINGS</b>						
0605 Interest Income						
3400 Other Funds Ltd	154,861	-	-	-	-	-
<b>OTHER</b>						
0975 Other Revenues						
3400 Other Funds Ltd	418,336	-	-	-	-	-
<b>TRANSFERS IN</b>						
1010 Transfer In - Intrafund						
3400 Other Funds Ltd	23,883,657	21,184,402	21,184,402	23,937,798	23,937,798	24,474,033

10/12/23

Page 1 of 40

BDV103A - Budget Support - Detail Revenues & Expenditures

7:14 AM

BDV103A



# Special Reports

Treasury, Oregon State

Agency Number: 17000

Budget Support - Detail Revenues and Expenditures

Cross Reference Number: 17000-000-00-00-00000

2023-25 Biennium

Oregon Treasury

Description	2019-21 Actuals	2021-23 Leg Adopted Budget	2021-23 Leg Approved Budget	2023-25 Agency Request Budget	2023-25 Governor's Budget	2023-25 Leg. Adopted Budget
<b>1257 Tsfr From Police, Dept of State</b>						
3400 Other Funds Ltd	9,159	-	-	-	-	-
<b>TRANSFERS IN</b>						
3400 Other Funds Ltd	23,892,816	21,184,402	21,184,402	23,937,798	23,937,798	24,474,033
<b>TOTAL TRANSFERS IN</b>	<b>\$23,892,816</b>	<b>\$21,184,402</b>	<b>\$21,184,402</b>	<b>\$23,937,798</b>	<b>\$23,937,798</b>	<b>\$24,474,033</b>
<b>REVENUE CATEGORIES</b>						
3200 Other Funds Non-Ltd	-	2,900,000	2,900,000	3,196,298	3,196,298	3,196,298
3400 Other Funds Ltd	115,833,369	137,325,083	138,236,637	157,772,899	157,772,899	160,547,778
<b>TOTAL REVENUE CATEGORIES</b>	<b>\$115,833,369</b>	<b>\$140,225,083</b>	<b>\$141,136,637</b>	<b>\$160,969,197</b>	<b>\$160,969,197</b>	<b>\$163,744,076</b>
<b>TRANSFERS OUT</b>						
<b>2010 Transfer Out - Intrafund</b>						
3400 Other Funds Ltd	(23,883,657)	(21,184,402)	(21,184,402)	(23,937,798)	(23,937,798)	(24,474,033)
<b>2525 Tsfr To HECC</b>						
3400 Other Funds Ltd	(242,323)	-	-	-	-	-
<b>TRANSFERS OUT</b>						
3400 Other Funds Ltd	(24,125,980)	(21,184,402)	(21,184,402)	(23,937,798)	(23,937,798)	(24,474,033)
<b>TOTAL TRANSFERS OUT</b>	<b>(\$24,125,980)</b>	<b>(\$21,184,402)</b>	<b>(\$21,184,402)</b>	<b>(\$23,937,798)</b>	<b>(\$23,937,798)</b>	<b>(\$24,474,033)</b>
<b>AVAILABLE REVENUES</b>						
3200 Other Funds Non-Ltd	-	2,900,000	2,900,000	3,196,298	3,196,298	3,196,298
3400 Other Funds Ltd	116,245,542	145,974,178	146,885,732	163,668,598	163,668,598	165,907,242
<b>TOTAL AVAILABLE REVENUES</b>	<b>\$116,245,542</b>	<b>\$148,874,178</b>	<b>\$149,785,732</b>	<b>\$166,864,896</b>	<b>\$166,864,896</b>	<b>\$169,103,540</b>
<b>EXPENDITURES</b>						
<b>PERSONAL SERVICES</b>						

10/12/23

Page 2 of 40

BDV103A - Budget Support - Detail Revenues & Expenditures

7:14 AM

BDV103A





# Special Reports

Treasury, Oregon State

Agency Number: 17000

Budget Support - Detail Revenues and Expenditures

Cross Reference Number: 17000-000-00-00-00000

2023-25 Biennium

Oregon Treasury

Description	2019-21 Actuals	2021-23 Leg Adopted Budget	2021-23 Leg Approved Budget	2023-25 Agency Request Budget	2023-25 Governor's Budget	2023-25 Leg. Adopted Budget
<b>SALARIES &amp; WAGES</b>						
<b>3110 Class/Unclass Sal. and Per Diem</b>						
3400 Other Funds Ltd	37,957,174	46,221,522	49,095,263	54,745,348	54,745,348	53,791,684
<b>3160 Temporary Appointments</b>						
3400 Other Funds Ltd	53,989	53,196	53,196	55,430	55,430	55,430
<b>3170 Overtime Payments</b>						
3400 Other Funds Ltd	3,811	14,742	14,742	15,361	15,361	15,361
<b>3190 All Other Differential</b>						
3400 Other Funds Ltd	2,206,364	3,877,259	3,877,259	4,040,104	4,040,104	4,040,104
<b>SALARIES &amp; WAGES</b>						
3400 Other Funds Ltd	40,221,338	50,166,719	53,040,460	58,856,243	58,856,243	57,902,579
<b>TOTAL SALARIES &amp; WAGES</b>	<b>\$40,221,338</b>	<b>\$50,166,719</b>	<b>\$53,040,460</b>	<b>\$58,856,243</b>	<b>\$58,856,243</b>	<b>\$57,902,579</b>
<b>OTHER PAYROLL EXPENSES</b>						
<b>3210 Empl. Rel. Bd. Assessments</b>						
3400 Other Funds Ltd	8,202	11,637	11,637	11,619	11,619	11,292
<b>3220 Public Employees' Retire Cont</b>						
3400 Other Funds Ltd	5,597,459	8,583,948	8,583,948	10,536,601	10,536,601	10,365,703
<b>3221 Pension Obligation Bond</b>						
3400 Other Funds Ltd	1,962,363	2,604,761	2,757,104	2,917,489	2,917,489	2,917,489
<b>3230 Social Security Taxes</b>						
3400 Other Funds Ltd	2,565,335	3,370,277	3,370,277	3,937,598	3,937,598	3,864,643
<b>3240 Unemployment Assessments</b>						
3400 Other Funds Ltd	6,388	17,963	17,963	18,718	18,718	18,718

10/12/23

Page 3 of 40

BDV103A - Budget Support - Detail Revenues & Expenditures

7:14 AM

BDV103A



# Special Reports

Treasury, Oregon State

Agency Number: 17000

Budget Support - Detail Revenues and Expenditures

Cross Reference Number: 17000-000-00-00-00000

2023-25 Biennium

Oregon Treasury

Description	2019-21 Actuals	2021-23 Leg Adopted Budget	2021-23 Leg Approved Budget	2023-25 Agency Request Budget	2023-25 Governor's Budget	2023-25 Leg. Adopted Budget
<b>3241 Paid Family Medical Leave Insurance</b>						
3400 Other Funds Ltd	-	-	-	192,933	192,933	189,119
<b>3250 Worker's Comp. Assess. (WCD)</b>						
3400 Other Funds Ltd	6,414	9,236	9,236	10,096	10,096	9,809
<b>3260 Mass Transit Tax</b>						
3400 Other Funds Ltd	242,014	271,091	271,091	332,518	332,518	332,518
<b>3270 Flexible Benefits</b>						
3400 Other Funds Ltd	5,751,184	7,678,260	7,750,561	8,697,150	8,697,150	8,449,650
<b>3280 Other OPE</b>						
3400 Other Funds Ltd	8,121	-	-	-	-	-
<b>OTHER PAYROLL EXPENSES</b>						
3400 Other Funds Ltd	16,147,480	22,547,173	22,771,817	26,654,722	26,654,722	26,158,941
<b>TOTAL OTHER PAYROLL EXPENSES</b>	<b>\$16,147,480</b>	<b>\$22,547,173</b>	<b>\$22,771,817</b>	<b>\$26,654,722</b>	<b>\$26,654,722</b>	<b>\$26,158,941</b>
<b>P.S. BUDGET ADJUSTMENTS</b>						
<b>3455 Vacancy Savings</b>						
3400 Other Funds Ltd	-	(540,199)	(540,199)	(793,488)	(793,488)	(793,488)
<b>3465 Reconciliation Adjustment</b>						
3400 Other Funds Ltd	-	500	500	-	-	1,384
<b>P.S. BUDGET ADJUSTMENTS</b>						
3400 Other Funds Ltd	-	(539,699)	(539,699)	(793,488)	(793,488)	(792,104)
<b>TOTAL P.S. BUDGET ADJUSTMENTS</b>	<b>-</b>	<b>(\$539,699)</b>	<b>(\$539,699)</b>	<b>(\$793,488)</b>	<b>(\$793,488)</b>	<b>(\$792,104)</b>
<b>PERSONAL SERVICES</b>						
3400 Other Funds Ltd	56,368,818	72,174,193	75,272,578	84,717,477	84,717,477	83,269,416

10/12/23

Page 4 of 40

BDV103A - Budget Support - Detail Revenues & Expenditures

7:14 AM

BDV103A



# Special Reports

Treasury, Oregon State

Agency Number: 17000

Budget Support - Detail Revenues and Expenditures

Cross Reference Number: 17000-000-00-00-00000

2023-25 Biennium

Oregon Treasury

Description	2019-21 Actuals	2021-23 Leg Adopted Budget	2021-23 Leg Approved Budget	2023-25 Agency Request Budget	2023-25 Governor's Budget	2023-25 Leg. Adopted Budget
<b>TOTAL PERSONAL SERVICES</b>	<b>\$56,368,818</b>	<b>\$72,174,193</b>	<b>\$75,272,578</b>	<b>\$84,717,477</b>	<b>\$84,717,477</b>	<b>\$83,269,416</b>
<b>SERVICES &amp; SUPPLIES</b>						
<b>4100 Instate Travel</b>						
3400 Other Funds Ltd	61,277	198,844	198,844	150,428	150,428	143,908
<b>4125 Out of State Travel</b>						
3400 Other Funds Ltd	147,515	575,493	575,493	408,561	408,561	388,561
<b>4150 Employee Training</b>						
3400 Other Funds Ltd	325,902	1,034,398	1,034,398	1,101,728	1,101,728	1,067,930
<b>4175 Office Expenses</b>						
3400 Other Funds Ltd	310,060	615,398	615,398	496,780	496,780	470,700
<b>4200 Telecommunications</b>						
3400 Other Funds Ltd	588,105	831,883	831,883	710,299	710,299	643,984
<b>4225 State Gov. Service Charges</b>						
3400 Other Funds Ltd	2,074,527	2,576,314	2,576,314	3,210,427	3,080,082	3,101,620
<b>4250 Data Processing</b>						
3400 Other Funds Ltd	1,642,440	1,546,576	1,546,576	1,510,479	1,510,479	1,502,063
<b>4275 Publicity and Publications</b>						
3400 Other Funds Ltd	227,612	221,209	221,209	295,956	295,956	291,196
<b>4300 Professional Services</b>						
3200 Other Funds Non-Ltd	-	966,872	966,872	966,872	966,872	966,872
3400 Other Funds Ltd	7,811,153	18,596,167	18,596,167	16,894,111	16,894,111	16,894,111
All Funds	7,811,153	19,563,039	19,563,039	17,860,983	17,860,983	17,860,983
<b>4315 IT Professional Services</b>						

10/12/23

7:14 AM

Page 5 of 40

BDV103A - Budget Support - Detail Revenues & Expenditures

BDV103A



# Special Reports

Treasury, Oregon State

Agency Number: 17000

Budget Support - Detail Revenues and Expenditures

Cross Reference Number: 17000-000-00-00-00000

2023-25 Biennium

Oregon Treasury

Description	2019-21 Actuals	2021-23 Leg Adopted Budget	2021-23 Leg Approved Budget	2023-25 Agency Request Budget	2023-25 Governor's Budget	2023-25 Leg. Adopted Budget
3400 Other Funds Ltd	543,221	1,890,543	1,890,543	2,056,910	2,056,910	2,056,910
<b>4325 Attorney General</b>						
3400 Other Funds Ltd	203,136	1,470,883	1,470,883	1,730,788	1,650,826	1,625,210
<b>4375 Employee Recruitment and Develop</b>						
3400 Other Funds Ltd	157,888	106,700	106,700	186,167	186,167	222,877
<b>4400 Dues and Subscriptions</b>						
3400 Other Funds Ltd	426,884	481,270	481,270	550,528	550,528	545,768
<b>4425 Facilities Rental and Taxes</b>						
3400 Other Funds Ltd	2,534,836	5,742,427	5,742,427	8,203,634	8,203,634	7,906,834
<b>4475 Facilities Maintenance</b>						
3400 Other Funds Ltd	60,831	72,824	72,824	14,721	14,721	14,721
<b>4575 Agency Program Related S and S</b>						
3200 Other Funds Non-Ltd	-	1,717,941	1,717,941	1,717,941	1,717,941	1,717,941
3400 Other Funds Ltd	3,603,222	5,401,879	5,401,879	6,565,797	6,489,483	6,565,797
All Funds	3,603,222	7,119,820	7,119,820	8,283,738	8,207,424	8,283,738
<b>4650 Other Services and Supplies</b>						
3200 Other Funds Non-Ltd	-	215,187	215,187	215,187	215,187	215,187
3400 Other Funds Ltd	579,528	227,698	227,698	627,027	675,266	622,347
All Funds	579,528	442,885	442,885	842,214	890,453	837,534
<b>4700 Expendable Prop 250 - 5000</b>						
3400 Other Funds Ltd	96,823	249,357	249,357	196,254	196,254	161,270
<b>4715 IT Expendable Property</b>						
3400 Other Funds Ltd	1,404,037	964,007	964,007	1,017,530	1,017,530	984,250

10/12/23

7:14 AM

Page 6 of 40

BDV103A - Budget Support - Detail Revenues & Expenditures

BDV103A



# Special Reports

Treasury, Oregon State

Agency Number: 17000

Budget Support - Detail Revenues and Expenditures

Cross Reference Number: 17000-000-00-00-00000

2023-25 Biennium

Oregon Treasury

Description	2019-21 Actuals	2021-23 Leg Adopted Budget	2021-23 Leg Approved Budget	2023-25 Agency Request Budget	2023-25 Governor's Budget	2023-25 Leg. Adopted Budget
<b>SERVICES &amp; SUPPLIES</b>						
3200 Other Funds Non-Ltd	-	2,900,000	2,900,000	2,900,000	2,900,000	2,900,000
3400 Other Funds Ltd	22,798,997	42,803,870	42,803,870	45,928,125	45,689,743	45,210,057
<b>TOTAL SERVICES &amp; SUPPLIES</b>	<b>\$22,798,997</b>	<b>\$45,703,870</b>	<b>\$45,703,870</b>	<b>\$48,828,125</b>	<b>\$48,589,743</b>	<b>\$48,110,057</b>
<b>CAPITAL OUTLAY</b>						
<b>5100 Office Furniture and Fixtures</b>						
3400 Other Funds Ltd	683,728	7,303	7,303	-	-	-
<b>5150 Telecommunications Equipment</b>						
3400 Other Funds Ltd	656,030	149,456	149,456	149,895	149,895	149,895
<b>5200 Technical Equipment</b>						
3400 Other Funds Ltd	-	562,836	562,836	-	-	-
<b>5550 Data Processing Software</b>						
3400 Other Funds Ltd	55,089	56,394	56,394	148,937	148,937	148,937
<b>5600 Data Processing Hardware</b>						
3400 Other Funds Ltd	66,434	77,973	77,973	-	-	-
<b>5900 Other Capital Outlay</b>						
3400 Other Funds Ltd	4,500,000	-	-	-	-	-
<b>CAPITAL OUTLAY</b>						
3400 Other Funds Ltd	5,961,281	853,962	853,962	298,832	298,832	298,832
<b>TOTAL CAPITAL OUTLAY</b>	<b>\$5,961,281</b>	<b>\$853,962</b>	<b>\$853,962</b>	<b>\$298,832</b>	<b>\$298,832</b>	<b>\$298,832</b>
<b>EXPENDITURES</b>						
3200 Other Funds Non-Ltd	-	2,900,000	2,900,000	2,900,000	2,900,000	2,900,000
3400 Other Funds Ltd	85,129,096	115,832,025	118,930,410	130,944,434	130,706,052	128,778,305

10/12/23

Page 7 of 40

BDV103A - Budget Support - Detail Revenues & Expenditures

7:14 AM

BDV103A



# Special Reports

Treasury, Oregon State

Agency Number: 17000

Budget Support - Detail Revenues and Expenditures

Cross Reference Number: 17000-000-00-00-00000

2023-25 Biennium

Oregon Treasury

Description	2019-21 Actuals	2021-23 Leg Adopted Budget	2021-23 Leg Approved Budget	2023-25 Agency Request Budget	2023-25 Governor's Budget	2023-25 Leg. Adopted Budget
<b>TOTAL EXPENDITURES</b>	<b>\$85,129,096</b>	<b>\$118,732,025</b>	<b>\$121,830,410</b>	<b>\$133,844,434</b>	<b>\$133,606,052</b>	<b>\$131,678,305</b>
<b>ENDING BALANCE</b>						
3200 Other Funds Non-Ltd	-	-	-	296,298	296,298	296,298
3400 Other Funds Ltd	31,116,446	30,142,153	27,955,322	32,724,164	32,962,546	37,128,937
<b>TOTAL ENDING BALANCE</b>	<b>\$31,116,446</b>	<b>\$30,142,153</b>	<b>\$27,955,322</b>	<b>\$33,020,462</b>	<b>\$33,258,844</b>	<b>\$37,425,235</b>
<b>AUTHORIZED POSITIONS</b>						
8150 Class/Unclass Positions	169	210	210	228	228	222
<b>TOTAL AUTHORIZED POSITIONS</b>	<b>169</b>	<b>210</b>	<b>210</b>	<b>228</b>	<b>228</b>	<b>222</b>
<b>AUTHORIZED FTE</b>						
8250 Class/Unclass FTE Positions	165.17	200.36	200.36	219.64	219.64	213.37
8280 FTE Reconciliation	-	-	-	-	-	(0.04)
<b>TOTAL AUTHORIZED FTE</b>	<b>165.17</b>	<b>200.36</b>	<b>200.36</b>	<b>219.64</b>	<b>219.64</b>	<b>213.33</b>



# Special Reports

Treasury, Oregon State

Agency Number: 17000

Budget Support - Detail Revenues and Expenditures

Cross Reference Number: 17000-001-00-00-00000

2023-25 Biennium

Treasury Services

Description	2019-21 Actuals	2021-23 Leg Adopted Budget	2021-23 Leg Approved Budget	2023-25 Agency Request Budget	2023-25 Governor's Budget	2023-25 Leg. Adopted Budget
<b>BEGINNING BALANCE</b>						
<b>0025 Beginning Balance</b>						
3400 Other Funds Ltd	1,839,287	-	-	-	-	-
<b>0030 Beginning Balance Adjustment</b>						
3400 Other Funds Ltd	(1,839,287)	-	-	-	-	-
<b>BEGINNING BALANCE</b>						
3400 Other Funds Ltd	-	-	-	-	-	-
<b>TOTAL BEGINNING BALANCE</b>	-	-	-	-	-	-



# Special Reports

Treasury, Oregon State

Agency Number: 17000

Budget Support - Detail Revenues and Expenditures

Cross Reference Number: 17000-010-00-00-00000

2023-25 Biennium

State and Local Government Financial Services

Description	2019-21 Actuals	2021-23 Leg Adopted Budget	2021-23 Leg Approved Budget	2023-25 Agency Request Budget	2023-25 Governor's Budget	2023-25 Leg. Adopted Budget
<b>BEGINNING BALANCE</b>						
0025 Beginning Balance						
3400 Other Funds Ltd	1,225,171	1,300,000	1,300,000	1,300,000	1,300,000	1,300,000
0030 Beginning Balance Adjustment						
3400 Other Funds Ltd	301,041	2,540,703	2,540,703	2,540,703	2,540,703	2,540,703
<b>BEGINNING BALANCE</b>						
3400 Other Funds Ltd	1,526,212	3,840,703	3,840,703	3,840,703	3,840,703	3,840,703
<b>TOTAL BEGINNING BALANCE</b>	<b>\$1,526,212</b>	<b>\$3,840,703</b>	<b>\$3,840,703</b>	<b>\$3,840,703</b>	<b>\$3,840,703</b>	<b>\$3,840,703</b>
<b>REVENUE CATEGORIES</b>						
<b>CHARGES FOR SERVICES</b>						
0410 Charges for Services						
3400 Other Funds Ltd	18,424,456	20,386,306	20,386,306	21,921,028	21,921,028	22,176,046
<b>INTEREST EARNINGS</b>						
0605 Interest Income						
3400 Other Funds Ltd	5,000	-	-	-	-	-
<b>OTHER</b>						
0975 Other Revenues						
3400 Other Funds Ltd	84,833	-	-	-	-	-
<b>REVENUE CATEGORIES</b>						
3400 Other Funds Ltd	18,514,289	20,386,306	20,386,306	21,921,028	21,921,028	22,176,046
<b>TOTAL REVENUE CATEGORIES</b>	<b>\$18,514,289</b>	<b>\$20,386,306</b>	<b>\$20,386,306</b>	<b>\$21,921,028</b>	<b>\$21,921,028</b>	<b>\$22,176,046</b>
<b>TRANSFERS OUT</b>						
2010 Transfer Out - Intrafund						

10/12/23

Page 10 of 40

BDV103A - Budget Support - Detail Revenues & Expenditures

7:14 AM

BDV103A





# Special Reports

Treasury, Oregon State

Agency Number: 17000

Budget Support - Detail Revenues and Expenditures

Cross Reference Number: 17000-010-00-00-00000

2023-25 Biennium

State and Local Government Financial Services

Description	2019-21 Actuals	2021-23 Leg Adopted Budget	2021-23 Leg Approved Budget	2023-25 Agency Request Budget	2023-25 Governor's Budget	2023-25 Leg. Adopted Budget
3400 Other Funds Ltd	(1,445,321)	(1,625,890)	(1,625,890)	(1,973,048)	(1,973,048)	(1,845,015)
<b>AVAILABLE REVENUES</b>						
3400 Other Funds Ltd	18,595,180	22,601,119	22,601,119	23,788,683	23,788,683	24,171,734
<b>TOTAL AVAILABLE REVENUES</b>	<b>\$18,595,180</b>	<b>\$22,601,119</b>	<b>\$22,601,119</b>	<b>\$23,788,683</b>	<b>\$23,788,683</b>	<b>\$24,171,734</b>
<b>EXPENDITURES</b>						
<b>PERSONAL SERVICES</b>						
<b>SALARIES &amp; WAGES</b>						
<b>3110 Class/Unclass Sal. and Per Diem</b>						
3400 Other Funds Ltd	4,528,178	5,419,736	5,745,684	6,187,886	6,187,886	6,240,660
<b>3160 Temporary Appointments</b>						
3400 Other Funds Ltd	-	15,505	15,505	16,156	16,156	16,156
<b>3170 Overtime Payments</b>						
3400 Other Funds Ltd	-	11,552	11,552	12,037	12,037	12,037
<b>3190 All Other Differential</b>						
3400 Other Funds Ltd	20,768	81,350	81,350	84,767	84,767	84,767
<b>SALARIES &amp; WAGES</b>						
3400 Other Funds Ltd	4,548,946	5,528,143	5,854,091	6,300,846	6,300,846	6,353,620
<b>TOTAL SALARIES &amp; WAGES</b>	<b>\$4,548,946</b>	<b>\$5,528,143</b>	<b>\$5,854,091</b>	<b>\$6,300,846</b>	<b>\$6,300,846</b>	<b>\$6,353,620</b>
<b>OTHER PAYROLL EXPENSES</b>						
<b>3210 Empl. Rel. Bd. Assessments</b>						
3400 Other Funds Ltd	1,318	1,709	1,709	1,728	1,728	1,724
<b>3220 Public Employees' Retire Cont</b>						
3400 Other Funds Ltd	781,275	944,313	944,313	1,126,217	1,126,217	1,135,674

10/12/23

Page 11 of 40

BDV103A - Budget Support - Detail Revenues & Expenditures

7:14 AM

BDV103A



# Special Reports

Treasury, Oregon State

Agency Number: 17000

Budget Support - Detail Revenues and Expenditures

Cross Reference Number: 17000-010-00-00-00000

2023-25 Biennium

State and Local Government Financial Services

Description	2019-21 Actuals	2021-23 Leg Adopted Budget	2021-23 Leg Approved Budget	2023-25 Agency Request Budget	2023-25 Governor's Budget	2023-25 Leg. Adopted Budget
<b>3221 Pension Obligation Bond</b>						
3400 Other Funds Ltd	244,994	302,244	321,136	298,461	298,461	298,461
<b>3230 Social Security Taxes</b>						
3400 Other Funds Ltd	337,434	407,276	407,276	469,839	469,839	473,876
<b>3240 Unemployment Assessments</b>						
3400 Other Funds Ltd	-	10,778	10,778	11,231	11,231	11,231
<b>3241 Paid Family Medical Leave Insurance</b>						
3400 Other Funds Ltd	-	-	-	23,884	23,884	24,095
<b>3250 Worker's Comp. Assess. (WCD)</b>						
3400 Other Funds Ltd	977	1,356	1,356	1,502	1,502	1,498
<b>3260 Mass Transit Tax</b>						
3400 Other Funds Ltd	27,431	29,363	29,363	34,003	34,003	34,003
<b>3270 Flexible Benefits</b>						
3400 Other Funds Ltd	953,209	1,127,844	1,138,491	1,293,600	1,293,600	1,290,300
<b>OTHER PAYROLL EXPENSES</b>						
3400 Other Funds Ltd	2,346,638	2,824,883	2,854,422	3,260,465	3,260,465	3,270,862
<b>TOTAL OTHER PAYROLL EXPENSES</b>	<b>\$2,346,638</b>	<b>\$2,824,883</b>	<b>\$2,854,422</b>	<b>\$3,260,465</b>	<b>\$3,260,465</b>	<b>\$3,270,862</b>
<b>P.S. BUDGET ADJUSTMENTS</b>						
<b>3455 Vacancy Savings</b>						
3400 Other Funds Ltd	-	(34,476)	(34,476)	(35,918)	(35,918)	(35,918)
<b>3465 Reconciliation Adjustment</b>						
3400 Other Funds Ltd	-	-	-	-	-	1,120
<b>P.S. BUDGET ADJUSTMENTS</b>						

10/12/23  
7:14 AM

Page 12 of 40

BDV103A - Budget Support - Detail Revenues & Expenditures  
BDV103A



# Special Reports

Treasury, Oregon State

Agency Number: 17000

Budget Support - Detail Revenues and Expenditures

Cross Reference Number: 17000-010-00-00-00000

2023-25 Biennium

State and Local Government Financial Services

Description	2019-21 Actuals	2021-23 Leg Adopted Budget	2021-23 Leg Approved Budget	2023-25 Agency Request Budget	2023-25 Governor's Budget	2023-25 Leg. Adopted Budget
3400 Other Funds Ltd	-	(34,476)	(34,476)	(35,918)	(35,918)	(34,798)
<b>TOTAL P.S. BUDGET ADJUSTMENTS</b>	-	<b>(\$34,476)</b>	<b>(\$34,476)</b>	<b>(\$35,918)</b>	<b>(\$35,918)</b>	<b>(\$34,798)</b>
<b>PERSONAL SERVICES</b>						
3400 Other Funds Ltd	6,895,584	8,318,550	8,674,037	9,525,393	9,525,393	9,589,684
<b>TOTAL PERSONAL SERVICES</b>	<b>\$6,895,584</b>	<b>\$8,318,550</b>	<b>\$8,674,037</b>	<b>\$9,525,393</b>	<b>\$9,525,393</b>	<b>\$9,589,684</b>
<b>SERVICES &amp; SUPPLIES</b>						
<b>4100 Instate Travel</b>						
3400 Other Funds Ltd	1,891	9,573	9,573	9,218	9,218	8,403
<b>4125 Out of State Travel</b>						
3400 Other Funds Ltd	9,598	34,907	34,907	29,145	29,145	26,645
<b>4150 Employee Training</b>						
3400 Other Funds Ltd	21,815	97,165	97,165	115,202	115,202	112,587
<b>4175 Office Expenses</b>						
3400 Other Funds Ltd	44,033	86,890	86,890	67,020	67,020	63,760
<b>4200 Telecommunications</b>						
3400 Other Funds Ltd	24,232	37,919	37,919	46,921	46,921	43,117
<b>4225 State Gov. Service Charges</b>						
3400 Other Funds Ltd	2,683	-	-	-	-	-
<b>4250 Data Processing</b>						
3400 Other Funds Ltd	47,553	75,898	75,898	56,000	56,000	54,948
<b>4275 Publicity and Publications</b>						
3400 Other Funds Ltd	3,832	10,800	10,800	13,007	13,007	12,412
<b>4300 Professional Services</b>						

10/12/23

Page 13 of 40

BDV103A - Budget Support - Detail Revenues & Expenditures

7:14 AM

BDV103A



# Special Reports

Treasury, Oregon State

Agency Number: 17000

Budget Support - Detail Revenues and Expenditures

Cross Reference Number: 17000-010-00-00-00000

2023-25 Biennium

State and Local Government Financial Services

Description	2019-21 Actuals	2021-23 Leg Adopted Budget	2021-23 Leg Approved Budget	2023-25 Agency Request Budget	2023-25 Governor's Budget	2023-25 Leg. Adopted Budget
3400 Other Funds Ltd	3,679,545	4,436,916	4,436,916	3,739,365	3,739,365	3,739,365
<b>4315 IT Professional Services</b>						
3400 Other Funds Ltd	156,745	288,432	288,432	313,814	313,814	313,814
<b>4325 Attorney General</b>						
3400 Other Funds Ltd	94,208	132,407	132,407	155,803	148,605	149,030
<b>4375 Employee Recruitment and Develop</b>						
3400 Other Funds Ltd	17,247	10,188	10,188	28,682	28,682	28,138
<b>4400 Dues and Subscriptions</b>						
3400 Other Funds Ltd	54,370	65,172	65,172	103,403	103,403	102,808
<b>4425 Facilities Rental and Taxes</b>						
3400 Other Funds Ltd	278,959	839,878	839,878	1,224,311	1,224,311	1,187,211
<b>4475 Facilities Maintenance</b>						
3400 Other Funds Ltd	-	83	83	-	-	-
<b>4575 Agency Program Related S and S</b>						
3400 Other Funds Ltd	3,221,311	5,120,200	5,120,200	5,444,726	5,444,726	5,444,726
<b>4650 Other Services and Supplies</b>						
3400 Other Funds Ltd	14,934	98,082	98,082	20,085	20,085	19,500
<b>4700 Expendable Prop 250 - 5000</b>						
3400 Other Funds Ltd	1,297	26,465	26,465	27,271	27,271	22,898
<b>4715 IT Expendable Property</b>						
3400 Other Funds Ltd	1,812	19,960	19,960	24,568	24,568	20,408
<b>SERVICES &amp; SUPPLIES</b>						
3400 Other Funds Ltd	7,676,065	11,390,935	11,390,935	11,418,541	11,411,343	11,349,770

10/12/23

7:14 AM

Page 14 of 40

BDV103A - Budget Support - Detail Revenues & Expenditures

BDV103A



# Special Reports

Treasury, Oregon State

Agency Number: 17000

Budget Support - Detail Revenues and Expenditures

Cross Reference Number: 17000-010-00-00-00000

2023-25 Biennium

State and Local Government Financial Services

Description	2019-21 Actuals	2021-23 Leg Adopted Budget	2021-23 Leg Approved Budget	2023-25 Agency Request Budget	2023-25 Governor's Budget	2023-25 Leg. Adopted Budget
<b>TOTAL SERVICES &amp; SUPPLIES</b>	<b>\$7,676,065</b>	<b>\$11,390,935</b>	<b>\$11,390,935</b>	<b>\$11,418,541</b>	<b>\$11,411,343</b>	<b>\$11,349,770</b>
<b>EXPENDITURES</b>						
3400 Other Funds Ltd	14,571,649	19,709,485	20,064,972	20,943,934	20,936,736	20,939,454
<b>TOTAL EXPENDITURES</b>	<b>\$14,571,649</b>	<b>\$19,709,485</b>	<b>\$20,064,972</b>	<b>\$20,943,934</b>	<b>\$20,936,736</b>	<b>\$20,939,454</b>
<b>ENDING BALANCE</b>						
3400 Other Funds Ltd	4,023,531	2,891,634	2,536,147	2,844,749	2,851,947	3,232,280
<b>TOTAL ENDING BALANCE</b>	<b>\$4,023,531</b>	<b>\$2,891,634</b>	<b>\$2,536,147</b>	<b>\$2,844,749</b>	<b>\$2,851,947</b>	<b>\$3,232,280</b>
<b>AUTHORIZED POSITIONS</b>						
8150 Class/Unclass Positions	25	30	30	33	33	33
<b>TOTAL AUTHORIZED POSITIONS</b>	<b>25</b>	<b>30</b>	<b>30</b>	<b>33</b>	<b>33</b>	<b>33</b>
<b>AUTHORIZED FTE</b>						
8250 Class/Unclass FTE Positions	25.00	29.51	29.51	32.68	32.68	32.60
8280 FTE Reconciliation	-	-	-	-	-	(0.04)
<b>TOTAL AUTHORIZED FTE</b>	<b>25.00</b>	<b>29.51</b>	<b>29.51</b>	<b>32.68</b>	<b>32.68</b>	<b>32.56</b>

10/12/23  
7:14 AM

Page 15 of 40

BDV103A - Budget Support - Detail Revenues & Expenditures  
BDV103A



# Special Reports

Treasury, Oregon State

Agency Number: 17000

Budget Support - Detail Revenues and Expenditures

Cross Reference Number: 17000-020-00-00-00000

2023-25 Biennium

Public Savings Services

Description	2019-21 Actuals	2021-23 Leg Adopted Budget	2021-23 Leg Approved Budget	2023-25 Agency Request Budget	2023-25 Governor's Budget	2023-25 Leg. Adopted Budget
<b>BEGINNING BALANCE</b>						
0025 Beginning Balance						
3400 Other Funds Ltd	4,182,813	1,209,114	1,209,114	1,209,114	1,209,114	1,209,114
0030 Beginning Balance Adjustment						
3400 Other Funds Ltd	139,259	4,700,282	4,700,282	4,700,282	4,700,282	4,700,282
<b>BEGINNING BALANCE</b>						
3400 Other Funds Ltd	4,322,072	5,909,396	5,909,396	5,909,396	5,909,396	5,909,396
<b>TOTAL BEGINNING BALANCE</b>	<b>\$4,322,072</b>	<b>\$5,909,396</b>	<b>\$5,909,396</b>	<b>\$5,909,396</b>	<b>\$5,909,396</b>	<b>\$5,909,396</b>
<b>REVENUE CATEGORIES</b>						
<b>CHARGES FOR SERVICES</b>						
0410 Charges for Services						
3400 Other Funds Ltd	9,172,947	13,565,591	13,565,591	12,970,538	12,970,538	12,796,340
<b>INTEREST EARNINGS</b>						
0605 Interest Income						
3400 Other Funds Ltd	149,861	-	-	-	-	-
<b>OTHER</b>						
0975 Other Revenues						
3400 Other Funds Ltd	259,316	-	-	-	-	-
<b>TRANSFERS IN</b>						
1010 Transfer In - Intrafund						
3400 Other Funds Ltd	173,325	-	-	-	-	-
1257 Tsfr From Police, Dept of State						
3400 Other Funds Ltd	9,159	-	-	-	-	-

10/12/23

Page 16 of 40

BDV103A - Budget Support - Detail Revenues & Expenditures

7:14 AM

BDV103A



# Special Reports

Treasury, Oregon State

Agency Number: 17000

Budget Support - Detail Revenues and Expenditures

Cross Reference Number: 17000-020-00-00-00000

2023-25 Biennium

Public Savings Services

Description	2019-21 Actuals	2021-23 Leg Adopted Budget	2021-23 Leg Approved Budget	2023-25 Agency Request Budget	2023-25 Governor's Budget	2023-25 Leg. Adopted Budget
<b>TRANSFERS IN</b>						
3400 Other Funds Ltd	182,484	-	-	-	-	-
<b>TOTAL TRANSFERS IN</b>	<b>\$182,484</b>	-	-	-	-	-
<b>REVENUE CATEGORIES</b>						
3400 Other Funds Ltd	9,764,608	13,565,591	13,565,591	12,970,538	12,970,538	12,796,340
<b>TOTAL REVENUE CATEGORIES</b>	<b>\$9,764,608</b>	<b>\$13,565,591</b>	<b>\$13,565,591</b>	<b>\$12,970,538</b>	<b>\$12,970,538</b>	<b>\$12,796,340</b>
<b>TRANSFERS OUT</b>						
<b>2010 Transfer Out - Intrafund</b>						
3400 Other Funds Ltd	(1,611,493)	(1,663,401)	(1,663,401)	(1,946,633)	(1,946,633)	(1,734,757)
<b>2525 Tsfr To HECC</b>						
3400 Other Funds Ltd	(242,323)	-	-	-	-	-
<b>TRANSFERS OUT</b>						
3400 Other Funds Ltd	(1,853,816)	(1,663,401)	(1,663,401)	(1,946,633)	(1,946,633)	(1,734,757)
<b>TOTAL TRANSFERS OUT</b>	<b>(\$1,853,816)</b>	<b>(\$1,663,401)</b>	<b>(\$1,663,401)</b>	<b>(\$1,946,633)</b>	<b>(\$1,946,633)</b>	<b>(\$1,734,757)</b>
<b>AVAILABLE REVENUES</b>						
3400 Other Funds Ltd	12,232,864	17,811,586	17,811,586	16,933,301	16,933,301	16,970,979
<b>TOTAL AVAILABLE REVENUES</b>	<b>\$12,232,864</b>	<b>\$17,811,586</b>	<b>\$17,811,586</b>	<b>\$16,933,301</b>	<b>\$16,933,301</b>	<b>\$16,970,979</b>
<b>EXPENDITURES</b>						
<b>PERSONAL SERVICES</b>						
<b>SALARIES &amp; WAGES</b>						
<b>3110 Class/Unclass Sal. and Per Diem</b>						
3400 Other Funds Ltd	1,641,207	1,896,719	2,007,938	2,122,730	2,122,730	2,122,730
<b>3190 All Other Differential</b>						

10/12/23

Page 17 of 40

BDV103A - Budget Support - Detail Revenues & Expenditures

7:14 AM

BDV103A



# Special Reports

Treasury, Oregon State

Agency Number: 17000

Budget Support - Detail Revenues and Expenditures

Cross Reference Number: 17000-020-00-00-00000

2023-25 Biennium

Public Savings Services

Description	2019-21 Actuals	2021-23 Leg Adopted Budget	2021-23 Leg Approved Budget	2023-25 Agency Request Budget	2023-25 Governor's Budget	2023-25 Leg. Adopted Budget
3400 Other Funds Ltd	3,740	-	-	-	-	-
<b>SALARIES &amp; WAGES</b>						
3400 Other Funds Ltd	1,644,947	1,896,719	2,007,938	2,122,730	2,122,730	2,122,730
<b>TOTAL SALARIES &amp; WAGES</b>	<b>\$1,644,947</b>	<b>\$1,896,719</b>	<b>\$2,007,938</b>	<b>\$2,122,730</b>	<b>\$2,122,730</b>	<b>\$2,122,730</b>
<b>OTHER PAYROLL EXPENSES</b>						
<b>3210 Empl. Rel. Bd. Assessments</b>						
3400 Other Funds Ltd	436	547	547	477	477	477
<b>3220 Public Employees' Retire Cont</b>						
3400 Other Funds Ltd	277,679	324,908	324,908	380,392	380,392	380,392
<b>3221 Pension Obligation Bond</b>						
3400 Other Funds Ltd	93,284	119,793	114,771	112,191	112,191	112,191
<b>3230 Social Security Taxes</b>						
3400 Other Funds Ltd	118,267	145,098	145,098	156,625	156,625	156,625
<b>3241 Paid Family Medical Leave Insurance</b>						
3400 Other Funds Ltd	-	-	-	7,998	7,998	7,998
<b>3250 Worker's Comp. Assess. (WCD)</b>						
3400 Other Funds Ltd	319	438	438	411	411	411
<b>3260 Mass Transit Tax</b>						
3400 Other Funds Ltd	9,886	11,380	11,380	12,736	12,736	12,736
<b>3270 Flexible Benefits</b>						
3400 Other Funds Ltd	260,705	363,204	366,452	356,400	356,400	356,400
<b>OTHER PAYROLL EXPENSES</b>						
3400 Other Funds Ltd	760,576	965,368	963,594	1,027,230	1,027,230	1,027,230

10/12/23  
7:14 AM

Page 18 of 40

BDV103A - Budget Support - Detail Revenues & Expenditures  
BDV103A





# Special Reports

Treasury, Oregon State

Agency Number: 17000

Budget Support - Detail Revenues and Expenditures

Cross Reference Number: 17000-020-00-00-00000

2023-25 Biennium

Public Savings Services

Description	2019-21 Actuals	2021-23 Leg Adopted Budget	2021-23 Leg Approved Budget	2023-25 Agency Request Budget	2023-25 Governor's Budget	2023-25 Leg. Adopted Budget
<b>TOTAL OTHER PAYROLL EXPENSES</b>	<b>\$760,576</b>	<b>\$965,368</b>	<b>\$963,594</b>	<b>\$1,027,230</b>	<b>\$1,027,230</b>	<b>\$1,027,230</b>
<b>P.S. BUDGET ADJUSTMENTS</b>						
<b>3455 Vacancy Savings</b>						
3400 Other Funds Ltd	-	(13,665)	(13,665)	(13,018)	(13,018)	(13,018)
<b>PERSONAL SERVICES</b>						
3400 Other Funds Ltd	2,405,523	2,848,422	2,957,867	3,136,942	3,136,942	3,136,942
<b>TOTAL PERSONAL SERVICES</b>	<b>\$2,405,523</b>	<b>\$2,848,422</b>	<b>\$2,957,867</b>	<b>\$3,136,942</b>	<b>\$3,136,942</b>	<b>\$3,136,942</b>
<b>SERVICES &amp; SUPPLIES</b>						
<b>4100 Instate Travel</b>						
3400 Other Funds Ltd	26,683	52,783	52,783	42,829	42,829	42,829
<b>4125 Out of State Travel</b>						
3400 Other Funds Ltd	16,693	64,397	64,397	48,663	48,663	48,663
<b>4150 Employee Training</b>						
3400 Other Funds Ltd	11,822	30,157	30,157	32,113	32,113	32,113
<b>4175 Office Expenses</b>						
3400 Other Funds Ltd	85,144	129,912	129,912	131,408	131,408	131,408
<b>4200 Telecommunications</b>						
3400 Other Funds Ltd	20,019	16,682	16,682	28,033	28,033	28,033
<b>4225 State Gov. Service Charges</b>						
3400 Other Funds Ltd	1,032	-	-	-	-	-
<b>4250 Data Processing</b>						
3400 Other Funds Ltd	41,262	55,481	55,481	54,805	54,805	54,805
<b>4275 Publicity and Publications</b>						

10/12/23

Page 19 of 40

BDV103A - Budget Support - Detail Revenues & Expenditures

7:14 AM

BDV103A



# Special Reports

Treasury, Oregon State

Agency Number: 17000

Budget Support - Detail Revenues and Expenditures

Cross Reference Number: 17000-020-00-00-00000

2023-25 Biennium

Public Savings Services

Description	2019-21 Actuals	2021-23 Leg Adopted Budget	2021-23 Leg Approved Budget	2023-25 Agency Request Budget	2023-25 Governor's Budget	2023-25 Leg. Adopted Budget
3400 Other Funds Ltd	213,050	139,433	139,433	243,672	243,672	243,672
<b>4300 Professional Services</b>						
3400 Other Funds Ltd	2,680,717	8,189,730	8,189,730	6,714,960	6,714,960	6,714,960
<b>4325 Attorney General</b>						
3400 Other Funds Ltd	3,585	702,198	702,198	826,277	788,103	808,723
<b>4375 Employee Recruitment and Develop</b>						
3400 Other Funds Ltd	2,147	3,154	3,154	2,864	2,864	2,864
<b>4400 Dues and Subscriptions</b>						
3400 Other Funds Ltd	44,759	52,260	52,260	38,810	38,810	38,810
<b>4425 Facilities Rental and Taxes</b>						
3400 Other Funds Ltd	127,753	332,480	332,480	333,904	333,904	333,904
<b>4475 Facilities Maintenance</b>						
3400 Other Funds Ltd	120	5,378	5,378	-	-	-
<b>4575 Agency Program Related S and S</b>						
3400 Other Funds Ltd	373,120	160,180	160,180	125,537	125,537	125,537
<b>4650 Other Services and Supplies</b>						
3400 Other Funds Ltd	252,461	7,664	7,664	10,331	10,331	10,331
<b>4700 Expendable Prop 250 - 5000</b>						
3400 Other Funds Ltd	4,963	13,508	13,508	1,723	1,723	1,723
<b>4715 IT Expendable Property</b>						
3400 Other Funds Ltd	10,927	-	-	905	905	905
<b>SERVICES &amp; SUPPLIES</b>						
3400 Other Funds Ltd	3,916,257	9,955,397	9,955,397	8,636,834	8,598,660	8,619,280

10/12/23

Page 20 of 40

BDV103A - Budget Support - Detail Revenues & Expenditures

7:14 AM

BDV103A



# Special Reports

Treasury, Oregon State

Agency Number: 17000

Budget Support - Detail Revenues and Expenditures

Cross Reference Number: 17000-020-00-00-00000

2023-25 Biennium

Public Savings Services

Description	2019-21 Actuals	2021-23 Leg Adopted Budget	2021-23 Leg Approved Budget	2023-25 Agency Request Budget	2023-25 Governor's Budget	2023-25 Leg. Adopted Budget
<b>TOTAL SERVICES &amp; SUPPLIES</b>	<b>\$3,916,257</b>	<b>\$9,955,397</b>	<b>\$9,955,397</b>	<b>\$8,636,834</b>	<b>\$8,598,660</b>	<b>\$8,619,280</b>
<b>EXPENDITURES</b>						
3400 Other Funds Ltd	6,321,780	12,803,819	12,913,264	11,773,776	11,735,602	11,756,222
<b>TOTAL EXPENDITURES</b>	<b>\$6,321,780</b>	<b>\$12,803,819</b>	<b>\$12,913,264</b>	<b>\$11,773,776</b>	<b>\$11,735,602</b>	<b>\$11,756,222</b>
<b>ENDING BALANCE</b>						
3400 Other Funds Ltd	5,911,084	5,007,767	4,898,322	5,159,525	5,197,699	5,214,757
<b>TOTAL ENDING BALANCE</b>	<b>\$5,911,084</b>	<b>\$5,007,767</b>	<b>\$4,898,322</b>	<b>\$5,159,525</b>	<b>\$5,197,699</b>	<b>\$5,214,757</b>
<b>AUTHORIZED POSITIONS</b>						
8150 Class/Unclass Positions	9	9	9	9	9	9
<b>TOTAL AUTHORIZED POSITIONS</b>	<b>9</b>	<b>9</b>	<b>9</b>	<b>9</b>	<b>9</b>	<b>9</b>
<b>AUTHORIZED FTE</b>						
8250 Class/Unclass FTE Positions	9.00	9.00	9.00	9.00	9.00	9.00
<b>TOTAL AUTHORIZED FTE</b>	<b>9.00</b>	<b>9.00</b>	<b>9.00</b>	<b>9.00</b>	<b>9.00</b>	<b>9.00</b>

10/12/23  
7:14 AM

Page 21 of 40

BDV103A - Budget Support - Detail Revenues & Expenditures  
BDV103A



# Special Reports

Treasury, Oregon State

Agency Number: 17000

Budget Support - Detail Revenues and Expenditures

Cross Reference Number: 17000-030-00-00-00000

2023-25 Biennium

Investment Services

Description	2019-21 Actuals	2021-23 Leg Adopted Budget	2021-23 Leg Approved Budget	2023-25 Agency Request Budget	2023-25 Governor's Budget	2023-25 Leg. Adopted Budget
<b>BEGINNING BALANCE</b>						
0025 Beginning Balance						
3400 Other Funds Ltd	16,244,360	10,099,489	10,099,489	10,099,489	10,099,489	10,099,489
0030 Beginning Balance Adjustment						
3400 Other Funds Ltd	1,226,608	9,983,909	9,983,909	9,983,909	9,983,909	9,983,909
<b>BEGINNING BALANCE</b>						
3400 Other Funds Ltd	17,470,968	20,083,398	20,083,398	20,083,398	20,083,398	20,083,398
<b>TOTAL BEGINNING BALANCE</b>	<b>\$17,470,968</b>	<b>\$20,083,398</b>	<b>\$20,083,398</b>	<b>\$20,083,398</b>	<b>\$20,083,398</b>	<b>\$20,083,398</b>
<b>REVENUE CATEGORIES</b>						
<b>CHARGES FOR SERVICES</b>						
0410 Charges for Services						
3400 Other Funds Ltd	52,092,508	59,528,981	59,528,981	71,277,584	71,277,584	71,277,584
<b>OTHER</b>						
0975 Other Revenues						
3400 Other Funds Ltd	52,265	-	-	-	-	-
<b>TRANSFERS IN</b>						
1010 Transfer In - Intrafund						
3400 Other Funds Ltd	3,551,317	-	-	-	-	-
<b>REVENUE CATEGORIES</b>						
3400 Other Funds Ltd	55,696,090	59,528,981	59,528,981	71,277,584	71,277,584	71,277,584
<b>TOTAL REVENUE CATEGORIES</b>	<b>\$55,696,090</b>	<b>\$59,528,981</b>	<b>\$59,528,981</b>	<b>\$71,277,584</b>	<b>\$71,277,584</b>	<b>\$71,277,584</b>
<b>TRANSFERS OUT</b>						
2010 Transfer Out - Intrafund						

10/12/23

Page 22 of 40

BDV103A - Budget Support - Detail Revenues & Expenditures

7:14 AM

BDV103A



# Special Reports

Treasury, Oregon State

Agency Number: 17000

Budget Support - Detail Revenues and Expenditures

Cross Reference Number: 17000-030-00-00-00000

2023-25 Biennium

Investment Services

Description	2019-21 Actuals	2021-23 Leg Adopted Budget	2021-23 Leg Approved Budget	2023-25 Agency Request Budget	2023-25 Governor's Budget	2023-25 Leg. Adopted Budget
3400 Other Funds Ltd	(20,826,458)	(15,887,299)	(15,887,299)	(17,619,509)	(17,619,509)	(15,628,218)
<b>AVAILABLE REVENUES</b>						
3400 Other Funds Ltd	52,340,600	63,725,080	63,725,080	73,741,473	73,741,473	75,732,764
<b>TOTAL AVAILABLE REVENUES</b>	<b>\$52,340,600</b>	<b>\$63,725,080</b>	<b>\$63,725,080</b>	<b>\$73,741,473</b>	<b>\$73,741,473</b>	<b>\$75,732,764</b>
<b>EXPENDITURES</b>						
<b>PERSONAL SERVICES</b>						
<b>SALARIES &amp; WAGES</b>						
<b>3110 Class/Unclass Sal. and Per Diem</b>						
3400 Other Funds Ltd	18,964,072	22,078,173	23,587,938	26,188,170	26,188,170	25,835,334
<b>3160 Temporary Appointments</b>						
3400 Other Funds Ltd	28,802	36,230	36,230	37,752	37,752	37,752
<b>3170 Overtime Payments</b>						
3400 Other Funds Ltd	2,434	2,842	2,842	2,961	2,961	2,961
<b>3190 All Other Differential</b>						
3400 Other Funds Ltd	2,019,400	3,748,674	3,748,674	3,906,118	3,906,118	3,906,118
<b>SALARIES &amp; WAGES</b>						
3400 Other Funds Ltd	21,014,708	25,865,919	27,375,684	30,135,001	30,135,001	29,782,165
<b>TOTAL SALARIES &amp; WAGES</b>	<b>\$21,014,708</b>	<b>\$25,865,919</b>	<b>\$27,375,684</b>	<b>\$30,135,001</b>	<b>\$30,135,001</b>	<b>\$29,782,165</b>
<b>OTHER PAYROLL EXPENSES</b>						
<b>3210 Empl. Rel. Bd. Assessments</b>						
3400 Other Funds Ltd	3,150	3,979	3,979	3,897	3,897	3,801
<b>3220 Public Employees' Retire Cont</b>						
3400 Other Funds Ltd	2,470,963	4,424,134	4,424,134	5,392,915	5,392,915	5,329,686

10/12/23

Page 23 of 40

BDV103A - Budget Support - Detail Revenues & Expenditures

7:14 AM

BDV103A



# Special Reports

Treasury, Oregon State

Agency Number: 17000

Budget Support - Detail Revenues and Expenditures

Cross Reference Number: 17000-030-00-00-00000

2023-25 Biennium

Investment Services

Description	2019-21 Actuals	2021-23 Leg Adopted Budget	2021-23 Leg Approved Budget	2023-25 Agency Request Budget	2023-25 Governor's Budget	2023-25 Leg. Adopted Budget
<b>3221 Pension Obligation Bond</b>						
3400 Other Funds Ltd	906,075	1,352,945	1,325,055	1,524,171	1,524,171	1,524,171
<b>3230 Social Security Taxes</b>						
3400 Other Funds Ltd	1,142,638	1,547,647	1,547,647	1,786,602	1,786,602	1,759,610
<b>3240 Unemployment Assessments</b>						
3400 Other Funds Ltd	-	7,185	7,185	7,487	7,487	7,487
<b>3241 Paid Family Medical Leave Insurance</b>						
3400 Other Funds Ltd	-	-	-	82,919	82,919	81,508
<b>3250 Worker's Comp. Assess. (WCD)</b>						
3400 Other Funds Ltd	2,418	3,156	3,156	3,384	3,384	3,300
<b>3260 Mass Transit Tax</b>						
3400 Other Funds Ltd	126,267	151,256	151,256	174,202	174,202	174,202
<b>3270 Flexible Benefits</b>						
3400 Other Funds Ltd	1,994,483	2,623,671	2,648,440	2,913,900	2,913,900	2,841,300
<b>OTHER PAYROLL EXPENSES</b>						
3400 Other Funds Ltd	6,645,994	10,113,973	10,110,852	11,889,477	11,889,477	11,725,065
<b>TOTAL OTHER PAYROLL EXPENSES</b>	<b>\$6,645,994</b>	<b>\$10,113,973</b>	<b>\$10,110,852</b>	<b>\$11,889,477</b>	<b>\$11,889,477</b>	<b>\$11,725,065</b>
<b>P.S. BUDGET ADJUSTMENTS</b>						
<b>3455 Vacancy Savings</b>						
3400 Other Funds Ltd	-	(397,410)	(397,410)	(626,446)	(626,446)	(626,446)
<b>PERSONAL SERVICES</b>						
3400 Other Funds Ltd	27,660,702	35,582,482	37,089,126	41,398,032	41,398,032	40,880,784
<b>TOTAL PERSONAL SERVICES</b>	<b>\$27,660,702</b>	<b>\$35,582,482</b>	<b>\$37,089,126</b>	<b>\$41,398,032</b>	<b>\$41,398,032</b>	<b>\$40,880,784</b>

10/12/23

7:14 AM

Page 24 of 40

BDV103A - Budget Support - Detail Revenues & Expenditures

BDV103A



# Special Reports

Treasury, Oregon State

Agency Number: 17000

Budget Support - Detail Revenues and Expenditures

Cross Reference Number: 17000-030-00-00-00000

2023-25 Biennium

Investment Services

Description	2019-21 Actuals	2021-23 Leg Adopted Budget	2021-23 Leg Approved Budget	2023-25 Agency Request Budget	2023-25 Governor's Budget	2023-25 Leg. Adopted Budget
<b>SERVICES &amp; SUPPLIES</b>						
<b>4100 Instate Travel</b>						
3400 Other Funds Ltd	4,283	18,678	18,678	15,425	15,425	13,795
<b>4125 Out of State Travel</b>						
3400 Other Funds Ltd	95,847	358,151	358,151	235,950	235,950	230,950
<b>4150 Employee Training</b>						
3400 Other Funds Ltd	88,625	315,973	315,973	381,617	381,617	371,032
<b>4175 Office Expenses</b>						
3400 Other Funds Ltd	54,214	150,484	150,484	91,663	91,663	85,143
<b>4200 Telecommunications</b>						
3400 Other Funds Ltd	128,920	210,079	210,079	169,565	169,565	161,957
<b>4225 State Gov. Service Charges</b>						
3400 Other Funds Ltd	1,055,408	1,432,367	1,432,367	1,546,520	1,546,520	1,508,022
<b>4250 Data Processing</b>						
3400 Other Funds Ltd	296,864	376,186	376,186	269,631	269,631	267,527
<b>4275 Publicity and Publications</b>						
3400 Other Funds Ltd	3,287	6,539	6,539	5,457	5,457	4,267
<b>4300 Professional Services</b>						
3400 Other Funds Ltd	86,178	1,106,605	1,106,605	1,203,986	1,203,986	1,203,986
<b>4315 IT Professional Services</b>						
3400 Other Funds Ltd	92,007	55,764	55,764	60,670	60,670	60,670
<b>4325 Attorney General</b>						
3400 Other Funds Ltd	342	297,365	297,365	349,909	333,743	328,565

10/12/23

7:14 AM

Page 25 of 40

BDV103A - Budget Support - Detail Revenues & Expenditures

BDV103A



# Special Reports

Treasury, Oregon State

Agency Number: 17000

Budget Support - Detail Revenues and Expenditures

Cross Reference Number: 17000-030-00-00-00000

2023-25 Biennium

Investment Services

Description	2019-21 Actuals	2021-23 Leg Adopted Budget	2021-23 Leg Approved Budget	2023-25 Agency Request Budget	2023-25 Governor's Budget	2023-25 Leg. Adopted Budget
<b>4375 Employee Recruitment and Develop</b>						
3400 Other Funds Ltd	38,058	39,047	39,047	41,785	41,785	79,195
<b>4400 Dues and Subscriptions</b>						
3400 Other Funds Ltd	179,347	168,940	168,940	179,476	179,476	178,286
<b>4425 Facilities Rental and Taxes</b>						
3400 Other Funds Ltd	1,330,958	1,503,373	1,503,373	2,745,427	2,745,427	2,671,227
<b>4475 Facilities Maintenance</b>						
3400 Other Funds Ltd	7,121	24,687	24,687	9,455	9,455	9,455
<b>4575 Agency Program Related S and S</b>						
3400 Other Funds Ltd	6,225	102,980	102,980	765,449	689,135	765,449
<b>4650 Other Services and Supplies</b>						
3400 Other Funds Ltd	22,363	67,031	67,031	29,415	29,415	28,245
<b>4700 Expendable Prop 250 - 5000</b>						
3400 Other Funds Ltd	7,206	40,714	40,714	27,730	27,730	18,984
<b>4715 IT Expendable Property</b>						
3400 Other Funds Ltd	814	11,976	11,976	33,720	33,720	25,400
<b>SERVICES &amp; SUPPLIES</b>						
3400 Other Funds Ltd	3,498,067	6,286,939	6,286,939	8,162,850	8,070,370	8,012,155
<b>TOTAL SERVICES &amp; SUPPLIES</b>	<b>\$3,498,067</b>	<b>\$6,286,939</b>	<b>\$6,286,939</b>	<b>\$8,162,850</b>	<b>\$8,070,370</b>	<b>\$8,012,155</b>
<b>CAPITAL OUTLAY</b>						
<b>5200 Technical Equipment</b>						
3400 Other Funds Ltd	-	159,864	159,864	-	-	-

## EXPENDITURES

10/12/23

Page 26 of 40

BDV103A - Budget Support - Detail Revenues & Expenditures

7:14 AM

BDV103A





# Special Reports

Treasury, Oregon State

Agency Number: 17000

Budget Support - Detail Revenues and Expenditures

Cross Reference Number: 17000-030-00-00-00000

2023-25 Biennium

Investment Services

Description	2019-21 Actuals	2021-23 Leg Adopted Budget	2021-23 Leg Approved Budget	2023-25 Agency Request Budget	2023-25 Governor's Budget	2023-25 Leg. Adopted Budget
3400 Other Funds Ltd	31,158,769	42,029,285	43,535,929	49,560,882	49,468,402	48,892,939
<b>TOTAL EXPENDITURES</b>	<b>\$31,158,769</b>	<b>\$42,029,285</b>	<b>\$43,535,929</b>	<b>\$49,560,882</b>	<b>\$49,468,402</b>	<b>\$48,892,939</b>
<b>ENDING BALANCE</b>						
3400 Other Funds Ltd	21,181,831	21,695,795	20,189,151	24,180,591	24,273,071	26,839,825
<b>TOTAL ENDING BALANCE</b>	<b>\$21,181,831</b>	<b>\$21,695,795</b>	<b>\$20,189,151</b>	<b>\$24,180,591</b>	<b>\$24,273,071</b>	<b>\$26,839,825</b>
<b>AUTHORIZED POSITIONS</b>						
8150 Class/Unclass Positions	66	69	69	74	74	72
<b>TOTAL AUTHORIZED POSITIONS</b>	<b>66</b>	<b>69</b>	<b>69</b>	<b>74</b>	<b>74</b>	<b>72</b>
<b>AUTHORIZED FTE</b>						
8250 Class/Unclass FTE Positions	65.55	68.63	68.63	73.60	73.60	71.76
<b>TOTAL AUTHORIZED FTE</b>	<b>65.55</b>	<b>68.63</b>	<b>68.63</b>	<b>73.60</b>	<b>73.60</b>	<b>71.76</b>



# Special Reports

Treasury, Oregon State

Agency Number: 17000

Budget Support - Detail Revenues and Expenditures

Cross Reference Number: 17000-040-00-00-00000

2023-25 Biennium

Trust Property Services

Description	2019-21 Actuals	2021-23 Leg Adopted Budget	2021-23 Leg Approved Budget	2023-25 Agency Request Budget	2023-25 Governor's Budget	2023-25 Leg. Adopted Budget
<b>REVENUE CATEGORIES</b>						
<b>CHARGES FOR SERVICES</b>						
<b>0410 Charges for Services</b>						
3200 Other Funds Non-Ltd	-	2,900,000	2,900,000	3,196,298	3,196,298	3,196,298
3400 Other Funds Ltd	-	10,773,917	10,773,917	13,482,473	13,482,473	15,640,297
All Funds	-	13,673,917	13,673,917	16,678,771	16,678,771	18,836,595
<b>TRANSFERS OUT</b>						
<b>2010 Transfer Out - Intrafund</b>						
3400 Other Funds Ltd	-	(2,007,812)	(2,007,812)	(2,398,608)	(2,398,608)	(5,266,043)
<b>AVAILABLE REVENUES</b>						
3200 Other Funds Non-Ltd	-	2,900,000	2,900,000	3,196,298	3,196,298	3,196,298
3400 Other Funds Ltd	-	8,766,105	8,766,105	11,083,865	11,083,865	10,374,254
<b>TOTAL AVAILABLE REVENUES</b>	-	<b>\$11,666,105</b>	<b>\$11,666,105</b>	<b>\$14,280,163</b>	<b>\$14,280,163</b>	<b>\$13,570,552</b>
<b>EXPENDITURES</b>						
<b>PERSONAL SERVICES</b>						
<b>SALARIES &amp; WAGES</b>						
<b>3110 Class/Unclass Sal. and Per Diem</b>						
3400 Other Funds Ltd	-	2,284,404	2,358,581	3,422,987	3,422,987	3,067,709
<b>3170 Overtime Payments</b>						
3400 Other Funds Ltd	-	24	24	25	25	25
<b>3190 All Other Differential</b>						
3400 Other Funds Ltd	-	5,012	5,012	5,223	5,223	5,223
<b>SALARIES &amp; WAGES</b>						

10/12/23

Page 28 of 40

BDV103A - Budget Support - Detail Revenues & Expenditures

7:14 AM

BDV103A



# Special Reports

Treasury, Oregon State

Agency Number: 17000

Budget Support - Detail Revenues and Expenditures

Cross Reference Number: 17000-040-00-00-00000

2023-25 Biennium

Trust Property Services

Description	2019-21 Actuals	2021-23 Leg Adopted Budget	2021-23 Leg Approved Budget	2023-25 Agency Request Budget	2023-25 Governor's Budget	2023-25 Leg. Adopted Budget
3400 Other Funds Ltd	-	2,289,440	2,363,617	3,428,235	3,428,235	3,072,957
<b>TOTAL SALARIES &amp; WAGES</b>	-	<b>\$2,289,440</b>	<b>\$2,363,617</b>	<b>\$3,428,235</b>	<b>\$3,428,235</b>	<b>\$3,072,957</b>
<b>OTHER PAYROLL EXPENSES</b>						
<b>3210 Empl. Rel. Bd. Assessments</b>						
3400 Other Funds Ltd	-	1,027	1,027	1,247	1,247	1,103
<b>3220 Public Employees' Retire Cont</b>						
3400 Other Funds Ltd	-	392,183	392,183	614,343	614,343	550,676
<b>3221 Pension Obligation Bond</b>						
3400 Other Funds Ltd	-	-	134,671	138,228	138,228	138,228
<b>3230 Social Security Taxes</b>						
3400 Other Funds Ltd	-	175,145	175,145	262,258	262,258	235,080
<b>3241 Paid Family Medical Leave Insurance</b>						
3400 Other Funds Ltd	-	-	-	13,711	13,711	12,290
<b>3250 Worker's Comp. Assess. (WCD)</b>						
3400 Other Funds Ltd	-	815	815	1,085	1,085	959
<b>3260 Mass Transit Tax</b>						
3400 Other Funds Ltd	-	-	-	15,693	15,693	15,693
<b>3270 Flexible Benefits</b>						
3400 Other Funds Ltd	-	678,618	685,025	935,550	935,550	826,650
<b>OTHER PAYROLL EXPENSES</b>						
3400 Other Funds Ltd	-	1,247,788	1,388,866	1,982,115	1,982,115	1,780,679
<b>TOTAL OTHER PAYROLL EXPENSES</b>	-	<b>\$1,247,788</b>	<b>\$1,388,866</b>	<b>\$1,982,115</b>	<b>\$1,982,115</b>	<b>\$1,780,679</b>
<b>P.S. BUDGET ADJUSTMENTS</b>						

10/12/23  
7:14 AM

Page 29 of 40

BDV103A - Budget Support - Detail Revenues & Expenditures  
BDV103A



# Special Reports

Treasury, Oregon State

Agency Number: 17000

Budget Support - Detail Revenues and Expenditures

Cross Reference Number: 17000-040-00-00-00000

2023-25 Biennium

Trust Property Services

Description	2019-21 Actuals	2021-23 Leg Adopted Budget	2021-23 Leg Approved Budget	2023-25 Agency Request Budget	2023-25 Governor's Budget	2023-25 Leg. Adopted Budget
<b>3455 Vacancy Savings</b>						
3400 Other Funds Ltd	-	-	-	(17,424)	(17,424)	(17,424)
<b>3465 Reconciliation Adjustment</b>						
3400 Other Funds Ltd	-	500	500	-	-	-
<b>P.S. BUDGET ADJUSTMENTS</b>						
3400 Other Funds Ltd	-	500	500	(17,424)	(17,424)	(17,424)
<b>TOTAL P.S. BUDGET ADJUSTMENTS</b>	-	<b>\$500</b>	<b>\$500</b>	<b>(\$17,424)</b>	<b>(\$17,424)</b>	<b>(\$17,424)</b>
<b>PERSONAL SERVICES</b>						
3400 Other Funds Ltd	-	3,537,728	3,752,983	5,392,926	5,392,926	4,836,212
<b>TOTAL PERSONAL SERVICES</b>	-	<b>\$3,537,728</b>	<b>\$3,752,983</b>	<b>\$5,392,926</b>	<b>\$5,392,926</b>	<b>\$4,836,212</b>
<b>SERVICES &amp; SUPPLIES</b>						
<b>4100 Instate Travel</b>						
3400 Other Funds Ltd	-	42,169	42,169	18,732	18,732	16,287
<b>4125 Out of State Travel</b>						
3400 Other Funds Ltd	-	9,596	9,596	12,500	12,500	5,000
<b>4150 Employee Training</b>						
3400 Other Funds Ltd	-	68,402	68,402	60,150	60,150	49,492
<b>4175 Office Expenses</b>						
3400 Other Funds Ltd	-	71,634	71,634	64,007	64,007	54,227
<b>4200 Telecommunications</b>						
3400 Other Funds Ltd	-	42,829	42,829	32,950	32,950	21,538
<b>4250 Data Processing</b>						
3400 Other Funds Ltd	-	4,142	4,142	11,400	11,400	8,244

10/12/23

Page 30 of 40

BDV103A - Budget Support - Detail Revenues & Expenditures

7:14 AM

BDV103A



# Special Reports

Treasury, Oregon State

Agency Number: 17000

Budget Support - Detail Revenues and Expenditures

Cross Reference Number: 17000-040-00-00-00000

2023-25 Biennium

Trust Property Services

Description	2019-21 Actuals	2021-23 Leg Adopted Budget	2021-23 Leg Approved Budget	2023-25 Agency Request Budget	2023-25 Governor's Budget	2023-25 Leg. Adopted Budget
<b>4275 Publicity and Publications</b>						
3400 Other Funds Ltd	-	37,428	37,428	16,764	16,764	14,979
<b>4300 Professional Services</b>						
3200 Other Funds Non-Ltd	-	966,872	966,872	966,872	966,872	966,872
3400 Other Funds Ltd	-	2,559,912	2,559,912	2,785,184	2,785,184	2,785,184
All Funds	-	3,526,784	3,526,784	3,752,056	3,752,056	3,752,056
<b>4315 IT Professional Services</b>						
3400 Other Funds Ltd	-	682,417	682,417	742,470	742,470	742,470
<b>4325 Attorney General</b>						
3400 Other Funds Ltd	-	244,559	244,559	287,773	274,478	237,370
<b>4375 Employee Recruitment and Develop</b>						
3400 Other Funds Ltd	-	2,906	2,906	10,618	10,618	8,986
<b>4400 Dues and Subscriptions</b>						
3400 Other Funds Ltd	-	2,284	2,284	4,459	4,459	2,674
<b>4425 Facilities Rental and Taxes</b>						
3400 Other Funds Ltd	-	742,021	742,021	890,407	890,407	779,107
<b>4475 Facilities Maintenance</b>						
3400 Other Funds Ltd	-	2,190	2,190	-	-	-
<b>4575 Agency Program Related S and S</b>						
3200 Other Funds Non-Ltd	-	1,717,941	1,717,941	1,717,941	1,717,941	1,717,941
3400 Other Funds Ltd	-	-	-	7,743	7,743	7,743
All Funds	-	1,717,941	1,717,941	1,725,684	1,725,684	1,725,684
<b>4650 Other Services and Supplies</b>						

10/12/23

7:14 AM

Page 31 of 40

BDV103A - Budget Support - Detail Revenues & Expenditures

BDV103A



# Special Reports

Treasury, Oregon State

Agency Number: 17000

Budget Support - Detail Revenues and Expenditures

Cross Reference Number: 17000-040-00-00-00000

2023-25 Biennium

Trust Property Services

Description	2019-21 Actuals	2021-23 Leg Adopted Budget	2021-23 Leg Approved Budget	2023-25 Agency Request Budget	2023-25 Governor's Budget	2023-25 Leg. Adopted Budget
3200 Other Funds Non-Ltd	-	215,187	215,187	215,187	215,187	215,187
3400 Other Funds Ltd	-	13,738	13,738	148,199	148,199	146,444
All Funds	-	228,925	228,925	363,386	363,386	361,631
<b>4700 Expendable Prop 250 - 5000</b>						
3400 Other Funds Ltd	-	76,034	76,034	27,014	27,014	13,895
<b>4715 IT Expendable Property</b>						
3400 Other Funds Ltd	-	71,856	71,856	31,270	31,270	18,790
<b>SERVICES &amp; SUPPLIES</b>						
3200 Other Funds Non-Ltd	-	2,900,000	2,900,000	2,900,000	2,900,000	2,900,000
3400 Other Funds Ltd	-	4,674,117	4,674,117	5,151,640	5,138,345	4,912,430
<b>TOTAL SERVICES &amp; SUPPLIES</b>	-	<b>\$7,574,117</b>	<b>\$7,574,117</b>	<b>\$8,051,640</b>	<b>\$8,038,345</b>	<b>\$7,812,430</b>
<b>CAPITAL OUTLAY</b>						
<b>5100 Office Furniture and Fixtures</b>						
3400 Other Funds Ltd	-	7,303	7,303	-	-	-
<b>EXPENDITURES</b>						
3200 Other Funds Non-Ltd	-	2,900,000	2,900,000	2,900,000	2,900,000	2,900,000
3400 Other Funds Ltd	-	8,219,148	8,434,403	10,544,566	10,531,271	9,748,642
<b>TOTAL EXPENDITURES</b>	-	<b>\$11,119,148</b>	<b>\$11,334,403</b>	<b>\$13,444,566</b>	<b>\$13,431,271</b>	<b>\$12,648,642</b>
<b>ENDING BALANCE</b>						
3200 Other Funds Non-Ltd	-	-	-	296,298	296,298	296,298
3400 Other Funds Ltd	-	546,957	331,702	539,299	552,594	625,612
<b>TOTAL ENDING BALANCE</b>	-	<b>\$546,957</b>	<b>\$331,702</b>	<b>\$835,597</b>	<b>\$848,892</b>	<b>\$921,910</b>
<b>AUTHORIZED POSITIONS</b>						

10/12/23

Page 32 of 40

BDV103A - Budget Support - Detail Revenues & Expenditures

7:14 AM

BDV103A



# Special Reports

Treasury, Oregon State

Agency Number: 17000

Budget Support - Detail Revenues and Expenditures

Cross Reference Number: 17000-040-00-00-00000

2023-25 Biennium

Trust Property Services

Description	2019-21 Actuals	2021-23 Leg Adopted Budget	2021-23 Leg Approved Budget	2023-25 Agency Request Budget	2023-25 Governor's Budget	2023-25 Leg. Adopted Budget
8150 Class/Unclass Positions	-	19	19	24	24	21
<b>TOTAL AUTHORIZED POSITIONS</b>	-	<b>19</b>	<b>19</b>	<b>24</b>	<b>24</b>	<b>21</b>
<b>AUTHORIZED FTE</b>						
8250 Class/Unclass FTE Positions	-	17.76	17.76	23.60	23.60	20.84
<b>TOTAL AUTHORIZED FTE</b>	-	<b>17.76</b>	<b>17.76</b>	<b>23.60</b>	<b>23.60</b>	<b>20.84</b>



# Special Reports

Treasury, Oregon State

Agency Number: 17000

Budget Support - Detail Revenues and Expenditures

Cross Reference Number: 17000-070-00-00-00000

2023-25 Biennium

Administrative Services

Description	2019-21 Actuals	2021-23 Leg Adopted Budget	2021-23 Leg Approved Budget	2023-25 Agency Request Budget	2023-25 Governor's Budget	2023-25 Leg. Adopted Budget
<b>BEGINNING BALANCE</b>						
0025 Beginning Balance						
3400 Other Funds Ltd	(507,682)	-	-	-	-	-
0030 Beginning Balance Adjustment						
3400 Other Funds Ltd	1,726,583	-	-	-	-	-
<b>BEGINNING BALANCE</b>						
3400 Other Funds Ltd	1,218,901	-	-	-	-	-
<b>TOTAL BEGINNING BALANCE</b>	<b>\$1,218,901</b>	-	-	-	-	-
<b>REVENUE CATEGORIES</b>						
<b>CHARGES FOR SERVICES</b>						
0410 Charges for Services						
3400 Other Funds Ltd	11,677,445	11,885,886	12,797,440	14,183,478	14,183,478	14,183,478
<b>OTHER</b>						
0975 Other Revenues						
3400 Other Funds Ltd	21,922	-	-	-	-	-
<b>TRANSFERS IN</b>						
1010 Transfer In - Intrafund						
3400 Other Funds Ltd	20,159,015	21,184,402	21,184,402	23,937,798	23,937,798	24,474,033
<b>REVENUE CATEGORIES</b>						
3400 Other Funds Ltd	31,858,382	33,070,288	33,981,842	38,121,276	38,121,276	38,657,511
<b>TOTAL REVENUE CATEGORIES</b>	<b>\$31,858,382</b>	<b>\$33,070,288</b>	<b>\$33,981,842</b>	<b>\$38,121,276</b>	<b>\$38,121,276</b>	<b>\$38,657,511</b>
<b>TRANSFERS OUT</b>						
2010 Transfer Out - Intrafund						

10/12/23

Page 34 of 40

BDV103A - Budget Support - Detail Revenues & Expenditures

7:14 AM

BDV103A





# Special Reports

Treasury, Oregon State

Agency Number: 17000

Budget Support - Detail Revenues and Expenditures

Cross Reference Number: 17000-070-00-00-00000

2023-25 Biennium

Administrative Services

Description	2019-21 Actuals	2021-23 Leg Adopted Budget	2021-23 Leg Approved Budget	2023-25 Agency Request Budget	2023-25 Governor's Budget	2023-25 Leg. Adopted Budget
3400 Other Funds Ltd	(385)	-	-	-	-	-
<b>AVAILABLE REVENUES</b>						
3400 Other Funds Ltd	33,076,898	33,070,288	33,981,842	38,121,276	38,121,276	38,657,511
<b>TOTAL AVAILABLE REVENUES</b>	<b>\$33,076,898</b>	<b>\$33,070,288</b>	<b>\$33,981,842</b>	<b>\$38,121,276</b>	<b>\$38,121,276</b>	<b>\$38,657,511</b>
<b>EXPENDITURES</b>						
<b>PERSONAL SERVICES</b>						
<b>SALARIES &amp; WAGES</b>						
<b>3110 Class/Unclass Sal. and Per Diem</b>						
3400 Other Funds Ltd	12,823,717	14,542,490	15,395,122	16,823,575	16,823,575	16,525,251
<b>3160 Temporary Appointments</b>						
3400 Other Funds Ltd	25,187	1,461	1,461	1,522	1,522	1,522
<b>3170 Overtime Payments</b>						
3400 Other Funds Ltd	1,377	324	324	338	338	338
<b>3190 All Other Differential</b>						
3400 Other Funds Ltd	162,456	42,223	42,223	43,996	43,996	43,996
<b>SALARIES &amp; WAGES</b>						
3400 Other Funds Ltd	13,012,737	14,586,498	15,439,130	16,869,431	16,869,431	16,571,107
<b>TOTAL SALARIES &amp; WAGES</b>	<b>\$13,012,737</b>	<b>\$14,586,498</b>	<b>\$15,439,130</b>	<b>\$16,869,431</b>	<b>\$16,869,431</b>	<b>\$16,571,107</b>
<b>OTHER PAYROLL EXPENSES</b>						
<b>3210 Empl. Rel. Bd. Assessments</b>						
3400 Other Funds Ltd	3,298	4,375	4,375	4,270	4,270	4,187
<b>3220 Public Employees' Retire Cont</b>						
3400 Other Funds Ltd	2,067,542	2,498,410	2,498,410	3,022,734	3,022,734	2,969,275

10/12/23

Page 35 of 40

BDV103A - Budget Support - Detail Revenues & Expenditures

7:14 AM

BDV103A



# Special Reports

Treasury, Oregon State

Agency Number: 17000

Budget Support - Detail Revenues and Expenditures

Cross Reference Number: 17000-070-00-00-00000

2023-25 Biennium

Administrative Services

Description	2019-21 Actuals	2021-23 Leg Adopted Budget	2021-23 Leg Approved Budget	2023-25 Agency Request Budget	2023-25 Governor's Budget	2023-25 Leg. Adopted Budget
<b>3221 Pension Obligation Bond</b>						
3400 Other Funds Ltd	718,010	829,779	861,471	844,438	844,438	844,438
<b>3230 Social Security Taxes</b>						
3400 Other Funds Ltd	966,996	1,095,111	1,095,111	1,262,274	1,262,274	1,239,452
<b>3240 Unemployment Assessments</b>						
3400 Other Funds Ltd	6,388	-	-	-	-	-
<b>3241 Paid Family Medical Leave Insurance</b>						
3400 Other Funds Ltd	-	-	-	64,421	64,421	63,228
<b>3250 Worker's Comp. Assess. (WCD)</b>						
3400 Other Funds Ltd	2,700	3,471	3,471	3,714	3,714	3,641
<b>3260 Mass Transit Tax</b>						
3400 Other Funds Ltd	78,430	79,092	79,092	95,884	95,884	95,884
<b>3270 Flexible Benefits</b>						
3400 Other Funds Ltd	2,542,787	2,884,923	2,912,153	3,197,700	3,197,700	3,135,000
<b>3280 Other OPE</b>						
3400 Other Funds Ltd	8,121	-	-	-	-	-
<b>OTHER PAYROLL EXPENSES</b>						
3400 Other Funds Ltd	6,394,272	7,395,161	7,454,083	8,495,435	8,495,435	8,355,105
<b>TOTAL OTHER PAYROLL EXPENSES</b>	<b>\$6,394,272</b>	<b>\$7,395,161</b>	<b>\$7,454,083</b>	<b>\$8,495,435</b>	<b>\$8,495,435</b>	<b>\$8,355,105</b>
<b>P.S. BUDGET ADJUSTMENTS</b>						
<b>3455 Vacancy Savings</b>						
3400 Other Funds Ltd	-	(94,648)	(94,648)	(100,682)	(100,682)	(100,682)
<b>3465 Reconciliation Adjustment</b>						

10/12/23

7:14 AM

Page 36 of 40

BDV103A - Budget Support - Detail Revenues & Expenditures

BDV103A



# Special Reports

Treasury, Oregon State

Agency Number: 17000

Budget Support - Detail Revenues and Expenditures

Cross Reference Number: 17000-070-00-00-00000

2023-25 Biennium

Administrative Services

Description	2019-21 Actuals	2021-23 Leg Adopted Budget	2021-23 Leg Approved Budget	2023-25 Agency Request Budget	2023-25 Governor's Budget	2023-25 Leg. Adopted Budget
3400 Other Funds Ltd	-	-	-	-	-	264
<b>P.S. BUDGET ADJUSTMENTS</b>						
3400 Other Funds Ltd	-	(94,648)	(94,648)	(100,682)	(100,682)	(100,418)
<b>TOTAL P.S. BUDGET ADJUSTMENTS</b>	-	<b>(\$94,648)</b>	<b>(\$94,648)</b>	<b>(\$100,682)</b>	<b>(\$100,682)</b>	<b>(\$100,418)</b>
<b>PERSONAL SERVICES</b>						
3400 Other Funds Ltd	19,407,009	21,887,011	22,798,565	25,264,184	25,264,184	24,825,794
<b>TOTAL PERSONAL SERVICES</b>	<b>\$19,407,009</b>	<b>\$21,887,011</b>	<b>\$22,798,565</b>	<b>\$25,264,184</b>	<b>\$25,264,184</b>	<b>\$24,825,794</b>
<b>SERVICES &amp; SUPPLIES</b>						
<b>4100 Instate Travel</b>						
3400 Other Funds Ltd	28,420	75,641	75,641	64,224	64,224	62,594
<b>4125 Out of State Travel</b>						
3400 Other Funds Ltd	25,377	108,442	108,442	82,303	82,303	77,303
<b>4150 Employee Training</b>						
3400 Other Funds Ltd	203,640	522,701	522,701	512,646	512,646	502,706
<b>4175 Office Expenses</b>						
3400 Other Funds Ltd	126,669	176,478	176,478	142,682	142,682	136,162
<b>4200 Telecommunications</b>						
3400 Other Funds Ltd	414,934	524,374	524,374	432,830	432,830	389,339
<b>4225 State Gov. Service Charges</b>						
3400 Other Funds Ltd	1,015,404	1,143,947	1,143,947	1,663,907	1,533,562	1,593,598
<b>4250 Data Processing</b>						
3400 Other Funds Ltd	1,256,761	1,034,869	1,034,869	1,118,643	1,118,643	1,116,539
<b>4275 Publicity and Publications</b>						

10/12/23  
7:14 AM

Page 37 of 40

BDV103A - Budget Support - Detail Revenues & Expenditures  
BDV103A



# Special Reports

Treasury, Oregon State

Agency Number: 17000

Budget Support - Detail Revenues and Expenditures

Cross Reference Number: 17000-070-00-00-00000

2023-25 Biennium

Administrative Services

Description	2019-21 Actuals	2021-23 Leg Adopted Budget	2021-23 Leg Approved Budget	2023-25 Agency Request Budget	2023-25 Governor's Budget	2023-25 Leg. Adopted Budget
3400 Other Funds Ltd	7,443	27,009	27,009	17,056	17,056	15,866
<b>4300 Professional Services</b>						
3400 Other Funds Ltd	1,364,713	2,303,004	2,303,004	2,450,616	2,450,616	2,450,616
<b>4315 IT Professional Services</b>						
3400 Other Funds Ltd	294,469	863,930	863,930	939,956	939,956	939,956
<b>4325 Attorney General</b>						
3400 Other Funds Ltd	105,001	94,354	94,354	111,026	105,897	101,522
<b>4375 Employee Recruitment and Develop</b>						
3400 Other Funds Ltd	100,436	51,405	51,405	102,218	102,218	103,694
<b>4400 Dues and Subscriptions</b>						
3400 Other Funds Ltd	148,408	192,614	192,614	224,380	224,380	223,190
<b>4425 Facilities Rental and Taxes</b>						
3400 Other Funds Ltd	797,166	2,324,675	2,324,675	3,009,585	3,009,585	2,935,385
<b>4475 Facilities Maintenance</b>						
3400 Other Funds Ltd	53,590	40,486	40,486	5,266	5,266	5,266
<b>4575 Agency Program Related S and S</b>						
3400 Other Funds Ltd	2,566	18,519	18,519	222,342	222,342	222,342
<b>4650 Other Services and Supplies</b>						
3400 Other Funds Ltd	289,770	41,183	41,183	418,997	467,236	417,827
<b>4700 Expendable Prop 250 - 5000</b>						
3400 Other Funds Ltd	83,357	92,636	92,636	112,516	112,516	103,770
<b>4715 IT Expendable Property</b>						
3400 Other Funds Ltd	1,390,484	860,215	860,215	927,067	927,067	918,747

10/12/23

7:14 AM

Page 38 of 40

BDV103A - Budget Support - Detail Revenues & Expenditures

BDV103A



# Special Reports

Treasury, Oregon State

Agency Number: 17000

Budget Support - Detail Revenues and Expenditures

Cross Reference Number: 17000-070-00-00-00000

2023-25 Biennium

Administrative Services

Description	2019-21 Actuals	2021-23 Leg Adopted Budget	2021-23 Leg Approved Budget	2023-25 Agency Request Budget	2023-25 Governor's Budget	2023-25 Leg. Adopted Budget
<b>SERVICES &amp; SUPPLIES</b>						
3400 Other Funds Ltd	7,708,608	10,496,482	10,496,482	12,558,260	12,471,025	12,316,422
<b>TOTAL SERVICES &amp; SUPPLIES</b>	<b>\$7,708,608</b>	<b>\$10,496,482</b>	<b>\$10,496,482</b>	<b>\$12,558,260</b>	<b>\$12,471,025</b>	<b>\$12,316,422</b>
<b>CAPITAL OUTLAY</b>						
<b>5100 Office Furniture and Fixtures</b>						
3400 Other Funds Ltd	683,728	-	-	-	-	-
<b>5150 Telecommunications Equipment</b>						
3400 Other Funds Ltd	656,030	149,456	149,456	149,895	149,895	149,895
<b>5200 Technical Equipment</b>						
3400 Other Funds Ltd	-	402,972	402,972	-	-	-
<b>5550 Data Processing Software</b>						
3400 Other Funds Ltd	55,089	56,394	56,394	148,937	148,937	148,937
<b>5600 Data Processing Hardware</b>						
3400 Other Funds Ltd	66,434	77,973	77,973	-	-	-
<b>5900 Other Capital Outlay</b>						
3400 Other Funds Ltd	4,500,000	-	-	-	-	-
<b>CAPITAL OUTLAY</b>						
3400 Other Funds Ltd	5,961,281	686,795	686,795	298,832	298,832	298,832
<b>TOTAL CAPITAL OUTLAY</b>	<b>\$5,961,281</b>	<b>\$686,795</b>	<b>\$686,795</b>	<b>\$298,832</b>	<b>\$298,832</b>	<b>\$298,832</b>
<b>EXPENDITURES</b>						
3400 Other Funds Ltd	33,076,898	33,070,288	33,981,842	38,121,276	38,034,041	37,441,048
<b>TOTAL EXPENDITURES</b>	<b>\$33,076,898</b>	<b>\$33,070,288</b>	<b>\$33,981,842</b>	<b>\$38,121,276</b>	<b>\$38,034,041</b>	<b>\$37,441,048</b>
<b>ENDING BALANCE</b>						

10/12/23

7:14 AM

Page 39 of 40

BDV103A - Budget Support - Detail Revenues & Expenditures

BDV103A



# Special Reports

Treasury, Oregon State

Agency Number: 17000

Budget Support - Detail Revenues and Expenditures

Cross Reference Number: 17000-070-00-00-00000

2023-25 Biennium

Administrative Services

Description	2019-21 Actuals	2021-23 Leg Adopted Budget	2021-23 Leg Approved Budget	2023-25 Agency Request Budget	2023-25 Governor's Budget	2023-25 Leg. Adopted Budget
3400 Other Funds Ltd	-	-	-	-	87,235	1,216,463
<b>TOTAL ENDING BALANCE</b>	-	-	-	-	<b>\$87,235</b>	<b>\$1,216,463</b>
<b>AUTHORIZED POSITIONS</b>						
8150 Class/Unclass Positions	69	83	83	88	88	87
<b>TOTAL AUTHORIZED POSITIONS</b>	<b>69</b>	<b>83</b>	<b>83</b>	<b>88</b>	<b>88</b>	<b>87</b>
<b>AUTHORIZED FTE</b>						
8250 Class/Unclass FTE Positions	65.62	75.46	75.46	80.76	80.76	79.17
<b>TOTAL AUTHORIZED FTE</b>	<b>65.62</b>	<b>75.46</b>	<b>75.46</b>	<b>80.76</b>	<b>80.76</b>	<b>79.17</b>



# Special Reports

Treasury, Oregon State

Agency Number: 17000

Version / Column Comparison Report - Detail

Cross Reference Number:17000-010-00-00-00000

2023-25 Biennium

State and Local Government Financial Services

Description	Governor's Budget (Y-01) 2023-25 Base Budget	Leg. Adopted Budget (Z-01) 2023-25 Base Budget	Column 2 minus Column 1	% Change from Column 1 to Column 2
	Column 1	Column 2		
<b>BEGINNING BALANCE</b>				
<b>0025 Beginning Balance</b>				
3400 Other Funds Ltd	1,300,000	1,300,000	0	-
<b>0030 Beginning Balance Adjustment</b>				
3400 Other Funds Ltd	2,540,703	2,540,703	0	-
<b>TOTAL BEGINNING BALANCE</b>				
3400 Other Funds Ltd	3,840,703	3,840,703	0	-
<b>REVENUE CATEGORIES</b>				
<b>CHARGES FOR SERVICES</b>				
<b>0410 Charges for Services</b>				
3400 Other Funds Ltd	21,597,413	21,872,651	275,238	1.27%
<b>TRANSFERS OUT</b>				
<b>2010 Transfer Out - Intrafund</b>				
3400 Other Funds Ltd	(1,737,086)	(1,777,697)	(40,611)	-2.34%
<b>AVAILABLE REVENUES</b>				
3400 Other Funds Ltd	23,701,030	23,935,657	234,627	0.99%
<b>EXPENDITURES</b>				
<b>PERSONAL SERVICES</b>				
<b>SALARIES &amp; WAGES</b>				
<b>3110 Class/Unclass Sal. and Per Diem</b>				
3400 Other Funds Ltd	5,554,200	5,554,200	0	-
<b>3160 Temporary Appointments</b>				
3400 Other Funds Ltd	15,505	15,505	0	-
<b>3170 Overtime Payments</b>				

10/12/23

Page 1 of 24

ANA100A - Version / Column Comparison Report - Detail

7:15 AM

ANA100A



# Special Reports

Treasury, Oregon State

Agency Number: 17000

Version / Column Comparison Report - Detail

Cross Reference Number:17000-010-00-00-00000

2023-25 Biennium

State and Local Government Financial Services

Description	Governor's Budget (Y-01) 2023-25 Base Budget	Leg. Adopted Budget (Z-01) 2023-25 Base Budget	Column 2 minus Column 1	% Change from Column 1 to Column 2
	Column 1	Column 2		
3400 Other Funds Ltd	11,552	11,552	0	-
<b>3190 All Other Differential</b>				
3400 Other Funds Ltd	81,350	81,350	0	-
<b>TOTAL SALARIES &amp; WAGES</b>				
3400 Other Funds Ltd	5,662,607	5,662,607	0	-
<b>OTHER PAYROLL EXPENSES</b>				
<b>3210 Empl. Rel. Bd. Assessments</b>				
3400 Other Funds Ltd	1,484	1,484	0	-
<b>3220 Public Employees' Retire Cont</b>				
3400 Other Funds Ltd	1,011,962	1,011,962	0	-
<b>3221 Pension Obligation Bond</b>				
3400 Other Funds Ltd	321,136	321,136	0	-
<b>3230 Social Security Taxes</b>				
3400 Other Funds Ltd	421,013	421,013	0	-
<b>3240 Unemployment Assessments</b>				
3400 Other Funds Ltd	10,778	10,778	0	-
<b>3241 Paid Family Medical Leave Insurance</b>				
3400 Other Funds Ltd	21,334	21,334	0	-
<b>3250 Worker's Comp. Assess. (WCD)</b>				
3400 Other Funds Ltd	1,288	1,288	0	-
<b>3260 Mass Transit Tax</b>				
3400 Other Funds Ltd	29,363	29,363	0	-
<b>3270 Flexible Benefits</b>				
3400 Other Funds Ltd	1,108,800	1,108,800	0	-

10/12/23

Page 2 of 24

ANA100A - Version / Column Comparison Report - Detail

7:15 AM

ANA100A





# Special Reports

Treasury, Oregon State

Agency Number: 17000

Version / Column Comparison Report - Detail

Cross Reference Number:17000-010-00-00-00000

2023-25 Biennium

State and Local Government Financial Services

Description	Governor's Budget (Y-01) 2023-25 Base Budget	Leg. Adopted Budget (Z-01) 2023-25 Base Budget	Column 2 minus Column 1	% Change from Column 1 to Column 2
	Column 1	Column 2		
<b>TOTAL OTHER PAYROLL EXPENSES</b>				
3400 Other Funds Ltd	2,927,158	2,927,158	0	-
<b>P.S. BUDGET ADJUSTMENTS</b>				
<b>3455 Vacancy Savings</b>				
3400 Other Funds Ltd	(34,476)	(34,476)	0	-
<b>TOTAL PERSONAL SERVICES</b>				
3400 Other Funds Ltd	8,555,289	8,555,289	0	-
<b>SERVICES &amp; SUPPLIES</b>				
<b>4100 Instate Travel</b>				
3400 Other Funds Ltd	6,500	6,500	0	-
<b>4125 Out of State Travel</b>				
3400 Other Funds Ltd	20,772	20,772	0	-
<b>4150 Employee Training</b>				
3400 Other Funds Ltd	99,448	99,448	0	-
<b>4175 Office Expenses</b>				
3400 Other Funds Ltd	54,934	54,934	0	-
<b>4200 Telecommunications</b>				
3400 Other Funds Ltd	34,078	34,078	0	-
<b>4250 Data Processing</b>				
3400 Other Funds Ltd	50,715	50,715	0	-
<b>4275 Publicity and Publications</b>				
3400 Other Funds Ltd	10,769	10,769	0	-
<b>4300 Professional Services</b>				
3400 Other Funds Ltd	4,436,916	4,436,916	0	-

10/12/23

Page 3 of 24

ANA100A - Version / Column Comparison Report - Detail

7:15 AM

ANA100A



# Special Reports

Treasury, Oregon State

Agency Number: 17000

Version / Column Comparison Report - Detail

Cross Reference Number:17000-010-00-00-00000

2023-25 Biennium

State and Local Government Financial Services

Description	Governor's Budget (Y-01) 2023-25 Base Budget	Leg. Adopted Budget (Z-01) 2023-25 Base Budget	Column 2 minus Column 1	% Change from Column 1 to Column 2
	Column 1	Column 2		
<b>4315 IT Professional Services</b>				
3400 Other Funds Ltd	288,432	288,432	0	-
<b>4325 Attorney General</b>				
3400 Other Funds Ltd	132,407	132,407	0	-
<b>4375 Employee Recruitment and Develop</b>				
3400 Other Funds Ltd	25,960	25,960	0	-
<b>4400 Dues and Subscriptions</b>				
3400 Other Funds Ltd	97,522	97,522	0	-
<b>4425 Facilities Rental and Taxes</b>				
3400 Other Funds Ltd	839,878	839,878	0	-
<b>4575 Agency Program Related S and S</b>				
3400 Other Funds Ltd	5,225,265	5,225,265	0	-
<b>4650 Other Services and Supplies</b>				
3400 Other Funds Ltd	17,590	17,590	0	-
<b>4700 Expendable Prop 250 - 5000</b>				
3400 Other Funds Ltd	26,173	26,173	0	-
<b>4715 IT Expendable Property</b>				
3400 Other Funds Ltd	23,576	23,576	0	-
<b>TOTAL SERVICES &amp; SUPPLIES</b>				
3400 Other Funds Ltd	11,390,935	11,390,935	0	-
<b>TOTAL EXPENDITURES</b>				
3400 Other Funds Ltd	19,946,224	19,946,224	0	-
<b>ENDING BALANCE</b>				
3400 Other Funds Ltd	3,754,806	3,989,433	234,627	6.25%

10/12/23

Page 4 of 24

ANA100A - Version / Column Comparison Report - Detail

7:15 AM

ANA100A



# Special Reports

Treasury, Oregon State

Agency Number: 17000

Version / Column Comparison Report - Detail

Cross Reference Number:17000-010-00-00-00000

2023-25 Biennium

State and Local Government Financial Services

Description	Governor's Budget (Y-01) 2023-25 Base Budget	Leg. Adopted Budget (Z-01) 2023-25 Base Budget	Column 2 minus Column 1	% Change from Column 1 to Column 2
	Column 1	Column 2		
AUTHORIZED POSITIONS				
8150 Class/Unclass Positions	28	28	0	-
AUTHORIZED FTE				
8250 Class/Unclass FTE Positions	28.00	28.00	0	-



# Special Reports

Treasury, Oregon State

Agency Number: 17000

Version / Column Comparison Report - Detail

Cross Reference Number:17000-020-00-00-00000

2023-25 Biennium

Public Savings Services

Description	Governor's Budget (Y-01) 2023-25 Base Budget	Leg. Adopted Budget (Z-01) 2023-25 Base Budget	Column 2 minus Column 1	% Change from Column 1 to Column 2
	Column 1	Column 2		
BEGINNING BALANCE				
0025 Beginning Balance				
3400 Other Funds Ltd	1,209,114	1,209,114	0	-
0030 Beginning Balance Adjustment				
3400 Other Funds Ltd	4,700,282	4,700,282	0	-
TOTAL BEGINNING BALANCE				
3400 Other Funds Ltd	5,909,396	5,909,396	0	-
REVENUE CATEGORIES				
CHARGES FOR SERVICES				
0410 Charges for Services				
3400 Other Funds Ltd	12,970,538	12,796,340	(174,198)	-1.34%
TRANSFERS OUT				
2010 Transfer Out - Intrafund				
3400 Other Funds Ltd	(1,858,252)	(1,679,301)	178,951	9.63%
AVAILABLE REVENUES				
3400 Other Funds Ltd	17,021,682	17,026,435	4,753	0.03%
EXPENDITURES				
PERSONAL SERVICES				
SALARIES & WAGES				
3110 Class/Unclass Sal. and Per Diem				
3400 Other Funds Ltd	2,122,730	2,122,730	0	-
OTHER PAYROLL EXPENSES				
3210 Empl. Rel. Bd. Assessments				
3400 Other Funds Ltd	477	477	0	-

10/12/23

Page 6 of 24

ANA100A - Version / Column Comparison Report - Detail

7:15 AM

ANA100A



# Special Reports

Treasury, Oregon State

Agency Number: 17000

Version / Column Comparison Report - Detail

Cross Reference Number:17000-020-00-00-00000

2023-25 Biennium

Public Savings Services

Description	Governor's Budget (Y-01) 2023-25 Base Budget	Leg. Adopted Budget (Z-01) 2023-25 Base Budget	Column 2 minus Column 1	% Change from Column 1 to Column 2
	Column 1	Column 2		
<b>3220 Public Employees' Retire Cont</b>				
3400 Other Funds Ltd	380,392	380,392	0	-
<b>3221 Pension Obligation Bond</b>				
3400 Other Funds Ltd	114,771	114,771	0	-
<b>3230 Social Security Taxes</b>				
3400 Other Funds Ltd	156,625	156,625	0	-
<b>3241 Paid Family Medical Leave Insurance</b>				
3400 Other Funds Ltd	7,998	7,998	0	-
<b>3250 Worker's Comp. Assess. (WCD)</b>				
3400 Other Funds Ltd	411	411	0	-
<b>3260 Mass Transit Tax</b>				
3400 Other Funds Ltd	11,380	11,380	0	-
<b>3270 Flexible Benefits</b>				
3400 Other Funds Ltd	356,400	356,400	0	-
<b>TOTAL OTHER PAYROLL EXPENSES</b>				
3400 Other Funds Ltd	1,028,454	1,028,454	0	-
<b>P.S. BUDGET ADJUSTMENTS</b>				
<b>3455 Vacancy Savings</b>				
3400 Other Funds Ltd	(13,665)	(13,665)	0	-
<b>TOTAL PERSONAL SERVICES</b>				
3400 Other Funds Ltd	3,137,519	3,137,519	0	-
<b>SERVICES &amp; SUPPLIES</b>				
<b>4100 Instate Travel</b>				
3400 Other Funds Ltd	41,102	41,102	0	-

10/12/23

Page 7 of 24

ANA100A - Version / Column Comparison Report - Detail

7:15 AM

ANA100A



# Special Reports

Treasury, Oregon State

Agency Number: 17000

Version / Column Comparison Report - Detail

Cross Reference Number:17000-020-00-00-00000

2023-25 Biennium

Public Savings Services

Description	Governor's Budget (Y-01) 2023-25 Base Budget	Leg. Adopted Budget (Z-01) 2023-25 Base Budget	Column 2 minus Column 1	% Change from Column 1 to Column 2
	Column 1	Column 2		
<b>4125 Out of State Travel</b>				
3400 Other Funds Ltd	46,701	46,701	0	-
<b>4150 Employee Training</b>				
3400 Other Funds Ltd	30,819	30,819	0	-
<b>4175 Office Expenses</b>				
3400 Other Funds Ltd	126,111	126,111	0	-
<b>4200 Telecommunications</b>				
3400 Other Funds Ltd	26,902	26,902	0	-
<b>4250 Data Processing</b>				
3400 Other Funds Ltd	52,596	52,596	0	-
<b>4275 Publicity and Publications</b>				
3400 Other Funds Ltd	233,850	233,850	0	-
<b>4300 Professional Services</b>				
3400 Other Funds Ltd	8,189,730	8,189,730	0	-
<b>4325 Attorney General</b>				
3400 Other Funds Ltd	702,198	702,198	0	-
<b>4375 Employee Recruitment and Develop</b>				
3400 Other Funds Ltd	2,749	2,749	0	-
<b>4400 Dues and Subscriptions</b>				
3400 Other Funds Ltd	37,245	37,245	0	-
<b>4425 Facilities Rental and Taxes</b>				
3400 Other Funds Ltd	332,480	332,480	0	-
<b>4575 Agency Program Related S and S</b>				
3400 Other Funds Ltd	120,477	120,477	0	-

10/12/23

Page 8 of 24

ANA100A - Version / Column Comparison Report - Detail

7:15 AM

ANA100A



# Special Reports

Treasury, Oregon State

Agency Number: 17000

Version / Column Comparison Report - Detail

Cross Reference Number:17000-020-00-00-00000

2023-25 Biennium

Public Savings Services

Description	Governor's Budget (Y-01) 2023-25 Base Budget	Leg. Adopted Budget (Z-01) 2023-25 Base Budget	Column 2 minus Column 1	% Change from Column 1 to Column 2
	Column 1	Column 2		
<b>4650 Other Services and Supplies</b>				
3400 Other Funds Ltd	9,914	9,914	0	-
<b>4700 Expendable Prop 250 - 5000</b>				
3400 Other Funds Ltd	1,654	1,654	0	-
<b>4715 IT Expendable Property</b>				
3400 Other Funds Ltd	869	869	0	-
<b>TOTAL SERVICES &amp; SUPPLIES</b>				
3400 Other Funds Ltd	9,955,397	9,955,397	0	-
<b>TOTAL EXPENDITURES</b>				
3400 Other Funds Ltd	13,092,916	13,092,916	0	-
<b>ENDING BALANCE</b>				
3400 Other Funds Ltd	3,928,766	3,933,519	4,753	0.12%
<b>AUTHORIZED POSITIONS</b>				
8150 Class/Unclass Positions	9	9	0	-
<b>AUTHORIZED FTE</b>				
8250 Class/Unclass FTE Positions	9.00	9.00	0	-

10/12/23

Page 9 of 24

ANA100A - Version / Column Comparison Report - Detail

7:15 AM

ANA100A



# Special Reports

Treasury, Oregon State

Agency Number: 17000

Version / Column Comparison Report - Detail

Cross Reference Number:17000-030-00-00-00000

2023-25 Biennium

Investment Services

Description	Governor's Budget (Y-01) 2023-25 Base Budget	Leg. Adopted Budget (Z-01) 2023-25 Base Budget	Column 2 minus Column 1	% Change from Column 1 to Column 2
	Column 1	Column 2		
BEGINNING BALANCE				
0025 Beginning Balance				
3400 Other Funds Ltd	10,099,489	10,099,489	0	-
0030 Beginning Balance Adjustment				
3400 Other Funds Ltd	9,983,909	9,983,909	0	-
TOTAL BEGINNING BALANCE				
3400 Other Funds Ltd	20,083,398	20,083,398	0	-
REVENUE CATEGORIES				
CHARGES FOR SERVICES				
0410 Charges for Services				
3400 Other Funds Ltd	71,277,584	71,277,584	0	-
TRANSFERS OUT				
2010 Transfer Out - Intrafund				
3400 Other Funds Ltd	(16,410,651)	(14,852,053)	1,558,598	9.50%
AVAILABLE REVENUES				
3400 Other Funds Ltd	74,950,331	76,508,929	1,558,598	2.08%
EXPENDITURES				
PERSONAL SERVICES				
SALARIES & WAGES				
3110 Class/Unclass Sal. and Per Diem				
3400 Other Funds Ltd	25,086,960	25,086,960	0	-
3160 Temporary Appointments				
3400 Other Funds Ltd	36,230	36,230	0	-
3170 Overtime Payments				

10/12/23

Page 10 of 24

ANA100A - Version / Column Comparison Report - Detail

7:15 AM

ANA100A





# Special Reports

Treasury, Oregon State

Agency Number: 17000

Version / Column Comparison Report - Detail

Cross Reference Number:17000-030-00-00-00000

2023-25 Biennium

Investment Services

Description	Governor's Budget (Y-01) 2023-25 Base Budget	Leg. Adopted Budget (Z-01) 2023-25 Base Budget	Column 2 minus Column 1	% Change from Column 1 to Column 2
	Column 1	Column 2		
3400 Other Funds Ltd	2,842	2,842	0	-
<b>3190 All Other Differential</b>				
3400 Other Funds Ltd	3,748,674	3,748,674	0	-
<b>TOTAL SALARIES &amp; WAGES</b>				
3400 Other Funds Ltd	28,874,706	28,874,706	0	-
<b>OTHER PAYROLL EXPENSES</b>				
<b>3210 Empl. Rel. Bd. Assessments</b>				
3400 Other Funds Ltd	3,657	3,657	0	-
<b>3220 Public Employees' Retire Cont</b>				
3400 Other Funds Ltd	5,167,343	5,167,343	0	-
<b>3221 Pension Obligation Bond</b>				
3400 Other Funds Ltd	1,325,055	1,325,055	0	-
<b>3230 Social Security Taxes</b>				
3400 Other Funds Ltd	1,690,189	1,690,189	0	-
<b>3240 Unemployment Assessments</b>				
3400 Other Funds Ltd	7,185	7,185	0	-
<b>3241 Paid Family Medical Leave Insurance</b>				
3400 Other Funds Ltd	77,884	77,884	0	-
<b>3250 Worker's Comp. Assess. (WCD)</b>				
3400 Other Funds Ltd	3,174	3,174	0	-
<b>3260 Mass Transit Tax</b>				
3400 Other Funds Ltd	151,256	151,256	0	-
<b>3270 Flexible Benefits</b>				
3400 Other Funds Ltd	2,732,400	2,732,400	0	-

10/12/23

Page 11 of 24

ANA100A - Version / Column Comparison Report - Detail

7:15 AM

ANA100A



# Special Reports

Treasury, Oregon State

Agency Number: 17000

Version / Column Comparison Report - Detail

Cross Reference Number:17000-030-00-00-00000

2023-25 Biennium

Investment Services

Description	Governor's Budget (Y-01) 2023-25 Base Budget	Leg. Adopted Budget (Z-01) 2023-25 Base Budget	Column 2 minus Column 1	% Change from Column 1 to Column 2
	Column 1	Column 2		
<b>TOTAL OTHER PAYROLL EXPENSES</b>				
3400 Other Funds Ltd	11,158,143	11,158,143	0	-
<b>P.S. BUDGET ADJUSTMENTS</b>				
<b>3455 Vacancy Savings</b>				
3400 Other Funds Ltd	(397,410)	(397,410)	0	-
<b>TOTAL PERSONAL SERVICES</b>				
3400 Other Funds Ltd	39,635,439	39,635,439	0	-
<b>SERVICES &amp; SUPPLIES</b>				
<b>4100 Instate Travel</b>				
3400 Other Funds Ltd	10,892	10,892	0	-
<b>4125 Out of State Travel</b>				
3400 Other Funds Ltd	214,443	214,443	0	-
<b>4150 Employee Training</b>				
3400 Other Funds Ltd	334,531	334,531	0	-
<b>4175 Office Expenses</b>				
3400 Other Funds Ltd	72,325	72,325	0	-
<b>4200 Telecommunications</b>				
3400 Other Funds Ltd	144,477	144,477	0	-
<b>4225 State Gov. Service Charges</b>				
3400 Other Funds Ltd	1,432,367	1,432,367	0	-
<b>4250 Data Processing</b>				
3400 Other Funds Ltd	253,715	253,715	0	-
<b>4275 Publicity and Publications</b>				
3400 Other Funds Ltd	2,382	2,382	0	-

10/12/23

Page 12 of 24

ANA100A - Version / Column Comparison Report - Detail

7:15 AM

ANA100A



# Special Reports

Treasury, Oregon State

Agency Number: 17000

Version / Column Comparison Report - Detail

Cross Reference Number:17000-030-00-00-00000

2023-25 Biennium

Investment Services

Description	Governor's Budget (Y-01) 2023-25 Base Budget	Leg. Adopted Budget (Z-01) 2023-25 Base Budget	Column 2 minus Column 1	% Change from Column 1 to Column 2
	Column 1	Column 2		
<b>4300 Professional Services</b>				
3400 Other Funds Ltd	1,106,605	1,106,605	0	-
<b>4315 IT Professional Services</b>				
3400 Other Funds Ltd	55,764	55,764	0	-
<b>4325 Attorney General</b>				
3400 Other Funds Ltd	297,365	297,365	0	-
<b>4375 Employee Recruitment and Develop</b>				
3400 Other Funds Ltd	37,491	37,491	0	-
<b>4400 Dues and Subscriptions</b>				
3400 Other Funds Ltd	169,387	169,387	0	-
<b>4425 Facilities Rental and Taxes</b>				
3400 Other Funds Ltd	1,503,373	1,503,373	0	-
<b>4475 Facilities Maintenance</b>				
3400 Other Funds Ltd	9,074	9,074	0	-
<b>4575 Agency Program Related S and S</b>				
3400 Other Funds Ltd	574,732	574,732	0	-
<b>4650 Other Services and Supplies</b>				
3400 Other Funds Ltd	25,422	25,422	0	-
<b>4700 Expendable Prop 250 - 5000</b>				
3400 Other Funds Ltd	18,219	18,219	0	-
<b>4715 IT Expendable Property</b>				
3400 Other Funds Ltd	24,375	24,375	0	-
<b>TOTAL SERVICES &amp; SUPPLIES</b>				
3400 Other Funds Ltd	6,286,939	6,286,939	0	-

10/12/23

Page 13 of 24

ANA100A - Version / Column Comparison Report - Detail

7:15 AM

ANA100A



# Special Reports

Treasury, Oregon State

Agency Number: 17000

Version / Column Comparison Report - Detail

Cross Reference Number:17000-030-00-00-00000

2023-25 Biennium

Investment Services

Description	Governor's Budget (Y-01) 2023-25 Base Budget	Leg. Adopted Budget (Z-01) 2023-25 Base Budget	Column 2 minus Column 1	% Change from Column 1 to Column 2
	Column 1	Column 2		
<b>CAPITAL OUTLAY</b>				
<b>5200 Technical Equipment</b>				
3400 Other Funds Ltd	159,864	159,864	0	-
<b>TOTAL EXPENDITURES</b>				
3400 Other Funds Ltd	46,082,242	46,082,242	0	-
<b>ENDING BALANCE</b>				
3400 Other Funds Ltd	28,868,089	30,426,687	1,558,598	5.40%
<b>AUTHORIZED POSITIONS</b>				
8150 Class/Unclass Positions	69	69	0	-
<b>AUTHORIZED FTE</b>				
8250 Class/Unclass FTE Positions	69.00	69.00	0	-

10/12/23

Page 14 of 24

ANA100A - Version / Column Comparison Report - Detail

7:15 AM

ANA100A



# Special Reports

Treasury, Oregon State

Agency Number: 17000

Version / Column Comparison Report - Detail

Cross Reference Number:17000-040-00-00-00000

2023-25 Biennium

Trust Property Services

Description	Governor's Budget (Y-01) 2023-25 Base Budget	Leg. Adopted Budget (Z-01) 2023-25 Base Budget	Column 2 minus Column 1	% Change from Column 1 to Column 2
	Column 1	Column 2		
REVENUE CATEGORIES				
CHARGES FOR SERVICES				
0410 Charges for Services				
3200 Other Funds Non-Ltd	3,196,298	3,196,298	0	-
3400 Other Funds Ltd	11,822,610	14,806,135	2,983,525	25.24%
All Funds	15,018,908	18,002,433	2,983,525	19.87%
TRANSFERS OUT				
2010 Transfer Out - Intrafund				
3400 Other Funds Ltd	(2,289,704)	(5,186,916)	(2,897,212)	-126.53%
AVAILABLE REVENUES				
3200 Other Funds Non-Ltd	3,196,298	3,196,298	0	-
3400 Other Funds Ltd	9,532,906	9,619,219	86,313	0.91%
TOTAL AVAILABLE REVENUES	\$12,729,204	\$12,815,517	\$86,313	0.68%
EXPENDITURES				
PERSONAL SERVICES				
SALARIES & WAGES				
3110 Class/Unclass Sal. and Per Diem				
3400 Other Funds Ltd	2,610,342	2,610,342	0	-
3170 Overtime Payments				
3400 Other Funds Ltd	24	24	0	-
3190 All Other Differential				
3400 Other Funds Ltd	5,012	5,012	0	-
TOTAL SALARIES & WAGES				
3400 Other Funds Ltd	2,615,378	2,615,378	0	-

10/12/23

Page 15 of 24

ANA100A - Version / Column Comparison Report - Detail

7:15 AM

ANA100A



# Special Reports

Treasury, Oregon State

Agency Number: 17000

Version / Column Comparison Report - Detail

Cross Reference Number:17000-040-00-00-00000

2023-25 Biennium

Trust Property Services

Description	Governor's Budget (Y-01) 2023-25 Base Budget	Leg. Adopted Budget (Z-01) 2023-25 Base Budget	Column 2 minus Column 1	% Change from Column 1 to Column 2
	Column 1	Column 2		
<b>OTHER PAYROLL EXPENSES</b>				
<b>3210 Empl. Rel. Bd. Assessments</b>				
3400 Other Funds Ltd	965	965	0	-
<b>3220 Public Employees' Retire Cont</b>				
3400 Other Funds Ltd	468,677	468,677	0	-
<b>3221 Pension Obligation Bond</b>				
3400 Other Funds Ltd	134,671	134,671	0	-
<b>3230 Social Security Taxes</b>				
3400 Other Funds Ltd	200,076	200,076	0	-
<b>3241 Paid Family Medical Leave Insurance</b>				
3400 Other Funds Ltd	10,459	10,459	0	-
<b>3250 Worker's Comp. Assess. (WCD)</b>				
3400 Other Funds Ltd	839	839	0	-
<b>3270 Flexible Benefits</b>				
3400 Other Funds Ltd	722,700	722,700	0	-
<b>TOTAL OTHER PAYROLL EXPENSES</b>				
3400 Other Funds Ltd	1,538,387	1,538,387	0	-
<b>TOTAL PERSONAL SERVICES</b>				
3400 Other Funds Ltd	4,153,765	4,153,765	0	-
<b>SERVICES &amp; SUPPLIES</b>				
<b>4100 Instate Travel</b>				
3400 Other Funds Ltd	14,067	14,067	0	-
<b>4150 Employee Training</b>				
3400 Other Funds Ltd	41,433	41,433	0	-

10/12/23

Page 16 of 24

ANA100A - Version / Column Comparison Report - Detail

7:15 AM

ANA100A



# Special Reports

Treasury, Oregon State

Agency Number: 17000

Version / Column Comparison Report - Detail

Cross Reference Number:17000-040-00-00-00000

2023-25 Biennium

Trust Property Services

Description	Governor's Budget (Y-01) 2023-25 Base Budget	Leg. Adopted Budget (Z-01) 2023-25 Base Budget	Column 2 minus Column 1	% Change from Column 1 to Column 2
	Column 1	Column 2		
<b>4175 Office Expenses</b>				
3400 Other Funds Ltd	45,784	45,784	0	-
<b>4200 Telecommunications</b>				
3400 Other Funds Ltd	13,368	13,368	0	-
<b>4250 Data Processing</b>				
3400 Other Funds Ltd	5,893	5,893	0	-
<b>4275 Publicity and Publications</b>				
3400 Other Funds Ltd	13,233	13,233	0	-
<b>4300 Professional Services</b>				
3200 Other Funds Non-Ltd	966,872	966,872	0	-
3400 Other Funds Ltd	2,559,912	2,559,912	0	-
All Funds	3,526,784	3,526,784	0	-
<b>4315 IT Professional Services</b>				
3400 Other Funds Ltd	682,417	682,417	0	-
<b>4325 Attorney General</b>				
3400 Other Funds Ltd	244,559	244,559	0	-
<b>4375 Employee Recruitment and Develop</b>				
3400 Other Funds Ltd	7,580	7,580	0	-
<b>4400 Dues and Subscriptions</b>				
3400 Other Funds Ltd	1,424	1,424	0	-
<b>4425 Facilities Rental and Taxes</b>				
3400 Other Funds Ltd	742,021	742,021	0	-
<b>4575 Agency Program Related S and S</b>				
3200 Other Funds Non-Ltd	1,717,941	1,717,941	0	-

10/12/23

Page 17 of 24

ANA100A - Version / Column Comparison Report - Detail

7:15 AM

ANA100A



# Special Reports

Treasury, Oregon State

Agency Number: 17000

Version / Column Comparison Report - Detail

Cross Reference Number:17000-040-00-00-00000

2023-25 Biennium

Trust Property Services

Description	Governor's Budget (Y-01) 2023-25 Base Budget	Leg. Adopted Budget (Z-01) 2023-25 Base Budget	Column 2 minus Column 1	% Change from Column 1 to Column 2
	Column 1	Column 2		
3400 Other Funds Ltd	128	128	0	-
All Funds	1,718,069	1,718,069	0	-
<b>4650 Other Services and Supplies</b>				
3200 Other Funds Non-Ltd	215,187	215,187	0	-
3400 Other Funds Ltd	139,419	139,419	0	-
All Funds	354,606	354,606	0	-
<b>4700 Expendable Prop 250 - 5000</b>				
3400 Other Funds Ltd	80,975	80,975	0	-
<b>4715 IT Expendable Property</b>				
3400 Other Funds Ltd	81,904	81,904	0	-
<b>TOTAL SERVICES &amp; SUPPLIES</b>				
3200 Other Funds Non-Ltd	2,900,000	2,900,000	0	-
3400 Other Funds Ltd	4,674,117	4,674,117	0	-
<b>TOTAL SERVICES &amp; SUPPLIES</b>	<b>\$7,574,117</b>	<b>\$7,574,117</b>	<b>0</b>	<b>-</b>
<b>CAPITAL OUTLAY</b>				
<b>5100 Office Furniture and Fixtures</b>				
3400 Other Funds Ltd	7,303	7,303	0	-
<b>TOTAL EXPENDITURES</b>				
3200 Other Funds Non-Ltd	2,900,000	2,900,000	0	-
3400 Other Funds Ltd	8,835,185	8,835,185	0	-
<b>TOTAL EXPENDITURES</b>	<b>\$11,735,185</b>	<b>\$11,735,185</b>	<b>0</b>	<b>-</b>
<b>ENDING BALANCE</b>				
3200 Other Funds Non-Ltd	296,298	296,298	0	-
3400 Other Funds Ltd	697,721	784,034	86,313	12.37%

10/12/23

Page 18 of 24

ANA100A - Version / Column Comparison Report - Detail

7:15 AM

ANA100A





# Special Reports

Treasury, Oregon State

Agency Number: 17000

Version / Column Comparison Report - Detail

Cross Reference Number:17000-040-00-00-00000

2023-25 Biennium

Trust Property Services

Description	Governor's Budget (Y-01) 2023-25 Base Budget	Leg. Adopted Budget (Z-01) 2023-25 Base Budget	Column 2 minus Column 1	% Change from Column 1 to Column 2
	Column 1	Column 2		
<b>TOTAL ENDING BALANCE</b>	<b>\$994,019</b>	<b>\$1,080,332</b>	<b>\$86,313</b>	<b>8.68%</b>
<b>AUTHORIZED POSITIONS</b>				
8150 Class/Unclass Positions	19	19	0	-
<b>AUTHORIZED FTE</b>				
8250 Class/Unclass FTE Positions	18.25	18.25	0	-

10/12/23

Page 19 of 24

ANA100A - Version / Column Comparison Report - Detail

7:15 AM

ANA100A



# Special Reports

Treasury, Oregon State

Agency Number: 17000

Version / Column Comparison Report - Detail

Cross Reference Number:17000-070-00-00-00000

2023-25 Biennium

Administrative Services

Description	Governor's Budget (Y-01) 2023-25 Base Budget	Leg. Adopted Budget (Z-01) 2023-25 Base Budget	Column 2 minus Column 1	% Change from Column 1 to Column 2
	Column 1	Column 2		
REVENUE CATEGORIES				
CHARGES FOR SERVICES				
0410 Charges for Services				
3400 Other Funds Ltd	14,183,478	14,183,478	0	-
TRANSFERS IN				
1010 Transfer In - Intrafund				
3400 Other Funds Ltd	22,295,693	23,495,967	1,200,274	5.38%
TOTAL REVENUES				
3400 Other Funds Ltd	36,479,171	37,679,445	1,200,274	3.29%
AVAILABLE REVENUES				
3400 Other Funds Ltd	36,479,171	37,679,445	1,200,274	3.29%
EXPENDITURES				
PERSONAL SERVICES				
SALARIES & WAGES				
3110 Class/Unclass Sal. and Per Diem				
3400 Other Funds Ltd	15,934,869	15,934,869	0	-
3160 Temporary Appointments				
3400 Other Funds Ltd	1,461	1,461	0	-
3170 Overtime Payments				
3400 Other Funds Ltd	324	324	0	-
3190 All Other Differential				
3400 Other Funds Ltd	42,223	42,223	0	-
TOTAL SALARIES & WAGES				
3400 Other Funds Ltd	15,978,877	15,978,877	0	-

10/12/23

Page 20 of 24

ANA100A - Version / Column Comparison Report - Detail

7:15 AM

ANA100A



# Special Reports

Treasury, Oregon State

Agency Number: 17000

Version / Column Comparison Report - Detail

Cross Reference Number:17000-070-00-00-00000

2023-25 Biennium

Administrative Services

Description	Governor's Budget (Y-01) 2023-25 Base Budget	Leg. Adopted Budget (Z-01) 2023-25 Base Budget	Column 2 minus Column 1	% Change from Column 1 to Column 2
	Column 1	Column 2		
OTHER PAYROLL EXPENSES				
3210 Empl. Rel. Bd. Assessments				
3400 Other Funds Ltd	4,003	4,003	0	-
3220 Public Employees' Retire Cont				
3400 Other Funds Ltd	2,863,159	2,863,159	0	-
3221 Pension Obligation Bond				
3400 Other Funds Ltd	861,471	861,471	0	-
3230 Social Security Taxes				
3400 Other Funds Ltd	1,194,716	1,194,716	0	-
3241 Paid Family Medical Leave Insurance				
3400 Other Funds Ltd	60,895	60,895	0	-
3250 Worker's Comp. Assess. (WCD)				
3400 Other Funds Ltd	3,481	3,481	0	-
3260 Mass Transit Tax				
3400 Other Funds Ltd	79,092	79,092	0	-
3270 Flexible Benefits				
3400 Other Funds Ltd	2,996,400	2,996,400	0	-
TOTAL OTHER PAYROLL EXPENSES				
3400 Other Funds Ltd	8,063,217	8,063,217	0	-
P.S. BUDGET ADJUSTMENTS				
3455 Vacancy Savings				
3400 Other Funds Ltd	(94,648)	(94,648)	0	-
TOTAL PERSONAL SERVICES				
3400 Other Funds Ltd	23,947,446	23,947,446	0	-

10/12/23

Page 21 of 24

ANA100A - Version / Column Comparison Report - Detail

7:15 AM

ANA100A



# Special Reports

Treasury, Oregon State

Agency Number: 17000

Version / Column Comparison Report - Detail

Cross Reference Number:17000-070-00-00-00000

2023-25 Biennium

Administrative Services

Description	Governor's Budget (Y-01) 2023-25 Base Budget	Leg. Adopted Budget (Z-01) 2023-25 Base Budget	Column 2 minus Column 1	% Change from Column 1 to Column 2
	Column 1	Column 2		
SERVICES & SUPPLIES				
4100 Instate Travel				
3400 Other Funds Ltd	57,725	57,725	0	-
4125 Out of State Travel				
3400 Other Funds Ltd	66,989	66,989	0	-
4150 Employee Training				
3400 Other Funds Ltd	468,477	468,477	0	-
4175 Office Expenses				
3400 Other Funds Ltd	121,288	121,288	0	-
4200 Telecommunications				
3400 Other Funds Ltd	397,130	397,130	0	-
4225 State Gov. Service Charges				
3400 Other Funds Ltd	1,143,947	1,143,947	0	-
4250 Data Processing				
3400 Other Funds Ltd	901,766	901,766	0	-
4275 Publicity and Publications				
3400 Other Funds Ltd	13,514	13,514	0	-
4300 Professional Services				
3400 Other Funds Ltd	2,303,004	2,303,004	0	-
4315 IT Professional Services				
3400 Other Funds Ltd	863,930	863,930	0	-
4325 Attorney General				
3400 Other Funds Ltd	94,354	94,354	0	-
4375 Employee Recruitment and Develop				

10/12/23

Page 22 of 24

ANA100A - Version / Column Comparison Report - Detail

7:15 AM

ANA100A



# Special Reports

Treasury, Oregon State

Agency Number: 17000

Version / Column Comparison Report - Detail

Cross Reference Number:17000-070-00-00-00000

2023-25 Biennium

Administrative Services

Description	Governor's Budget (Y-01) 2023-25 Base Budget	Leg. Adopted Budget (Z-01) 2023-25 Base Budget	Column 2 minus Column 1	% Change from Column 1 to Column 2
	Column 1	Column 2		
3400 Other Funds Ltd	95,487	95,487	0	-
<b>4400 Dues and Subscriptions</b>				
3400 Other Funds Ltd	212,482	212,482	0	-
<b>4425 Facilities Rental and Taxes</b>				
3400 Other Funds Ltd	2,324,675	2,324,675	0	-
<b>4475 Facilities Maintenance</b>				
3400 Other Funds Ltd	5,054	5,054	0	-
<b>4575 Agency Program Related S and S</b>				
3400 Other Funds Ltd	5,112	5,112	0	-
<b>4650 Other Services and Supplies</b>				
3400 Other Funds Ltd	399,301	399,301	0	-
<b>4700 Expendable Prop 250 - 5000</b>				
3400 Other Funds Ltd	120,573	120,573	0	-
<b>4715 IT Expendable Property</b>				
3400 Other Funds Ltd	901,674	901,674	0	-
<b>TOTAL SERVICES &amp; SUPPLIES</b>				
3400 Other Funds Ltd	10,496,482	10,496,482	0	-
<b>CAPITAL OUTLAY</b>				
<b>5150 Telecommunications Equipment</b>				
3400 Other Funds Ltd	143,853	143,853	0	-
<b>5200 Technical Equipment</b>				
3400 Other Funds Ltd	400,008	400,008	0	-
<b>5550 Data Processing Software</b>				
3400 Other Funds Ltd	142,934	142,934	0	-

10/12/23

Page 23 of 24

ANA100A - Version / Column Comparison Report - Detail

7:15 AM

ANA100A



# Special Reports

Treasury, Oregon State

Agency Number: 17000

Version / Column Comparison Report - Detail

Cross Reference Number:17000-070-00-00-00000

2023-25 Biennium

Administrative Services

Description	Governor's Budget (Y-01) 2023-25 Base Budget	Leg. Adopted Budget (Z-01) 2023-25 Base Budget	Column 2 minus Column 1	% Change from Column 1 to Column 2
	Column 1	Column 2		
<b>TOTAL CAPITAL OUTLAY</b>				
3400 Other Funds Ltd	686,795	686,795	0	-
<b>TOTAL EXPENDITURES</b>				
3400 Other Funds Ltd	35,130,723	35,130,723	0	-
<b>ENDING BALANCE</b>				
3400 Other Funds Ltd	1,348,448	2,548,722	1,200,274	89.01%
<b>AUTHORIZED POSITIONS</b>				
8150 Class/Unclass Positions	83	83	0	-
<b>AUTHORIZED FTE</b>				
8250 Class/Unclass FTE Positions	75.66	75.66	0	-

10/12/23

Page 24 of 24

ANA100A - Version / Column Comparison Report - Detail

7:15 AM

ANA100A



# Special Reports

Treasury, Oregon State

Agency Number: 17000

Package Comparison Report - Detail  
2023-25 Biennium  
State and Local Government Financial Services

Cross Reference Number: 17000-010-00-00-00000  
Package: Vacancy Factor and Non-ORPICS Personal Services  
Pkg Group: ESS Pkg Type: 010 Pkg Number: 010

Description	Governor's Budget (Y-01)	Leg. Adopted Budget (Z-01)	Column 2 Minus Column 1	% Change from Column 1 to Column 2
	Column 1	Column 2		

EXPENDITURES

PERSONAL SERVICES

SALARIES & WAGES

3160 Temporary Appointments

3400 Other Funds Ltd	651	651	0	0.00%
----------------------	-----	-----	---	-------

3170 Overtime Payments

3400 Other Funds Ltd	485	485	0	0.00%
----------------------	-----	-----	---	-------

3190 All Other Differential

3400 Other Funds Ltd	3,417	3,417	0	0.00%
----------------------	-------	-------	---	-------

SALARIES & WAGES

3400 Other Funds Ltd	4,553	4,553	0	0.00%
----------------------	-------	-------	---	-------

<b>TOTAL SALARIES &amp; WAGES</b>	<b>\$4,553</b>	<b>\$4,553</b>	<b>\$0</b>	<b>0.00%</b>
-----------------------------------	----------------	----------------	------------	--------------

OTHER PAYROLL EXPENSES

3220 Public Employees Retire Cont

3400 Other Funds Ltd	699	699	0	0.00%
----------------------	-----	-----	---	-------

3221 Pension Obligation Bond

3400 Other Funds Ltd	(22,675)	(22,675)	0	0.00%
----------------------	----------	----------	---	-------

3230 Social Security Taxes

3400 Other Funds Ltd	348	348	0	0.00%
----------------------	-----	-----	---	-------

10/12/23

Page 1 of 109

ANA101A - Package Comparison Report - Detail  
ANA101A

7:15 AM



# Special Reports

Treasury, Oregon State

Agency Number: 17000

Package Comparison Report - Detail  
2023-25 Biennium  
State and Local Government Financial Services

Cross Reference Number: 17000-010-00-00-00000  
Package: Vacancy Factor and Non-ORPICS Personal Services  
Pkg Group: ESS Pkg Type: 010 Pkg Number: 010

Description	Governor's Budget (Y-01)	Leg. Adopted Budget (Z-01)	Column 2 Minus Column 1	% Change from Column 1 to Column 2
	Column 1	Column 2		
<b>3240 Unemployment Assessments</b>				
3400 Other Funds Ltd	453	453	0	0.00%
<b>3241 Paid Family Medical Leave Insurance</b>				
3400 Other Funds Ltd	16	16	0	0.00%
<b>3260 Mass Transit Tax</b>				
3400 Other Funds Ltd	4,640	4,640	0	0.00%
<b>OTHER PAYROLL EXPENSES</b>				
3400 Other Funds Ltd	(16,519)	(16,519)	0	0.00%
<b>TOTAL OTHER PAYROLL EXPENSES</b>	<b>(\$16,519)</b>	<b>(\$16,519)</b>	<b>\$0</b>	<b>0.00%</b>
<b>P.S. BUDGET ADJUSTMENTS</b>				
<b>3455 Vacancy Savings</b>				
3400 Other Funds Ltd	(1,442)	(1,442)	0	0.00%
<b>P.S. BUDGET ADJUSTMENTS</b>				
3400 Other Funds Ltd	(1,442)	(1,442)	0	0.00%
<b>TOTAL P.S. BUDGET ADJUSTMENTS</b>	<b>(\$1,442)</b>	<b>(\$1,442)</b>	<b>\$0</b>	<b>0.00%</b>
<b>PERSONAL SERVICES</b>				
3400 Other Funds Ltd	(13,408)	(13,408)	0	0.00%
<b>TOTAL PERSONAL SERVICES</b>	<b>(\$13,408)</b>	<b>(\$13,408)</b>	<b>\$0</b>	<b>0.00%</b>
<b>EXPENDITURES</b>				

10/12/23

Page 2 of 109

ANA101A - Package Comparison Report - Detail  
ANA101A

7:15 AM





# Special Reports

**Treasury, Oregon State**

**Agency Number: 17000**

**Package Comparison Report - Detail**

**Cross Reference Number: 17000-010-00-00-00000**

**2023-25 Biennium**

**Package: Vacancy Factor and Non-ORPICS Personal Services**

**State and Local Government Financial Services**

**Pkg Group: ESS Pkg Type: 010 Pkg Number: 010**

Description	Governor's Budget (Y-01)	Leg. Adopted Budget (Z-01)	Column 2 Minus Column 1	% Change from Column 1 to Column 2
	Column 1	Column 2		
3400 Other Funds Ltd	(13,408)	(13,408)	0	0.00%
<b>TOTAL EXPENDITURES</b>	<b>(\$13,408)</b>	<b>(\$13,408)</b>	<b>\$0</b>	<b>0.00%</b>
<b>ENDING BALANCE</b>				
3400 Other Funds Ltd	13,408	13,408	0	0.00%
<b>TOTAL ENDING BALANCE</b>	<b>\$13,408</b>	<b>\$13,408</b>	<b>\$0</b>	<b>0.00%</b>

10/12/23

Page 3 of 109

ANA101A - Package Comparison Report - Detail  
ANA101A

7:15 AM



# Special Reports

Treasury, Oregon State

Agency Number: 17000

Package Comparison Report - Detail

Cross Reference Number: 17000-010-00-00-00000

2023-25 Biennium

Package: Phase-in

State and Local Government Financial Services

Pkg Group: ESS Pkg Type: 020 Pkg Number: 021

Description	Governor's Budget (Y-01)	Leg. Adopted Budget (Z-01)	Column 2 Minus Column 1	% Change from Column 1 to Column 2
	Column 1	Column 2		
EXPENDITURES				
SERVICES & SUPPLIES				
4425 Facilities Rental and Taxes				
3400 Other Funds Ltd	137,950	137,950	0	0.00%
SERVICES & SUPPLIES				
3400 Other Funds Ltd	137,950	137,950	0	0.00%
TOTAL SERVICES & SUPPLIES	\$137,950	\$137,950	\$0	0.00%
EXPENDITURES				
3400 Other Funds Ltd	137,950	137,950	0	0.00%
TOTAL EXPENDITURES	\$137,950	\$137,950	\$0	0.00%
ENDING BALANCE				
3400 Other Funds Ltd	(137,950)	(137,950)	0	0.00%
TOTAL ENDING BALANCE	(\$137,950)	(\$137,950)	\$0	0.00%

10/12/23

Page 4 of 109

ANA101A - Package Comparison Report - Detail

ANA101A

7:15 AM



# Special Reports

Treasury, Oregon State

Agency Number: 17000

Package Comparison Report - Detail

Cross Reference Number: 17000-010-00-00-00000

2023-25 Biennium

Package: Phase-out Pgm & One-time Costs

State and Local Government Financial Services

Pkg Group: ESS Pkg Type: 020 Pkg Number: 022

Description	Governor's Budget (Y-01)	Leg. Adopted Budget (Z-01)	Column 2 Minus Column 1	% Change from Column 1 to Column 2
	Column 1	Column 2		

## EXPENDITURES

### SERVICES & SUPPLIES

#### 4100 Instate Travel

3400 Other Funds Ltd	(1,564)	(1,564)	0	0.00%
----------------------	---------	---------	---	-------

#### 4125 Out of State Travel

3400 Other Funds Ltd	(4,798)	(4,798)	0	0.00%
----------------------	---------	---------	---	-------

#### 4150 Employee Training

3400 Other Funds Ltd	(7,135)	(7,135)	0	0.00%
----------------------	---------	---------	---	-------

#### 4175 Office Expenses

3400 Other Funds Ltd	(6,258)	(6,258)	0	0.00%
----------------------	---------	---------	---	-------

#### 4200 Telecommunications

3400 Other Funds Ltd	(7,302)	(7,302)	0	0.00%
----------------------	---------	---------	---	-------

#### 4250 Data Processing

3400 Other Funds Ltd	(2,020)	(2,020)	0	0.00%
----------------------	---------	---------	---	-------

#### 4275 Publicity and Publications

3400 Other Funds Ltd	(1,142)	(1,142)	0	0.00%
----------------------	---------	---------	---	-------

#### 4300 Professional Services

3400 Other Funds Ltd	(1,000,000)	(1,000,000)	0	0.00%
----------------------	-------------	-------------	---	-------

#### 4375 Employee Recruitment and Develop

10/12/23

Page 5 of 109

ANA101A - Package Comparison Report - Detail

ANA101A

7:15 AM



# Special Reports

Treasury, Oregon State

Agency Number: 17000

Package Comparison Report - Detail

Cross Reference Number: 17000-010-00-00-00000

2023-25 Biennium

Package: Phase-out Pgm & One-time Costs

State and Local Government Financial Services

Pkg Group: ESS Pkg Type: 020 Pkg Number: 022

Description	Governor's Budget (Y-01)	Leg. Adopted Budget (Z-01)	Column 2 Minus Column 1	% Change from Column 1 to Column 2
	Column 1	Column 2		
3400 Other Funds Ltd	(1,044)	(1,044)	0	0.00%
<b>4400 Dues and Subscriptions</b>				
3400 Other Funds Ltd	(1,142)	(1,142)	0	0.00%
<b>4425 Facilities Rental and Taxes</b>				
3400 Other Funds Ltd	(39,670)	(39,670)	0	0.00%
<b>4650 Other Services and Supplies</b>				
3400 Other Funds Ltd	(1,122)	(1,122)	0	0.00%
<b>4700 Expendable Prop 250 - 5000</b>				
3400 Other Funds Ltd	(20,985)	(20,985)	0	0.00%
<b>4715 IT Expendable Property</b>				
3400 Other Funds Ltd	(19,960)	(19,960)	0	0.00%
<b>SERVICES &amp; SUPPLIES</b>				
3400 Other Funds Ltd	(1,114,142)	(1,114,142)	0	0.00%
<b>TOTAL SERVICES &amp; SUPPLIES</b>	<b>(\$1,114,142)</b>	<b>(\$1,114,142)</b>	<b>\$0</b>	<b>0.00%</b>
<b>EXPENDITURES</b>				
3400 Other Funds Ltd	(1,114,142)	(1,114,142)	0	0.00%
<b>TOTAL EXPENDITURES</b>	<b>(\$1,114,142)</b>	<b>(\$1,114,142)</b>	<b>\$0</b>	<b>0.00%</b>
<b>ENDING BALANCE</b>				
3400 Other Funds Ltd	1,114,142	1,114,142	0	0.00%

10/12/23

Page 6 of 109

ANA101A - Package Comparison Report - Detail

ANA101A

7:15 AM



# Special Reports

**Treasury, Oregon State**

**Agency Number: 17000**

**Package Comparison Report - Detail**

**Cross Reference Number: 17000-010-00-00-00000**

**2023-25 Biennium**

**Package: Phase-out Pgm & One-time Costs**

**State and Local Government Financial Services**

**Pkg Group: ESS Pkg Type: 020 Pkg Number: 022**

Description	Governor's Budget (Y-01)	Leg. Adopted Budget (Z-01)	Column 2 Minus Column 1	% Change from Column 1 to Column 2
	Column 1	Column 2		
<b>TOTAL ENDING BALANCE</b>	<b>\$1,114,142</b>	<b>\$1,114,142</b>	<b>\$0</b>	<b>0.00%</b>

10/12/23

Page 7 of 109

ANA101A - Package Comparison Report - Detail  
ANA101A

7:15 AM



# Special Reports

Treasury, Oregon State

Agency Number: 17000

Package Comparison Report - Detail

Cross Reference Number: 17000-010-00-00-00000

2023-25 Biennium

Package: Standard Inflation

State and Local Government Financial Services

Pkg Group: ESS Pkg Type: 030 Pkg Number: 031

Description	Governor's Budget (Y-01)	Leg. Adopted Budget (Z-01)	Column 2 Minus Column 1	% Change from Column 1 to Column 2
	Column 1	Column 2		

## EXPENDITURES

### SERVICES & SUPPLIES

#### 4100 Instate Travel

3400 Other Funds Ltd	207	207	0	0.00%
----------------------	-----	-----	---	-------

#### 4125 Out of State Travel

3400 Other Funds Ltd	671	671	0	0.00%
----------------------	-----	-----	---	-------

#### 4150 Employee Training

3400 Other Funds Ltd	3,877	3,877	0	0.00%
----------------------	-------	-------	---	-------

#### 4175 Office Expenses

3400 Other Funds Ltd	2,044	2,044	0	0.00%
----------------------	-------	-------	---	-------

#### 4200 Telecommunications

3400 Other Funds Ltd	1,125	1,125	0	0.00%
----------------------	-------	-------	---	-------

#### 4250 Data Processing

3400 Other Funds Ltd	2,045	2,045	0	0.00%
----------------------	-------	-------	---	-------

#### 4275 Publicity and Publications

3400 Other Funds Ltd	405	405	0	0.00%
----------------------	-----	-----	---	-------

#### 4300 Professional Services

3400 Other Funds Ltd	302,449	302,449	0	0.00%
----------------------	---------	---------	---	-------

#### 4315 IT Professional Services

10/12/23

Page 8 of 109

ANA101A - Package Comparison Report - Detail

ANA101A

7:15 AM



# Special Reports

**Treasury, Oregon State**

**Agency Number: 17000**

**Package Comparison Report - Detail**

**Cross Reference Number: 17000-010-00-00-00000**

**2023-25 Biennium**

**Package: Standard Inflation**

**State and Local Government Financial Services**

**Pkg Group: ESS Pkg Type: 030 Pkg Number: 031**

Description	Governor's Budget (Y-01)	Leg. Adopted Budget (Z-01)	Column 2 Minus Column 1	% Change from Column 1 to Column 2
	Column 1	Column 2		
3400 Other Funds Ltd	25,382	25,382	0	0.00%
<b>4325 Attorney General</b>				
3400 Other Funds Ltd	23,396	23,396	0	0.00%
<b>4375 Employee Recruitment and Develop</b>				
3400 Other Funds Ltd	1,046	1,046	0	0.00%
<b>4400 Dues and Subscriptions</b>				
3400 Other Funds Ltd	4,048	4,048	0	0.00%
<b>4425 Facilities Rental and Taxes</b>				
3400 Other Funds Ltd	148,353	148,353	0	0.00%
<b>4575 Agency Program Related S and S</b>				
3400 Other Funds Ltd	219,461	219,461	0	0.00%
<b>4650 Other Services and Supplies</b>				
3400 Other Funds Ltd	692	692	0	0.00%
<b>4700 Expendable Prop 250 - 5000</b>				
3400 Other Funds Ltd	218	218	0	0.00%
<b>4715 IT Expendable Property</b>				
3400 Other Funds Ltd	152	152	0	0.00%
<b>SERVICES &amp; SUPPLIES</b>				
3400 Other Funds Ltd	735,571	735,571	0	0.00%

10/12/23

Page 9 of 109

ANA101A - Package Comparison Report - Detail

ANA101A

7:15 AM



# Special Reports

**Treasury, Oregon State**

**Agency Number: 17000**

**Package Comparison Report - Detail**

**Cross Reference Number: 17000-010-00-00-00000**

**2023-25 Biennium**

**Package: Standard Inflation**

**State and Local Government Financial Services**

**Pkg Group: ESS Pkg Type: 030 Pkg Number: 031**

Description	Governor's Budget (Y-01)	Leg. Adopted Budget (Z-01)	Column 2 Minus Column 1	% Change from Column 1 to Column 2
	Column 1	Column 2		
<b>TOTAL SERVICES &amp; SUPPLIES</b>	<b>\$735,571</b>	<b>\$735,571</b>	<b>\$0</b>	<b>0.00%</b>
<b>EXPENDITURES</b>				
3400 Other Funds Ltd	735,571	735,571	0	0.00%
<b>TOTAL EXPENDITURES</b>	<b>\$735,571</b>	<b>\$735,571</b>	<b>\$0</b>	<b>0.00%</b>
<b>ENDING BALANCE</b>				
3400 Other Funds Ltd	(735,571)	(735,571)	0	0.00%
<b>TOTAL ENDING BALANCE</b>	<b>(\$735,571)</b>	<b>(\$735,571)</b>	<b>\$0</b>	<b>0.00%</b>

10/12/23

Page 10 of 109

ANA101A - Package Comparison Report - Detail  
ANA101A

7:15 AM





# Special Reports

Treasury, Oregon State

Agency Number: 17000

Package Comparison Report - Detail

Cross Reference Number: 17000-010-00-00-00000

2023-25 Biennium

Package: Technical Adjustments

State and Local Government Financial Services

Pkg Group: ESS Pkg Type: 060 Pkg Number: 060

Description	Governor's Budget (Y-01)	Leg. Adopted Budget (Z-01)	Column 2 Minus Column 1	% Change from Column 1 to Column 2
	Column 1	Column 2		
EXPENDITURES				
SERVICES & SUPPLIES				
4425 Facilities Rental and Taxes				
3400 Other Funds Ltd	(47,700)	(47,700)	0	0.00%
SERVICES & SUPPLIES				
3400 Other Funds Ltd	(47,700)	(47,700)	0	0.00%
TOTAL SERVICES & SUPPLIES	(\$47,700)	(\$47,700)	\$0	0.00%
EXPENDITURES				
3400 Other Funds Ltd	(47,700)	(47,700)	0	0.00%
TOTAL EXPENDITURES	(\$47,700)	(\$47,700)	\$0	0.00%
ENDING BALANCE				
3400 Other Funds Ltd	47,700	47,700	0	0.00%
TOTAL ENDING BALANCE	\$47,700	\$47,700	\$0	0.00%

10/12/23

Page 11 of 109

ANA101A - Package Comparison Report - Detail

ANA101A

7:15 AM



# Special Reports

Treasury, Oregon State

Agency Number: 17000

Package Comparison Report - Detail

Cross Reference Number: 17000-010-00-00-00000

2023-25 Biennium

Package: June 2022 Emergency Board

State and Local Government Financial Services

Pkg Group: POL Pkg Type: 080 Pkg Number: 081

Description	Governor's Budget (Y-01)	Leg. Adopted Budget (Z-01)	Column 2 Minus Column 1	% Change from Column 1 to Column 2
	Column 1	Column 2		
REVENUE CATEGORIES				
CHARGES FOR SERVICES				
0410 Charges for Services				
3400 Other Funds Ltd	4,336	4,336	0	0.00%
2000				
2010 Transfer Out - Intrafund				
3400 Other Funds Ltd	(14,270)	(14,270)	0	0.00%
AVAILABLE REVENUES				
3400 Other Funds Ltd	(9,934)	(9,934)	0	0.00%
TOTAL AVAILABLE REVENUES	(\$9,934)	(\$9,934)	\$0	0.00%
ENDING BALANCE				
3400 Other Funds Ltd	(9,934)	(9,934)	0	0.00%
TOTAL ENDING BALANCE	(\$9,934)	(\$9,934)	\$0	0.00%

10/12/23

Page 12 of 109

ANA101A - Package Comparison Report - Detail

7:15 AM

ANA101A



# Special Reports

Treasury, Oregon State

Agency Number: 17000

Package Comparison Report - Detail

Cross Reference Number: 17000-010-00-00-00000

2023-25 Biennium

Package: Statewide AG Adjustment

State and Local Government Financial Services

Pkg Group: POL

Pkg Type: 090

Pkg Number: 092

Description	Governor's Budget (Y-01)	Leg. Adopted Budget (Z-01)	Column 2 Minus Column 1	% Change from Column 1 to Column 2
	Column 1	Column 2		
EXPENDITURES				
SERVICES & SUPPLIES				
4325 Attorney General				
3400 Other Funds Ltd	(7,198)	-	7,198	100.00%
SERVICES & SUPPLIES				
3400 Other Funds Ltd	(7,198)	-	7,198	100.00%
TOTAL SERVICES & SUPPLIES	(\$7,198)	-	\$7,198	100.00%
EXPENDITURES				
3400 Other Funds Ltd	(7,198)	-	7,198	100.00%
TOTAL EXPENDITURES	(\$7,198)	-	\$7,198	100.00%
ENDING BALANCE				
3400 Other Funds Ltd	7,198	-	(7,198)	(100.00%)
TOTAL ENDING BALANCE	\$7,198	-	(\$7,198)	(100.00%)

10/12/23

Page 13 of 109

ANA101A - Package Comparison Report - Detail

ANA101A

7:15 AM



# Special Reports

Treasury, Oregon State

Agency Number: 17000

Package Comparison Report - Detail

Cross Reference Number: 17000-010-00-00-00000

2023-25 Biennium

Package: Ready, Resilient Operations: IT

State and Local Government Financial Services

Pkg Group: POL Pkg Type: POL Pkg Number: 101

Description	Governor's Budget (Y-01)	Leg. Adopted Budget (Z-01)	Column 2 Minus Column 1	% Change from Column 1 to Column 2
	Column 1	Column 2		
REVENUE CATEGORIES				
CHARGES FOR SERVICES				
0410 Charges for Services				
3400 Other Funds Ltd	57,221	33,182	(24,039)	(42.01%)
2000				
2010 Transfer Out - Intrafund				
3400 Other Funds Ltd	(188,302)	(37,599)	150,703	80.03%
AVAILABLE REVENUES				
3400 Other Funds Ltd	(131,081)	(4,417)	126,664	96.63%
TOTAL AVAILABLE REVENUES	(\$131,081)	(\$4,417)	\$126,664	96.63%
ENDING BALANCE				
3400 Other Funds Ltd	(131,081)	(4,417)	126,664	96.63%
TOTAL ENDING BALANCE	(\$131,081)	(\$4,417)	\$126,664	96.63%

10/12/23

Page 14 of 109

ANA101A - Package Comparison Report - Detail  
ANA101A

7:15 AM



# Special Reports

Treasury, Oregon State

Agency Number: 17000

Package Comparison Report - Detail

2023-25 Biennium

State and Local Government Financial Services

Cross Reference Number: 17000-010-00-00-00000

Package: Capacity & Resilience: Government Services

Pkg Group: POL Pkg Type: POL Pkg Number: 103

Description	Governor's Budget (Y-01)	Leg. Adopted Budget (Z-01)	Column 2 Minus Column 1	% Change from Column 1 to Column 2
	Column 1	Column 2		
REVENUE CATEGORIES				
CHARGES FOR SERVICES				
0410 Charges for Services				
3400 Other Funds Ltd	262,058	263,061	1,003	0.38%
2000				
2010 Transfer Out - Intrafund				
3400 Other Funds Ltd	(33,390)	(12,633)	20,757	62.17%
AVAILABLE REVENUES				
3400 Other Funds Ltd	228,668	250,428	21,760	9.52%
TOTAL AVAILABLE REVENUES	\$228,668	\$250,428	\$21,760	9.52%
EXPENDITURES				
PERSONAL SERVICES				
SALARIES & WAGES				
3110 Class/Unclass Sal. and Per Diem				
3400 Other Funds Ltd	633,686	546,516	(87,170)	(13.76%)
SALARIES & WAGES				
3400 Other Funds Ltd	633,686	546,516	(87,170)	(13.76%)
TOTAL SALARIES & WAGES	\$633,686	\$546,516	(\$87,170)	(13.76%)
OTHER PAYROLL EXPENSES				

10/12/23

Page 15 of 109

ANA101A - Package Comparison Report - Detail

ANA101A

7:15 AM



# Special Reports

Treasury, Oregon State

Agency Number: 17000

Package Comparison Report - Detail

2023-25 Biennium

State and Local Government Financial Services

Cross Reference Number: 17000-010-00-00-00000

Package: Capacity & Resilience: Government Services

Pkg Group: POL Pkg Type: POL Pkg Number: 103

Description	Governor's Budget (Y-01)	Leg. Adopted Budget (Z-01)	Column 2 Minus Column 1	% Change from Column 1 to Column 2
	Column 1	Column 2		
<b>3210 Empl. Rel. Bd. Assessments</b>				
3400 Other Funds Ltd	244	194	(50)	(20.49%)
<b>3220 Public Employees Retire Cont</b>				
3400 Other Funds Ltd	113,556	97,935	(15,621)	(13.76%)
<b>3230 Social Security Taxes</b>				
3400 Other Funds Ltd	48,478	41,809	(6,669)	(13.76%)
<b>3241 Paid Family Medical Leave Insurance</b>				
3400 Other Funds Ltd	2,534	2,185	(349)	(13.77%)
<b>3250 Workers Comp. Assess. (WCD)</b>				
3400 Other Funds Ltd	214	170	(44)	(20.56%)
<b>3270 Flexible Benefits</b>				
3400 Other Funds Ltd	184,800	146,850	(37,950)	(20.54%)
<b>OTHER PAYROLL EXPENSES</b>				
3400 Other Funds Ltd	349,826	289,143	(60,683)	(17.35%)
<b>TOTAL OTHER PAYROLL EXPENSES</b>	<b>\$349,826</b>	<b>\$289,143</b>	<b>(\$60,683)</b>	<b>(17.35%)</b>
<b>PERSONAL SERVICES</b>				
3400 Other Funds Ltd	983,512	835,659	(147,853)	(15.03%)
<b>TOTAL PERSONAL SERVICES</b>	<b>\$983,512</b>	<b>\$835,659</b>	<b>(\$147,853)</b>	<b>(15.03%)</b>
<b>SERVICES &amp; SUPPLIES</b>				

10/12/23

Page 16 of 109

ANA101A - Package Comparison Report - Detail

ANA101A

7:15 AM



# Special Reports

## Treasury, Oregon State

Agency Number: 17000

Package Comparison Report - Detail

2023-25 Biennium

State and Local Government Financial Services

Cross Reference Number: 17000-010-00-00-00000

Package: Capacity & Resilience: Government Services

Pkg Group: POL Pkg Type: POL Pkg Number: 103

Description	Governor's Budget (Y-01)	Leg. Adopted Budget (Z-01)	Column 2 Minus Column 1	% Change from Column 1 to Column 2
	Column 1	Column 2		
<b>4100 Instate Travel</b>				
3400 Other Funds Ltd	4,075	3,260	(815)	(20.00%)
<b>4125 Out of State Travel</b>				
3400 Other Funds Ltd	12,500	10,000	(2,500)	(20.00%)
<b>4150 Employee Training</b>				
3400 Other Funds Ltd	19,012	16,397	(2,615)	(13.75%)
<b>4175 Office Expenses</b>				
3400 Other Funds Ltd	16,300	13,040	(3,260)	(20.00%)
<b>4200 Telecommunications</b>				
3400 Other Funds Ltd	19,020	15,216	(3,804)	(20.00%)
<b>4250 Data Processing</b>				
3400 Other Funds Ltd	5,260	4,208	(1,052)	(20.00%)
<b>4275 Publicity and Publications</b>				
3400 Other Funds Ltd	2,975	2,380	(595)	(20.00%)
<b>4375 Employee Recruitment and Develop</b>				
3400 Other Funds Ltd	2,720	2,176	(544)	(20.00%)
<b>4400 Dues and Subscriptions</b>				
3400 Other Funds Ltd	2,975	2,380	(595)	(20.00%)
<b>4425 Facilities Rental and Taxes</b>				

10/12/23

Page 17 of 109

ANA101A - Package Comparison Report - Detail

ANA101A

7:15 AM



# Special Reports

Treasury, Oregon State

Agency Number: 17000

Package Comparison Report - Detail  
2023-25 Biennium

Cross Reference Number: 17000-010-00-00-00000  
Package: Capacity & Resilience: Government Services  
Pkg Group: POL Pkg Type: POL Pkg Number: 103

State and Local Government Financial Services

Description	Governor's Budget (Y-01)	Leg. Adopted Budget (Z-01)	Column 2 Minus Column 1	% Change from Column 1 to Column 2
	Column 1	Column 2		
3400 Other Funds Ltd	185,500	148,400	(37,100)	(20.00%)
<b>4650 Other Services and Supplies</b>				
3400 Other Funds Ltd	2,925	2,340	(585)	(20.00%)
<b>4700 Expendable Prop 250 - 5000</b>				
3400 Other Funds Ltd	21,865	17,492	(4,373)	(20.00%)
<b>4715 IT Expendable Property</b>				
3400 Other Funds Ltd	20,800	16,640	(4,160)	(20.00%)
<b>SERVICES &amp; SUPPLIES</b>				
3400 Other Funds Ltd	315,927	253,929	(61,998)	(19.62%)
<b>TOTAL SERVICES &amp; SUPPLIES</b>	<b>\$315,927</b>	<b>\$253,929</b>	<b>(\$61,998)</b>	<b>(19.62%)</b>
<b>EXPENDITURES</b>				
3400 Other Funds Ltd	1,299,439	1,089,588	(209,851)	(16.15%)
<b>TOTAL EXPENDITURES</b>	<b>\$1,299,439</b>	<b>\$1,089,588</b>	<b>(\$209,851)</b>	<b>(16.15%)</b>
<b>ENDING BALANCE</b>				
3400 Other Funds Ltd	(1,070,771)	(839,160)	231,611	21.63%
<b>TOTAL ENDING BALANCE</b>	<b>(\$1,070,771)</b>	<b>(\$839,160)</b>	<b>\$231,611</b>	<b>21.63%</b>
<b>AUTHORIZED POSITIONS</b>				
8150 Class/Unclass Positions	5	4	(1)	(20.00%)
<b>AUTHORIZED FTE</b>				

10/12/23

Page 18 of 109

ANA101A - Package Comparison Report - Detail  
ANA101A

7:15 AM





# Special Reports

**Treasury, Oregon State**

**Agency Number: 17000**

**Package Comparison Report - Detail**

**Cross Reference Number: 17000-010-00-00-00000**

**2023-25 Biennium**

**Package: Capacity & Resilience: Government Services**

**State and Local Government Financial Services**

**Pkg Group: POL Pkg Type: POL Pkg Number: 103**

Description	Governor's Budget (Y-01)	Leg. Adopted Budget (Z-01)	Column 2 Minus Column 1	% Change from Column 1 to Column 2
	Column 1	Column 2		
8250 Class/Unclass FTE Positions	4.68	3.72	(0.96)	(20.51%)
8280 FTE Reconciliation	-	(0.04)	(0.04)	100.00%
<b>TOTAL AUTHORIZED FTE</b>	<b>4.68</b>	<b>3.68</b>	<b>(1.00)</b>	<b>(21.37%)</b>

10/12/23

Page 19 of 109

ANA101A - Package Comparison Report - Detail  
ANA101A

7:15 AM



# Special Reports

**Treasury, Oregon State**

**Agency Number: 17000**

**Package Comparison Report - Detail**

**Cross Reference Number: 17000-010-00-00-00000**

**2023-25 Biennium**

**Package: Statewide Adjustments**

**State and Local Government Financial Services**

**Pkg Group: POL Pkg Type: LFO Pkg Number: 810**

Description	Governor's Budget (Y-01)	Leg. Adopted Budget (Z-01)	Column 2 Minus Column 1	% Change from Column 1 to Column 2
	Column 1	Column 2		
EXPENDITURES				
SERVICES & SUPPLIES				
4325 Attorney General				
3400 Other Funds Ltd	-	(6,773)	(6,773)	100.00%
SERVICES & SUPPLIES				
3400 Other Funds Ltd	-	(6,773)	(6,773)	100.00%
TOTAL SERVICES & SUPPLIES	-	(\$6,773)	(\$6,773)	100.00%
EXPENDITURES				
3400 Other Funds Ltd	-	(6,773)	(6,773)	100.00%
TOTAL EXPENDITURES	-	(\$6,773)	(\$6,773)	100.00%
ENDING BALANCE				
3400 Other Funds Ltd	-	6,773	6,773	100.00%
TOTAL ENDING BALANCE	-	\$6,773	\$6,773	100.00%

10/12/23

Page 20 of 109

ANA101A - Package Comparison Report - Detail  
ANA101A

7:15 AM



# Special Reports

Treasury, Oregon State

Agency Number: 17000

Package Comparison Report - Detail

Cross Reference Number: 17000-010-00-00-00000

2023-25 Biennium

Package: Policy Bills

State and Local Government Financial Services

Pkg Group: POL Pkg Type: LFO Pkg Number: 813

Description	Governor's Budget (Y-01)	Leg. Adopted Budget (Z-01)	Column 2 Minus Column 1	% Change from Column 1 to Column 2
	Column 1	Column 2		

REVENUE CATEGORIES

CHARGES FOR SERVICES

0410 Charges for Services

3400 Other Funds Ltd	-	2,816	2,816	100.00%
----------------------	---	-------	-------	---------

2000

2010 Transfer Out - Intrafund

3400 Other Funds Ltd	-	(2,816)	(2,816)	100.00%
----------------------	---	---------	---------	---------

AVAILABLE REVENUES

3400 Other Funds Ltd	-	-	0	0.00%
----------------------	---	---	---	-------

<b>TOTAL AVAILABLE REVENUES</b>	-	-	<b>\$0</b>	<b>0.00%</b>
---------------------------------	---	---	------------	--------------

EXPENDITURES

PERSONAL SERVICES

SALARIES & WAGES

3110 Class/Unclass Sal. and Per Diem

3400 Other Funds Ltd	-	139,944	139,944	100.00%
----------------------	---	---------	---------	---------

SALARIES & WAGES

3400 Other Funds Ltd	-	139,944	139,944	100.00%
----------------------	---	---------	---------	---------

<b>TOTAL SALARIES &amp; WAGES</b>	-	<b>\$139,944</b>	<b>\$139,944</b>	<b>100.00%</b>
-----------------------------------	---	------------------	------------------	----------------

OTHER PAYROLL EXPENSES

10/12/23

Page 21 of 109

ANA101A - Package Comparison Report - Detail

ANA101A

7:15 AM



# Special Reports

Treasury, Oregon State

Agency Number: 17000

Package Comparison Report - Detail

Cross Reference Number: 17000-010-00-00-00000

2023-25 Biennium

Package: Policy Bills

State and Local Government Financial Services

Pkg Group: POL Pkg Type: LFO Pkg Number: 813

Description	Governor's Budget (Y-01)	Leg. Adopted Budget (Z-01)	Column 2 Minus Column 1	% Change from Column 1 to Column 2
	Column 1	Column 2		
<b>3210 Empl. Rel. Bd. Assessments</b>				
3400 Other Funds Ltd	-	46	46	100.00%
<b>3220 Public Employees Retire Cont</b>				
3400 Other Funds Ltd	-	25,078	25,078	100.00%
<b>3230 Social Security Taxes</b>				
3400 Other Funds Ltd	-	10,706	10,706	100.00%
<b>3241 Paid Family Medical Leave Insurance</b>				
3400 Other Funds Ltd	-	560	560	100.00%
<b>3250 Workers Comp. Assess. (WCD)</b>				
3400 Other Funds Ltd	-	40	40	100.00%
<b>3270 Flexible Benefits</b>				
3400 Other Funds Ltd	-	34,650	34,650	100.00%
<b>OTHER PAYROLL EXPENSES</b>				
3400 Other Funds Ltd	-	71,080	71,080	100.00%
<b>TOTAL OTHER PAYROLL EXPENSES</b>	-	<b>\$71,080</b>	<b>\$71,080</b>	<b>100.00%</b>
<b>P.S. BUDGET ADJUSTMENTS</b>				
<b>3465 Reconciliation Adjustment</b>				
3400 Other Funds Ltd	-	1,120	1,120	100.00%
<b>P.S. BUDGET ADJUSTMENTS</b>				

10/12/23

Page 22 of 109

ANA101A - Package Comparison Report - Detail

ANA101A

7:15 AM



# Special Reports

**Treasury, Oregon State**

**Agency Number: 17000**

**Package Comparison Report - Detail**

**Cross Reference Number: 17000-010-00-00-00000**

**2023-25 Biennium**

**Package: Policy Bills**

**State and Local Government Financial Services**

**Pkg Group: POL Pkg Type: LFO Pkg Number: 813**

Description	Governor's Budget (Y-01)	Leg. Adopted Budget (Z-01)	Column 2 Minus Column 1	% Change from Column 1 to Column 2
	Column 1	Column 2		
3400 Other Funds Ltd	-	1,120	1,120	100.00%
<b>TOTAL P.S. BUDGET ADJUSTMENTS</b>	-	<b>\$1,120</b>	<b>\$1,120</b>	<b>100.00%</b>
<b>PERSONAL SERVICES</b>				
3400 Other Funds Ltd	-	212,144	212,144	100.00%
<b>TOTAL PERSONAL SERVICES</b>	-	<b>\$212,144</b>	<b>\$212,144</b>	<b>100.00%</b>
<b>EXPENDITURES</b>				
3400 Other Funds Ltd	-	212,144	212,144	100.00%
<b>TOTAL EXPENDITURES</b>	-	<b>\$212,144</b>	<b>\$212,144</b>	<b>100.00%</b>
<b>ENDING BALANCE</b>				
3400 Other Funds Ltd	-	(212,144)	(212,144)	100.00%
<b>TOTAL ENDING BALANCE</b>	-	<b>(\$212,144)</b>	<b>(\$212,144)</b>	<b>100.00%</b>
<b>AUTHORIZED POSITIONS</b>				
8150 Class/Unclass Positions	-	1	1	100.00%
<b>AUTHORIZED FTE</b>				
8250 Class/Unclass FTE Positions	-	0.88	0.88	100.00%

10/12/23

Page 23 of 109

ANA101A - Package Comparison Report - Detail

ANA101A

7:15 AM



# Special Reports

Treasury, Oregon State

Agency Number: 17000

Package Comparison Report - Detail  
2023-25 Biennium  
Public Savings Services

Cross Reference Number: 17000-020-00-00-00000  
Package: Vacancy Factor and Non-ORPICS Personal Services  
Pkg Group: ESS Pkg Type: 010 Pkg Number: 010

Description	Governor's Budget (Y-01)	Leg. Adopted Budget (Z-01)	Column 2 Minus Column 1	% Change from Column 1 to Column 2
	Column 1	Column 2		
EXPENDITURES				
PERSONAL SERVICES				
OTHER PAYROLL EXPENSES				
3221 Pension Obligation Bond				
3400 Other Funds Ltd	(2,580)	(2,580)	0	0.00%
3260 Mass Transit Tax				
3400 Other Funds Ltd	1,356	1,356	0	0.00%
OTHER PAYROLL EXPENSES				
3400 Other Funds Ltd	(1,224)	(1,224)	0	0.00%
TOTAL OTHER PAYROLL EXPENSES				
	(\$1,224)	(\$1,224)	\$0	0.00%
P.S. BUDGET ADJUSTMENTS				
3455 Vacancy Savings				
3400 Other Funds Ltd	647	647	0	0.00%
PERSONAL SERVICES				
3400 Other Funds Ltd	(577)	(577)	0	0.00%
TOTAL PERSONAL SERVICES				
	(\$577)	(\$577)	\$0	0.00%
EXPENDITURES				
3400 Other Funds Ltd	(577)	(577)	0	0.00%
TOTAL EXPENDITURES				
	(\$577)	(\$577)	\$0	0.00%

10/12/23

Page 24 of 109

ANA101A - Package Comparison Report - Detail  
ANA101A

7:15 AM



# Special Reports

**Treasury, Oregon State**

**Agency Number: 17000**

**Package Comparison Report - Detail**  
**2023-25 Biennium**  
**Public Savings Services**

**Cross Reference Number: 17000-020-00-00-00000**  
**Package: Vacancy Factor and Non-ORPICS Personal Services**  
**Pkg Group: ESS Pkg Type: 010 Pkg Number: 010**

Description	Governor's Budget (Y-01)	Leg. Adopted Budget (Z-01)	Column 2 Minus Column 1	% Change from Column 1 to Column 2
	Column 1	Column 2		
<b>ENDING BALANCE</b>				
3400 Other Funds Ltd	577	577	0	0.00%
<b>TOTAL ENDING BALANCE</b>	<b>\$577</b>	<b>\$577</b>	<b>\$0</b>	<b>0.00%</b>

10/12/23

Page 25 of 109

ANA101A - Package Comparison Report - Detail  
ANA101A

7:15 AM



# Special Reports

Treasury, Oregon State

Agency Number: 17000

Package Comparison Report - Detail  
2023-25 Biennium  
Public Savings Services

Cross Reference Number: 17000-020-00-00-00000

Package: Phase-in

Pkg Group: ESS Pkg Type: 020 Pkg Number: 021

Description	Governor's Budget (Y-01)	Leg. Adopted Budget (Z-01)	Column 2 Minus Column 1	% Change from Column 1 to Column 2
	Column 1	Column 2		
EXPENDITURES				
SERVICES & SUPPLIES				
4425 Facilities Rental and Taxes				
3400 Other Funds Ltd	57,317	57,317	0	0.00%
SERVICES & SUPPLIES				
3400 Other Funds Ltd	57,317	57,317	0	0.00%
TOTAL SERVICES & SUPPLIES	\$57,317	\$57,317	\$0	0.00%
EXPENDITURES				
3400 Other Funds Ltd	57,317	57,317	0	0.00%
TOTAL EXPENDITURES	\$57,317	\$57,317	\$0	0.00%
ENDING BALANCE				
3400 Other Funds Ltd	(57,317)	(57,317)	0	0.00%
TOTAL ENDING BALANCE	(\$57,317)	(\$57,317)	\$0	0.00%

10/12/23

Page 26 of 109

ANA101A - Package Comparison Report - Detail  
ANA101A

7:15 AM





# Special Reports

Treasury, Oregon State

Agency Number: 17000

Package Comparison Report - Detail  
2023-25 Biennium  
Public Savings Services

Cross Reference Number: 17000-020-00-00-00000

Package: Standard Inflation

Pkg Group: ESS Pkg Type: 030 Pkg Number: 031

Description	Governor's Budget (Y-01)	Leg. Adopted Budget (Z-01)	Column 2 Minus Column 1	% Change from Column 1 to Column 2
	Column 1	Column 2		

## EXPENDITURES

### SERVICES & SUPPLIES

#### 4100 Instate Travel

3400 Other Funds Ltd	1,727	1,727	0	0.00%
----------------------	-------	-------	---	-------

#### 4125 Out of State Travel

3400 Other Funds Ltd	1,962	1,962	0	0.00%
----------------------	-------	-------	---	-------

#### 4150 Employee Training

3400 Other Funds Ltd	1,294	1,294	0	0.00%
----------------------	-------	-------	---	-------

#### 4175 Office Expenses

3400 Other Funds Ltd	5,297	5,297	0	0.00%
----------------------	-------	-------	---	-------

#### 4200 Telecommunications

3400 Other Funds Ltd	1,131	1,131	0	0.00%
----------------------	-------	-------	---	-------

#### 4250 Data Processing

3400 Other Funds Ltd	2,209	2,209	0	0.00%
----------------------	-------	-------	---	-------

#### 4275 Publicity and Publications

3400 Other Funds Ltd	9,822	9,822	0	0.00%
----------------------	-------	-------	---	-------

#### 4300 Professional Services

3400 Other Funds Ltd	720,696	720,696	0	0.00%
----------------------	---------	---------	---	-------

#### 4325 Attorney General

10/12/23

Page 27 of 109

ANA101A - Package Comparison Report - Detail  
ANA101A

7:15 AM



# Special Reports

**Treasury, Oregon State**

**Agency Number: 17000**

**Package Comparison Report - Detail  
2023-25 Biennium  
Public Savings Services**

**Cross Reference Number: 17000-020-00-00-00000**

**Package: Standard Inflation**

**Pkg Group: ESS Pkg Type: 030 Pkg Number: 031**

Description	Governor's Budget (Y-01)	Leg. Adopted Budget (Z-01)	Column 2 Minus Column 1	% Change from Column 1 to Column 2
	Column 1	Column 2		
3400 Other Funds Ltd	124,079	124,079	0	0.00%
<b>4375 Employee Recruitment and Develop</b>				
3400 Other Funds Ltd	115	115	0	0.00%
<b>4400 Dues and Subscriptions</b>				
3400 Other Funds Ltd	1,565	1,565	0	0.00%
<b>4425 Facilities Rental and Taxes</b>				
3400 Other Funds Ltd	61,640	61,640	0	0.00%
<b>4575 Agency Program Related S and S</b>				
3400 Other Funds Ltd	5,060	5,060	0	0.00%
<b>4650 Other Services and Supplies</b>				
3400 Other Funds Ltd	417	417	0	0.00%
<b>4700 Expendable Prop 250 - 5000</b>				
3400 Other Funds Ltd	69	69	0	0.00%
<b>4715 IT Expendable Property</b>				
3400 Other Funds Ltd	36	36	0	0.00%
<b>SERVICES &amp; SUPPLIES</b>				
3400 Other Funds Ltd	937,119	937,119	0	0.00%
<b>TOTAL SERVICES &amp; SUPPLIES</b>	<b>\$937,119</b>	<b>\$937,119</b>	<b>\$0</b>	<b>0.00%</b>

**EXPENDITURES**

10/12/23

Page 28 of 109

ANA101A - Package Comparison Report - Detail  
ANA101A

7:15 AM



# Special Reports

**Treasury, Oregon State**

**Agency Number: 17000**

**Package Comparison Report - Detail**  
**2023-25 Biennium**  
**Public Savings Services**

**Cross Reference Number: 17000-020-00-00-00000**

**Package: Standard Inflation**

**Pkg Group: ESS Pkg Type: 030 Pkg Number: 031**

Description	Governor's Budget (Y-01)	Leg. Adopted Budget (Z-01)	Column 2 Minus Column 1	% Change from Column 1 to Column 2
	Column 1	Column 2		
3400 Other Funds Ltd	937,119	937,119	0	0.00%
<b>TOTAL EXPENDITURES</b>	<b>\$937,119</b>	<b>\$937,119</b>	<b>\$0</b>	<b>0.00%</b>
<b>ENDING BALANCE</b>				
3400 Other Funds Ltd	(937,119)	(937,119)	0	0.00%
<b>TOTAL ENDING BALANCE</b>	<b>(\$937,119)</b>	<b>(\$937,119)</b>	<b>\$0</b>	<b>0.00%</b>

10/12/23

Page 29 of 109

ANA101A - Package Comparison Report - Detail  
ANA101A

7:15 AM



# Special Reports

Treasury, Oregon State

Agency Number: 17000

Package Comparison Report - Detail  
2023-25 Biennium  
Public Savings Services

Cross Reference Number: 17000-020-00-00-00000  
Package: Technical Adjustments  
Pkg Group: ESS Pkg Type: 060 Pkg Number: 060

Description	Governor's Budget (Y-01)	Leg. Adopted Budget (Z-01)	Column 2 Minus Column 1	% Change from Column 1 to Column 2
	Column 1	Column 2		
EXPENDITURES				
SERVICES & SUPPLIES				
4425 Facilities Rental and Taxes				
3400 Other Funds Ltd	(117,533)	(117,533)	0	0.00%
SERVICES & SUPPLIES				
3400 Other Funds Ltd	(117,533)	(117,533)	0	0.00%
TOTAL SERVICES & SUPPLIES	(\$117,533)	(\$117,533)	\$0	0.00%
EXPENDITURES				
3400 Other Funds Ltd	(117,533)	(117,533)	0	0.00%
TOTAL EXPENDITURES	(\$117,533)	(\$117,533)	\$0	0.00%
ENDING BALANCE				
3400 Other Funds Ltd	117,533	117,533	0	0.00%
TOTAL ENDING BALANCE	\$117,533	\$117,533	\$0	0.00%

10/12/23

Page 30 of 109

ANA101A - Package Comparison Report - Detail  
ANA101A

7:15 AM



# Special Reports

Treasury, Oregon State

Agency Number: 17000

Package Comparison Report - Detail  
2023-25 Biennium  
Public Savings Services

Cross Reference Number: 17000-020-00-00-00000  
Package: Revenue Shortfalls  
Pkg Group: POL Pkg Type: 070 Pkg Number: 070

Description	Governor's Budget (Y-01)	Leg. Adopted Budget (Z-01)	Column 2 Minus Column 1	% Change from Column 1 to Column 2
	Column 1	Column 2		
EXPENDITURES				
SERVICES & SUPPLIES				
4300 Professional Services				
3400 Other Funds Ltd	(2,195,466)	(2,195,466)	0	0.00%
SERVICES & SUPPLIES				
3400 Other Funds Ltd	(2,195,466)	(2,195,466)	0	0.00%
TOTAL SERVICES & SUPPLIES	(\$2,195,466)	(\$2,195,466)	\$0	0.00%
EXPENDITURES				
3400 Other Funds Ltd	(2,195,466)	(2,195,466)	0	0.00%
TOTAL EXPENDITURES	(\$2,195,466)	(\$2,195,466)	\$0	0.00%
ENDING BALANCE				
3400 Other Funds Ltd	2,195,466	2,195,466	0	0.00%
TOTAL ENDING BALANCE	\$2,195,466	\$2,195,466	\$0	0.00%

10/12/23

Page 31 of 109

ANA101A - Package Comparison Report - Detail  
ANA101A

7:15 AM



# Special Reports

Treasury, Oregon State

Agency Number: 17000

Package Comparison Report - Detail  
2023-25 Biennium  
Public Savings Services

Cross Reference Number: 17000-020-00-00-00000  
Package: June 2022 Emergency Board  
Pkg Group: POL Pkg Type: 080 Pkg Number: 081

Description	Governor's Budget (Y-01)	Leg. Adopted Budget (Z-01)	Column 2 Minus Column 1	% Change from Column 1 to Column 2
	Column 1	Column 2		
2000				
2010 Transfer Out - Intrafund				
3400 Other Funds Ltd	(5,344)	(5,344)	0	0.00%
AVAILABLE REVENUES				
3400 Other Funds Ltd	(5,344)	(5,344)	0	0.00%
TOTAL AVAILABLE REVENUES	(\$5,344)	(\$5,344)	\$0	0.00%
ENDING BALANCE				
3400 Other Funds Ltd	(5,344)	(5,344)	0	0.00%
TOTAL ENDING BALANCE	(\$5,344)	(\$5,344)	\$0	0.00%

10/12/23

Page 32 of 109

ANA101A - Package Comparison Report - Detail  
ANA101A

7:15 AM



# Special Reports

Treasury, Oregon State

Agency Number: 17000

Package Comparison Report - Detail  
2023-25 Biennium  
Public Savings Services

Cross Reference Number: 17000-020-00-00-00000  
Package: Statewide AG Adjustment  
Pkg Group: POL Pkg Type: 090 Pkg Number: 092

Description	Governor's Budget (Y-01)	Leg. Adopted Budget (Z-01)	Column 2 Minus Column 1	% Change from Column 1 to Column 2
	Column 1	Column 2		
EXPENDITURES				
SERVICES & SUPPLIES				
4325 Attorney General				
3400 Other Funds Ltd	(38,174)	-	38,174	100.00%
SERVICES & SUPPLIES				
3400 Other Funds Ltd	(38,174)	-	38,174	100.00%
TOTAL SERVICES & SUPPLIES	(\$38,174)	-	\$38,174	100.00%
EXPENDITURES				
3400 Other Funds Ltd	(38,174)	-	38,174	100.00%
TOTAL EXPENDITURES	(\$38,174)	-	\$38,174	100.00%
ENDING BALANCE				
3400 Other Funds Ltd	38,174	-	(38,174)	(100.00%)
TOTAL ENDING BALANCE	\$38,174	-	(\$38,174)	(100.00%)

10/12/23

Page 33 of 109

ANA101A - Package Comparison Report - Detail  
ANA101A

7:15 AM



# Special Reports

**Treasury, Oregon State**

**Agency Number: 17000**

**Package Comparison Report - Detail**  
**2023-25 Biennium**  
**Public Savings Services**

**Cross Reference Number: 17000-020-00-00-00000**  
**Package: Ready, Resilient Operations: IT**  
**Pkg Group: POL Pkg Type: POL Pkg Number: 101**

Description	Governor's Budget (Y-01)	Leg. Adopted Budget (Z-01)	Column 2 Minus Column 1	% Change from Column 1 to Column 2
	Column 1	Column 2		
2000				
2010 Transfer Out - Intrafund				
3400 Other Funds Ltd	(70,531)	(35,519)	35,012	49.64%
AVAILABLE REVENUES				
3400 Other Funds Ltd	(70,531)	(35,519)	35,012	49.64%
TOTAL AVAILABLE REVENUES	(\$70,531)	(\$35,519)	\$35,012	49.64%
ENDING BALANCE				
3400 Other Funds Ltd	(70,531)	(35,519)	35,012	49.64%
TOTAL ENDING BALANCE	(\$70,531)	(\$35,519)	\$35,012	49.64%

10/12/23

Page 34 of 109

ANA101A - Package Comparison Report - Detail  
ANA101A

7:15 AM





# Special Reports

Treasury, Oregon State

Agency Number: 17000

Package Comparison Report - Detail  
2023-25 Biennium  
Public Savings Services

Cross Reference Number: 17000-020-00-00-00000  
Package: Capacity & Resilience: Government Services  
Pkg Group: POL Pkg Type: POL Pkg Number: 103

Description	Governor's Budget (Y-01)	Leg. Adopted Budget (Z-01)	Column 2 Minus Column 1	% Change from Column 1 to Column 2
	Column 1	Column 2		
2000				
2010 Transfer Out - Intrafund				
3400 Other Funds Ltd	(12,506)	(11,933)	573	4.58%
AVAILABLE REVENUES				
3400 Other Funds Ltd	(12,506)	(11,933)	573	4.58%
TOTAL AVAILABLE REVENUES	(\$12,506)	(\$11,933)	\$573	4.58%
ENDING BALANCE				
3400 Other Funds Ltd	(12,506)	(11,933)	573	4.58%
TOTAL ENDING BALANCE	(\$12,506)	(\$11,933)	\$573	4.58%

10/12/23

Page 35 of 109

ANA101A - Package Comparison Report - Detail  
ANA101A

7:15 AM



# Special Reports

Treasury, Oregon State

Agency Number: 17000

Package Comparison Report - Detail  
2023-25 Biennium  
Public Savings Services

Cross Reference Number: 17000-020-00-00-00000  
Package: Statewide Adjustments  
Pkg Group: POL Pkg Type: LFO Pkg Number: 810

Description	Governor's Budget (Y-01)	Leg. Adopted Budget (Z-01)	Column 2 Minus Column 1	% Change from Column 1 to Column 2
	Column 1	Column 2		
EXPENDITURES				
SERVICES & SUPPLIES				
4325 Attorney General				
3400 Other Funds Ltd	-	(17,554)	(17,554)	100.00%
SERVICES & SUPPLIES				
3400 Other Funds Ltd	-	(17,554)	(17,554)	100.00%
TOTAL SERVICES & SUPPLIES	-	(\$17,554)	(\$17,554)	100.00%
EXPENDITURES				
3400 Other Funds Ltd	-	(17,554)	(17,554)	100.00%
TOTAL EXPENDITURES	-	(\$17,554)	(\$17,554)	100.00%
ENDING BALANCE				
3400 Other Funds Ltd	-	17,554	17,554	100.00%
TOTAL ENDING BALANCE	-	\$17,554	\$17,554	100.00%

10/12/23

Page 36 of 109

ANA101A - Package Comparison Report - Detail  
ANA101A

7:15 AM



# Special Reports

Treasury, Oregon State

Agency Number: 17000

Package Comparison Report - Detail  
2023-25 Biennium  
Public Savings Services

Cross Reference Number: 17000-020-00-00-00000  
Package: Policy Bills  
Pkg Group: POL Pkg Type: LFO Pkg Number: 813

Description	Governor's Budget (Y-01)	Leg. Adopted Budget (Z-01)	Column 2 Minus Column 1	% Change from Column 1 to Column 2
	Column 1	Column 2		
2000				
2010 Transfer Out - Intrafund				
3400 Other Funds Ltd	-	(2,660)	(2,660)	100.00%
AVAILABLE REVENUES				
3400 Other Funds Ltd	-	(2,660)	(2,660)	100.00%
TOTAL AVAILABLE REVENUES	-	(\$2,660)	(\$2,660)	100.00%
ENDING BALANCE				
3400 Other Funds Ltd	-	(2,660)	(2,660)	100.00%
TOTAL ENDING BALANCE	-	(\$2,660)	(\$2,660)	100.00%

10/12/23

Page 37 of 109

ANA101A - Package Comparison Report - Detail  
ANA101A

7:15 AM



# Special Reports

Treasury, Oregon State

Agency Number: 17000

Package Comparison Report - Detail  
2023-25 Biennium  
Investment Services

Cross Reference Number: 17000-030-00-00-00000  
Package: Vacancy Factor and Non-ORPICS Personal Services  
Pkg Group: ESS Pkg Type: 010 Pkg Number: 010

Description	Governor's Budget (Y-01)	Leg. Adopted Budget (Z-01)	Column 2 Minus Column 1	% Change from Column 1 to Column 2
	Column 1	Column 2		

EXPENDITURES

PERSONAL SERVICES

SALARIES & WAGES

3160 Temporary Appointments

3400 Other Funds Ltd	1,522	1,522	0	0.00%
----------------------	-------	-------	---	-------

3170 Overtime Payments

3400 Other Funds Ltd	119	119	0	0.00%
----------------------	-----	-----	---	-------

3190 All Other Differential

3400 Other Funds Ltd	157,444	157,444	0	0.00%
----------------------	---------	---------	---	-------

SALARIES & WAGES

3400 Other Funds Ltd	159,085	159,085	0	0.00%
----------------------	---------	---------	---	-------

TOTAL SALARIES & WAGES

\$159,085	\$159,085	\$0	0.00%
-----------	-----------	-----	-------

OTHER PAYROLL EXPENSES

3220 Public Employees Retire Cont

3400 Other Funds Ltd	28,235	28,235	0	0.00%
----------------------	--------	--------	---	-------

3221 Pension Obligation Bond

3400 Other Funds Ltd	199,116	199,116	0	0.00%
----------------------	---------	---------	---	-------

3230 Social Security Taxes

3400 Other Funds Ltd	12,170	12,170	0	0.00%
----------------------	--------	--------	---	-------

10/12/23

Page 38 of 109

ANA101A - Package Comparison Report - Detail  
ANA101A

7:15 AM



# Special Reports

Treasury, Oregon State

Agency Number: 17000

Package Comparison Report - Detail  
2023-25 Biennium  
Investment Services

Cross Reference Number: 17000-030-00-00-00000  
Package: Vacancy Factor and Non-ORPICS Personal Services  
Pkg Group: ESS Pkg Type: 010 Pkg Number: 010

Description	Governor's Budget (Y-01)	Leg. Adopted Budget (Z-01)	Column 2 Minus Column 1	% Change from Column 1 to Column 2
	Column 1	Column 2		
<b>3240 Unemployment Assessments</b>				
3400 Other Funds Ltd	302	302	0	0.00%
<b>3241 Paid Family Medical Leave Insurance</b>				
3400 Other Funds Ltd	630	630	0	0.00%
<b>3260 Mass Transit Tax</b>				
3400 Other Funds Ltd	22,946	22,946	0	0.00%
<b>OTHER PAYROLL EXPENSES</b>				
3400 Other Funds Ltd	263,399	263,399	0	0.00%
<b>TOTAL OTHER PAYROLL EXPENSES</b>	<b>\$263,399</b>	<b>\$263,399</b>	<b>\$0</b>	<b>0.00%</b>
<b>P.S. BUDGET ADJUSTMENTS</b>				
<b>3455 Vacancy Savings</b>				
3400 Other Funds Ltd	(229,036)	(229,036)	0	0.00%
<b>PERSONAL SERVICES</b>				
3400 Other Funds Ltd	193,448	193,448	0	0.00%
<b>TOTAL PERSONAL SERVICES</b>	<b>\$193,448</b>	<b>\$193,448</b>	<b>\$0</b>	<b>0.00%</b>
<b>EXPENDITURES</b>				
3400 Other Funds Ltd	193,448	193,448	0	0.00%
<b>TOTAL EXPENDITURES</b>	<b>\$193,448</b>	<b>\$193,448</b>	<b>\$0</b>	<b>0.00%</b>
<b>ENDING BALANCE</b>				

10/12/23

Page 39 of 109

ANA101A - Package Comparison Report - Detail  
ANA101A

7:15 AM



# Special Reports

**Treasury, Oregon State**

**Agency Number: 17000**

**Package Comparison Report - Detail**  
**2023-25 Biennium**  
**Investment Services**

**Cross Reference Number: 17000-030-00-00-00000**  
**Package: Vacancy Factor and Non-ORPICS Personal Services**  
**Pkg Group: ESS Pkg Type: 010 Pkg Number: 010**

Description	Governor's Budget (Y-01)	Leg. Adopted Budget (Z-01)	Column 2 Minus Column 1	% Change from Column 1 to Column 2
	Column 1	Column 2		
3400 Other Funds Ltd	(193,448)	(193,448)	0	0.00%
<b>TOTAL ENDING BALANCE</b>	<b>(\$193,448)</b>	<b>(\$193,448)</b>	<b>\$0</b>	<b>0.00%</b>

10/12/23

Page 40 of 109

ANA101A - Package Comparison Report - Detail  
ANA101A

7:15 AM



# Special Reports

Treasury, Oregon State

Agency Number: 17000

Package Comparison Report - Detail  
2023-25 Biennium  
Investment Services

Cross Reference Number: 17000-030-00-00-00000  
Package: Phase-out Pgm & One-time Costs  
Pkg Group: ESS Pkg Type: 020 Pkg Number: 022

Description	Governor's Budget (Y-01)	Leg. Adopted Budget (Z-01)	Column 2 Minus Column 1	% Change from Column 1 to Column 2
	Column 1	Column 2		
EXPENDITURES				
SERVICES & SUPPLIES				
4700 Expendable Prop 250 - 5000				
3400 Other Funds Ltd	(12,591)	(12,591)	0	0.00%
4715 IT Expendable Property				
3400 Other Funds Ltd	(11,976)	(11,976)	0	0.00%
SERVICES & SUPPLIES				
3400 Other Funds Ltd	(24,567)	(24,567)	0	0.00%
TOTAL SERVICES & SUPPLIES	(\$24,567)	(\$24,567)	\$0	0.00%
EXPENDITURES				
3400 Other Funds Ltd	(24,567)	(24,567)	0	0.00%
TOTAL EXPENDITURES	(\$24,567)	(\$24,567)	\$0	0.00%
ENDING BALANCE				
3400 Other Funds Ltd	24,567	24,567	0	0.00%
TOTAL ENDING BALANCE	\$24,567	\$24,567	\$0	0.00%

10/12/23

Page 41 of 109

ANA101A - Package Comparison Report - Detail  
ANA101A

7:15 AM



# Special Reports

Treasury, Oregon State

Agency Number: 17000

Package Comparison Report - Detail  
2023-25 Biennium  
Investment Services

Cross Reference Number: 17000-030-00-00-00000

Package: Standard Inflation

Pkg Group: ESS Pkg Type: 030 Pkg Number: 031

Description	Governor's Budget (Y-01)	Leg. Adopted Budget (Z-01)	Column 2 Minus Column 1	% Change from Column 1 to Column 2
	Column 1	Column 2		

## EXPENDITURES

### SERVICES & SUPPLIES

#### 4100 Instate Travel

3400 Other Funds Ltd	458	458	0	0.00%
----------------------	-----	-----	---	-------

#### 4125 Out of State Travel

3400 Other Funds Ltd	9,007	9,007	0	0.00%
----------------------	-------	-------	---	-------

#### 4150 Employee Training

3400 Other Funds Ltd	14,050	14,050	0	0.00%
----------------------	--------	--------	---	-------

#### 4175 Office Expenses

3400 Other Funds Ltd	3,038	3,038	0	0.00%
----------------------	-------	-------	---	-------

#### 4200 Telecommunications

3400 Other Funds Ltd	6,068	6,068	0	0.00%
----------------------	-------	-------	---	-------

#### 4225 State Gov. Service Charges

3400 Other Funds Ltd	114,153	114,153	0	0.00%
----------------------	---------	---------	---	-------

#### 4250 Data Processing

3400 Other Funds Ltd	10,656	10,656	0	0.00%
----------------------	--------	--------	---	-------

#### 4275 Publicity and Publications

3400 Other Funds Ltd	100	100	0	0.00%
----------------------	-----	-----	---	-------

#### 4300 Professional Services

10/12/23

Page 42 of 109

ANA101A - Package Comparison Report - Detail  
ANA101A

7:15 AM





# Special Reports

Treasury, Oregon State

Agency Number: 17000

Package Comparison Report - Detail  
2023-25 Biennium  
Investment Services

Cross Reference Number: 17000-030-00-00-00000

Package: Standard Inflation

Pkg Group: ESS Pkg Type: 030 Pkg Number: 031

Description	Governor's Budget (Y-01)	Leg. Adopted Budget (Z-01)	Column 2 Minus Column 1	% Change from Column 1 to Column 2
	Column 1	Column 2		
3400 Other Funds Ltd	97,381	97,381	0	0.00%
<b>4315 IT Professional Services</b>				
3400 Other Funds Ltd	4,906	4,906	0	0.00%
<b>4325 Attorney General</b>				
3400 Other Funds Ltd	52,544	52,544	0	0.00%
<b>4375 Employee Recruitment and Develop</b>				
3400 Other Funds Ltd	1,574	1,574	0	0.00%
<b>4400 Dues and Subscriptions</b>				
3400 Other Funds Ltd	7,114	7,114	0	0.00%
<b>4425 Facilities Rental and Taxes</b>				
3400 Other Funds Ltd	278,715	278,715	0	0.00%
<b>4475 Facilities Maintenance</b>				
3400 Other Funds Ltd	381	381	0	0.00%
<b>4575 Agency Program Related S and S</b>				
3400 Other Funds Ltd	24,139	24,139	0	0.00%
<b>4650 Other Services and Supplies</b>				
3400 Other Funds Ltd	1,068	1,068	0	0.00%
<b>4700 Expendable Prop 250 - 5000</b>				
3400 Other Funds Ltd	237	237	0	0.00%

10/12/23

Page 43 of 109

ANA101A - Package Comparison Report - Detail

ANA101A

7:15 AM



# Special Reports

Treasury, Oregon State

Agency Number: 17000

Package Comparison Report - Detail  
2023-25 Biennium  
Investment Services

Cross Reference Number: 17000-030-00-00-00000

Package: Standard Inflation

Pkg Group: ESS Pkg Type: 030 Pkg Number: 031

Description	Governor's Budget (Y-01)	Leg. Adopted Budget (Z-01)	Column 2 Minus Column 1	% Change from Column 1 to Column 2
	Column 1	Column 2		
<b>4715 IT Expendable Property</b>				
3400 Other Funds Ltd	521	521	0	0.00%
<b>SERVICES &amp; SUPPLIES</b>				
3400 Other Funds Ltd	626,110	626,110	0	0.00%
<b>TOTAL SERVICES &amp; SUPPLIES</b>	<b>\$626,110</b>	<b>\$626,110</b>	<b>\$0</b>	<b>0.00%</b>
<b>CAPITAL OUTLAY</b>				
<b>5200 Technical Equipment</b>				
3400 Other Funds Ltd	6,714	6,714	0	0.00%
<b>EXPENDITURES</b>				
3400 Other Funds Ltd	632,824	632,824	0	0.00%
<b>TOTAL EXPENDITURES</b>	<b>\$632,824</b>	<b>\$632,824</b>	<b>\$0</b>	<b>0.00%</b>
<b>ENDING BALANCE</b>				
3400 Other Funds Ltd	(632,824)	(632,824)	0	0.00%
<b>TOTAL ENDING BALANCE</b>	<b>(\$632,824)</b>	<b>(\$632,824)</b>	<b>\$0</b>	<b>0.00%</b>

10/12/23

Page 44 of 109

ANA101A - Package Comparison Report - Detail  
ANA101A

7:15 AM



# Special Reports

Treasury, Oregon State

Agency Number: 17000

Package Comparison Report - Detail

Cross Reference Number: 17000-030-00-00-00000

2023-25 Biennium

Package: Technical Adjustments

Investment Services

Pkg Group: ESS Pkg Type: 060 Pkg Number: 060

Description	Governor's Budget (Y-01)	Leg. Adopted Budget (Z-01)	Column 2 Minus Column 1	% Change from Column 1 to Column 2
	Column 1	Column 2		
EXPENDITURES				
SERVICES & SUPPLIES				
4425 Facilities Rental and Taxes				
3400 Other Funds Ltd	777,839	777,839	0	0.00%
4575 Agency Program Related S and S				
3400 Other Funds Ltd	166,578	166,578	0	0.00%
SERVICES & SUPPLIES				
3400 Other Funds Ltd	944,417	944,417	0	0.00%
TOTAL SERVICES & SUPPLIES	\$944,417	\$944,417	\$0	0.00%
CAPITAL OUTLAY				
5200 Technical Equipment				
3400 Other Funds Ltd	(166,578)	(166,578)	0	0.00%
EXPENDITURES				
3400 Other Funds Ltd	777,839	777,839	0	0.00%
TOTAL EXPENDITURES	\$777,839	\$777,839	\$0	0.00%
ENDING BALANCE				
3400 Other Funds Ltd	(777,839)	(777,839)	0	0.00%
TOTAL ENDING BALANCE	(\$777,839)	(\$777,839)	\$0	0.00%

10/12/23

Page 45 of 109

ANA101A - Package Comparison Report - Detail

ANA101A

7:15 AM



# Special Reports

Treasury, Oregon State

Agency Number: 17000

Package Comparison Report - Detail  
2023-25 Biennium  
Investment Services

Cross Reference Number: 17000-030-00-00-00000  
Package: June 2022 Emergency Board  
Pkg Group: POL Pkg Type: 080 Pkg Number: 081

Description	Governor's Budget (Y-01)	Leg. Adopted Budget (Z-01)	Column 2 Minus Column 1	% Change from Column 1 to Column 2
	Column 1	Column 2		
2000				
2010 Transfer Out - Intrafund				
3400 Other Funds Ltd	(73,102)	(73,102)	0	0.00%
AVAILABLE REVENUES				
3400 Other Funds Ltd	(73,102)	(73,102)	0	0.00%
TOTAL AVAILABLE REVENUES	(\$73,102)	(\$73,102)	\$0	0.00%
ENDING BALANCE				
3400 Other Funds Ltd	(73,102)	(73,102)	0	0.00%
TOTAL ENDING BALANCE	(\$73,102)	(\$73,102)	\$0	0.00%

10/12/23

Page 46 of 109

ANA101A - Package Comparison Report - Detail  
ANA101A

7:15 AM



# Special Reports

Treasury, Oregon State

Agency Number: 17000

Package Comparison Report - Detail  
2023-25 Biennium  
Investment Services

Cross Reference Number: 17000-030-00-00-00000  
Package: Statewide AG Adjustment  
Pkg Group: POL Pkg Type: 090 Pkg Number: 092

Description	Governor's Budget (Y-01)	Leg. Adopted Budget (Z-01)	Column 2 Minus Column 1	% Change from Column 1 to Column 2
	Column 1	Column 2		
EXPENDITURES				
SERVICES & SUPPLIES				
4325 Attorney General				
3400 Other Funds Ltd	(16,166)	-	16,166	100.00%
SERVICES & SUPPLIES				
3400 Other Funds Ltd	(16,166)	-	16,166	100.00%
TOTAL SERVICES & SUPPLIES	(\$16,166)	-	\$16,166	100.00%
EXPENDITURES				
3400 Other Funds Ltd	(16,166)	-	16,166	100.00%
TOTAL EXPENDITURES	(\$16,166)	-	\$16,166	100.00%
ENDING BALANCE				
3400 Other Funds Ltd	16,166	-	(16,166)	(100.00%)
TOTAL ENDING BALANCE	\$16,166	-	(\$16,166)	(100.00%)

10/12/23

Page 47 of 109

ANA101A - Package Comparison Report - Detail  
ANA101A

7:15 AM



# Special Reports

Treasury, Oregon State

Agency Number: 17000

Package Comparison Report - Detail  
2023-25 Biennium  
Investment Services

Cross Reference Number: 17000-030-00-00-00000  
Package: Statewide Adjustment DAS Chgs  
Pkg Group: POL Pkg Type: 090 Pkg Number: 093

Description	Governor's Budget (Y-01)	Leg. Adopted Budget (Z-01)	Column 2 Minus Column 1	% Change from Column 1 to Column 2
	Column 1	Column 2		
EXPENDITURES				
SERVICES & SUPPLIES				
4575 Agency Program Related S and S				
3400 Other Funds Ltd	(76,314)	-	76,314	100.00%
SERVICES & SUPPLIES				
3400 Other Funds Ltd	(76,314)	-	76,314	100.00%
TOTAL SERVICES & SUPPLIES	(\$76,314)	-	\$76,314	100.00%
EXPENDITURES				
3400 Other Funds Ltd	(76,314)	-	76,314	100.00%
TOTAL EXPENDITURES	(\$76,314)	-	\$76,314	100.00%
ENDING BALANCE				
3400 Other Funds Ltd	76,314	-	(76,314)	(100.00%)
TOTAL ENDING BALANCE	\$76,314	-	(\$76,314)	(100.00%)

10/12/23

Page 48 of 109

ANA101A - Package Comparison Report - Detail  
ANA101A

7:15 AM



# Special Reports

Treasury, Oregon State

Agency Number: 17000

Package Comparison Report - Detail  
2023-25 Biennium  
Investment Services

Cross Reference Number: 17000-030-00-00-00000  
Package: Ready, Resilient Operations: IT  
Pkg Group: POL Pkg Type: POL Pkg Number: 101

Description	Governor's Budget (Y-01)	Leg. Adopted Budget (Z-01)	Column 2 Minus Column 1	% Change from Column 1 to Column 2
	Column 1	Column 2		
2000				
2010 Transfer Out - Intrafund				
3400 Other Funds Ltd	(964,699)	(498,318)	466,381	48.34%
AVAILABLE REVENUES				
3400 Other Funds Ltd	(964,699)	(498,318)	466,381	48.34%
TOTAL AVAILABLE REVENUES	(\$964,699)	(\$498,318)	\$466,381	48.34%
ENDING BALANCE				
3400 Other Funds Ltd	(964,699)	(498,318)	466,381	48.34%
TOTAL ENDING BALANCE	(\$964,699)	(\$498,318)	\$466,381	48.34%

10/12/23

Page 49 of 109

ANA101A - Package Comparison Report - Detail  
ANA101A

7:15 AM



# Special Reports

## Treasury, Oregon State

Agency Number: 17000

Package Comparison Report - Detail  
2023-25 Biennium  
Investment Services

Cross Reference Number: 17000-030-00-00-00000  
Package: Capacity & Resilience: Government Services  
Pkg Group: POL Pkg Type: POL Pkg Number: 103

Description	Governor's Budget (Y-01)	Leg. Adopted Budget (Z-01)	Column 2 Minus Column 1	% Change from Column 1 to Column 2
	Column 1	Column 2		
2000				
2010 Transfer Out - Intrafund				
3400 Other Funds Ltd	(171,057)	(167,433)	3,624	2.12%
AVAILABLE REVENUES				
3400 Other Funds Ltd	(171,057)	(167,433)	3,624	2.12%
TOTAL AVAILABLE REVENUES	(\$171,057)	(\$167,433)	\$3,624	2.12%
ENDING BALANCE				
3400 Other Funds Ltd	(171,057)	(167,433)	3,624	2.12%
TOTAL ENDING BALANCE	(\$171,057)	(\$167,433)	\$3,624	2.12%

10/12/23

Page 50 of 109

ANA101A - Package Comparison Report - Detail  
ANA101A

7:15 AM





# Special Reports

Treasury, Oregon State

Agency Number: 17000

Package Comparison Report - Detail  
2023-25 Biennium  
Investment Services

Cross Reference Number: 17000-030-00-00-00000  
Package: Portfolio Governance: Investments  
Pkg Group: POL Pkg Type: POL Pkg Number: 104

Description	Governor's Budget (Y-01)	Leg. Adopted Budget (Z-01)	Column 2 Minus Column 1	% Change from Column 1 to Column 2
	Column 1	Column 2		

## EXPENDITURES

### PERSONAL SERVICES

#### SALARIES & WAGES

##### 3110 Class/Unclass Sal. and Per Diem

3400 Other Funds Ltd	229,086	229,086	0	0.00%
----------------------	---------	---------	---	-------

#### SALARIES & WAGES

3400 Other Funds Ltd	229,086	229,086	0	0.00%
----------------------	---------	---------	---	-------

<b>TOTAL SALARIES &amp; WAGES</b>	<b>\$229,086</b>	<b>\$229,086</b>	<b>\$0</b>	<b>0.00%</b>
-----------------------------------	------------------	------------------	------------	--------------

### OTHER PAYROLL EXPENSES

##### 3210 Empl. Rel. Bd. Assessments

3400 Other Funds Ltd	48	48	0	0.00%
----------------------	----	----	---	-------

##### 3220 Public Employees Retire Cont

3400 Other Funds Ltd	41,052	41,052	0	0.00%
----------------------	--------	--------	---	-------

##### 3230 Social Security Taxes

3400 Other Funds Ltd	17,525	17,525	0	0.00%
----------------------	--------	--------	---	-------

##### 3241 Paid Family Medical Leave Insurance

3400 Other Funds Ltd	916	916	0	0.00%
----------------------	-----	-----	---	-------

##### 3250 Workers Comp. Assess. (WCD)

3400 Other Funds Ltd	42	42	0	0.00%
----------------------	----	----	---	-------

10/12/23

Page 51 of 109

ANA101A - Package Comparison Report - Detail  
ANA101A

7:15 AM



# Special Reports

Treasury, Oregon State

Agency Number: 17000

Package Comparison Report - Detail  
2023-25 Biennium  
Investment Services

Cross Reference Number: 17000-030-00-00-00000  
Package: Portfolio Governance: Investments  
Pkg Group: POL Pkg Type: POL Pkg Number: 104

Description	Governor's Budget (Y-01)	Leg. Adopted Budget (Z-01)	Column 2 Minus Column 1	% Change from Column 1 to Column 2
	Column 1	Column 2		
<b>3270 Flexible Benefits</b>				
3400 Other Funds Ltd	36,300	36,300	0	0.00%
<b>OTHER PAYROLL EXPENSES</b>				
3400 Other Funds Ltd	95,883	95,883	0	0.00%
<b>TOTAL OTHER PAYROLL EXPENSES</b>	<b>\$95,883</b>	<b>\$95,883</b>	<b>\$0</b>	<b>0.00%</b>
<b>PERSONAL SERVICES</b>				
3400 Other Funds Ltd	324,969	324,969	0	0.00%
<b>TOTAL PERSONAL SERVICES</b>	<b>\$324,969</b>	<b>\$324,969</b>	<b>\$0</b>	<b>0.00%</b>
<b>SERVICES &amp; SUPPLIES</b>				
<b>4100 Instate Travel</b>				
3400 Other Funds Ltd	815	815	0	0.00%
<b>4125 Out of State Travel</b>				
3400 Other Funds Ltd	2,500	2,500	0	0.00%
<b>4150 Employee Training</b>				
3400 Other Funds Ltd	6,873	6,873	0	0.00%
<b>4175 Office Expenses</b>				
3400 Other Funds Ltd	3,260	3,260	0	0.00%
<b>4200 Telecommunications</b>				
3400 Other Funds Ltd	3,804	3,804	0	0.00%

10/12/23

Page 52 of 109

ANA101A - Package Comparison Report - Detail  
ANA101A

7:15 AM



# Special Reports

Treasury, Oregon State

Agency Number: 17000

Package Comparison Report - Detail  
2023-25 Biennium  
Investment Services

Cross Reference Number: 17000-030-00-00-00000  
Package: Portfolio Governance: Investments  
Pkg Group: POL Pkg Type: POL Pkg Number: 104

Description	Governor's Budget (Y-01)	Leg. Adopted Budget (Z-01)	Column 2 Minus Column 1	% Change from Column 1 to Column 2
	Column 1	Column 2		
<b>4250 Data Processing</b>				
3400 Other Funds Ltd	1,052	1,052	0	0.00%
<b>4275 Publicity and Publications</b>				
3400 Other Funds Ltd	595	595	0	0.00%
<b>4375 Employee Recruitment and Develop</b>				
3400 Other Funds Ltd	544	544	0	0.00%
<b>4400 Dues and Subscriptions</b>				
3400 Other Funds Ltd	595	595	0	0.00%
<b>4425 Facilities Rental and Taxes</b>				
3400 Other Funds Ltd	37,100	37,100	0	0.00%
<b>4650 Other Services and Supplies</b>				
3400 Other Funds Ltd	585	585	0	0.00%
<b>4700 Expendable Prop 250 - 5000</b>				
3400 Other Funds Ltd	4,373	4,373	0	0.00%
<b>4715 IT Expendable Property</b>				
3400 Other Funds Ltd	4,160	4,160	0	0.00%
<b>SERVICES &amp; SUPPLIES</b>				
3400 Other Funds Ltd	66,256	66,256	0	0.00%
<b>TOTAL SERVICES &amp; SUPPLIES</b>	<b>\$66,256</b>	<b>\$66,256</b>	<b>\$0</b>	<b>0.00%</b>

10/12/23

Page 53 of 109

ANA101A - Package Comparison Report - Detail  
ANA101A

7:15 AM



# Special Reports

Treasury, Oregon State

Agency Number: 17000

Package Comparison Report - Detail  
2023-25 Biennium  
Investment Services

Cross Reference Number: 17000-030-00-00-00000  
Package: Portfolio Governance: Investments  
Pkg Group: POL Pkg Type: POL Pkg Number: 104

Description	Governor's Budget (Y-01)	Leg. Adopted Budget (Z-01)	Column 2 Minus Column 1	% Change from Column 1 to Column 2
	Column 1	Column 2		
EXPENDITURES				
3400 Other Funds Ltd	391,225	391,225	0	0.00%
TOTAL EXPENDITURES	\$391,225	\$391,225	\$0	0.00%
ENDING BALANCE				
3400 Other Funds Ltd	(391,225)	(391,225)	0	0.00%
TOTAL ENDING BALANCE	(\$391,225)	(\$391,225)	\$0	0.00%
AUTHORIZED POSITIONS				
8150 Class/Unclass Positions	1	1	0	0.00%
AUTHORIZED FTE				
8250 Class/Unclass FTE Positions	0.92	0.92	0.00	0.00%

10/12/23

Page 54 of 109

ANA101A - Package Comparison Report - Detail  
ANA101A

7:15 AM



# Special Reports

Treasury, Oregon State

Agency Number: 17000

Package Comparison Report - Detail  
2023-25 Biennium  
Investment Services

Cross Reference Number: 17000-030-00-00-00000  
Package: Internal Controls & Support: Legal  
Pkg Group: POL Pkg Type: POL Pkg Number: 105

Description	Governor's Budget (Y-01)	Leg. Adopted Budget (Z-01)	Column 2 Minus Column 1	% Change from Column 1 to Column 2
	Column 1	Column 2		

EXPENDITURES

PERSONAL SERVICES

SALARIES & WAGES

3110 Class/Unclass Sal. and Per Diem

3400 Other Funds Ltd	872,124	519,288	(352,836)	(40.46%)
----------------------	---------	---------	-----------	----------

SALARIES & WAGES

3400 Other Funds Ltd	872,124	519,288	(352,836)	(40.46%)
----------------------	---------	---------	-----------	----------

<b>TOTAL SALARIES &amp; WAGES</b>	<b>\$872,124</b>	<b>\$519,288</b>	<b>(\$352,836)</b>	<b>(40.46%)</b>
-----------------------------------	------------------	------------------	--------------------	-----------------

OTHER PAYROLL EXPENSES

3210 Empl. Rel. Bd. Assessments

3400 Other Funds Ltd	192	96	(96)	(50.00%)
----------------------	-----	----	------	----------

3220 Public Employees Retire Cont

3400 Other Funds Ltd	156,285	93,056	(63,229)	(40.46%)
----------------------	---------	--------	----------	----------

3230 Social Security Taxes

3400 Other Funds Ltd	66,718	39,726	(26,992)	(40.46%)
----------------------	--------	--------	----------	----------

3241 Paid Family Medical Leave Insurance

3400 Other Funds Ltd	3,489	2,078	(1,411)	(40.44%)
----------------------	-------	-------	---------	----------

3250 Workers Comp. Assess. (WCD)

3400 Other Funds Ltd	168	84	(84)	(50.00%)
----------------------	-----	----	------	----------

10/12/23

Page 55 of 109

ANA101A - Package Comparison Report - Detail  
ANA101A

7:15 AM



# Special Reports

Treasury, Oregon State

Agency Number: 17000

Package Comparison Report - Detail  
2023-25 Biennium  
Investment Services

Cross Reference Number: 17000-030-00-00-00000  
Package: Internal Controls & Support: Legal  
Pkg Group: POL Pkg Type: POL Pkg Number: 105

Description	Governor's Budget (Y-01)	Leg. Adopted Budget (Z-01)	Column 2 Minus Column 1	% Change from Column 1 to Column 2
	Column 1	Column 2		
<b>3270 Flexible Benefits</b>				
3400 Other Funds Ltd	145,200	72,600	(72,600)	(50.00%)
<b>OTHER PAYROLL EXPENSES</b>				
3400 Other Funds Ltd	372,052	207,640	(164,412)	(44.19%)
<b>TOTAL OTHER PAYROLL EXPENSES</b>	<b>\$372,052</b>	<b>\$207,640</b>	<b>(\$164,412)</b>	<b>(44.19%)</b>
<b>PERSONAL SERVICES</b>				
3400 Other Funds Ltd	1,244,176	726,928	(517,248)	(41.57%)
<b>TOTAL PERSONAL SERVICES</b>	<b>\$1,244,176</b>	<b>\$726,928</b>	<b>(\$517,248)</b>	<b>(41.57%)</b>
<b>SERVICES &amp; SUPPLIES</b>				
<b>4100 Instate Travel</b>				
3400 Other Funds Ltd	3,260	1,630	(1,630)	(50.00%)
<b>4125 Out of State Travel</b>				
3400 Other Funds Ltd	10,000	5,000	(5,000)	(50.00%)
<b>4150 Employee Training</b>				
3400 Other Funds Ltd	26,163	15,578	(10,585)	(40.46%)
<b>4175 Office Expenses</b>				
3400 Other Funds Ltd	13,040	6,520	(6,520)	(50.00%)
<b>4200 Telecommunications</b>				
3400 Other Funds Ltd	15,216	7,608	(7,608)	(50.00%)

10/12/23

Page 56 of 109

ANA101A - Package Comparison Report - Detail  
ANA101A

7:15 AM



# Special Reports

Treasury, Oregon State

Agency Number: 17000

Package Comparison Report - Detail  
2023-25 Biennium  
Investment Services

Cross Reference Number: 17000-030-00-00-00000  
Package: Internal Controls & Support: Legal  
Pkg Group: POL Pkg Type: POL Pkg Number: 105

Description	Governor's Budget (Y-01)	Leg. Adopted Budget (Z-01)	Column 2 Minus Column 1	% Change from Column 1 to Column 2
	Column 1	Column 2		
<b>4250 Data Processing</b>				
3400 Other Funds Ltd	4,208	2,104	(2,104)	(50.00%)
<b>4275 Publicity and Publications</b>				
3400 Other Funds Ltd	2,380	1,190	(1,190)	(50.00%)
<b>4375 Employee Recruitment and Develop</b>				
3400 Other Funds Ltd	2,176	1,088	(1,088)	(50.00%)
<b>4400 Dues and Subscriptions</b>				
3400 Other Funds Ltd	2,380	1,190	(1,190)	(50.00%)
<b>4425 Facilities Rental and Taxes</b>				
3400 Other Funds Ltd	148,400	74,200	(74,200)	(50.00%)
<b>4650 Other Services and Supplies</b>				
3400 Other Funds Ltd	2,340	1,170	(1,170)	(50.00%)
<b>4700 Expendable Prop 250 - 5000</b>				
3400 Other Funds Ltd	17,492	8,746	(8,746)	(50.00%)
<b>4715 IT Expendable Property</b>				
3400 Other Funds Ltd	16,640	8,320	(8,320)	(50.00%)
<b>SERVICES &amp; SUPPLIES</b>				
3400 Other Funds Ltd	263,695	134,344	(129,351)	(49.05%)
<b>TOTAL SERVICES &amp; SUPPLIES</b>	<b>\$263,695</b>	<b>\$134,344</b>	<b>(\$129,351)</b>	<b>(49.05%)</b>

10/12/23

Page 57 of 109

ANA101A - Package Comparison Report - Detail  
ANA101A

7:15 AM



# Special Reports

Treasury, Oregon State

Agency Number: 17000

Package Comparison Report - Detail  
2023-25 Biennium  
Investment Services

Cross Reference Number: 17000-030-00-00-00000  
Package: Internal Controls & Support: Legal  
Pkg Group: POL Pkg Type: POL Pkg Number: 105

Description	Governor's Budget (Y-01)	Leg. Adopted Budget (Z-01)	Column 2 Minus Column 1	% Change from Column 1 to Column 2
	Column 1	Column 2		
EXPENDITURES				
3400 Other Funds Ltd	1,507,871	861,272	(646,599)	(42.88%)
TOTAL EXPENDITURES	\$1,507,871	\$861,272	(\$646,599)	(42.88%)
ENDING BALANCE				
3400 Other Funds Ltd	(1,507,871)	(861,272)	646,599	42.88%
TOTAL ENDING BALANCE	(\$1,507,871)	(\$861,272)	\$646,599	42.88%
AUTHORIZED POSITIONS				
8150 Class/Unclass Positions	4	2	(2)	(50.00%)
AUTHORIZED FTE				
8250 Class/Unclass FTE Positions	3.68	1.84	(1.84)	(50.00%)

10/12/23

Page 58 of 109

ANA101A - Package Comparison Report - Detail  
ANA101A

7:15 AM





# Special Reports

Treasury, Oregon State

Agency Number: 17000

Package Comparison Report - Detail  
2023-25 Biennium  
Investment Services

Cross Reference Number: 17000-030-00-00-00000  
Package: Statewide Adjustments  
Pkg Group: POL Pkg Type: LFO Pkg Number: 810

Description	Governor's Budget (Y-01)	Leg. Adopted Budget (Z-01)	Column 2 Minus Column 1	% Change from Column 1 to Column 2
	Column 1	Column 2		
EXPENDITURES				
SERVICES & SUPPLIES				
4225 State Gov. Service Charges				
3400 Other Funds Ltd	-	(38,498)	(38,498)	100.00%
4325 Attorney General				
3400 Other Funds Ltd	-	(21,344)	(21,344)	100.00%
4375 Employee Recruitment and Develop				
3400 Other Funds Ltd	-	38,498	38,498	100.00%
SERVICES & SUPPLIES				
3400 Other Funds Ltd	-	(21,344)	(21,344)	100.00%
TOTAL SERVICES & SUPPLIES	-	(\$21,344)	(\$21,344)	100.00%
EXPENDITURES				
3400 Other Funds Ltd	-	(21,344)	(21,344)	100.00%
TOTAL EXPENDITURES	-	(\$21,344)	(\$21,344)	100.00%
ENDING BALANCE				
3400 Other Funds Ltd	-	21,344	21,344	100.00%
TOTAL ENDING BALANCE	-	\$21,344	\$21,344	100.00%

10/12/23

Page 59 of 109

ANA101A - Package Comparison Report - Detail  
ANA101A

7:15 AM



# Special Reports

Treasury, Oregon State

Agency Number: 17000

Package Comparison Report - Detail  
2023-25 Biennium  
Investment Services

Cross Reference Number: 17000-030-00-00-00000

Package: Policy Bills

Pkg Group: POL Pkg Type: LFO Pkg Number: 813

Description	Governor's Budget (Y-01)	Leg. Adopted Budget (Z-01)	Column 2 Minus Column 1	% Change from Column 1 to Column 2
	Column 1	Column 2		
2000				
2010 Transfer Out - Intrafund				
3400 Other Funds Ltd	-	(37,312)	(37,312)	100.00%
AVAILABLE REVENUES				
3400 Other Funds Ltd	-	(37,312)	(37,312)	100.00%
TOTAL AVAILABLE REVENUES	-	(\$37,312)	(\$37,312)	100.00%
ENDING BALANCE				
3400 Other Funds Ltd	-	(37,312)	(37,312)	100.00%
TOTAL ENDING BALANCE	-	(\$37,312)	(\$37,312)	100.00%

10/12/23

Page 60 of 109

ANA101A - Package Comparison Report - Detail  
ANA101A

7:15 AM



# Special Reports

Treasury, Oregon State

Agency Number: 17000

Package Comparison Report - Detail  
2023-25 Biennium  
Trust Property Services

Cross Reference Number: 17000-040-00-00-00000  
Package: Vacancy Factor and Non-ORPICS Personal Services  
Pkg Group: ESS Pkg Type: 010 Pkg Number: 010

Description	Governor's Budget (Y-01)	Leg. Adopted Budget (Z-01)	Column 2 Minus Column 1	% Change from Column 1 to Column 2
	Column 1	Column 2		

EXPENDITURES

PERSONAL SERVICES

SALARIES & WAGES

3170 Overtime Payments

3400 Other Funds Ltd	1	1	0	0.00%
----------------------	---	---	---	-------

3190 All Other Differential

3400 Other Funds Ltd	211	211	0	0.00%
----------------------	-----	-----	---	-------

SALARIES & WAGES

3400 Other Funds Ltd	212	212	0	0.00%
----------------------	-----	-----	---	-------

<b>TOTAL SALARIES &amp; WAGES</b>	<b>\$212</b>	<b>\$212</b>	<b>\$0</b>	<b>0.00%</b>
-----------------------------------	--------------	--------------	------------	--------------

OTHER PAYROLL EXPENSES

3220 Public Employees Retire Cont

3400 Other Funds Ltd	38	38	0	0.00%
----------------------	----	----	---	-------

3221 Pension Obligation Bond

3400 Other Funds Ltd	3,557	3,557	0	0.00%
----------------------	-------	-------	---	-------

3230 Social Security Taxes

3400 Other Funds Ltd	16	16	0	0.00%
----------------------	----	----	---	-------

3241 Paid Family Medical Leave Insurance

3400 Other Funds Ltd	1	1	0	0.00%
----------------------	---	---	---	-------

10/12/23

Page 61 of 109

ANA101A - Package Comparison Report - Detail  
ANA101A

7:15 AM



# Special Reports

Treasury, Oregon State

Agency Number: 17000

Package Comparison Report - Detail  
2023-25 Biennium  
Trust Property Services

Cross Reference Number: 17000-040-00-00-00000  
Package: Vacancy Factor and Non-ORPICS Personal Services  
Pkg Group: ESS Pkg Type: 010 Pkg Number: 010

Description	Governor's Budget (Y-01)	Leg. Adopted Budget (Z-01)	Column 2 Minus Column 1	% Change from Column 1 to Column 2
	Column 1	Column 2		
<b>3260 Mass Transit Tax</b>				
3400 Other Funds Ltd	15,693	15,693	0	0.00%
<b>OTHER PAYROLL EXPENSES</b>				
3400 Other Funds Ltd	19,305	19,305	0	0.00%
<b>TOTAL OTHER PAYROLL EXPENSES</b>	<b>\$19,305</b>	<b>\$19,305</b>	<b>\$0</b>	<b>0.00%</b>
<b>P.S. BUDGET ADJUSTMENTS</b>				
<b>3455 Vacancy Savings</b>				
3400 Other Funds Ltd	(17,424)	(17,424)	0	0.00%
<b>PERSONAL SERVICES</b>				
3400 Other Funds Ltd	2,093	2,093	0	0.00%
<b>TOTAL PERSONAL SERVICES</b>	<b>\$2,093</b>	<b>\$2,093</b>	<b>\$0</b>	<b>0.00%</b>
<b>EXPENDITURES</b>				
3400 Other Funds Ltd	2,093	2,093	0	0.00%
<b>TOTAL EXPENDITURES</b>	<b>\$2,093</b>	<b>\$2,093</b>	<b>\$0</b>	<b>0.00%</b>
<b>ENDING BALANCE</b>				
3400 Other Funds Ltd	(2,093)	(2,093)	0	0.00%
<b>TOTAL ENDING BALANCE</b>	<b>(\$2,093)</b>	<b>(\$2,093)</b>	<b>\$0</b>	<b>0.00%</b>

10/12/23

Page 62 of 109

ANA101A - Package Comparison Report - Detail  
ANA101A

7:15 AM



# Special Reports

Treasury, Oregon State

Agency Number: 17000

Package Comparison Report - Detail  
2023-25 Biennium  
Trust Property Services

Cross Reference Number: 17000-040-00-00-00000

Package: Phase-in

Pkg Group: ESS Pkg Type: 020 Pkg Number: 021

Description	Governor's Budget (Y-01)	Leg. Adopted Budget (Z-01)	Column 2 Minus Column 1	% Change from Column 1 to Column 2
	Column 1	Column 2		
EXPENDITURES				
SERVICES & SUPPLIES				
4425 Facilities Rental and Taxes				
3400 Other Funds Ltd	127,919	127,919	0	0.00%
SERVICES & SUPPLIES				
3400 Other Funds Ltd	127,919	127,919	0	0.00%
TOTAL SERVICES & SUPPLIES	\$127,919	\$127,919	\$0	0.00%
EXPENDITURES				
3400 Other Funds Ltd	127,919	127,919	0	0.00%
TOTAL EXPENDITURES	\$127,919	\$127,919	\$0	0.00%
ENDING BALANCE				
3400 Other Funds Ltd	(127,919)	(127,919)	0	0.00%
TOTAL ENDING BALANCE	(\$127,919)	(\$127,919)	\$0	0.00%

10/12/23

Page 63 of 109

ANA101A - Package Comparison Report - Detail  
ANA101A

7:15 AM



# Special Reports

Treasury, Oregon State

Agency Number: 17000

Package Comparison Report - Detail  
2023-25 Biennium  
Trust Property Services

Cross Reference Number: 17000-040-00-00-00000  
Package: Phase-out Pgm & One-time Costs  
Pkg Group: ESS Pkg Type: 020 Pkg Number: 022

Description	Governor's Budget (Y-01)	Leg. Adopted Budget (Z-01)	Column 2 Minus Column 1	% Change from Column 1 to Column 2
	Column 1	Column 2		
EXPENDITURES				
SERVICES & SUPPLIES				
4700 Expendable Prop 250 - 5000				
3400 Other Funds Ltd	(76,034)	(76,034)	0	0.00%
4715 IT Expendable Property				
3400 Other Funds Ltd	(71,856)	(71,856)	0	0.00%
SERVICES & SUPPLIES				
3400 Other Funds Ltd	(147,890)	(147,890)	0	0.00%
TOTAL SERVICES & SUPPLIES	(\$147,890)	(\$147,890)	\$0	0.00%
EXPENDITURES				
3400 Other Funds Ltd	(147,890)	(147,890)	0	0.00%
TOTAL EXPENDITURES	(\$147,890)	(\$147,890)	\$0	0.00%
ENDING BALANCE				
3400 Other Funds Ltd	147,890	147,890	0	0.00%
TOTAL ENDING BALANCE	\$147,890	\$147,890	\$0	0.00%

10/12/23

Page 64 of 109

ANA101A - Package Comparison Report - Detail  
ANA101A

7:15 AM



# Special Reports

Treasury, Oregon State

Agency Number: 17000

Package Comparison Report - Detail  
2023-25 Biennium  
Trust Property Services

Cross Reference Number: 17000-040-00-00-00000

Package: Standard Inflation

Pkg Group: ESS Pkg Type: 030 Pkg Number: 031

Description	Governor's Budget (Y-01)	Leg. Adopted Budget (Z-01)	Column 2 Minus Column 1	% Change from Column 1 to Column 2
	Column 1	Column 2		

## EXPENDITURES

### SERVICES & SUPPLIES

#### 4100 Instate Travel

3400 Other Funds Ltd	590	590	0	0.00%
----------------------	-----	-----	---	-------

#### 4150 Employee Training

3400 Other Funds Ltd	1,741	1,741	0	0.00%
----------------------	-------	-------	---	-------

#### 4175 Office Expenses

3400 Other Funds Ltd	1,923	1,923	0	0.00%
----------------------	-------	-------	---	-------

#### 4200 Telecommunications

3400 Other Funds Ltd	562	562	0	0.00%
----------------------	-----	-----	---	-------

#### 4250 Data Processing

3400 Other Funds Ltd	247	247	0	0.00%
----------------------	-----	-----	---	-------

#### 4275 Publicity and Publications

3400 Other Funds Ltd	556	556	0	0.00%
----------------------	-----	-----	---	-------

#### 4300 Professional Services

3400 Other Funds Ltd	225,272	225,272	0	0.00%
----------------------	---------	---------	---	-------

#### 4315 IT Professional Services

3400 Other Funds Ltd	60,053	60,053	0	0.00%
----------------------	--------	--------	---	-------

#### 4325 Attorney General

10/12/23

Page 65 of 109

ANA101A - Package Comparison Report - Detail  
ANA101A

7:15 AM



# Special Reports

Treasury, Oregon State

Agency Number: 17000

Package Comparison Report - Detail  
2023-25 Biennium  
Trust Property Services

Cross Reference Number: 17000-040-00-00-00000

Package: Standard Inflation

Pkg Group: ESS Pkg Type: 030 Pkg Number: 031

Description	Governor's Budget (Y-01)	Leg. Adopted Budget (Z-01)	Column 2 Minus Column 1	% Change from Column 1 to Column 2
	Column 1	Column 2		
3400 Other Funds Ltd	43,214	43,214	0	0.00%
<b>4375 Employee Recruitment and Develop</b>				
3400 Other Funds Ltd	318	318	0	0.00%
<b>4400 Dues and Subscriptions</b>				
3400 Other Funds Ltd	60	60	0	0.00%
<b>4425 Facilities Rental and Taxes</b>				
3400 Other Funds Ltd	137,566	137,566	0	0.00%
<b>4575 Agency Program Related S and S</b>				
3400 Other Funds Ltd	5	5	0	0.00%
<b>4650 Other Services and Supplies</b>				
3400 Other Funds Ltd	5,855	5,855	0	0.00%
<b>4700 Expendable Prop 250 - 5000</b>				
3400 Other Funds Ltd	208	208	0	0.00%
<b>4715 IT Expendable Property</b>				
3400 Other Funds Ltd	422	422	0	0.00%
<b>SERVICES &amp; SUPPLIES</b>				
3400 Other Funds Ltd	478,592	478,592	0	0.00%
<b>TOTAL SERVICES &amp; SUPPLIES</b>	<b>\$478,592</b>	<b>\$478,592</b>	<b>\$0</b>	<b>0.00%</b>
<b>CAPITAL OUTLAY</b>				

10/12/23

Page 66 of 109

ANA101A - Package Comparison Report - Detail  
ANA101A

7:15 AM





# Special Reports

**Treasury, Oregon State**

**Agency Number: 17000**

**Package Comparison Report - Detail  
2023-25 Biennium  
Trust Property Services**

**Cross Reference Number: 17000-040-00-00-00000**

**Package: Standard Inflation**

**Pkg Group: ESS Pkg Type: 030 Pkg Number: 031**

Description	Governor's Budget (Y-01)	Leg. Adopted Budget (Z-01)	Column 2 Minus Column 1	% Change from Column 1 to Column 2
	Column 1	Column 2		
<b>5100 Office Furniture and Fixtures</b>				
3400 Other Funds Ltd	307	307	0	0.00%
<b>EXPENDITURES</b>				
3400 Other Funds Ltd	478,899	478,899	0	0.00%
<b>TOTAL EXPENDITURES</b>	<b>\$478,899</b>	<b>\$478,899</b>	<b>\$0</b>	<b>0.00%</b>
<b>ENDING BALANCE</b>				
3400 Other Funds Ltd	(478,899)	(478,899)	0	0.00%
<b>TOTAL ENDING BALANCE</b>	<b>(\$478,899)</b>	<b>(\$478,899)</b>	<b>\$0</b>	<b>0.00%</b>

10/12/23

Page 67 of 109

ANA101A - Package Comparison Report - Detail  
ANA101A

7:15 AM



# Special Reports

Treasury, Oregon State

Agency Number: 17000

Package Comparison Report - Detail  
2023-25 Biennium  
Trust Property Services

Cross Reference Number: 17000-040-00-00-00000  
Package: Technical Adjustments  
Pkg Group: ESS Pkg Type: 060 Pkg Number: 060

Description	Governor's Budget (Y-01)	Leg. Adopted Budget (Z-01)	Column 2 Minus Column 1	% Change from Column 1 to Column 2
	Column 1	Column 2		
EXPENDITURES				
SERVICES & SUPPLIES				
4425 Facilities Rental and Taxes				
3400 Other Funds Ltd	(302,599)	(302,599)	0	0.00%
4575 Agency Program Related S and S				
3400 Other Funds Ltd	7,610	7,610	0	0.00%
SERVICES & SUPPLIES				
3400 Other Funds Ltd	(294,989)	(294,989)	0	0.00%
TOTAL SERVICES & SUPPLIES	(\$294,989)	(\$294,989)	\$0	0.00%
CAPITAL OUTLAY				
5100 Office Furniture and Fixtures				
3400 Other Funds Ltd	(7,610)	(7,610)	0	0.00%
EXPENDITURES				
3400 Other Funds Ltd	(302,599)	(302,599)	0	0.00%
TOTAL EXPENDITURES	(\$302,599)	(\$302,599)	\$0	0.00%
ENDING BALANCE				
3400 Other Funds Ltd	302,599	302,599	0	0.00%
TOTAL ENDING BALANCE	\$302,599	\$302,599	\$0	0.00%

10/12/23

Page 68 of 109

ANA101A - Package Comparison Report - Detail  
ANA101A

7:15 AM



# Special Reports

Treasury, Oregon State

Agency Number: 17000

Package Comparison Report - Detail  
2023-25 Biennium  
Trust Property Services

Cross Reference Number: 17000-040-00-00-00000  
Package: June 2022 Emergency Board  
Pkg Group: POL Pkg Type: 080 Pkg Number: 081

Description	Governor's Budget (Y-01)	Leg. Adopted Budget (Z-01)	Column 2 Minus Column 1	% Change from Column 1 to Column 2
	Column 1	Column 2		
REVENUE CATEGORIES				
CHARGES FOR SERVICES				
0410 Charges for Services				
3400 Other Funds Ltd	347,178	347,178	0	0.00%
2000				
2010 Transfer Out - Intrafund				
3400 Other Funds Ltd	(6,586)	(6,586)	0	0.00%
AVAILABLE REVENUES				
3400 Other Funds Ltd	340,592	340,592	0	0.00%
TOTAL AVAILABLE REVENUES	\$340,592	\$340,592	\$0	0.00%
EXPENDITURES				
PERSONAL SERVICES				
SALARIES & WAGES				
3110 Class/Unclass Sal. and Per Diem				
3400 Other Funds Ltd	246,738	246,738	0	0.00%
SALARIES & WAGES				
3400 Other Funds Ltd	246,738	246,738	0	0.00%
TOTAL SALARIES & WAGES	\$246,738	\$246,738	\$0	0.00%
OTHER PAYROLL EXPENSES				

10/12/23

Page 69 of 109

ANA101A - Package Comparison Report - Detail  
ANA101A

7:15 AM



# Special Reports

Treasury, Oregon State

Agency Number: 17000

Package Comparison Report - Detail

Cross Reference Number: 17000-040-00-00-00000

2023-25 Biennium

Package: June 2022 Emergency Board

Trust Property Services

Pkg Group: POL Pkg Type: 080 Pkg Number: 081

Description	Governor's Budget (Y-01)	Leg. Adopted Budget (Z-01)	Column 2 Minus Column 1	% Change from Column 1 to Column 2
	Column 1	Column 2		
<b>3210 Empl. Rel. Bd. Assessments</b>				
3400 Other Funds Ltd	40	40	0	0.00%
<b>3220 Public Employees Retire Cont</b>				
3400 Other Funds Ltd	44,216	44,216	0	0.00%
<b>3230 Social Security Taxes</b>				
3400 Other Funds Ltd	18,875	18,875	0	0.00%
<b>3241 Paid Family Medical Leave Insurance</b>				
3400 Other Funds Ltd	988	988	0	0.00%
<b>3250 Workers Comp. Assess. (WCD)</b>				
3400 Other Funds Ltd	35	35	0	0.00%
<b>3270 Flexible Benefits</b>				
3400 Other Funds Ltd	29,700	29,700	0	0.00%
<b>OTHER PAYROLL EXPENSES</b>				
3400 Other Funds Ltd	93,854	93,854	0	0.00%
<b>TOTAL OTHER PAYROLL EXPENSES</b>	<b>\$93,854</b>	<b>\$93,854</b>	<b>\$0</b>	<b>0.00%</b>
<b>PERSONAL SERVICES</b>				
3400 Other Funds Ltd	340,592	340,592	0	0.00%
<b>TOTAL PERSONAL SERVICES</b>	<b>\$340,592</b>	<b>\$340,592</b>	<b>\$0</b>	<b>0.00%</b>
<b>EXPENDITURES</b>				

10/12/23

Page 70 of 109

ANA101A - Package Comparison Report - Detail

ANA101A

7:15 AM



# Special Reports

Treasury, Oregon State

Agency Number: 17000

Package Comparison Report - Detail  
2023-25 Biennium  
Trust Property Services

Cross Reference Number: 17000-040-00-00-00000  
Package: June 2022 Emergency Board  
Pkg Group: POL Pkg Type: 080 Pkg Number: 081

Description	Governor's Budget (Y-01)	Leg. Adopted Budget (Z-01)	Column 2 Minus Column 1	% Change from Column 1 to Column 2
	Column 1	Column 2		
3400 Other Funds Ltd	340,592	340,592	0	0.00%
<b>TOTAL EXPENDITURES</b>	<b>\$340,592</b>	<b>\$340,592</b>	<b>\$0</b>	<b>0.00%</b>
<b>ENDING BALANCE</b>				
3400 Other Funds Ltd	-	-	0	0.00%
<b>TOTAL ENDING BALANCE</b>	<b>-</b>	<b>-</b>	<b>\$0</b>	<b>0.00%</b>
<b>AUTHORIZED FTE</b>				
8250 Class/Unclass FTE Positions	0.75	0.75	0.00	0.00%

10/12/23

Page 71 of 109

ANA101A - Package Comparison Report - Detail  
ANA101A

7:15 AM



# Special Reports

Treasury, Oregon State

Agency Number: 17000

Package Comparison Report - Detail  
2023-25 Biennium  
Trust Property Services

Cross Reference Number: 17000-040-00-00-00000  
Package: Statewide AG Adjustment  
Pkg Group: POL Pkg Type: 090 Pkg Number: 092

Description	Governor's Budget (Y-01)	Leg. Adopted Budget (Z-01)	Column 2 Minus Column 1	% Change from Column 1 to Column 2
	Column 1	Column 2		
EXPENDITURES				
SERVICES & SUPPLIES				
4325 Attorney General				
3400 Other Funds Ltd	(13,295)	-	13,295	100.00%
SERVICES & SUPPLIES				
3400 Other Funds Ltd	(13,295)	-	13,295	100.00%
TOTAL SERVICES & SUPPLIES	(\$13,295)	-	\$13,295	100.00%
EXPENDITURES				
3400 Other Funds Ltd	(13,295)	-	13,295	100.00%
TOTAL EXPENDITURES	(\$13,295)	-	\$13,295	100.00%
ENDING BALANCE				
3400 Other Funds Ltd	13,295	-	(13,295)	(100.00%)
TOTAL ENDING BALANCE	\$13,295	-	(\$13,295)	(100.00%)

10/12/23

Page 72 of 109

ANA101A - Package Comparison Report - Detail  
ANA101A

7:15 AM



# Special Reports

Treasury, Oregon State

Agency Number: 17000

Package Comparison Report - Detail  
2023-25 Biennium  
Trust Property Services

Cross Reference Number: 17000-040-00-00-00000  
Package: Ready, Resilient Operations: IT  
Pkg Group: POL Pkg Type: POL Pkg Number: 101

Description	Governor's Budget (Y-01)	Leg. Adopted Budget (Z-01)	Column 2 Minus Column 1	% Change from Column 1 to Column 2
	Column 1	Column 2		
REVENUE CATEGORIES				
CHARGES FOR SERVICES				
0410 Charges for Services				
3400 Other Funds Ltd	86,908	51,416	(35,492)	(40.84%)
2000				
2010 Transfer Out - Intrafund				
3400 Other Funds Ltd	(86,908)	(51,416)	35,492	40.84%
AVAILABLE REVENUES				
3400 Other Funds Ltd	-	-	0	0.00%
TOTAL AVAILABLE REVENUES				
	-	-	\$0	0.00%
ENDING BALANCE				
3400 Other Funds Ltd	-	-	0	0.00%
TOTAL ENDING BALANCE				
	-	-	\$0	0.00%

10/12/23

Page 73 of 109

ANA101A - Package Comparison Report - Detail  
ANA101A

7:15 AM



# Special Reports

Treasury, Oregon State

Agency Number: 17000

Package Comparison Report - Detail  
2023-25 Biennium  
Trust Property Services

Cross Reference Number: 17000-040-00-00-00000  
Package: Performance & Service Imps.: Trust Property  
Pkg Group: POL Pkg Type: POL Pkg Number: 102

Description	Governor's Budget (Y-01)	Leg. Adopted Budget (Z-01)	Column 2 Minus Column 1	% Change from Column 1 to Column 2
	Column 1	Column 2		

REVENUE CATEGORIES

CHARGES FOR SERVICES

0410 Charges for Services

3400 Other Funds Ltd	1,210,367	464,846	(745,521)	(61.59%)
----------------------	-----------	---------	-----------	----------

AVAILABLE REVENUES

3400 Other Funds Ltd	1,210,367	464,846	(745,521)	(61.59%)
----------------------	-----------	---------	-----------	----------

<b>TOTAL AVAILABLE REVENUES</b>	<b>\$1,210,367</b>	<b>\$464,846</b>	<b>(\$745,521)</b>	<b>(61.59%)</b>
---------------------------------	--------------------	------------------	--------------------	-----------------

EXPENDITURES

PERSONAL SERVICES

SALARIES & WAGES

3110 Class/Unclass Sal. and Per Diem

3400 Other Funds Ltd	565,907	210,629	(355,278)	(62.78%)
----------------------	---------	---------	-----------	----------

SALARIES & WAGES

3400 Other Funds Ltd	565,907	210,629	(355,278)	(62.78%)
----------------------	---------	---------	-----------	----------

<b>TOTAL SALARIES &amp; WAGES</b>	<b>\$565,907</b>	<b>\$210,629</b>	<b>(\$355,278)</b>	<b>(62.78%)</b>
-----------------------------------	------------------	------------------	--------------------	-----------------

OTHER PAYROLL EXPENSES

3210 Empl. Rel. Bd. Assessments

3400 Other Funds Ltd	242	98	(144)	(59.50%)
----------------------	-----	----	-------	----------

3220 Public Employees Retire Cont

10/12/23

Page 74 of 109

ANA101A - Package Comparison Report - Detail  
ANA101A

7:15 AM





# Special Reports

Treasury, Oregon State

Agency Number: 17000

Package Comparison Report - Detail  
2023-25 Biennium  
Trust Property Services

Cross Reference Number: 17000-040-00-00-00000  
Package: Performance & Service Imps.: Trust Property  
Pkg Group: POL Pkg Type: POL Pkg Number: 102

Description	Governor's Budget (Y-01)	Leg. Adopted Budget (Z-01)	Column 2 Minus Column 1	% Change from Column 1 to Column 2
	Column 1	Column 2		
3400 Other Funds Ltd	101,412	37,745	(63,667)	(62.78%)
<b>3230 Social Security Taxes</b>				
3400 Other Funds Ltd	43,291	16,113	(27,178)	(62.78%)
<b>3241 Paid Family Medical Leave Insurance</b>				
3400 Other Funds Ltd	2,263	842	(1,421)	(62.79%)
<b>3250 Workers Comp. Assess. (WCD)</b>				
3400 Other Funds Ltd	211	85	(126)	(59.72%)
<b>3270 Flexible Benefits</b>				
3400 Other Funds Ltd	183,150	74,250	(108,900)	(59.46%)
<b>OTHER PAYROLL EXPENSES</b>				
3400 Other Funds Ltd	330,569	129,133	(201,436)	(60.94%)
<b>TOTAL OTHER PAYROLL EXPENSES</b>	<b>\$330,569</b>	<b>\$129,133</b>	<b>(\$201,436)</b>	<b>(60.94%)</b>
<b>PERSONAL SERVICES</b>				
3400 Other Funds Ltd	896,476	339,762	(556,714)	(62.10%)
<b>TOTAL PERSONAL SERVICES</b>	<b>\$896,476</b>	<b>\$339,762</b>	<b>(\$556,714)</b>	<b>(62.10%)</b>
<b>SERVICES &amp; SUPPLIES</b>				
<b>4100 Instate Travel</b>				
3400 Other Funds Ltd	4,075	1,630	(2,445)	(60.00%)
<b>4125 Out of State Travel</b>				

10/12/23

Page 75 of 109

ANA101A - Package Comparison Report - Detail  
ANA101A

7:15 AM



# Special Reports

Treasury, Oregon State

Agency Number: 17000

Package Comparison Report - Detail  
2023-25 Biennium  
Trust Property Services

Cross Reference Number: 17000-040-00-00-00000  
Package: Performance & Service Imps.: Trust Property  
Pkg Group: POL Pkg Type: POL Pkg Number: 102

Description	Governor's Budget (Y-01)	Leg. Adopted Budget (Z-01)	Column 2 Minus Column 1	% Change from Column 1 to Column 2
	Column 1	Column 2		
3400 Other Funds Ltd	12,500	5,000	(7,500)	(60.00%)
<b>4150 Employee Training</b>				
3400 Other Funds Ltd	16,976	6,318	(10,658)	(62.78%)
<b>4175 Office Expenses</b>				
3400 Other Funds Ltd	16,300	6,520	(9,780)	(60.00%)
<b>4200 Telecommunications</b>				
3400 Other Funds Ltd	19,020	7,608	(11,412)	(60.00%)
<b>4250 Data Processing</b>				
3400 Other Funds Ltd	5,260	2,104	(3,156)	(60.00%)
<b>4275 Publicity and Publications</b>				
3400 Other Funds Ltd	2,975	1,190	(1,785)	(60.00%)
<b>4375 Employee Recruitment and Develop</b>				
3400 Other Funds Ltd	2,720	1,088	(1,632)	(60.00%)
<b>4400 Dues and Subscriptions</b>				
3400 Other Funds Ltd	2,975	1,190	(1,785)	(60.00%)
<b>4425 Facilities Rental and Taxes</b>				
3400 Other Funds Ltd	185,500	74,200	(111,300)	(60.00%)
<b>4650 Other Services and Supplies</b>				
3400 Other Funds Ltd	2,925	1,170	(1,755)	(60.00%)

10/12/23

Page 76 of 109

ANA101A - Package Comparison Report - Detail  
ANA101A

7:15 AM



# Special Reports

Treasury, Oregon State

Agency Number: 17000

Package Comparison Report - Detail  
2023-25 Biennium  
Trust Property Services

Cross Reference Number: 17000-040-00-00-00000  
Package: Performance & Service Imps.: Trust Property  
Pkg Group: POL Pkg Type: POL Pkg Number: 102

Description	Governor's Budget (Y-01)	Leg. Adopted Budget (Z-01)	Column 2 Minus Column 1	% Change from Column 1 to Column 2
	Column 1	Column 2		
<b>4700 Expendable Prop 250 - 5000</b>				
3400 Other Funds Ltd	21,865	8,746	(13,119)	(60.00%)
<b>4715 IT Expendable Property</b>				
3400 Other Funds Ltd	20,800	8,320	(12,480)	(60.00%)
<b>SERVICES &amp; SUPPLIES</b>				
3400 Other Funds Ltd	313,891	125,084	(188,807)	(60.15%)
<b>TOTAL SERVICES &amp; SUPPLIES</b>	<b>\$313,891</b>	<b>\$125,084</b>	<b>(\$188,807)</b>	<b>(60.15%)</b>
<b>EXPENDITURES</b>				
3400 Other Funds Ltd	1,210,367	464,846	(745,521)	(61.59%)
<b>TOTAL EXPENDITURES</b>	<b>\$1,210,367</b>	<b>\$464,846</b>	<b>(\$745,521)</b>	<b>(61.59%)</b>
<b>ENDING BALANCE</b>				
3400 Other Funds Ltd	-	-	0	0.00%
<b>TOTAL ENDING BALANCE</b>	<b>-</b>	<b>-</b>	<b>\$0</b>	<b>0.00%</b>
<b>AUTHORIZED POSITIONS</b>				
8150 Class/Unclass Positions	5	2	(3)	(60.00%)
<b>AUTHORIZED FTE</b>				
8250 Class/Unclass FTE Positions	4.60	1.84	(2.76)	(60.00%)

10/12/23

Page 77 of 109

ANA101A - Package Comparison Report - Detail  
ANA101A

7:15 AM



# Special Reports

Treasury, Oregon State

Agency Number: 17000

Package Comparison Report - Detail  
2023-25 Biennium  
Trust Property Services

Cross Reference Number: 17000-040-00-00-00000  
Package: Capacity & Resilience: Government Services  
Pkg Group: POL Pkg Type: POL Pkg Number: 103

Description	Governor's Budget (Y-01)	Leg. Adopted Budget (Z-01)	Column 2 Minus Column 1	% Change from Column 1 to Column 2
	Column 1	Column 2		
REVENUE CATEGORIES				
CHARGES FOR SERVICES				
0410 Charges for Services				
3400 Other Funds Ltd	15,410	17,277	1,867	12.12%
2000				
2010 Transfer Out - Intrafund				
3400 Other Funds Ltd	(15,410)	(17,277)	(1,867)	(12.12%)
AVAILABLE REVENUES				
3400 Other Funds Ltd	-	-	0	0.00%
TOTAL AVAILABLE REVENUES				
	-	-	\$0	0.00%
ENDING BALANCE				
3400 Other Funds Ltd	-	-	0	0.00%
TOTAL ENDING BALANCE				
	-	-	\$0	0.00%

10/12/23

Page 78 of 109

ANA101A - Package Comparison Report - Detail  
ANA101A

7:15 AM



# Special Reports

Treasury, Oregon State

Agency Number: 17000

Package Comparison Report - Detail

Cross Reference Number: 17000-040-00-00-00000

2023-25 Biennium

Package: Statewide Adjustments

Trust Property Services

Pkg Group: POL Pkg Type: LFO Pkg Number: 810

Description	Governor's Budget (Y-01)	Leg. Adopted Budget (Z-01)	Column 2 Minus Column 1	% Change from Column 1 to Column 2
	Column 1	Column 2		
REVENUE CATEGORIES				
CHARGES FOR SERVICES				
0410 Charges for Services				
3400 Other Funds Ltd	-	(50,403)	(50,403)	100.00%
AVAILABLE REVENUES				
3400 Other Funds Ltd	-	(50,403)	(50,403)	100.00%
TOTAL AVAILABLE REVENUES	-	(\$50,403)	(\$50,403)	100.00%
EXPENDITURES				
SERVICES & SUPPLIES				
4325 Attorney General				
3400 Other Funds Ltd	-	(50,403)	(50,403)	100.00%
SERVICES & SUPPLIES				
3400 Other Funds Ltd	-	(50,403)	(50,403)	100.00%
TOTAL SERVICES & SUPPLIES	-	(\$50,403)	(\$50,403)	100.00%
EXPENDITURES				
3400 Other Funds Ltd	-	(50,403)	(50,403)	100.00%
TOTAL EXPENDITURES	-	(\$50,403)	(\$50,403)	100.00%
ENDING BALANCE				
3400 Other Funds Ltd	-	-	0	0.00%

10/12/23

Page 79 of 109

ANA101A - Package Comparison Report - Detail

ANA101A

7:15 AM



# Special Reports

**Treasury, Oregon State**

**Agency Number: 17000**

**Package Comparison Report - Detail**

**Cross Reference Number: 17000-040-00-00-00000**

**2023-25 Biennium**

**Package: Statewide Adjustments**

**Trust Property Services**

**Pkg Group: POL   Pkg Type: LFO   Pkg Number: 810**

Description	Governor's Budget (Y-01)	Leg. Adopted Budget (Z-01)	Column 2 Minus Column 1	% Change from Column 1 to Column 2
	Column 1	Column 2		
<b>TOTAL ENDING BALANCE</b>	-	-	\$0	0.00%

10/12/23

Page 80 of 109

ANA101A - Package Comparison Report - Detail  
ANA101A

7:15 AM



# Special Reports

Treasury, Oregon State

Agency Number: 17000

Package Comparison Report - Detail

Cross Reference Number: 17000-040-00-00-00000

2023-25 Biennium

Package: Policy Bills

Trust Property Services

Pkg Group: POL Pkg Type: LFO Pkg Number: 813

Description	Governor's Budget (Y-01)	Leg. Adopted Budget (Z-01)	Column 2 Minus Column 1	% Change from Column 1 to Column 2
	Column 1	Column 2		
REVENUE CATEGORIES				
CHARGES FOR SERVICES				
0410 Charges for Services				
3400 Other Funds Ltd	-	3,848	3,848	100.00%
2000				
2010 Transfer Out - Intrafund				
3400 Other Funds Ltd	-	(3,848)	(3,848)	100.00%
AVAILABLE REVENUES				
3400 Other Funds Ltd	-	-	0	0.00%
TOTAL AVAILABLE REVENUES				
ENDING BALANCE				
3400 Other Funds Ltd	-	-	0	0.00%
TOTAL ENDING BALANCE				

10/12/23

Page 81 of 109

ANA101A - Package Comparison Report - Detail

ANA101A

7:15 AM



# Special Reports

Treasury, Oregon State

Agency Number: 17000

Package Comparison Report - Detail  
2023-25 Biennium  
Administrative Services

Cross Reference Number: 17000-070-00-00-00000  
Package: Vacancy Factor and Non-ORPICS Personal Services  
Pkg Group: ESS Pkg Type: 010 Pkg Number: 010

Description	Governor's Budget (Y-01)	Leg. Adopted Budget (Z-01)	Column 2 Minus Column 1	% Change from Column 1 to Column 2
	Column 1	Column 2		

EXPENDITURES

PERSONAL SERVICES

SALARIES & WAGES

3160 Temporary Appointments

3400 Other Funds Ltd	61	61	0	0.00%
----------------------	----	----	---	-------

3170 Overtime Payments

3400 Other Funds Ltd	14	14	0	0.00%
----------------------	----	----	---	-------

3190 All Other Differential

3400 Other Funds Ltd	1,773	1,773	0	0.00%
----------------------	-------	-------	---	-------

SALARIES & WAGES

3400 Other Funds Ltd	1,848	1,848	0	0.00%
----------------------	-------	-------	---	-------

<b>TOTAL SALARIES &amp; WAGES</b>	<b>\$1,848</b>	<b>\$1,848</b>	<b>\$0</b>	<b>0.00%</b>
-----------------------------------	----------------	----------------	------------	--------------

OTHER PAYROLL EXPENSES

3220 Public Employees Retire Cont

3400 Other Funds Ltd	320	320	0	0.00%
----------------------	-----	-----	---	-------

3221 Pension Obligation Bond

3400 Other Funds Ltd	(17,033)	(17,033)	0	0.00%
----------------------	----------	----------	---	-------

3230 Social Security Taxes

3400 Other Funds Ltd	141	141	0	0.00%
----------------------	-----	-----	---	-------

10/12/23

Page 82 of 109

ANA101A - Package Comparison Report - Detail  
ANA101A

7:15 AM





# Special Reports

Treasury, Oregon State

Agency Number: 17000

Package Comparison Report - Detail  
2023-25 Biennium  
Administrative Services

Cross Reference Number: 17000-070-00-00-00000  
Package: Vacancy Factor and Non-ORPICS Personal Services  
Pkg Group: ESS Pkg Type: 010 Pkg Number: 010

Description	Governor's Budget (Y-01)	Leg. Adopted Budget (Z-01)	Column 2 Minus Column 1	% Change from Column 1 to Column 2
	Column 1	Column 2		
<b>3241 Paid Family Medical Leave Insurance</b>				
3400 Other Funds Ltd	7	7	0	0.00%
<b>3260 Mass Transit Tax</b>				
3400 Other Funds Ltd	16,792	16,792	0	0.00%
<b>OTHER PAYROLL EXPENSES</b>				
3400 Other Funds Ltd	227	227	0	0.00%
<b>TOTAL OTHER PAYROLL EXPENSES</b>	<b>\$227</b>	<b>\$227</b>	<b>\$0</b>	<b>0.00%</b>
<b>P.S. BUDGET ADJUSTMENTS</b>				
<b>3455 Vacancy Savings</b>				
3400 Other Funds Ltd	(6,034)	(6,034)	0	0.00%
<b>P.S. BUDGET ADJUSTMENTS</b>				
3400 Other Funds Ltd	(6,034)	(6,034)	0	0.00%
<b>TOTAL P.S. BUDGET ADJUSTMENTS</b>	<b>(\$6,034)</b>	<b>(\$6,034)</b>	<b>\$0</b>	<b>0.00%</b>
<b>PERSONAL SERVICES</b>				
3400 Other Funds Ltd	(3,959)	(3,959)	0	0.00%
<b>TOTAL PERSONAL SERVICES</b>	<b>(\$3,959)</b>	<b>(\$3,959)</b>	<b>\$0</b>	<b>0.00%</b>
<b>EXPENDITURES</b>				
3400 Other Funds Ltd	(3,959)	(3,959)	0	0.00%
<b>TOTAL EXPENDITURES</b>	<b>(\$3,959)</b>	<b>(\$3,959)</b>	<b>\$0</b>	<b>0.00%</b>

10/12/23

Page 83 of 109

ANA101A - Package Comparison Report - Detail  
ANA101A

7:15 AM



# Special Reports

**Treasury, Oregon State**

**Agency Number: 17000**

**Package Comparison Report - Detail**  
**2023-25 Biennium**  
**Administrative Services**

**Cross Reference Number: 17000-070-00-00-00000**  
**Package: Vacancy Factor and Non-ORPICS Personal Services**  
**Pkg Group: ESS Pkg Type: 010 Pkg Number: 010**

Description	Governor's Budget (Y-01)	Leg. Adopted Budget (Z-01)	Column 2 Minus Column 1	% Change from Column 1 to Column 2
	Column 1	Column 2		
<b>ENDING BALANCE</b>				
3400 Other Funds Ltd	3,959	3,959	0	0.00%
<b>TOTAL ENDING BALANCE</b>	<b>\$3,959</b>	<b>\$3,959</b>	<b>\$0</b>	<b>0.00%</b>

10/12/23

Page 84 of 109

ANA101A - Package Comparison Report - Detail  
ANA101A

7:15 AM



# Special Reports

Treasury, Oregon State

Agency Number: 17000

Package Comparison Report - Detail  
2023-25 Biennium  
Administrative Services

Cross Reference Number: 17000-070-00-00-00000

Package: Phase-in

Pkg Group: ESS Pkg Type: 020 Pkg Number: 021

Description	Governor's Budget (Y-01)	Leg. Adopted Budget (Z-01)	Column 2 Minus Column 1	% Change from Column 1 to Column 2
	Column 1	Column 2		
EXPENDITURES				
SERVICES & SUPPLIES				
4425 Facilities Rental and Taxes				
3400 Other Funds Ltd	378,438	378,438	0	0.00%
SERVICES & SUPPLIES				
3400 Other Funds Ltd	378,438	378,438	0	0.00%
TOTAL SERVICES & SUPPLIES	\$378,438	\$378,438	\$0	0.00%
EXPENDITURES				
3400 Other Funds Ltd	378,438	378,438	0	0.00%
TOTAL EXPENDITURES	\$378,438	\$378,438	\$0	0.00%
ENDING BALANCE				
3400 Other Funds Ltd	(378,438)	(378,438)	0	0.00%
TOTAL ENDING BALANCE	(\$378,438)	(\$378,438)	\$0	0.00%

10/12/23

Page 85 of 109

ANA101A - Package Comparison Report - Detail  
ANA101A

7:15 AM



# Special Reports

Treasury, Oregon State

Agency Number: 17000

Package Comparison Report - Detail  
2023-25 Biennium  
Administrative Services

Cross Reference Number: 17000-070-00-00-00000  
Package: Phase-out Pgm & One-time Costs  
Pkg Group: ESS Pkg Type: 020 Pkg Number: 022

Description	Governor's Budget (Y-01)	Leg. Adopted Budget (Z-01)	Column 2 Minus Column 1	% Change from Column 1 to Column 2
	Column 1	Column 2		
EXPENDITURES				
SERVICES & SUPPLIES				
4250 Data Processing				
3400 Other Funds Ltd	(25,000)	(25,000)	0	0.00%
4300 Professional Services				
3400 Other Funds Ltd	(50,600)	(50,600)	0	0.00%
4700 Expendable Prop 250 - 5000				
3400 Other Funds Ltd	(33,576)	(33,576)	0	0.00%
4715 IT Expendable Property				
3400 Other Funds Ltd	(31,936)	(31,936)	0	0.00%
SERVICES & SUPPLIES				
3400 Other Funds Ltd	(141,112)	(141,112)	0	0.00%
TOTAL SERVICES & SUPPLIES	(\$141,112)	(\$141,112)	\$0	0.00%
EXPENDITURES				
3400 Other Funds Ltd	(141,112)	(141,112)	0	0.00%
TOTAL EXPENDITURES	(\$141,112)	(\$141,112)	\$0	0.00%
ENDING BALANCE				
3400 Other Funds Ltd	141,112	141,112	0	0.00%
TOTAL ENDING BALANCE	\$141,112	\$141,112	\$0	0.00%

10/12/23

Page 86 of 109

ANA101A - Package Comparison Report - Detail  
ANA101A

7:15 AM



# Special Reports

Treasury, Oregon State

Agency Number: 17000

Package Comparison Report - Detail  
2023-25 Biennium  
Administrative Services

Cross Reference Number: 17000-070-00-00-00000

Package: Standard Inflation

Pkg Group: ESS Pkg Type: 030 Pkg Number: 031

Description	Governor's Budget (Y-01)	Leg. Adopted Budget (Z-01)	Column 2 Minus Column 1	% Change from Column 1 to Column 2
	Column 1	Column 2		

## EXPENDITURES

### SERVICES & SUPPLIES

#### 4100 Instate Travel

3400 Other Funds Ltd	2,424	2,424	0	0.00%
----------------------	-------	-------	---	-------

#### 4125 Out of State Travel

3400 Other Funds Ltd	2,814	2,814	0	0.00%
----------------------	-------	-------	---	-------

#### 4150 Employee Training

3400 Other Funds Ltd	19,676	19,676	0	0.00%
----------------------	--------	--------	---	-------

#### 4175 Office Expenses

3400 Other Funds Ltd	5,094	5,094	0	0.00%
----------------------	-------	-------	---	-------

#### 4200 Telecommunications

3400 Other Funds Ltd	16,680	16,680	0	0.00%
----------------------	--------	--------	---	-------

#### 4225 State Gov. Service Charges

3400 Other Funds Ltd	519,960	519,960	0	0.00%
----------------------	---------	---------	---	-------

#### 4250 Data Processing

3400 Other Funds Ltd	36,824	36,824	0	0.00%
----------------------	--------	--------	---	-------

#### 4275 Publicity and Publications

3400 Other Funds Ltd	567	567	0	0.00%
----------------------	-----	-----	---	-------

#### 4300 Professional Services

10/12/23

Page 87 of 109

ANA101A - Package Comparison Report - Detail  
ANA101A

7:15 AM



# Special Reports

Treasury, Oregon State

Agency Number: 17000

Package Comparison Report - Detail  
2023-25 Biennium  
Administrative Services

Cross Reference Number: 17000-070-00-00-00000

Package: Standard Inflation

Pkg Group: ESS Pkg Type: 030 Pkg Number: 031

Description	Governor's Budget (Y-01)	Leg. Adopted Budget (Z-01)	Column 2 Minus Column 1	% Change from Column 1 to Column 2
	Column 1	Column 2		
3400 Other Funds Ltd	198,212	198,212	0	0.00%
<b>4315 IT Professional Services</b>				
3400 Other Funds Ltd	76,026	76,026	0	0.00%
<b>4325 Attorney General</b>				
3400 Other Funds Ltd	16,672	16,672	0	0.00%
<b>4375 Employee Recruitment and Develop</b>				
3400 Other Funds Ltd	4,011	4,011	0	0.00%
<b>4400 Dues and Subscriptions</b>				
3400 Other Funds Ltd	8,923	8,923	0	0.00%
<b>4425 Facilities Rental and Taxes</b>				
3400 Other Funds Ltd	430,979	430,979	0	0.00%
<b>4475 Facilities Maintenance</b>				
3400 Other Funds Ltd	212	212	0	0.00%
<b>4575 Agency Program Related S and S</b>				
3400 Other Funds Ltd	215	215	0	0.00%
<b>4650 Other Services and Supplies</b>				
3400 Other Funds Ltd	16,771	16,771	0	0.00%
<b>4700 Expendable Prop 250 - 5000</b>				
3400 Other Funds Ltd	3,654	3,654	0	0.00%

10/12/23

Page 88 of 109

ANA101A - Package Comparison Report - Detail  
ANA101A

7:15 AM



# Special Reports

Treasury, Oregon State

Agency Number: 17000

Package Comparison Report - Detail  
2023-25 Biennium  
Administrative Services

Cross Reference Number: 17000-070-00-00-00000

Package: Standard Inflation

Pkg Group: ESS Pkg Type: 030 Pkg Number: 031

Description	Governor's Budget (Y-01)	Leg. Adopted Budget (Z-01)	Column 2 Minus Column 1	% Change from Column 1 to Column 2
	Column 1	Column 2		
<b>4715 IT Expendable Property</b>				
3400 Other Funds Ltd	36,529	36,529	0	0.00%
<b>SERVICES &amp; SUPPLIES</b>				
3400 Other Funds Ltd	1,396,243	1,396,243	0	0.00%
<b>TOTAL SERVICES &amp; SUPPLIES</b>	<b>\$1,396,243</b>	<b>\$1,396,243</b>	<b>\$0</b>	<b>0.00%</b>
<b>CAPITAL OUTLAY</b>				
<b>5150 Telecommunications Equipment</b>				
3400 Other Funds Ltd	6,042	6,042	0	0.00%
<b>5200 Technical Equipment</b>				
3400 Other Funds Ltd	16,800	16,800	0	0.00%
<b>5550 Data Processing Software</b>				
3400 Other Funds Ltd	6,003	6,003	0	0.00%
<b>CAPITAL OUTLAY</b>				
3400 Other Funds Ltd	28,845	28,845	0	0.00%
<b>TOTAL CAPITAL OUTLAY</b>	<b>\$28,845</b>	<b>\$28,845</b>	<b>\$0</b>	<b>0.00%</b>
<b>EXPENDITURES</b>				
3400 Other Funds Ltd	1,425,088	1,425,088	0	0.00%
<b>TOTAL EXPENDITURES</b>	<b>\$1,425,088</b>	<b>\$1,425,088</b>	<b>\$0</b>	<b>0.00%</b>
<b>ENDING BALANCE</b>				

10/12/23

Page 89 of 109

ANA101A - Package Comparison Report - Detail  
ANA101A

7:15 AM



# Special Reports

**Treasury, Oregon State**

**Agency Number: 17000**

**Package Comparison Report - Detail**

**Cross Reference Number: 17000-070-00-00-00000**

**2023-25 Biennium**

**Package: Standard Inflation**

**Administrative Services**

**Pkg Group: ESS Pkg Type: 030 Pkg Number: 031**

Description	Governor's Budget (Y-01)	Leg. Adopted Budget (Z-01)	Column 2 Minus Column 1	% Change from Column 1 to Column 2
	Column 1	Column 2		
3400 Other Funds Ltd	(1,425,088)	(1,425,088)	0	0.00%
<b>TOTAL ENDING BALANCE</b>	<b>(\$1,425,088)</b>	<b>(\$1,425,088)</b>	<b>\$0</b>	<b>0.00%</b>

10/12/23

Page 90 of 109

ANA101A - Package Comparison Report - Detail

ANA101A

7:15 AM





# Special Reports

Treasury, Oregon State

Agency Number: 17000

Package Comparison Report - Detail  
2023-25 Biennium  
Administrative Services

Cross Reference Number: 17000-070-00-00-00000  
Package: Technical Adjustments  
Pkg Group: ESS Pkg Type: 060 Pkg Number: 060

Description	Governor's Budget (Y-01)	Leg. Adopted Budget (Z-01)	Column 2 Minus Column 1	% Change from Column 1 to Column 2
	Column 1	Column 2		
EXPENDITURES				
SERVICES & SUPPLIES				
4250 Data Processing				
3400 Other Funds Ltd	199,793	199,793	0	0.00%
4425 Facilities Rental and Taxes				
3400 Other Funds Ltd	(310,007)	(310,007)	0	0.00%
4575 Agency Program Related S and S				
3400 Other Funds Ltd	217,015	217,015	0	0.00%
SERVICES & SUPPLIES				
3400 Other Funds Ltd	106,801	106,801	0	0.00%
TOTAL SERVICES & SUPPLIES	\$106,801	\$106,801	\$0	0.00%
CAPITAL OUTLAY				
5200 Technical Equipment				
3400 Other Funds Ltd	(416,808)	(416,808)	0	0.00%
CAPITAL OUTLAY				
3400 Other Funds Ltd	(416,808)	(416,808)	0	0.00%
TOTAL CAPITAL OUTLAY	(\$416,808)	(\$416,808)	\$0	0.00%
EXPENDITURES				
3400 Other Funds Ltd	(310,007)	(310,007)	0	0.00%

10/12/23

Page 91 of 109

ANA101A - Package Comparison Report - Detail  
ANA101A

7:15 AM



# Special Reports

Treasury, Oregon State

Agency Number: 17000

Package Comparison Report - Detail

Cross Reference Number: 17000-070-00-00-00000

2023-25 Biennium

Package: Technical Adjustments

Administrative Services

Pkg Group: ESS Pkg Type: 060 Pkg Number: 060

Description	Governor's Budget (Y-01)	Leg. Adopted Budget (Z-01)	Column 2 Minus Column 1	% Change from Column 1 to Column 2
	Column 1	Column 2		
TOTAL EXPENDITURES	(\$310,007)	(\$310,007)	\$0	0.00%
ENDING BALANCE				
3400 Other Funds Ltd	310,007	310,007	0	0.00%
TOTAL ENDING BALANCE	\$310,007	\$310,007	\$0	0.00%



# Special Reports

Treasury, Oregon State

Agency Number: 17000

Package Comparison Report - Detail  
2023-25 Biennium  
Administrative Services

Cross Reference Number: 17000-070-00-00-00000  
Package: June 2022 Emergency Board  
Pkg Group: POL Pkg Type: 080 Pkg Number: 081

Description	Governor's Budget (Y-01)	Leg. Adopted Budget (Z-01)	Column 2 Minus Column 1	% Change from Column 1 to Column 2
	Column 1	Column 2		
REVENUE CATEGORIES				
TRANSFERS IN				
1010 Transfer In - Intrafund				
3400 Other Funds Ltd	99,302	99,302	0	0.00%
AVAILABLE REVENUES				
3400 Other Funds Ltd	99,302	99,302	0	0.00%
TOTAL AVAILABLE REVENUES	\$99,302	\$99,302	\$0	0.00%
EXPENDITURES				
PERSONAL SERVICES				
SALARIES & WAGES				
3110 Class/Unclass Sal. and Per Diem				
3400 Other Funds Ltd	63,072	63,072	0	0.00%
SALARIES & WAGES				
3400 Other Funds Ltd	63,072	63,072	0	0.00%
TOTAL SALARIES & WAGES	\$63,072	\$63,072	\$0	0.00%
OTHER PAYROLL EXPENSES				
3210 Empl. Rel. Bd. Assessments				
3400 Other Funds Ltd	27	27	0	0.00%
3220 Public Employees Retire Cont				

10/12/23

Page 93 of 109

ANA101A - Package Comparison Report - Detail  
ANA101A

7:15 AM



# Special Reports

Treasury, Oregon State

Agency Number: 17000

Package Comparison Report - Detail  
2023-25 Biennium  
Administrative Services

Cross Reference Number: 17000-070-00-00-00000  
Package: June 2022 Emergency Board  
Pkg Group: POL Pkg Type: 080 Pkg Number: 081

Description	Governor's Budget (Y-01)	Leg. Adopted Budget (Z-01)	Column 2 Minus Column 1	% Change from Column 1 to Column 2
	Column 1	Column 2		
3400 Other Funds Ltd	11,302	11,302	0	0.00%
<b>3230 Social Security Taxes</b>				
3400 Other Funds Ltd	4,825	4,825	0	0.00%
<b>3241 Paid Family Medical Leave Insurance</b>				
3400 Other Funds Ltd	253	253	0	0.00%
<b>3250 Workers Comp. Assess. (WCD)</b>				
3400 Other Funds Ltd	23	23	0	0.00%
<b>3270 Flexible Benefits</b>				
3400 Other Funds Ltd	19,800	19,800	0	0.00%
<b>OTHER PAYROLL EXPENSES</b>				
3400 Other Funds Ltd	36,230	36,230	0	0.00%
<b>TOTAL OTHER PAYROLL EXPENSES</b>	<b>\$36,230</b>	<b>\$36,230</b>	<b>\$0</b>	<b>0.00%</b>
<b>PERSONAL SERVICES</b>				
3400 Other Funds Ltd	99,302	99,302	0	0.00%
<b>TOTAL PERSONAL SERVICES</b>	<b>\$99,302</b>	<b>\$99,302</b>	<b>\$0</b>	<b>0.00%</b>
<b>EXPENDITURES</b>				
3400 Other Funds Ltd	99,302	99,302	0	0.00%
<b>TOTAL EXPENDITURES</b>	<b>\$99,302</b>	<b>\$99,302</b>	<b>\$0</b>	<b>0.00%</b>
<b>ENDING BALANCE</b>				

10/12/23

Page 94 of 109

ANA101A - Package Comparison Report - Detail  
ANA101A

7:15 AM



# Special Reports

**Treasury, Oregon State**

**Agency Number: 17000**

**Package Comparison Report - Detail**  
**2023-25 Biennium**  
**Administrative Services**

**Cross Reference Number: 17000-070-00-00-00000**  
**Package: June 2022 Emergency Board**  
**Pkg Group: POL Pkg Type: 080 Pkg Number: 081**

Description	Governor's Budget (Y-01)	Leg. Adopted Budget (Z-01)	Column 2 Minus Column 1	% Change from Column 1 to Column 2
	Column 1	Column 2		
3400 Other Funds Ltd	-	-	0	0.00%
<b>TOTAL ENDING BALANCE</b>	-	-	<b>\$0</b>	<b>0.00%</b>
<b>AUTHORIZED FTE</b>				
8250 Class/Unclass FTE Positions	0.50	0.50	0.00	0.00%

10/12/23

Page 95 of 109

ANA101A - Package Comparison Report - Detail  
ANA101A

7:15 AM



# Special Reports

Treasury, Oregon State

Agency Number: 17000

Package Comparison Report - Detail  
2023-25 Biennium  
Administrative Services

Cross Reference Number: 17000-070-00-00-00000  
Package: Statewide AG Adjustment  
Pkg Group: POL Pkg Type: 090 Pkg Number: 092

Description	Governor's Budget (Y-01)	Leg. Adopted Budget (Z-01)	Column 2 Minus Column 1	% Change from Column 1 to Column 2
	Column 1	Column 2		
EXPENDITURES				
SERVICES & SUPPLIES				
4325 Attorney General				
3400 Other Funds Ltd	(5,129)	-	5,129	100.00%
SERVICES & SUPPLIES				
3400 Other Funds Ltd	(5,129)	-	5,129	100.00%
TOTAL SERVICES & SUPPLIES	(\$5,129)	-	\$5,129	100.00%
EXPENDITURES				
3400 Other Funds Ltd	(5,129)	-	5,129	100.00%
TOTAL EXPENDITURES	(\$5,129)	-	\$5,129	100.00%
ENDING BALANCE				
3400 Other Funds Ltd	5,129	-	(5,129)	(100.00%)
TOTAL ENDING BALANCE	\$5,129	-	(\$5,129)	(100.00%)

10/12/23

Page 96 of 109

ANA101A - Package Comparison Report - Detail  
ANA101A

7:15 AM



# Special Reports

Treasury, Oregon State

Agency Number: 17000

Package Comparison Report - Detail  
2023-25 Biennium  
Administrative Services

Cross Reference Number: 17000-070-00-00-00000  
Package: Statewide Adjustment DAS Chgs  
Pkg Group: POL Pkg Type: 090 Pkg Number: 093

Description	Governor's Budget (Y-01)	Leg. Adopted Budget (Z-01)	Column 2 Minus Column 1	% Change from Column 1 to Column 2
	Column 1	Column 2		
EXPENDITURES				
SERVICES & SUPPLIES				
4225 State Gov. Service Charges				
3400 Other Funds Ltd	(130,345)	-	130,345	100.00%
4650 Other Services and Supplies				
3400 Other Funds Ltd	48,239	-	(48,239)	(100.00%)
SERVICES & SUPPLIES				
3400 Other Funds Ltd	(82,106)	-	82,106	100.00%
TOTAL SERVICES & SUPPLIES	(\$82,106)	-	\$82,106	100.00%
EXPENDITURES				
3400 Other Funds Ltd	(82,106)	-	82,106	100.00%
TOTAL EXPENDITURES	(\$82,106)	-	\$82,106	100.00%
ENDING BALANCE				
3400 Other Funds Ltd	82,106	-	(82,106)	(100.00%)
TOTAL ENDING BALANCE	\$82,106	-	(\$82,106)	(100.00%)

10/12/23

Page 97 of 109

ANA101A - Package Comparison Report - Detail  
ANA101A

7:15 AM



# Special Reports

Treasury, Oregon State

Agency Number: 17000

Package Comparison Report - Detail  
2023-25 Biennium  
Administrative Services

Cross Reference Number: 17000-070-00-00-00000  
Package: Ready, Resilient Operations: IT  
Pkg Group: POL Pkg Type: POL Pkg Number: 101

Description	Governor's Budget (Y-01)	Leg. Adopted Budget (Z-01)	Column 2 Minus Column 1	% Change from Column 1 to Column 2
	Column 1	Column 2		

REVENUE CATEGORIES

TRANSFERS IN

1010 Transfer In - Intrafund

3400 Other Funds Ltd	1,310,440	622,852	(687,588)	(52.47%)
----------------------	-----------	---------	-----------	----------

AVAILABLE REVENUES

3400 Other Funds Ltd	1,310,440	622,852	(687,588)	(52.47%)
----------------------	-----------	---------	-----------	----------

<b>TOTAL AVAILABLE REVENUES</b>	<b>\$1,310,440</b>	<b>\$622,852</b>	<b>(\$687,588)</b>	<b>(52.47%)</b>
---------------------------------	--------------------	------------------	--------------------	-----------------

EXPENDITURES

PERSONAL SERVICES

SALARIES & WAGES

3110 Class/Unclass Sal. and Per Diem

3400 Other Funds Ltd	719,726	388,384	(331,342)	(46.04%)
----------------------	---------	---------	-----------	----------

SALARIES & WAGES

3400 Other Funds Ltd	719,726	388,384	(331,342)	(46.04%)
----------------------	---------	---------	-----------	----------

<b>TOTAL SALARIES &amp; WAGES</b>	<b>\$719,726</b>	<b>\$388,384</b>	<b>(\$331,342)</b>	<b>(46.04%)</b>
-----------------------------------	------------------	------------------	--------------------	-----------------

OTHER PAYROLL EXPENSES

3210 Empl. Rel. Bd. Assessments

3400 Other Funds Ltd	192	96	(96)	(50.00%)
----------------------	-----	----	------	----------

3220 Public Employees Retire Cont

10/12/23

Page 98 of 109

ANA101A - Package Comparison Report - Detail  
ANA101A

7:15 AM





# Special Reports

Treasury, Oregon State

Agency Number: 17000

Package Comparison Report - Detail  
2023-25 Biennium  
Administrative Services

Cross Reference Number: 17000-070-00-00-00000  
Package: Ready, Resilient Operations: IT  
Pkg Group: POL Pkg Type: POL Pkg Number: 101

Description	Governor's Budget (Y-01)	Leg. Adopted Budget (Z-01)	Column 2 Minus Column 1	% Change from Column 1 to Column 2
	Column 1	Column 2		
3400 Other Funds Ltd	128,974	69,598	(59,376)	(46.04%)
<b>3230 Social Security Taxes</b>				
3400 Other Funds Ltd	54,490	29,142	(25,348)	(46.52%)
<b>3241 Paid Family Medical Leave Insurance</b>				
3400 Other Funds Ltd	2,842	1,517	(1,325)	(46.62%)
<b>3250 Workers Comp. Assess. (WCD)</b>				
3400 Other Funds Ltd	168	84	(84)	(50.00%)
<b>3270 Flexible Benefits</b>				
3400 Other Funds Ltd	145,200	72,600	(72,600)	(50.00%)
<b>OTHER PAYROLL EXPENSES</b>				
3400 Other Funds Ltd	331,866	173,037	(158,829)	(47.86%)
<b>TOTAL OTHER PAYROLL EXPENSES</b>	<b>\$331,866</b>	<b>\$173,037</b>	<b>(\$158,829)</b>	<b>(47.86%)</b>
<b>PERSONAL SERVICES</b>				
3400 Other Funds Ltd	1,051,592	561,421	(490,171)	(46.61%)
<b>TOTAL PERSONAL SERVICES</b>	<b>\$1,051,592</b>	<b>\$561,421</b>	<b>(\$490,171)</b>	<b>(46.61%)</b>
<b>SERVICES &amp; SUPPLIES</b>				
<b>4100 Instate Travel</b>				
3400 Other Funds Ltd	3,260	1,630	(1,630)	(50.00%)
<b>4125 Out of State Travel</b>				

10/12/23

Page 99 of 109

ANA101A - Package Comparison Report - Detail  
ANA101A

7:15 AM



# Special Reports

Treasury, Oregon State

Agency Number: 17000

Package Comparison Report - Detail  
2023-25 Biennium  
Administrative Services

Cross Reference Number: 17000-070-00-00-00000  
Package: Ready, Resilient Operations: IT  
Pkg Group: POL Pkg Type: POL Pkg Number: 101

Description	Governor's Budget (Y-01)	Leg. Adopted Budget (Z-01)	Column 2 Minus Column 1	% Change from Column 1 to Column 2
	Column 1	Column 2		
3400 Other Funds Ltd	10,000	5,000	(5,000)	(50.00%)
<b>4150 Employee Training</b>				
3400 Other Funds Ltd	21,316	11,376	(9,940)	(46.63%)
<b>4175 Office Expenses</b>				
3400 Other Funds Ltd	13,040	6,520	(6,520)	(50.00%)
<b>4200 Telecommunications</b>				
3400 Other Funds Ltd	15,216	7,608	(7,608)	(50.00%)
<b>4250 Data Processing</b>				
3400 Other Funds Ltd	4,208	2,104	(2,104)	(50.00%)
<b>4275 Publicity and Publications</b>				
3400 Other Funds Ltd	2,380	1,190	(1,190)	(50.00%)
<b>4375 Employee Recruitment and Develop</b>				
3400 Other Funds Ltd	2,176	1,088	(1,088)	(50.00%)
<b>4400 Dues and Subscriptions</b>				
3400 Other Funds Ltd	2,380	1,190	(1,190)	(50.00%)
<b>4425 Facilities Rental and Taxes</b>				
3400 Other Funds Ltd	148,400	74,200	(74,200)	(50.00%)
<b>4650 Other Services and Supplies</b>				
3400 Other Funds Ltd	2,340	1,170	(1,170)	(50.00%)

10/12/23

Page 100 of 109

ANA101A - Package Comparison Report - Detail  
ANA101A

7:15 AM



# Special Reports

Treasury, Oregon State

Agency Number: 17000

Package Comparison Report - Detail  
2023-25 Biennium  
Administrative Services

Cross Reference Number: 17000-070-00-00-00000  
Package: Ready, Resilient Operations: IT  
Pkg Group: POL Pkg Type: POL Pkg Number: 101

Description	Governor's Budget (Y-01)	Leg. Adopted Budget (Z-01)	Column 2 Minus Column 1	% Change from Column 1 to Column 2
	Column 1	Column 2		
<b>4700 Expendable Prop 250 - 5000</b>				
3400 Other Funds Ltd	17,492	8,746	(8,746)	(50.00%)
<b>4715 IT Expendable Property</b>				
3400 Other Funds Ltd	16,640	8,320	(8,320)	(50.00%)
<b>SERVICES &amp; SUPPLIES</b>				
3400 Other Funds Ltd	258,848	130,142	(128,706)	(49.72%)
<b>TOTAL SERVICES &amp; SUPPLIES</b>	<b>\$258,848</b>	<b>\$130,142</b>	<b>(\$128,706)</b>	<b>(49.72%)</b>
<b>EXPENDITURES</b>				
3400 Other Funds Ltd	1,310,440	691,563	(618,877)	(47.23%)
<b>TOTAL EXPENDITURES</b>	<b>\$1,310,440</b>	<b>\$691,563</b>	<b>(\$618,877)</b>	<b>(47.23%)</b>
<b>ENDING BALANCE</b>				
3400 Other Funds Ltd	-	(68,711)	(68,711)	100.00%
<b>TOTAL ENDING BALANCE</b>	<b>-</b>	<b>(\$68,711)</b>	<b>(\$68,711)</b>	<b>100.00%</b>
<b>AUTHORIZED POSITIONS</b>				
8150 Class/Unclass Positions	4	2	(2)	(50.00%)
<b>AUTHORIZED FTE</b>				
8250 Class/Unclass FTE Positions	3.68	1.84	(1.84)	(50.00%)

10/12/23

Page 101 of 109

ANA101A - Package Comparison Report - Detail  
ANA101A

7:15 AM



# Special Reports

Treasury, Oregon State

Agency Number: 17000

Package Comparison Report - Detail  
2023-25 Biennium  
Administrative Services

Cross Reference Number: 17000-070-00-00-00000  
Package: Capacity & Resilience: Government Services  
Pkg Group: POL Pkg Type: POL Pkg Number: 103

Description	Governor's Budget (Y-01)	Leg. Adopted Budget (Z-01)	Column 2 Minus Column 1	% Change from Column 1 to Column 2
	Column 1	Column 2		

REVENUE CATEGORIES

TRANSFERS IN

1010 Transfer In - Intrafund

3400 Other Funds Ltd	232,363	209,276	(23,087)	(9.94%)
----------------------	---------	---------	----------	---------

AVAILABLE REVENUES

3400 Other Funds Ltd	232,363	209,276	(23,087)	(9.94%)
----------------------	---------	---------	----------	---------

<b>TOTAL AVAILABLE REVENUES</b>	<b>\$232,363</b>	<b>\$209,276</b>	<b>(\$23,087)</b>	<b>(9.94%)</b>
---------------------------------	------------------	------------------	-------------------	----------------

EXPENDITURES

PERSONAL SERVICES

SALARIES & WAGES

3110 Class/Unclass Sal. and Per Diem

3400 Other Funds Ltd	105,908	105,908	0	0.00%
----------------------	---------	---------	---	-------

SALARIES & WAGES

3400 Other Funds Ltd	105,908	105,908	0	0.00%
----------------------	---------	---------	---	-------

<b>TOTAL SALARIES &amp; WAGES</b>	<b>\$105,908</b>	<b>\$105,908</b>	<b>\$0</b>	<b>0.00%</b>
-----------------------------------	------------------	------------------	------------	--------------

OTHER PAYROLL EXPENSES

3210 Empl. Rel. Bd. Assessments

3400 Other Funds Ltd	48	48	0	0.00%
----------------------	----	----	---	-------

3220 Public Employees Retire Cont

10/12/23

Page 102 of 109

ANA101A - Package Comparison Report - Detail  
ANA101A

7:15 AM



# Special Reports

Treasury, Oregon State

Agency Number: 17000

Package Comparison Report - Detail  
2023-25 Biennium  
Administrative Services

Cross Reference Number: 17000-070-00-00-00000  
Package: Capacity & Resilience: Government Services  
Pkg Group: POL Pkg Type: POL Pkg Number: 103

Description	Governor's Budget (Y-01)	Leg. Adopted Budget (Z-01)	Column 2 Minus Column 1	% Change from Column 1 to Column 2
	Column 1	Column 2		
3400 Other Funds Ltd	18,979	18,979	0	0.00%
<b>3230 Social Security Taxes</b>				
3400 Other Funds Ltd	8,102	8,102	0	0.00%
<b>3241 Paid Family Medical Leave Insurance</b>				
3400 Other Funds Ltd	424	424	0	0.00%
<b>3250 Workers Comp. Assess. (WCD)</b>				
3400 Other Funds Ltd	42	42	0	0.00%
<b>3270 Flexible Benefits</b>				
3400 Other Funds Ltd	36,300	36,300	0	0.00%
<b>OTHER PAYROLL EXPENSES</b>				
3400 Other Funds Ltd	63,895	63,895	0	0.00%
<b>TOTAL OTHER PAYROLL EXPENSES</b>	<b>\$63,895</b>	<b>\$63,895</b>	<b>\$0</b>	<b>0.00%</b>
<b>PERSONAL SERVICES</b>				
3400 Other Funds Ltd	169,803	169,803	0	0.00%
<b>TOTAL PERSONAL SERVICES</b>	<b>\$169,803</b>	<b>\$169,803</b>	<b>\$0</b>	<b>0.00%</b>
<b>SERVICES &amp; SUPPLIES</b>				
<b>4100 Instate Travel</b>				
3400 Other Funds Ltd	815	815	0	0.00%
<b>4125 Out of State Travel</b>				

10/12/23

Page 103 of 109

ANA101A - Package Comparison Report - Detail  
ANA101A

7:15 AM



# Special Reports

**Treasury, Oregon State**

**Agency Number: 17000**

**Package Comparison Report - Detail**  
**2023-25 Biennium**  
**Administrative Services**

**Cross Reference Number: 17000-070-00-00-00000**  
**Package: Capacity & Resilience: Government Services**  
**Pkg Group: POL Pkg Type: POL Pkg Number: 103**

Description	Governor's Budget (Y-01)	Leg. Adopted Budget (Z-01)	Column 2 Minus Column 1	% Change from Column 1 to Column 2
	Column 1	Column 2		
3400 Other Funds Ltd	2,500	2,500	0	0.00%
<b>4150 Employee Training</b>				
3400 Other Funds Ltd	3,177	3,177	0	0.00%
<b>4175 Office Expenses</b>				
3400 Other Funds Ltd	3,260	3,260	0	0.00%
<b>4200 Telecommunications</b>				
3400 Other Funds Ltd	3,804	3,804	0	0.00%
<b>4250 Data Processing</b>				
3400 Other Funds Ltd	1,052	1,052	0	0.00%
<b>4275 Publicity and Publications</b>				
3400 Other Funds Ltd	595	595	0	0.00%
<b>4375 Employee Recruitment and Develop</b>				
3400 Other Funds Ltd	544	544	0	0.00%
<b>4400 Dues and Subscriptions</b>				
3400 Other Funds Ltd	595	595	0	0.00%
<b>4425 Facilities Rental and Taxes</b>				
3400 Other Funds Ltd	37,100	37,100	0	0.00%
<b>4650 Other Services and Supplies</b>				
3400 Other Funds Ltd	585	585	0	0.00%

10/12/23

Page 104 of 109

ANA101A - Package Comparison Report - Detail  
ANA101A

7:15 AM



# Special Reports

Treasury, Oregon State

Agency Number: 17000

Package Comparison Report - Detail  
2023-25 Biennium  
Administrative Services

Cross Reference Number: 17000-070-00-00-00000  
Package: Capacity & Resilience: Government Services  
Pkg Group: POL Pkg Type: POL Pkg Number: 103

Description	Governor's Budget (Y-01)	Leg. Adopted Budget (Z-01)	Column 2 Minus Column 1	% Change from Column 1 to Column 2
	Column 1	Column 2		
<b>4700 Expendable Prop 250 - 5000</b>				
3400 Other Funds Ltd	4,373	4,373	0	0.00%
<b>4715 IT Expendable Property</b>				
3400 Other Funds Ltd	4,160	4,160	0	0.00%
<b>SERVICES &amp; SUPPLIES</b>				
3400 Other Funds Ltd	62,560	62,560	0	0.00%
<b>TOTAL SERVICES &amp; SUPPLIES</b>	<b>\$62,560</b>	<b>\$62,560</b>	<b>\$0</b>	<b>0.00%</b>
<b>EXPENDITURES</b>				
3400 Other Funds Ltd	232,363	232,363	0	0.00%
<b>TOTAL EXPENDITURES</b>	<b>\$232,363</b>	<b>\$232,363</b>	<b>\$0</b>	<b>0.00%</b>
<b>ENDING BALANCE</b>				
3400 Other Funds Ltd	-	(23,087)	(23,087)	100.00%
<b>TOTAL ENDING BALANCE</b>	<b>-</b>	<b>(\$23,087)</b>	<b>(\$23,087)</b>	<b>100.00%</b>
<b>AUTHORIZED POSITIONS</b>				
8150 Class/Unclass Positions	1	1	0	0.00%
<b>AUTHORIZED FTE</b>				
8250 Class/Unclass FTE Positions	0.92	0.92	0.00	0.00%

10/12/23

Page 105 of 109

ANA101A - Package Comparison Report - Detail  
ANA101A

7:15 AM



# Special Reports

Treasury, Oregon State

Agency Number: 17000

Package Comparison Report - Detail  
2023-25 Biennium  
Administrative Services

Cross Reference Number: 17000-070-00-00-00000  
Package: Statewide Adjustments  
Pkg Group: POL Pkg Type: LFO Pkg Number: 810

Description	Governor's Budget (Y-01)	Leg. Adopted Budget (Z-01)	Column 2 Minus Column 1	% Change from Column 1 to Column 2
	Column 1	Column 2		
EXPENDITURES				
SERVICES & SUPPLIES				
4200 Telecommunications				
3400 Other Funds Ltd	-	(35,883)	(35,883)	100.00%
4225 State Gov. Service Charges				
3400 Other Funds Ltd	-	(70,309)	(70,309)	100.00%
4325 Attorney General				
3400 Other Funds Ltd	-	(9,504)	(9,504)	100.00%
4375 Employee Recruitment and Develop				
3400 Other Funds Ltd	-	2,564	2,564	100.00%
SERVICES & SUPPLIES				
3400 Other Funds Ltd	-	(113,132)	(113,132)	100.00%
TOTAL SERVICES & SUPPLIES	-	(\$113,132)	(\$113,132)	100.00%
EXPENDITURES				
3400 Other Funds Ltd	-	(113,132)	(113,132)	100.00%
TOTAL EXPENDITURES	-	(\$113,132)	(\$113,132)	100.00%
ENDING BALANCE				
3400 Other Funds Ltd	-	113,132	113,132	100.00%
TOTAL ENDING BALANCE	-	\$113,132	\$113,132	100.00%

10/12/23

Page 106 of 109

ANA101A - Package Comparison Report - Detail  
ANA101A

7:15 AM





# Special Reports

Treasury, Oregon State

Agency Number: 17000

Package Comparison Report - Detail  
2023-25 Biennium  
Administrative Services

Cross Reference Number: 17000-070-00-00-00000  
Package: Policy Bills  
Pkg Group: POL Pkg Type: LFO Pkg Number: 813

Description	Governor's Budget (Y-01)	Leg. Adopted Budget (Z-01)	Column 2 Minus Column 1	% Change from Column 1 to Column 2
	Column 1	Column 2		
REVENUE CATEGORIES				
TRANSFERS IN				
1010 Transfer In - Intrafund				
3400 Other Funds Ltd	-	46,636	46,636	100.00%
AVAILABLE REVENUES				
3400 Other Funds Ltd	-	46,636	46,636	100.00%
TOTAL AVAILABLE REVENUES	-	\$46,636	\$46,636	100.00%
EXPENDITURES				
PERSONAL SERVICES				
SALARIES & WAGES				
3110 Class/Unclass Sal. and Per Diem				
3400 Other Funds Ltd	-	33,018	33,018	100.00%
SALARIES & WAGES				
3400 Other Funds Ltd	-	33,018	33,018	100.00%
TOTAL SALARIES & WAGES	-	\$33,018	\$33,018	100.00%
OTHER PAYROLL EXPENSES				
3210 Empl. Rel. Bd. Assessments				
3400 Other Funds Ltd	-	13	13	100.00%
3220 Public Employees Retire Cont				

10/12/23

Page 107 of 109

ANA101A - Package Comparison Report - Detail  
ANA101A

7:15 AM



# Special Reports

Treasury, Oregon State

Agency Number: 17000

Package Comparison Report - Detail  
2023-25 Biennium  
Administrative Services

Cross Reference Number: 17000-070-00-00-00000  
Package: Policy Bills  
Pkg Group: POL Pkg Type: LFO Pkg Number: 813

Description	Governor's Budget (Y-01)	Leg. Adopted Budget (Z-01)	Column 2 Minus Column 1	% Change from Column 1 to Column 2
	Column 1	Column 2		
3400 Other Funds Ltd	-	5,917	5,917	100.00%
<b>3230 Social Security Taxes</b>				
3400 Other Funds Ltd	-	2,526	2,526	100.00%
<b>3241 Paid Family Medical Leave Insurance</b>				
3400 Other Funds Ltd	-	132	132	100.00%
<b>3250 Workers Comp. Assess. (WCD)</b>				
3400 Other Funds Ltd	-	11	11	100.00%
<b>3270 Flexible Benefits</b>				
3400 Other Funds Ltd	-	9,900	9,900	100.00%
<b>OTHER PAYROLL EXPENSES</b>				
3400 Other Funds Ltd	-	18,499	18,499	100.00%
<b>TOTAL OTHER PAYROLL EXPENSES</b>	-	<b>\$18,499</b>	<b>\$18,499</b>	<b>100.00%</b>
<b>P.S. BUDGET ADJUSTMENTS</b>				
<b>3465 Reconciliation Adjustment</b>				
3400 Other Funds Ltd	-	264	264	100.00%
<b>P.S. BUDGET ADJUSTMENTS</b>				
3400 Other Funds Ltd	-	264	264	100.00%
<b>TOTAL P.S. BUDGET ADJUSTMENTS</b>	-	<b>\$264</b>	<b>\$264</b>	<b>100.00%</b>
<b>PERSONAL SERVICES</b>				

10/12/23

Page 108 of 109

ANA101A - Package Comparison Report - Detail  
ANA101A

7:15 AM



# Special Reports

## Treasury, Oregon State

Agency Number: 17000

Package Comparison Report - Detail  
2023-25 Biennium  
Administrative Services

Cross Reference Number: 17000-070-00-00-00000  
Package: Policy Bills  
Pkg Group: POL Pkg Type: LFO Pkg Number: 813

Description	Governor's Budget (Y-01)	Leg. Adopted Budget (Z-01)	Column 2 Minus Column 1	% Change from Column 1 to Column 2
	Column 1	Column 2		
3400 Other Funds Ltd	-	51,781	51,781	100.00%
<b>TOTAL PERSONAL SERVICES</b>	-	<b>\$51,781</b>	<b>\$51,781</b>	<b>100.00%</b>
<b>EXPENDITURES</b>				
3400 Other Funds Ltd	-	51,781	51,781	100.00%
<b>TOTAL EXPENDITURES</b>	-	<b>\$51,781</b>	<b>\$51,781</b>	<b>100.00%</b>
<b>ENDING BALANCE</b>				
3400 Other Funds Ltd	-	(5,145)	(5,145)	100.00%
<b>TOTAL ENDING BALANCE</b>	-	<b>(\$5,145)</b>	<b>(\$5,145)</b>	<b>100.00%</b>
<b>AUTHORIZED POSITIONS</b>				
8150 Class/Unclass Positions	-	1	1	100.00%
<b>AUTHORIZED FTE</b>				
8250 Class/Unclass FTE Positions	-	0.25	0.25	100.00%

10/12/23

Page 109 of 109

ANA101A - Package Comparison Report - Detail  
ANA101A

7:15 AM



# Special Reports

## PIC100 - Position Budget Report

Oregon Treasury

2023-25 Biennium

Cross Reference Number: 17000-000-00-00-00000

Budget Preparation

Legislatively Adopted Budget

Position Number	Classification	Classification Name	Sal Rng	Pos Type	Pos Cnt	FTE	Mos	Step	Rate	SAL/ OPE	Salary/OPE				
											GF	LF	OF	FF	AF
Total Salary											-	-	53,863,228	-	53,863,228
Total OPE											-	-	21,865,865	-	21,865,865
Total Personal Services					222	213.37	-	-	75,729,093	-	75,729,093				



# Special Reports

## PIC100 - Position Budget Report

## Cash Management Program

2023-25 Biennium

Cross Reference Number: 17000-010-10-00-00000

Budget Preparation

Legislatively Adopted Budget

Position Number	Classification	Classification Name	Sal Rng	Pos Type	Pos Cnt	FTE	Mos	Step	Rate	SAL/OPE	Salary/OPE				
											GF	LF	OF	FF	AF
0000009	OAS C1215 AP	ACCOUNTANT 1	21	PF	1	1.00	24	10	5771	SAL	-	-	138,504	-	138,504
										OPE	-	-	75,669	-	75,669
0008001	OAS C0211 AP	ACCOUNTING TECHNICIAN 2	17	PF	1	1.00	24	3	3483	SAL	-	-	83,592	-	83,592
										OPE	-	-	61,408	-	61,408
0022001	OAS C0108 AP	ADMINISTRATIVE SPECIALIST 2	20	PF	1	1.00	24	10	5503	SAL	-	-	132,072	-	132,072
										OPE	-	-	73,998	-	73,998
0033002	WTS X7008 AP	PRINCIPAL EXECUTIVE/MANAGER E	33X	PF	1	1.00	24	11	11253	SAL	-	-	270,072	-	270,072
										OPE	-	-	109,820	-	109,820
0047001	WTS X7014 AP	PRINCIPAL EXECUTIVE/MANAGER H	40X	PF	1	1.00	24	11	15804	SAL	-	-	379,296	-	379,296
										OPE	-	-	132,460	-	132,460
0102002	OAS C1217 AP	ACCOUNTANT 2	27	PF	1	1.00	24	10	7678	SAL	-	-	184,272	-	184,272
										OPE	-	-	87,555	-	87,555
0102003	OAS C0860 AP	PROGRAM ANALYST 1	23	PF	1	1.00	24	10	6350	SAL	-	-	152,400	-	152,400
										OPE	-	-	79,278	-	79,278
0104001	OAS C1216 AP	ACCOUNTANT 1	23	PF	1	1.00	24	4	4776	SAL	-	-	114,624	-	114,624
										OPE	-	-	69,467	-	69,467
0104004	WTS X7008 AP	PRINCIPAL EXECUTIVE/MANAGER E	33X	PF	1	1.00	24	11	11253	SAL	-	-	270,072	-	270,072
										OPE	-	-	109,820	-	109,820
0105005	OAS C0872 AP	OPERATIONS & POLICY ANALYST 3	30	PF	1	1.00	24	7	7678	SAL	-	-	184,272	-	184,272
										OPE	-	-	87,555	-	87,555
0108003	WTS X7008 AP	PRINCIPAL EXECUTIVE/MANAGER E	33X	PF	1	1.00	24	6	8831	SAL	-	-	211,944	-	211,944
										OPE	-	-	94,741	-	94,741
1216001	OAS C0860 AP	PROGRAM ANALYST 1	23	PF	1	1.00	24	10	6350	SAL	-	-	152,400	-	152,400
										OPE	-	-	79,278	-	79,278
1218002	OAS C0872 AP	OPERATIONS & POLICY ANALYST 3	30	PF	1	1.00	24	10	8870	SAL	-	-	212,880	-	212,880
										OPE	-	-	94,984	-	94,984
1300001	OAS C0872 AP	OPERATIONS & POLICY ANALYST 3	30	PF	1	1.00	24	10	8870	SAL	-	-	212,880	-	212,880
										OPE	-	-	94,984	-	94,984
1300002	OAS C0872 AP	OPERATIONS & POLICY ANALYST 3	30	PF	1	1.00	24	8	8057	SAL	-	-	193,368	-	193,368
										OPE	-	-	89,917	-	89,917
1300003	OAS C1216 AP	ACCOUNTANT 1	23	PF	1	1.00	24	10	6350	SAL	-	-	152,400	-	152,400

10/12/23

Page 2 of 24

PIC100 - Position Budget Report

6:50 AM

PIC100



# Special Reports

## PIC100 - Position Budget Report

## Cash Management Program

2023-25 Biennium

Cross Reference Number: 17000-010-10-00-00000

Budget Preparation

Legislatively Adopted Budget

Position Number	Classification	Classification Name	Sal Rng	Pos Type	Pos Cnt	FTE	Mos	Step	Rate	SAL/ OPE	Salary/OPE					
											GF	LF	OF	FF	AF	
1300004	OAS C1218 AP	ACCOUNTANT 3	30	PF	1	1.00	24	10	8870	OPE	-	-	79,278	-	79,278	
										SAL	-	-	212,880	-	212,880	
										OPE	-	-	94,984	-	94,984	
1600006	OAS C0872 AP	OPERATIONS & POLICY ANALYST 3	30	PF	1	1.00	24	3	6350	SAL	-	-	152,400	-	152,400	
										OPE	-	-	79,278	-	79,278	
1600007	OAS C0862 AP	PROGRAM ANALYST 3	29	PF	1	1.00	24	3	6051	SAL	-	-	145,224	-	145,224	
										OPE	-	-	77,414	-	77,414	
1700005	OAS C0872 AP	OPERATIONS & POLICY ANALYST 3	30	PF	1	0.96	23	3	6350	SAL	-	-	146,050	-	146,050	
										OPE	-	-	75,973	-	75,973	
1700006	OAS C0872 AP	OPERATIONS & POLICY ANALYST 3	30	PF	1	0.96	23	3	6350	SAL	-	-	146,050	-	146,050	
										OPE	-	-	75,973	-	75,973	
1700008	OAS C0872 AP	OPERATIONS & POLICY ANALYST 3	30	PF	1	0.88	21	3	6350	SAL	-	-	133,350	-	133,350	
										OPE	-	-	69,366	-	69,366	
7010001	WTS X7012 AP	PRINCIPAL EXECUTIVE/MANAGER G	38X	PF	1	1.00	24	8	12092	SAL	-	-	290,208	-	290,208	
										OPE	-	-	114,968	-	114,968	
Total Salary											-	-	4,271,210	-	4,271,210	
Total OPE											-	-	2,008,168	-	2,008,168	
Total Personal Services					23	22.80						-	-	6,279,378	-	6,279,378

10/12/23

6:50 AM

Page 3 of 24

PIC100 - Position Budget Report

PIC100



# Special Reports

## PIC100 - Position Budget Report

## Debt Management Program

2023-25 Biennium

Cross Reference Number: 17000-010-20-00-00000

Budget Preparation

Legislatively Adopted Budget

Position Number	Classification	Classification Name	Sal Rng	Pos Type	Pos Cnt	FTE	Mos	Step	Rate	SAL/ OPE	Salary/OPE					
											GF	LF	OF	FF	AF	
0013002	OAS C0861 AP	PROGRAM ANALYST 2	27	PF	1	1.00	24	5	6051	SAL	-	-	145,224	-	145,224	
										OPE	-	-	77,414	-	77,414	
0031001	WTS X7012 AP	PRINCIPAL EXECUTIVE/MANAGER G	38X	PF	1	1.00	24	10	13328	SAL	-	-	319,872	-	319,872	
										OPE	-	-	120,949	-	120,949	
0033001	WTS X7014 AP	PRINCIPAL EXECUTIVE/MANAGER H	40X	PF	1	1.00	24	11	15804	SAL	-	-	379,296	-	379,296	
										OPE	-	-	132,460	-	132,460	
0104005	OAS C0108 AP	ADMINISTRATIVE SPECIALIST 2	20	PF	1	1.00	24	10	5503	SAL	-	-	132,072	-	132,072	
										OPE	-	-	73,998	-	73,998	
0560001	OAS C0860 AP	PROGRAM ANALYST 1	23	PF	1	1.00	24	10	6350	SAL	-	-	152,400	-	152,400	
										OPE	-	-	79,278	-	79,278	
0813001	OAS C0863 AP	PROGRAM ANALYST 4	31	PF	1	1.00	24	9	8870	SAL	-	-	212,880	-	212,880	
										OPE	-	-	94,984	-	94,984	
1600001	OAS C0863 AP	PROGRAM ANALYST 4	31	PF	1	1.00	24	3	6664	SAL	-	-	159,936	-	159,936	
										OPE	-	-	81,235	-	81,235	
1700009	OAS C0861 AP	PROGRAM ANALYST 2	27	PF	1	0.92	22	3	5503	SAL	-	-	121,066	-	121,066	
										OPE	-	-	67,831	-	67,831	
1700017	OAS C0863 AP	PROGRAM ANALYST 4	31	LF	1	0.88	21	3	6664	SAL	-	-	139,944	-	139,944	
										OPE	-	-	71,080	-	71,080	
7008001	WTN X7008 AP	PRINCIPAL EXECUTIVE/MANAGER E	33X	PF	1	1.00	24	6	8615	SAL	-	-	206,760	-	206,760	
										OPE	-	-	93,394	-	93,394	
Total Salary											-	-	1,969,450	-	1,969,450	
Total OPE											-	-	892,623	-	892,623	
Total Personal Services					10	9.80						-	-	2,862,073	-	2,862,073

10/12/23

Page 4 of 24

PIC100 - Position Budget Report

6:50 AM

PIC100



# Special Reports

## PIC100 - Position Budget Report

## Oregon 529 College Savings Program

2023-25 Biennium

Cross Reference Number: 17000-020-10-00-00000

Budget Preparation

Legislatively Adopted Budget

Position Number	Classification	Classification Name	Sal Rng	Pos Type	Pos Cnt	FTE	Mos	Step	Rate	SAL/ OPE	Salary/OPE					
											GF	LF	OF	FF	AF	
0118002	OAS C0860 AP	PROGRAM ANALYST 1	23	PF	1	0.70	16.8	10	6350	SAL	-	-	106,680	-	106,680	
										OPE	-	-	55,824	-	55,824	
0119002	WTN X0866 AP	PUBLIC AFFAIRS SPECIALIST 3	31	PF	1	1.00	24	10	10189	SAL	-	-	244,536	-	244,536	
										OPE	-	-	103,205	-	103,205	
1500061	WTN X0873 AP	OPERATIONS & POLICY ANALYST 4	32	PF	1	0.70	16.8	9	9954	SAL	-	-	167,227	-	167,227	
										OPE	-	-	71,548	-	71,548	
1500062	OAS C0118 AP	EXECUTIVE SUPPORT SPECIALIST 1	17	PF	1	0.75	18	10	4776	SAL	-	-	85,968	-	85,968	
										OPE	-	-	52,099	-	52,099	
2200001	WTS X1260 AP	SENIOR INVESTMENT ANALYST	38	PF	1	0.80	19.2	9	13953	SAL	-	-	267,898	-	267,898	
										OPE	-	-	102,646	-	102,646	
2200002	MMN X0860 AP	PROGRAM ANALYST 1	23	PF	0	0.40	9.6	9	6601	SAL	-	-	63,370	-	63,370	
										OPE	-	-	32,998	-	32,998	
3200001	WTS X7010 AP	PRINCIPAL EXECUTIVE/MANAGER F	35X	PF	1	0.65	15.6	5	9038	SAL	-	-	140,993	-	140,993	
										OPE	-	-	63,082	-	63,082	
7006001	WTN X1262 AP	INVESTMENT OFFICER 2	45	PF	1	0.80	19.2	10	20156	SAL	-	-	386,995	-	386,995	
										OPE	-	-	127,334	-	127,334	
Total Salary											-	-	1,463,667	-	1,463,667	
Total OPE											-	-	608,736	-	608,736	
Total Personal Services					7	5.80						-	-	2,072,403	-	2,072,403





# Special Reports

## PIC100 - Position Budget Report

## Oregon 529 ABLE Program

2023-25 Biennium

Cross Reference Number: 17000-020-20-00-00000

Budget Preparation

Legislatively Adopted Budget

Position Number	Classification	Classification Name	Sal Rng	Pos Type	Pos Cnt	FTE	Mos	Step	Rate	SAL/ OPE	Salary/OPE					
											GF	LF	OF	FF	AF	
0118002	OAS C0860 AP	PROGRAM ANALYST 1	23	PF	0	0.10	2.4	10	6350	SAL	-	-	15,240	-	15,240	
										OPE	-	-	8,921	-	8,921	
1500061	WTN X0873 AP	OPERATIONS & POLICY ANALYST 4	32	PF	0	0.05	1.2	9	9954	SAL	-	-	11,945	-	11,945	
										OPE	-	-	6,411	-	6,411	
1500062	OAS C0118 AP	EXECUTIVE SUPPORT SPECIALIST 1	17	PF	0	0.05	1.2	10	4776	SAL	-	-	5,731	-	5,731	
										OPE	-	-	4,796	-	4,796	
1500063	OAS C0872 AP	OPERATIONS & POLICY ANALYST 3	30	PF	1	1.00	24	7	7678	SAL	-	-	184,272	-	184,272	
										OPE	-	-	87,555	-	87,555	
2200001	WTS X1260 AP	SENIOR INVESTMENT ANALYST	38	PF	0	0.05	1.2	9	13953	SAL	-	-	16,744	-	16,744	
										OPE	-	-	7,656	-	7,656	
2200002	MMN X0860 AP	PROGRAM ANALYST 1	23	PF	0	0.05	1.2	9	6601	SAL	-	-	7,921	-	7,921	
										OPE	-	-	5,365	-	5,365	
3200001	WTS X7010 AP	PRINCIPAL EXECUTIVE/MANAGER F	35X	PF	0	0.05	1.2	5	9038	SAL	-	-	10,846	-	10,846	
										OPE	-	-	6,125	-	6,125	
7006001	WTN X1262 AP	INVESTMENT OFFICER 2	45	PF	0	0.05	1.2	10	20156	SAL	-	-	24,187	-	24,187	
										OPE	-	-	9,589	-	9,589	
Total Salary											-	-	276,886	-	276,886	
Total OPE											-	-	136,418	-	136,418	
Total Personal Services					1	1.40						-	-	413,304	-	413,304

10/12/23  
6:50 AM

Page 6 of 24

PIC100 - Position Budget Report  
PIC100



# Special Reports

## PIC100 - Position Budget Report

## OregonSaves Program

2023-25 Biennium

Cross Reference Number: 17000-020-30-00-00000

Budget Preparation

Legislatively Adopted Budget

Position Number	Classification	Classification Name	Sal Rng	Pos Type	Pos Cnt	FTE	Mos	Step	Rate	SAL/OPE	Salary/OPE				
											GF	LF	OF	FF	AF
0118002	OAS C0860 AP	PROGRAM ANALYST 1	23	PF	0	0.20	4.8	10	6350	SAL	-	-	30,480	-	30,480
										OPE	-	-	16,187	-	16,187
1500061	WTN X0873 AP	OPERATIONS & POLICY ANALYST 4	32	PF	0	0.25	6	9	9954	SAL	-	-	59,724	-	59,724
										OPE	-	-	25,435	-	25,435
1500062	OAS C0118 AP	EXECUTIVE SUPPORT SPECIALIST 1	17	PF	0	0.20	4.8	10	4776	SAL	-	-	22,925	-	22,925
										OPE	-	-	14,225	-	14,225
2200001	WTS X1260 AP	SENIOR INVESTMENT ANALYST	38	PF	0	0.15	3.6	9	13953	SAL	-	-	50,231	-	50,231
										OPE	-	-	19,662	-	19,662
2200002	MMN X0860 AP	PROGRAM ANALYST 1	23	PF	1	0.55	13.2	9	6601	SAL	-	-	87,133	-	87,133
										OPE	-	-	45,787	-	45,787
3200001	WTS X7010 AP	PRINCIPAL EXECUTIVE/MANAGER F	35X	PF	0	0.30	7.2	5	9038	SAL	-	-	65,074	-	65,074
										OPE	-	-	30,132	-	30,132
7006001	WTN X1262 AP	INVESTMENT OFFICER 2	45	PF	0	0.15	3.6	10	20156	SAL	-	-	72,562	-	72,562
										OPE	-	-	25,461	-	25,461
Total Salary											-	-	388,129	-	388,129
Total OPE											-	-	176,889	-	176,889
Total Personal Services					1	1.80					-	-	565,018	-	565,018



# Special Reports

## PIC100 - Position Budget Report

## Investment Management Program

2023-25 Biennium

Cross Reference Number: 17000-030-10-00-00000

Budget Preparation

Legislatively Adopted Budget

Position Number	Classification	Classification Name	Sal Rng	Pos Type	Pos Cnt	FTE	Mos	Step	Rate	SAL/OPE	Salary/OPE				
											GF	LF	OF	FF	AF
0022002	OAS C1222 AP	INVESTMENT ANALYST 1	27	PF	1	1.00	24	9	7327	SAL	-	-	175,848	-	175,848
										OPE	-	-	85,366	-	85,366
0023002	OAS C0118 AP	EXECUTIVE SUPPORT SPECIALIST 1	17	PF	1	1.00	24	10	4776	SAL	-	-	114,624	-	114,624
										OPE	-	-	69,467	-	69,467
0024001	WTN X1262 AP	INVESTMENT OFFICER 2	45	PF	1	1.00	24	3	14337	SAL	-	-	344,088	-	344,088
										OPE	-	-	125,640	-	125,640
0073001	WTS X1272 AP	CHIEF INVESTMENT OFFICER 1272	61	PF	1	1.00	24	10	43887	SAL	-	-	1,053,288	-	1,053,288
										OPE	-	-	263,012	-	263,012
0074001	WTN X1263 AP	INVESTMENT OFFICER 3	48	PF	1	1.00	24	10	23323	SAL	-	-	559,752	-	559,752
										OPE	-	-	167,414	-	167,414
0074002	WTS X1271 AP	DIRECTOR	57	PF	1	1.00	24	10	36179	SAL	-	-	868,296	-	868,296
										OPE	-	-	227,179	-	227,179
0074003	WTS X1270 AP	SENIOR INVESTMENT OFFICER	55	PF	1	1.00	24	10	32816	SAL	-	-	787,584	-	787,584
										OPE	-	-	211,545	-	211,545
0074004	WTN X1263 AP	INVESTMENT OFFICER 3	48	PF	1	1.00	24	3	16590	SAL	-	-	398,160	-	398,160
										OPE	-	-	136,113	-	136,113
0075001	OAS C1223 AP	INVESTMENT ANALYST 2	30	PF	1	1.00	24	9	8450	SAL	-	-	202,800	-	202,800
										OPE	-	-	92,366	-	92,366
0075002	OAS C0118 AP	EXECUTIVE SUPPORT SPECIALIST 1	17	PF	1	1.00	24	8	4356	SAL	-	-	104,544	-	104,544
										OPE	-	-	66,849	-	66,849
0102004	OAS C1222 AP	INVESTMENT ANALYST 1	27	PF	1	1.00	24	8	6982	SAL	-	-	167,568	-	167,568
										OPE	-	-	83,216	-	83,216
0105002	WTN X1263 AP	INVESTMENT OFFICER 3	48	PF	1	1.00	24	10	23323	SAL	-	-	559,752	-	559,752
										OPE	-	-	167,414	-	167,414
1000001	B Y7500 AE	BOARD AND COMMISSION MEMBER	0	PP	0	0.00	0	0	0	SAL	-	-	720	-	720
										OPE	-	-	55	-	55
1000002	B Y7500 AE	BOARD AND COMMISSION MEMBER	0	PP	0	0.00	0	0	0	SAL	-	-	720	-	720
										OPE	-	-	55	-	55
1000003	B Y7500 AE	BOARD AND COMMISSION MEMBER	0	PP	0	0.00	0	0	0	SAL	-	-	720	-	720
										OPE	-	-	55	-	55
1000004	B Y7500 AE	BOARD AND COMMISSION MEMBER	0	PP	0	0.00	0	0	0	SAL	-	-	720	-	720

10/12/23

Page 8 of 24

PIC100 - Position Budget Report

6:50 AM

PIC100



# Special Reports

## PIC100 - Position Budget Report

## Investment Management Program

2023-25 Biennium

Cross Reference Number: 17000-030-10-00-00000

Budget Preparation

Legislatively Adopted Budget

Position Number	Classification	Classification Name	Sal Rng	Pos Type	Pos Cnt	FTE	Mos	Step	Rate	SAL/OPE	Salary/OPE				
											GF	LF	OF	FF	AF
										OPE	-	-	55	-	55
1238001	WTS X1270 AP	SENIOR INVESTMENT OFFICER	55	PF	1	1.00	24	10	32816	SAL	-	-	787,584	-	787,584
										OPE	-	-	211,545	-	211,545
1239001	WTN X1263 AP	INVESTMENT OFFICER 3	48	PF	1	1.00	24	3	16590	SAL	-	-	398,160	-	398,160
										OPE	-	-	136,113	-	136,113
1242001	WTN X1262 AP	INVESTMENT OFFICER 2	45	PF	1	1.00	24	5	15804	SAL	-	-	379,296	-	379,296
										OPE	-	-	132,460	-	132,460
1242002	WTS X1271 AP	DIRECTOR	57	PF	1	1.00	24	10	36179	SAL	-	-	868,296	-	868,296
										OPE	-	-	227,179	-	227,179
1242003	WTN X1263 AP	INVESTMENT OFFICER 3	48	PF	1	1.00	24	10	23323	SAL	-	-	559,752	-	559,752
										OPE	-	-	167,414	-	167,414
1243001	WTN X1262 AP	INVESTMENT OFFICER 2	45	PF	1	1.00	24	1	13004	SAL	-	-	312,096	-	312,096
										OPE	-	-	119,443	-	119,443
1243003	WTS X1270 AP	SENIOR INVESTMENT OFFICER	55	PF	1	1.00	24	3	23323	SAL	-	-	559,752	-	559,752
										OPE	-	-	167,414	-	167,414
1500010	WTS X1270 AP	SENIOR INVESTMENT OFFICER	55	PF	1	1.00	24	8	29766	SAL	-	-	714,384	-	714,384
										OPE	-	-	197,367	-	197,367
1500011	OAS C1224 AP	INVESTMENT ANALYST 3	33	PF	1	1.00	24	9	9751	SAL	-	-	234,024	-	234,024
										OPE	-	-	100,475	-	100,475
1500012	OAS C1224 AP	INVESTMENT ANALYST 3	33	PF	1	1.00	24	10	10242	SAL	-	-	245,808	-	245,808
										OPE	-	-	103,535	-	103,535
1500014	OAS C0118 AP	EXECUTIVE SUPPORT SPECIALIST 1	17	PF	1	1.00	24	3	3483	SAL	-	-	83,592	-	83,592
										OPE	-	-	61,408	-	61,408
1500018	WTN X1260 AP	SENIOR INVESTMENT ANALYST	38	PF	1	1.00	24	5	11480	SAL	-	-	275,520	-	275,520
										OPE	-	-	111,212	-	111,212
1500022	WTN X1261 AP	INVESTMENT OFFICER 1	43	PF	1	1.00	24	8	15804	SAL	-	-	379,296	-	379,296
										OPE	-	-	132,460	-	132,460
1500026	OAS C1223 AP	INVESTMENT ANALYST 2	30	PF	1	1.00	24	10	8870	SAL	-	-	212,880	-	212,880
										OPE	-	-	94,984	-	94,984
1500027	OAS C1223 AP	INVESTMENT ANALYST 2	30	PF	1	1.00	24	5	6982	SAL	-	-	167,568	-	167,568
										OPE	-	-	83,216	-	83,216

10/12/23

Page 9 of 24

PIC100 - Position Budget Report

6:50 AM

PIC100



# Special Reports

## PIC100 - Position Budget Report

## Investment Management Program

2023-25 Biennium

Cross Reference Number: 17000-030-10-00-00000

Budget Preparation

Legislatively Adopted Budget

Position Number	Classification	Classification Name	Sal Rng	Pos Type	Pos Cnt	FTE	Mos	Step	Rate	SAL/OPE	Salary/OPE				
											GF	LF	OF	FF	AF
1500039	WTS X1270 AP	SENIOR INVESTMENT OFFICER	55	PF	1	1.00	24	10	32816	SAL	-	-	787,584	-	787,584
										OPE	-	-	211,545	-	211,545
1500040	WTS X1270 AP	SENIOR INVESTMENT OFFICER	55	PF	1	1.00	24	8	29766	SAL	-	-	714,384	-	714,384
										OPE	-	-	197,367	-	197,367
1500041	WTN X1262 AP	INVESTMENT OFFICER 2	45	PF	1	1.00	24	1	13004	SAL	-	-	312,096	-	312,096
										OPE	-	-	119,443	-	119,443
1500044	WTN X1262 AP	INVESTMENT OFFICER 2	45	PF	1	1.00	24	7	17420	SAL	-	-	418,080	-	418,080
										OPE	-	-	139,972	-	139,972
1500046	WTN X1262 AP	INVESTMENT OFFICER 2	45	PF	1	1.00	24	10	20156	SAL	-	-	483,744	-	483,744
										OPE	-	-	152,691	-	152,691
1500047	WTN X1262 AP	INVESTMENT OFFICER 2	45	PF	1	1.00	24	7	17420	SAL	-	-	418,080	-	418,080
										OPE	-	-	139,972	-	139,972
1500048	WTN X1263 AP	INVESTMENT OFFICER 3	48	PF	1	1.00	24	7	20156	SAL	-	-	483,744	-	483,744
										OPE	-	-	152,691	-	152,691
1500049	WTN X1263 AP	INVESTMENT OFFICER 3	48	PF	1	1.00	24	9	22216	SAL	-	-	533,184	-	533,184
										OPE	-	-	162,268	-	162,268
1500050	WTN X1263 AP	INVESTMENT OFFICER 3	48	PF	1	1.00	24	9	22216	SAL	-	-	533,184	-	533,184
										OPE	-	-	162,268	-	162,268
1500051	WTN X1260 AP	SENIOR INVESTMENT ANALYST	38	PF	1	1.00	24	3	10413	SAL	-	-	249,912	-	249,912
										OPE	-	-	104,601	-	104,601
1500066	WTN X1262 AP	INVESTMENT OFFICER 2	45	PF	1	1.00	24	7	17420	SAL	-	-	418,080	-	418,080
										OPE	-	-	139,972	-	139,972
1500070	WTN X1263 AP	INVESTMENT OFFICER 3	48	PF	1	1.00	24	10	23323	SAL	-	-	559,752	-	559,752
										OPE	-	-	167,414	-	167,414
1600010	OAS C1223 AP	INVESTMENT ANALYST 2	30	PF	1	1.00	24	3	6350	SAL	-	-	152,400	-	152,400
										OPE	-	-	79,278	-	79,278
1700011	WTN X1260 AP	SENIOR INVESTMENT ANALYST	38	PF	1	0.92	22	3	10413	SAL	-	-	229,086	-	229,086
										OPE	-	-	95,883	-	95,883
<b>Total Salary</b>											-	-	17,810,502	-	17,810,502
<b>Total OPE</b>											-	-	5,767,391	-	5,767,391

10/12/23

Page 10 of 24

PIC100 - Position Budget Report

6:50 AM

PIC100



# Special Reports

## PIC100 - Position Budget Report

## Investment Management Program

2023-25 Biennium

Cross Reference Number: 17000-030-10-00-00000

Budget Preparation

Legislatively Adopted Budget

Position Number	Classification	Classification Name	Sal Rng	Pos Type	Pos Cnt	FTE	Mos	Step	Rate	SAL/ OPE	Salary/OPE				
											GF	LF	OF	FF	AF
Total Personal Services					41	40.92					-	-	23,577,893	-	23,577,893

10/12/23

6:50 AM

Page 11 of 24

PIC100 - Position Budget Report

PIC100



# Special Reports

## PIC100 - Position Budget Report

## Investment Operations Program

2023-25 Biennium

Cross Reference Number: 17000-030-20-00-00000

Budget Preparation

Legislatively Adopted Budget

Position Number	Classification	Classification Name	Sal Rng	Pos Type	Pos Cnt	FTE	Mos	Step	Rate	SAL/OPE	Salary/OPE				
											GF	LF	OF	FF	AF
0312001	WTS X1260 AP	SENIOR INVESTMENT ANALYST	38	PF	1	1.00	24	10	14621	SAL	-	-	350,904	-	350,904
										OPE	-	-	126,960	-	126,960
1203002	OAS C1223 AP	INVESTMENT ANALYST 2	30	PF	1	1.00	24	10	8870	SAL	-	-	212,880	-	212,880
										OPE	-	-	94,984	-	94,984
1217001	OAS C1223 AP	INVESTMENT ANALYST 2	30	PF	1	1.00	24	10	8870	SAL	-	-	212,880	-	212,880
										OPE	-	-	94,984	-	94,984
1500001	OAS C1224 AP	INVESTMENT ANALYST 3	33	PF	1	1.00	24	10	10242	SAL	-	-	245,808	-	245,808
										OPE	-	-	103,535	-	103,535
1500002	OAS C1223 AP	INVESTMENT ANALYST 2	30	PF	1	1.00	24	3	6350	SAL	-	-	152,400	-	152,400
										OPE	-	-	79,278	-	79,278
1500020	WTS X1271 AP	DIRECTOR	57	PF	1	1.00	24	4	26996	SAL	-	-	647,904	-	647,904
										OPE	-	-	184,489	-	184,489
1500021	OAS C1223 AP	INVESTMENT ANALYST 2	30	PF	1	1.00	24	5	6982	SAL	-	-	167,568	-	167,568
										OPE	-	-	83,216	-	83,216
1500024	OAS C1222 AP	INVESTMENT ANALYST 1	27	PF	1	1.00	24	4	5771	SAL	-	-	138,504	-	138,504
										OPE	-	-	75,669	-	75,669
1500025	OAS C1222 AP	INVESTMENT ANALYST 1	27	PF	1	1.00	24	2	5256	SAL	-	-	126,144	-	126,144
										OPE	-	-	72,459	-	72,459
1500028	OAS C1224 AP	INVESTMENT ANALYST 3	33	PF	1	1.00	24	9	9751	SAL	-	-	234,024	-	234,024
										OPE	-	-	100,475	-	100,475
1500029	OAS C1223 AP	INVESTMENT ANALYST 2	30	PF	1	1.00	24	10	8870	SAL	-	-	212,880	-	212,880
										OPE	-	-	94,984	-	94,984
1500030	OAS C1223 AP	INVESTMENT ANALYST 2	30	PF	1	1.00	24	3	6350	SAL	-	-	152,400	-	152,400
										OPE	-	-	79,278	-	79,278
1500031	OAS C1223 AP	INVESTMENT ANALYST 2	30	PF	1	1.00	24	9	8450	SAL	-	-	202,800	-	202,800
										OPE	-	-	92,366	-	92,366
1500032	OAS C1223 AP	INVESTMENT ANALYST 2	30	PF	1	1.00	24	7	7678	SAL	-	-	184,272	-	184,272
										OPE	-	-	87,555	-	87,555
1500052	WTS X1260 AP	SENIOR INVESTMENT ANALYST	38	PF	1	1.00	24	10	14621	SAL	-	-	350,904	-	350,904
										OPE	-	-	126,960	-	126,960
1500071	OAS C1223 AP	INVESTMENT ANALYST 2	30	PF	1	1.00	24	10	8870	SAL	-	-	212,880	-	212,880

10/12/23

Page 12 of 24

PIC100 - Position Budget Report

6:50 AM

PIC100



# Special Reports

## PIC100 - Position Budget Report

## Investment Operations Program

2023-25 Biennium

Cross Reference Number: 17000-030-20-00-00000

Budget Preparation

Legislatively Adopted Budget

Position Number	Classification	Classification Name	Sal Rng	Pos Type	Pos Cnt	FTE	Mos	Step	Rate	SAL/ OPE	Salary/OPE					
											GF	LF	OF	FF	AF	
1500072	OAS C1223 AP	INVESTMENT ANALYST 2	30	PF	1	1.00	24	9	8450	OPE	-	-	94,984	-	94,984	
										SAL	-	-	202,800	-	202,800	
										OPE	-	-	92,366	-	92,366	
1500073	OAS C1223 AP	INVESTMENT ANALYST 2	30	PF	1	1.00	24	10	8870	SAL	-	-	212,880	-	212,880	
										OPE	-	-	94,984	-	94,984	
										Total Salary					-	-
Total OPE					-	-	1,779,526	-	1,779,526							
Total Personal Services					18	18.00						-	-	6,000,358	-	6,000,358

10/12/23

Page 13 of 24

PIC100 - Position Budget Report

6:50 AM

PIC100





# Special Reports

## PIC100 - Position Budget Report

## Investment Legal & Compliance Program

2023-25 Biennium

Cross Reference Number: 17000-030-30-00-00000

Budget Preparation

Legislatively Adopted Budget

Position Number	Classification	Classification Name	Sal Rng	Pos Type	Pos Cnt	FTE	Mos	Step	Rate	SAL/OPE	Salary/OPE				
											GF	LF	OF	FF	AF
0002002	WTN X0873 AP	OPERATIONS & POLICY ANALYST 4	32	PF	1	1.00	24	10	10693	SAL	-	-	256,632	-	256,632
										OPE	-	-	106,346	-	106,346
0079001	WTS X7012 AP	PRINCIPAL EXECUTIVE/MANAGER G	38X	PF	1	1.00	24	11	14337	SAL	-	-	344,088	-	344,088
										OPE	-	-	125,640	-	125,640
1500015	WTS X7018 AP	PRINCIPAL EXECUTIVE/MANAGER J	44X	PF	1	1.00	24	11	19197	SAL	-	-	460,728	-	460,728
										OPE	-	-	148,233	-	148,233
1500016	WTS X7016 AP	PRINCIPAL EXECUTIVE/MANAGER I	42X	PF	1	1.00	24	11	17418	SAL	-	-	418,032	-	418,032
										OPE	-	-	139,962	-	139,962
1500017	OAS C1524 AP	PARALEGAL	26	PF	1	1.00	24	5	5771	SAL	-	-	138,504	-	138,504
										OPE	-	-	75,669	-	75,669
1500023	OAS C0110 AP	LEGAL SECRETARY	18	PF	1	1.00	24	6	4155	SAL	-	-	99,720	-	99,720
										OPE	-	-	65,597	-	65,597
1500054	WTS X1280 AP	GENERAL COUNSEL	51	PF	1	1.00	24	9	25711	SAL	-	-	617,064	-	617,064
										OPE	-	-	178,515	-	178,515
1500055	WTN X0873 AP	OPERATIONS & POLICY ANALYST 4	32	PF	1	1.00	24	8	9481	SAL	-	-	227,544	-	227,544
										OPE	-	-	98,792	-	98,792
1500057	WTS Z7010 AP	PRINCIPAL EXECUTIVE/MANAGER F	35X	PF	1	1.00	24	10	11802	SAL	-	-	283,248	-	283,248
										OPE	-	-	113,188	-	113,188
1600008	WTS X7016 AP	PRINCIPAL EXECUTIVE/MANAGER I	42X	PF	1	1.00	24	3	11514	SAL	-	-	276,336	-	276,336
										OPE	-	-	111,421	-	111,421
1600009	WTN X0873 AP	OPERATIONS & POLICY ANALYST 4	32	PF	1	1.00	24	4	7819	SAL	-	-	187,656	-	187,656
										OPE	-	-	88,434	-	88,434
1700012	WTN X7016 AP	PRINCIPAL EXECUTIVE/MANAGER I	42X	PF	1	0.92	22	3	11802	SAL	-	-	259,644	-	259,644
										OPE	-	-	103,820	-	103,820
1700013	WTN X7016 AP	PRINCIPAL EXECUTIVE/MANAGER I	42X	PF	1	0.92	22	3	11802	SAL	-	-	259,644	-	259,644
										OPE	-	-	103,820	-	103,820
Total Salary											-	-	3,828,840	-	3,828,840
Total OPE											-	-	1,459,437	-	1,459,437
Total Personal Services					13	12.84					-	-	5,288,277	-	5,288,277

10/12/23

Page 14 of 24

PIC100 - Position Budget Report

6:50 AM

PIC100



# Special Reports

## PIC100 - Position Budget Report

## Unclaimed Property Program - Treasury

2023-25 Biennium

Cross Reference Number: 17000-040-10-00-00000

Budget Preparation

Legislatively Adopted Budget

Position Number	Classification	Classification Name	Sal Rng	Pos Type	Pos Cnt	FTE	Mos	Step	Rate	SAL/OPE	Salary/OPE				
											GF	LF	OF	FF	AF
4540001	WTS X7010 AP	PRINCIPAL EXECUTIVE/MANAGER F	35X	PF	1	0.50	12	11	12092	SAL	-	-	145,104	-	145,104
										OPE	-	-	57,532	-	57,532
4540002	OAS C0862 AP	PROGRAM ANALYST 3	29	PF	1	1.00	24	10	8450	SAL	-	-	202,800	-	202,800
										OPE	-	-	92,366	-	92,366
4540003	OAS C0862 AP	PROGRAM ANALYST 3	29	PF	1	1.00	24	10	8450	SAL	-	-	202,800	-	202,800
										OPE	-	-	92,366	-	92,366
4540004	OAS C5617 AP	INTERNAL AUDITOR 2	28	PF	1	1.00	24	3	5771	SAL	-	-	138,504	-	138,504
										OPE	-	-	75,669	-	75,669
4540005	OAS C0861 AP	PROGRAM ANALYST 2	27	PF	1	1.00	24	7	6664	SAL	-	-	159,936	-	159,936
										OPE	-	-	81,235	-	81,235
4540006	OAS C0108 AP	ADMINISTRATIVE SPECIALIST 2	20	PF	1	1.00	24	3	3964	SAL	-	-	95,136	-	95,136
										OPE	-	-	64,406	-	64,406
4540007	OAS C0324 AP	PUBLIC SERVICE REPRESENTATIVE 4	20	PF	1	1.00	24	6	4555	SAL	-	-	109,320	-	109,320
										OPE	-	-	68,089	-	68,089
4540008	OAS C0324 AP	PUBLIC SERVICE REPRESENTATIVE 4	20	PF	1	1.00	24	6	4555	SAL	-	-	109,320	-	109,320
										OPE	-	-	68,089	-	68,089
4540009	OAS C0324 AP	PUBLIC SERVICE REPRESENTATIVE 4	20	PF	1	1.00	24	3	3964	SAL	-	-	95,136	-	95,136
										OPE	-	-	64,406	-	64,406
4540011	OAS C0861 AP	PROGRAM ANALYST 2	27	PF	1	1.00	24	2	5256	SAL	-	-	126,144	-	126,144
										OPE	-	-	72,459	-	72,459
4540013	OAS C0861 AP	PROGRAM ANALYST 2	27	PF	1	1.00	24	2	5256	SAL	-	-	126,144	-	126,144
										OPE	-	-	72,459	-	72,459
4540014	OAS C0324 AP	PUBLIC SERVICE REPRESENTATIVE 4	20	PF	1	1.00	24	6	4555	SAL	-	-	109,320	-	109,320
										OPE	-	-	68,089	-	68,089
4540015	OAS C0119 AP	EXECUTIVE SUPPORT SPECIALIST 2	20	PF	1	0.50	12	8	5019	SAL	-	-	60,228	-	60,228
										OPE	-	-	35,490	-	35,490
4540043	OAS C0864 AP	PUBLIC AFFAIRS SPECIALIST 1	25	PF	1	0.69	16.5	3	5019	SAL	-	-	82,814	-	82,814
										OPE	-	-	49,625	-	49,625
4540060	WTS X7008 AP	PRINCIPAL EXECUTIVE/MANAGER E	33X	PF	1	1.00	24	7	9264	SAL	-	-	222,336	-	222,336
										OPE	-	-	97,440	-	97,440
Total Salary											-	-	1,985,042	-	1,985,042

10/12/23

Page 15 of 24

PIC100 - Position Budget Report

6:50 AM

PIC100



# Special Reports

## PIC100 - Position Budget Report

## Unclaimed Property Program - Treasury

2023-25 Biennium

Cross Reference Number: 17000-040-10-00-00000

Budget Preparation

Legislatively Adopted Budget

Position Number	Classification	Classification Name	Sal Rng	Pos Type	Pos Cnt	FTE	Mos	Step	Rate	SAL/ OPE	Salary/OPE				
											GF	LF	OF	FF	AF
Total OPE											-	-	1,059,720	-	1,059,720
Total Personal Services						15	13.69	-	-	3,044,762	-	3,044,762			



# Special Reports

## PIC100 - Position Budget Report

## Estates and Escheated Property Program

2023-25 Biennium

Cross Reference Number: 17000-040-30-00-00000

Budget Preparation

Legislatively Adopted Budget

Position Number	Classification	Classification Name	Sal Rng	Pos Type	Pos Cnt	FTE	Mos	Step	Rate	SAL/ OPE	Salary/OPE					
											GF	LF	OF	FF	AF	
4540001	WTS X7010 AP	PRINCIPAL EXECUTIVE/MANAGER F	35X	PF	0	0.50	12	11	12092	SAL	-	-	145,104	-	145,104	
										OPE	-	-	57,532	-	57,532	
4540010	OAS C0107 AP	ADMINISTRATIVE SPECIALIST 1	17	PF	1	1.00	24	10	4776	SAL	-	-	114,624	-	114,624	
										OPE	-	-	69,467	-	69,467	
4540012	OAS C1524 AP	PARALEGAL	26	PF	1	1.00	24	5	5771	SAL	-	-	138,504	-	138,504	
										OPE	-	-	75,669	-	75,669	
4540015	OAS C0119 AP	EXECUTIVE SUPPORT SPECIALIST 2	20	PF	0	0.50	12	8	5019	SAL	-	-	60,228	-	60,228	
										OPE	-	-	35,490	-	35,490	
4540030	OAS C0861 AP	PROGRAM ANALYST 2	27	PF	1	1.00	24	10	7678	SAL	-	-	184,272	-	184,272	
										OPE	-	-	87,555	-	87,555	
4540031	OAS C0862 AP	PROGRAM ANALYST 3	29	PF	1	1.00	24	10	8450	SAL	-	-	202,800	-	202,800	
										OPE	-	-	92,366	-	92,366	
4540032	OAS C0860 AP	PROGRAM ANALYST 1	23	PF	1	1.00	24	3	4555	SAL	-	-	109,320	-	109,320	
										OPE	-	-	68,089	-	68,089	
4540043	OAS C0864 AP	PUBLIC AFFAIRS SPECIALIST 1	25	PF	0	0.23	5.5	3	5019	SAL	-	-	27,605	-	27,605	
										OPE	-	-	17,093	-	17,093	
4540044	OAS C0860 AP	PROGRAM ANALYST 1	23	PF	1	0.92	22	3	4555	SAL	-	-	100,210	-	100,210	
										OPE	-	-	62,415	-	62,415	
Total Salary											-	-	1,082,667	-	1,082,667	
Total OPE											-	-	565,676	-	565,676	
Total Personal Services					6	7.15						-	-	1,648,343	-	1,648,343



# Special Reports

## PIC100 - Position Budget Report

## Shared Services Program

2023-25 Biennium

Cross Reference Number: 17000-070-10-00-00000

Budget Preparation

Legislatively Adopted Budget

Position Number	Classification	Classification Name	Sal Rng	Pos Type	Pos Cnt	FTE	Mos	Step	Rate	SAL/OPE	Salary/OPE				
											GF	LF	OF	FF	AF
0001702	WTA Z7016 HP	PRINCIPAL EXECUTIVE/MANAGER I	42X	PF	1	1.00	24	11	18563	SAL	-	-	445,512	-	445,512
										OPE	-	-	145,286	-	145,286
0002001	OAS C0119 AP	EXECUTIVE SUPPORT SPECIALIST 2	20	PF	1	1.00	24	10	5503	SAL	-	-	132,072	-	132,072
										OPE	-	-	73,998	-	73,998
0002003	OAS C0103 AP	OFFICE SPECIALIST 1	13	PF	1	1.00	24	4	3088	SAL	-	-	74,112	-	74,112
										OPE	-	-	58,946	-	58,946
0002004	OAS C0103 AP	OFFICE SPECIALIST 1	13	PP	1	0.66	15.75	10	3964	SAL	-	-	62,433	-	62,433
										OPE	-	-	42,684	-	42,684
0013001	WTN X5618 AP	INTERNAL AUDITOR 3	31	PF	1	1.00	24	3	7274	SAL	-	-	174,576	-	174,576
										OPE	-	-	85,036	-	85,036
0023001	WTS X7012 AP	PRINCIPAL EXECUTIVE/MANAGER G	38X	PF	1	1.00	24	11	14337	SAL	-	-	344,088	-	344,088
										OPE	-	-	125,640	-	125,640
0101001	WTS X7008 AP	PRINCIPAL EXECUTIVE/MANAGER E	33X	PF	1	1.00	24	11	11253	SAL	-	-	270,072	-	270,072
										OPE	-	-	109,820	-	109,820
0101002	WTS X0119 AP	EXECUTIVE SUPPORT SPECIALIST 2	19	PF	1	1.00	24	8	5074	SAL	-	-	121,776	-	121,776
										OPE	-	-	71,324	-	71,324
0102001	OAS C0872 AP	OPERATIONS & POLICY ANALYST 3	30	PF	1	1.00	24	10	8870	SAL	-	-	212,880	-	212,880
										OPE	-	-	94,984	-	94,984
0104002	WTN X1322 AP	HUMAN RESOURCE ANALYST 3	29	PF	1	1.00	24	7	8015	SAL	-	-	192,360	-	192,360
										OPE	-	-	89,655	-	89,655
0104003	WTN X1218 AP	ACCOUNTANT 3	30	PF	1	1.00	24	10	9723	SAL	-	-	233,352	-	233,352
										OPE	-	-	100,300	-	100,300
0105004	OAS C0855 AP	PROJECT MANAGER 2	30	PF	1	1.00	24	10	8870	SAL	-	-	212,880	-	212,880
										OPE	-	-	94,984	-	94,984
0108004	WTS X7012 AP	PRINCIPAL EXECUTIVE/MANAGER G	38X	PF	1	1.00	24	11	14337	SAL	-	-	344,088	-	344,088
										OPE	-	-	125,640	-	125,640
0334001	WTN Z0866 AP	PUBLIC AFFAIRS SPECIALIST 3	31	PF	1	1.00	24	3	7274	SAL	-	-	174,576	-	174,576
										OPE	-	-	85,036	-	85,036
1202001	OAS C0438 AP	PROCUREMENT & CONTRACT SPECIAL	29	PF	1	1.00	24	10	8450	SAL	-	-	202,800	-	202,800
										OPE	-	-	92,366	-	92,366
1218001	WTN X1320 AP	HUMAN RESOURCE ANALYST 1	23	PF	1	1.00	24	2	4691	SAL	-	-	112,584	-	112,584

10/12/23

Page 18 of 24

PIC100 - Position Budget Report

6:50 AM

PIC100



# Special Reports

## PIC100 - Position Budget Report

## Shared Services Program

2023-25 Biennium

Cross Reference Number: 17000-070-10-00-00000

Budget Preparation

Legislatively Adopted Budget

Position Number	Classification	Classification Name	Sal Rng	Pos Type	Pos Cnt	FTE	Mos	Step	Rate	SAL/OPE	Salary/OPE				
											GF	LF	OF	FF	AF
1300028	OAS C0856 AP	PROJECT MANAGER 3	32	PF	1	1.00	24	5	7678	OPE	-	-	68,937	-	68,937
										SAL	-	-	184,272	-	184,272
										OPE	-	-	87,555	-	87,555
1400001	OAS C0872 AP	OPERATIONS & POLICY ANALYST 3	30	PF	1	1.00	24	10	8870	SAL	-	-	212,880	-	212,880
										OPE	-	-	94,984	-	94,984
1400002	WTS X7008 AP	PRINCIPAL EXECUTIVE/MANAGER E	33X	PF	1	1.00	24	11	11253	SAL	-	-	270,072	-	270,072
										OPE	-	-	109,820	-	109,820
1500006	OAS C0856 AP	PROJECT MANAGER 3	32	PF	1	1.00	24	10	9751	SAL	-	-	234,024	-	234,024
										OPE	-	-	100,475	-	100,475
1500007	WTS X7012 AP	PRINCIPAL EXECUTIVE/MANAGER G	38X	PF	1	1.00	24	11	14337	SAL	-	-	344,088	-	344,088
										OPE	-	-	125,640	-	125,640
1500008	WTS X7010 AP	PRINCIPAL EXECUTIVE/MANAGER F	35X	PF	1	1.00	24	11	12394	SAL	-	-	297,456	-	297,456
										OPE	-	-	116,607	-	116,607
1500019	WTN X5618 AP	INTERNAL AUDITOR 3	31	PF	1	1.00	24	7	8831	SAL	-	-	211,944	-	211,944
										OPE	-	-	94,741	-	94,741
1500036	OAS C0856 AP	PROJECT MANAGER 3	32	PF	1	1.00	24	10	9751	SAL	-	-	234,024	-	234,024
										OPE	-	-	100,475	-	100,475
1500038	OAS C0872 AP	OPERATIONS & POLICY ANALYST 3	30	PF	1	1.00	24	10	8870	SAL	-	-	212,880	-	212,880
										OPE	-	-	94,984	-	94,984
1500056	WTN X1322 AP	HUMAN RESOURCE ANALYST 3	29	PF	1	1.00	24	10	9264	SAL	-	-	222,336	-	222,336
										OPE	-	-	97,440	-	97,440
1500067	WTS X7016 AP	PRINCIPAL EXECUTIVE/MANAGER I	42X	PF	1	1.00	24	7	13988	SAL	-	-	335,712	-	335,712
										OPE	-	-	124,018	-	124,018
1500068	WTN X1245 AP	FISCAL ANALYST 3	30	PF	1	1.00	24	10	9723	SAL	-	-	233,352	-	233,352
										OPE	-	-	100,300	-	100,300
1500069	OAS C0871 AP	OPERATIONS & POLICY ANALYST 2	27	PF	1	1.00	24	9	7327	SAL	-	-	175,848	-	175,848
										OPE	-	-	85,366	-	85,366
1500080	WTS X7006 AP	PRINCIPAL EXECUTIVE/MANAGER D	31X	PF	1	1.00	24	11	10203	SAL	-	-	244,872	-	244,872
										OPE	-	-	103,292	-	103,292
1500081	OAS C1243 AP	FISCAL ANALYST 1	23	PF	1	1.00	24	10	6350	SAL	-	-	152,400	-	152,400
										OPE	-	-	79,278	-	79,278

10/12/23

Page 19 of 24

PIC100 - Position Budget Report

6:50 AM

PIC100



# Special Reports

## PIC100 - Position Budget Report

## Shared Services Program

2023-25 Biennium

Cross Reference Number: 17000-070-10-00-00000

Budget Preparation

Legislatively Adopted Budget

Position Number	Classification	Classification Name	Sal Rng	Pos Type	Pos Cnt	FTE	Mos	Step	Rate	SAL/OPE	Salary/OPE				
											GF	LF	OF	FF	AF
1500082	OAS C0212 AP	ACCOUNTING TECHNICIAN	19	PP	1	0.50	12	10	5256	SAL	-	-	63,072	-	63,072
										OPE	-	-	36,229	-	36,229
1600013	OAS C0864 AP	PUBLIC AFFAIRS SPECIALIST 1	25	PP	1	0.50	12	6	5771	SAL	-	-	69,252	-	69,252
										OPE	-	-	37,834	-	37,834
1700016	OAS C1217 AP	ACCOUNTANT 2	27	PP	1	0.25	6	3	5503	SAL	-	-	33,018	-	33,018
										OPE	-	-	18,499	-	18,499
4540061	WTN X1218 AP	ACCOUNTANT 3	30	PP	1	0.50	12	3	6930	SAL	-	-	83,160	-	83,160
										OPE	-	-	41,446	-	41,446
4540062	OAS C0437 AP	PROCUREMENT & CONTRACT SPECIAL	27	PP	1	0.50	12	6	6350	SAL	-	-	76,200	-	76,200
										OPE	-	-	39,638	-	39,638
4540063	OAS C1217 AP	ACCOUNTANT 2	27	PP	1	0.50	12	5	6051	SAL	-	-	72,612	-	72,612
										OPE	-	-	38,706	-	38,706
4540064	OAS C1244 AP	FISCAL ANALYST 2	27	PP	1	0.50	12	3	5503	SAL	-	-	66,036	-	66,036
										OPE	-	-	36,999	-	36,999
4540065	OAS C1216 AP	ACCOUNTANT 1	23	PF	1	1.00	24	6	5256	SAL	-	-	126,144	-	126,144
										OPE	-	-	72,459	-	72,459
4540066	OAS C0212 AP	ACCOUNTING TECHNICIAN	19	PP	1	0.50	12	9	5019	SAL	-	-	60,228	-	60,228
										OPE	-	-	35,490	-	35,490
4540067	OAS C0212 AP	ACCOUNTING TECHNICIAN	19	PP	1	0.50	12	9	5019	SAL	-	-	60,228	-	60,228
										OPE	-	-	35,490	-	35,490
4540068	OAS C0104 AP	OFFICE SPECIALIST 2	15	PF	1	1.00	24	9	4155	SAL	-	-	99,720	-	99,720
										OPE	-	-	65,597	-	65,597
Total Salary											-	-	7,685,991	-	7,685,991
Total OPE											-	-	3,437,998	-	3,437,998
Total Personal Services					42	36.91					-	-	11,123,989	-	11,123,989

10/12/23

Page 20 of 24

PIC100 - Position Budget Report

6:50 AM

PIC100



# Special Reports

## PIC100 - Position Budget Report

## Information Technology Program

2023-25 Biennium

Cross Reference Number: 17000-070-20-00-00000

Budget Preparation

Legislatively Adopted Budget

Position Number	Classification	Classification Name	Sal Rng	Pos Type	Pos Cnt	FTE	Mos	Step	Rate	SAL/OPE	Salary/OPE				
											GF	LF	OF	FF	AF
0108001	OAS C1484 IP	INFORMATION SYSTEMS SPECIALIST 4	25	PF	1	1.00	24	5	5719	SAL	-	-	137,256	-	137,256
										OPE	-	-	75,344	-	75,344
0108002	OAS C1488 IP	INFORMATION SYSTEMS SPECIALIST 8	33	PF	1	1.00	24	10	10381	SAL	-	-	249,144	-	249,144
										OPE	-	-	104,403	-	104,403
0332001	OAS C1486 IP	INFORMATION SYSTEMS SPECIALIST 6	29	PF	1	1.00	24	6	7152	SAL	-	-	171,648	-	171,648
										OPE	-	-	84,276	-	84,276
0332002	OAS C1486 IP	INFORMATION SYSTEMS SPECIALIST 6	29	PF	1	1.00	24	10	8606	SAL	-	-	206,544	-	206,544
										OPE	-	-	93,339	-	93,339
0333001	OAS C1485 IP	INFORMATION SYSTEMS SPECIALIST 5	28	PF	1	1.00	24	10	8033	SAL	-	-	192,792	-	192,792
										OPE	-	-	89,767	-	89,767
0371001	OAS C1486 IP	INFORMATION SYSTEMS SPECIALIST 6	29	PP	1	0.50	12	10	8606	SAL	-	-	103,272	-	103,272
										OPE	-	-	46,668	-	46,668
0371002	WTS X7008 IP	PRINCIPAL EXECUTIVE/MANAGER E	33X	PF	1	1.00	24	11	13004	SAL	-	-	312,096	-	312,096
										OPE	-	-	119,443	-	119,443
0377001	WTS X7012 IP	PRINCIPAL EXECUTIVE/MANAGER G	38X	PF	1	1.00	24	7	14720	SAL	-	-	353,280	-	353,280
										OPE	-	-	127,421	-	127,421
0391001	OAS C1488 IP	INFORMATION SYSTEMS SPECIALIST 8	33	PF	1	1.00	24	10	10381	SAL	-	-	249,144	-	249,144
										OPE	-	-	104,403	-	104,403
0391003	OAS C1485 IP	INFORMATION SYSTEMS SPECIALIST 5	28	PF	1	1.00	24	8	7330	SAL	-	-	175,920	-	175,920
										OPE	-	-	85,386	-	85,386
0396001	OAS C1487 IP	INFORMATION SYSTEMS SPECIALIST 7	31	PF	1	1.00	24	10	9517	SAL	-	-	228,408	-	228,408
										OPE	-	-	99,017	-	99,017
0705001	WTS X7008 IP	PRINCIPAL EXECUTIVE/MANAGER E	33X	PF	1	1.00	24	11	13004	SAL	-	-	312,096	-	312,096
										OPE	-	-	119,443	-	119,443
1300005	OAS C1486 IP	INFORMATION SYSTEMS SPECIALIST 6	29	PF	1	1.00	24	6	7152	SAL	-	-	171,648	-	171,648
										OPE	-	-	84,276	-	84,276
1300006	WTS X7006 IP	PRINCIPAL EXECUTIVE/MANAGER D	31	PF	1	1.00	24	11	11802	SAL	-	-	283,248	-	283,248
										OPE	-	-	113,188	-	113,188
1402001	OAS C1487 IP	INFORMATION SYSTEMS SPECIALIST 7	31	PF	1	1.00	24	10	9517	SAL	-	-	228,408	-	228,408
										OPE	-	-	99,017	-	99,017
1409001	OAS C1487 IP	INFORMATION SYSTEMS SPECIALIST 7	31	PF	1	1.00	24	10	9517	SAL	-	-	228,408	-	228,408

10/12/23

Page 21 of 24

PIC100 - Position Budget Report

6:50 AM

PIC100





# Special Reports

## PIC100 - Position Budget Report

## Information Technology Program

2023-25 Biennium

Cross Reference Number: 17000-070-20-00-00000

Budget Preparation

Legislatively Adopted Budget

Position Number	Classification	Classification Name	Sal Rng	Pos Type	Pos Cnt	FTE	Mos	Step	Rate	SAL/OPE	Salary/OPE				
											GF	LF	OF	FF	AF
										OPE	-	-	99,017	-	99,017
1423001	OAS C1484 IP	INFORMATION SYSTEMS SPECIALIST 4	25	PF	1	1.00	24	3	5214	SAL	-	-	125,136	-	125,136
										OPE	-	-	72,197	-	72,197
1424001	WTS X7008 IP	PRINCIPAL EXECUTIVE/MANAGER E	33X	PF	1	1.00	24	3	8831	SAL	-	-	211,944	-	211,944
										OPE	-	-	94,741	-	94,741
1425001	OAS C1488 IP	INFORMATION SYSTEMS SPECIALIST 8	33	PF	1	1.00	24	10	10381	SAL	-	-	249,144	-	249,144
										OPE	-	-	104,403	-	104,403
1484001	OAS C1487 IP	INFORMATION SYSTEMS SPECIALIST 7	31	PF	1	1.00	24	10	9517	SAL	-	-	228,408	-	228,408
										OPE	-	-	99,017	-	99,017
1500003	OAS C1487 IP	INFORMATION SYSTEMS SPECIALIST 7	31	PF	1	1.00	24	3	6898	SAL	-	-	165,552	-	165,552
										OPE	-	-	82,693	-	82,693
1500004	OAS C1487 IP	INFORMATION SYSTEMS SPECIALIST 7	31	PF	1	1.00	24	10	9517	SAL	-	-	228,408	-	228,408
										OPE	-	-	99,017	-	99,017
1500005	OAS C1485 IP	INFORMATION SYSTEMS SPECIALIST 5	28	PF	1	1.00	24	10	8033	SAL	-	-	192,792	-	192,792
										OPE	-	-	89,767	-	89,767
1500013	OAS C0118 AP	EXECUTIVE SUPPORT SPECIALIST 1	17	PF	1	1.00	24	10	4776	SAL	-	-	114,624	-	114,624
										OPE	-	-	69,467	-	69,467
1500033	OAS C1485 IP	INFORMATION SYSTEMS SPECIALIST 5	28	PF	1	1.00	24	10	8033	SAL	-	-	192,792	-	192,792
										OPE	-	-	89,767	-	89,767
1500034	OAS C1486 IP	INFORMATION SYSTEMS SPECIALIST 6	29	PF	1	1.00	24	10	8606	SAL	-	-	206,544	-	206,544
										OPE	-	-	93,339	-	93,339
1500035	OAS C1487 IP	INFORMATION SYSTEMS SPECIALIST 7	31	PF	1	1.00	24	6	7919	SAL	-	-	190,056	-	190,056
										OPE	-	-	89,056	-	89,056
1500058	OAS C1487 IP	INFORMATION SYSTEMS SPECIALIST 7	31	PF	1	1.00	24	3	6898	SAL	-	-	165,552	-	165,552
										OPE	-	-	82,693	-	82,693
1500059	OAS C1488 IP	INFORMATION SYSTEMS SPECIALIST 8	33	PF	1	1.00	24	10	10381	SAL	-	-	249,144	-	249,144
										OPE	-	-	104,403	-	104,403
1600011	OAS C1488 IP	INFORMATION SYSTEMS SPECIALIST 8	33	PF	1	1.00	24	10	10381	SAL	-	-	249,144	-	249,144
										OPE	-	-	104,403	-	104,403
1700001	WTS X7010 IP	PRINCIPAL EXECUTIVE/MANAGER F	35X	PF	1	0.92	22	3	9718	SAL	-	-	213,796	-	213,796
										OPE	-	-	91,912	-	91,912

10/12/23

Page 22 of 24

PIC100 - Position Budget Report

6:50 AM

PIC100



# Special Reports

## PIC100 - Position Budget Report

## Information Technology Program

2023-25 Biennium

Cross Reference Number: 17000-070-20-00-00000

Budget Preparation

Legislatively Adopted Budget

Position Number	Classification	Classification Name	Sal Rng	Pos Type	Pos Cnt	FTE	Mos	Step	Rate	SAL/ OPE	Salary/OPE					
											GF	LF	OF	FF	AF	
1700002	OAS C1488 IP	INFORMATION SYSTEMS SPECIALIST 8	33	PF	1	0.92	22	3	7518	SAL	-	-	165,396	-	165,396	
										OPE	-	-	79,344	-	79,344	
1700010	OAS C1483 IP	INFORMATION SYSTEMS SPECIALIST 3	24	PF	1	0.92	22	3	4814	SAL	-	-	105,908	-	105,908	
										OPE	-	-	63,895	-	63,895	
4540080	OAS C1488 IP	INFORMATION SYSTEMS SPECIALIST 8	33	PP	1	0.50	12	3	7518	SAL	-	-	90,216	-	90,216	
										OPE	-	-	43,279	-	43,279	
4540081	OAS C1488 IP	INFORMATION SYSTEMS SPECIALIST 8	33	PP	1	0.50	12	3	7518	SAL	-	-	90,216	-	90,216	
										OPE	-	-	43,279	-	43,279	
4540082	OAS C1485 IP	INFORMATION SYSTEMS SPECIALIST 5	28	PP	1	0.50	12	3	5825	SAL	-	-	69,900	-	69,900	
										OPE	-	-	38,002	-	38,002	
4540083	OAS C1485 IP	INFORMATION SYSTEMS SPECIALIST 5	28	PP	1	0.50	12	3	5825	SAL	-	-	69,900	-	69,900	
										OPE	-	-	38,002	-	38,002	
Total Salary											-	-	7,177,884	-	7,177,884	
Total OPE											-	-	3,217,084	-	3,217,084	
Total Personal Services					37	34.26						-	-	10,394,968	-	10,394,968



# Special Reports

## PIC100 - Position Budget Report

State Treasurer Staff

2023-25 Biennium

Cross Reference Number: 17000-070-30-00-00000

Budget Preparation

Legislatively Adopted Budget

Position Number	Classification	Classification Name	Sal Rng	Pos Type	Pos Cnt	FTE	Mos	Step	Rate	SAL/OPE	Salary/OPE				
											GF	LF	OF	FF	AF
0001700	MOE Y1700 AB	TREASURER	0	PF	1	1.00	24	1	6616	SAL	-	-	158,784	-	158,784
										OPE	-	-	80,935	-	80,935
0009001	WTN Z0108 AP	ADMINISTRATIVE SPECIALIST 2	19	PF	1	1.00	24	10	5736	SAL	-	-	137,664	-	137,664
										OPE	-	-	75,450	-	75,450
0010001	WTN Z7008 AP	PRINCIPAL EXECUTIVE/MANAGER E	33X	PF	1	1.00	24	11	11253	SAL	-	-	270,072	-	270,072
										OPE	-	-	109,820	-	109,820
0023003	WTS Z7004 AP	PRINCIPAL EXECUTIVE/MANAGER C	28X	PF	1	1.00	24	11	8831	SAL	-	-	211,944	-	211,944
										OPE	-	-	94,741	-	94,741
0027001	WTS Z7012 AP	PRINCIPAL EXECUTIVE/MANAGER G	38X	PF	1	1.00	24	11	14337	SAL	-	-	344,088	-	344,088
										OPE	-	-	125,640	-	125,640
0201001	WTN Z0871 AP	OPERATIONS & POLICY ANALYST 2	27	PF	1	1.00	24	3	5985	SAL	-	-	143,640	-	143,640
										OPE	-	-	77,002	-	77,002
1500065	WTS X7008 AP	PRINCIPAL EXECUTIVE/MANAGER E	33X	PF	1	1.00	24	10	10720	SAL	-	-	257,280	-	257,280
										OPE	-	-	106,515	-	106,515
1600012	WTN X0873 AP	OPERATIONS & POLICY ANALYST 4	32	PF	1	1.00	24	3	7444	SAL	-	-	178,656	-	178,656
										OPE	-	-	86,096	-	86,096
Total Salary											-	-	1,702,128	-	1,702,128
Total OPE											-	-	756,199	-	756,199
Total Personal Services					8	8.00					-	-	2,458,327	-	2,458,327

10/12/23

Page 24 of 24

PIC100 - Position Budget Report

6:50 AM

PIC100