

Oregon Local Government Intermediate Fund

June 30, 2018



Fund Characteristics

Net Assets	\$215,597,920
Number of Securities	208
Duration (years)	2.64
Yield-to-Maturity	2.95%
Effective Credit Rating	AA-
Inception Date	9/1/2016

Fund Objectives

The investment objective of the Oregon Local Government Intermediate Fund ("OLGIF") is to achieve a total return greater than the Barclays 1-5 Year U.S. Government/ Credit Index. Eligible investments and investment exposures are subject to approval by the Oregon Investment Council and are detailed in OLGIF's guidelines. OLGIF may have exposures, subject to diversification requirements, to several types of investment grade public debt market instruments denominated in U.S. dollars.

Top 10 Issuers

UNITED STATES TREASURY	46.7%
BANK OF AMERICA CORP	1.7%
MICROSOFT CORPORATION	1.4%
GOLDMAN SACHS GROUP	1.4%
WELLS FARGO & COMPANY	1.3%
CITIGROUP INC	1.2%
CVS HEALTH CORP	1.2%
GENERAL ELECTRIC CO	1.0%
ROYAL BANK OF CANADA	1.0%
GENERAL MOTORS FINL	0.9%
	57.7%

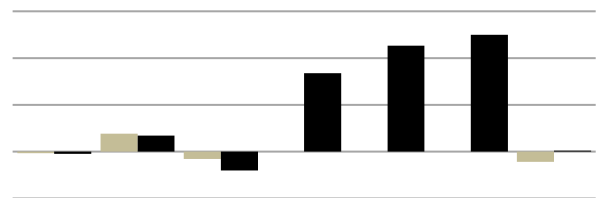
Fund Strategy

The Oregon Local Government Intermediate Fund ("OLGIF") is a commingled investment pool for local governments offered by Oregon State Treasury due to Legislation HB2140 and pursuant to ORS Chapter 294. OLGIF provides qualified local government participants with a vehicle to invest assets over an intermediate time horizon (three to five years). OLGIF is actively managed to maintain a diversified portfolio of investment grade bond investments. Based on historical market performance, it is anticipated that the returns generated over extended periods will be greater in OLGIF than in shorter maturity vehicles such as the Oregon Short Term Fund.

Fund Performance (As of June 30, 2018)

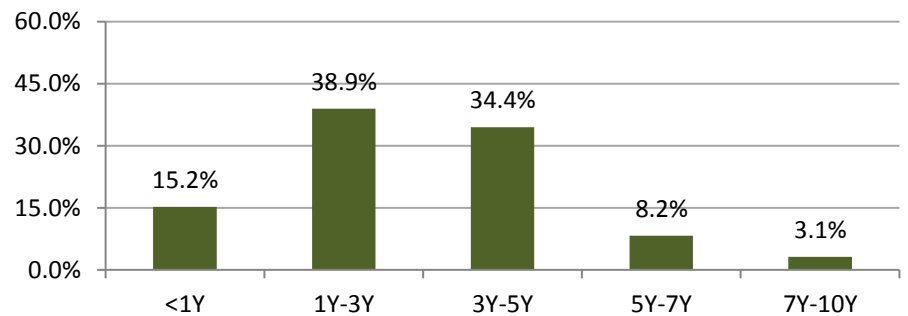
	Mth	Qtr	1-Yr	Annualized			Incep.
				3-Yr	5-Yr	7-Yr	
OLGIF	-0.02%	0.19%	-0.08%	-	-	-	-0.11%
BC 1-5 Yr U.S. Gov't/Cred	-0.02%	0.17%	-0.20%	0.84%	1.13%	1.25%	0.01%

■ OLGIF
■ BC 1-5 Yr U.S. Gov't/Cred

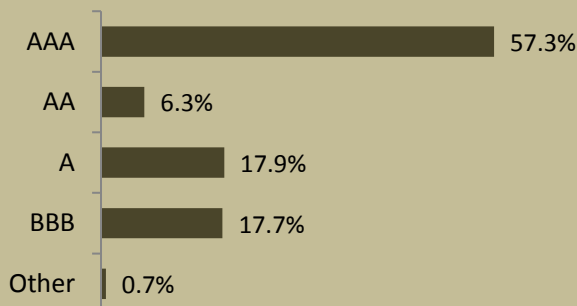


-Performance quoted represents past performance and is no guarantee of future results.
-Performance is net of investment management fees.

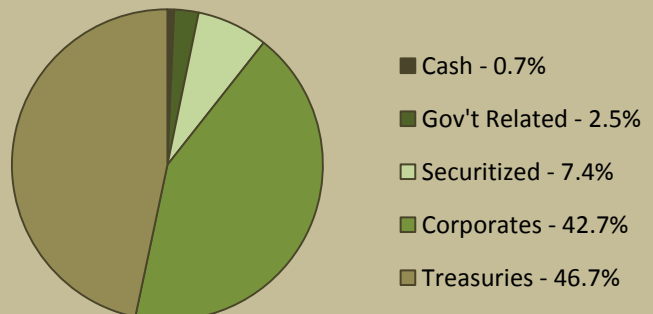
Maturity Breakdown



Credit Quality Distribution



Sector Allocations



Disclaimer: Any information provided herein has been prepared from sources believed to be reliable but is not guaranteed, and is for informational purposes only. The information provided herein should not be regarded as an offer to sell or as a solicitation of an offer to buy the products mentioned. No representation is made that any returns will be achieved. Past performance is not indicative of future results. Opinions expressed herein are subject to change without notice. The securities and funds mentioned in this document may not be eligible or suitable for all types of investors.