

Oregon Intermediate Term Pool

June 30, 2024



OREGON
STATE
TREASURY

Fund Characteristics

Net Asset Value	\$310,382,102
Number of Securities	83
Duration (Years)	3.44
Yield-to-Maturity	5.09%
Effective Credit Rating	AA
Inception Date	8/1/2010

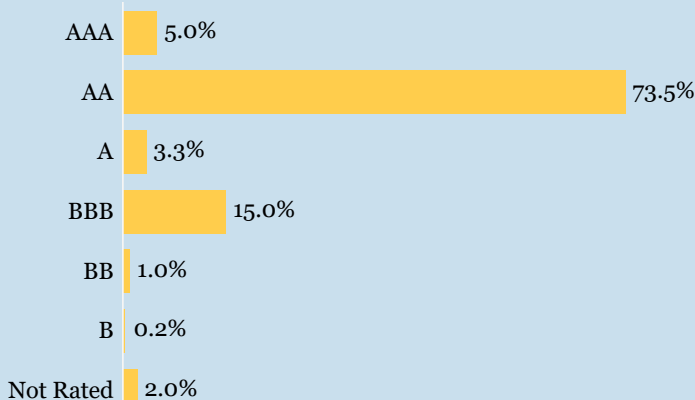
Fund objectives

The investment objective of the Oregon Intermediate Term Pool ("OITP") is to maximize total return (i.e., principal and income) within stipulated risk parameters. OITP is not appropriate for funds needed to cover short-term (less than 1 year) needs. The portfolio seeks to meet or outperform the total return of the Bloomberg US Intermediate Government/Credit Index.

Top 10 Issuers

UNITED STATES TREASURY	54.7%
OREGON STATE TREASURY	10.8%
FHLMC	2.8%
AGREE LP	2.0%
REXFORD INDUSTRIAL REALTY INC	1.7%
FNMA	1.7%
CHARLES SCHWAB CORPORATION	1.7%
OSCAR US FUNDING TRUST	1.5%
FORD CRED AUTO OWNER TRUST_22-C	1.5%
SAFEHOLD GL HOLDINGS LLC	1.3%
Total	79.7%

Credit Quality Distribution

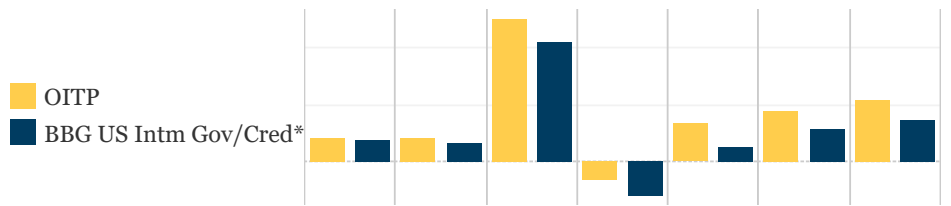


Fund Strategy

The Oregon Intermediate Term Pool ("OITP") is actively managed to maintain an intermediate duration through a diversified portfolio of investment grade quality fixed income investments as prescribed in the portfolio guidelines. Oregon State Treasury investment staff will achieve the investment objectives through active management of the portfolio with the objective of meeting or exceeding the Bloomberg Intermediate US Government/Credit Index.

Fund Performance

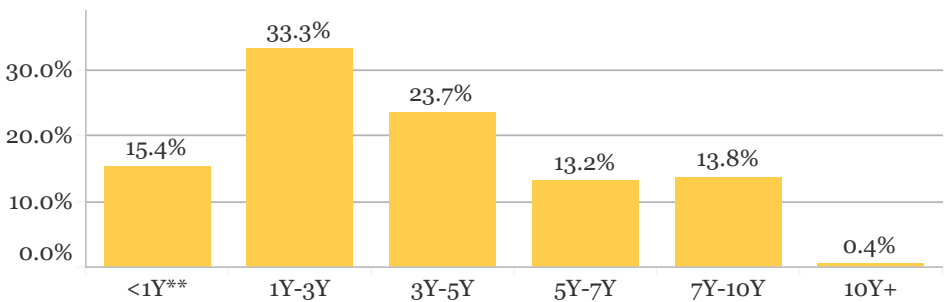
Name	Mth	Qtr	1 Yr	3 Yr	5 Yr	7 Yr	Incep.
OITP	0.84%	0.84%	5.03%	-0.60%	1.35%	1.79%	2.17%
BBG US Intm Gov/Cred*	0.80%	0.64%	4.19%	-1.18%	0.52%	1.19%	1.46%



*From 8/1/2010 to 8/31/2013, benchmark was BAML 1-5 Yrs US Corp/Gov A Rated & Above. From 9/1/2013 to 5/31/2015 the benchmark was BAML 1-5 Year Domestic Master. From 6/1/2015 to 12/31/2020, the benchmark was Bloomberg 3-5 Year US Aggregate Index. From 1/1/2021 onward, the benchmark is Bloomberg US Intermediate Government/Credit Index.

-Performance quoted represents past performance and is no guarantee of future results.
-Performance is net of investment management fees.
-Performance reported for periods greater than 1 year is annualized.

Maturity Breakdown



Sector Allocations



**Includes the Oregon Short Term Fund

Oregon Intermediate Term Pool

June 30, 2024



OREGON
STATE
TREASURY

Disclaimer: Any information provided herein has been prepared from sources believed to be reliable but is not guaranteed, and is for informational purposes only. The information provided herein should not be regarded as an offer to sell or as a solicitation of an offer to buy the products mentioned. No representation is made that any returns will be achieved. Past performance is not indicative of future results. Opinions expressed herein are subject to change without notice. The securities and funds mentioned in this document may not be eligible or suitable for all types of investors.

Investing involves risk, including the possible loss of principal.

Fixed income securities and bond funds may be subject to risks that can result in the loss of value. These risks may include interest rate risk, issuer default risk, credit risk, prepayment risk, and price volatility risk. Preservation of capital is not guaranteed.

Source ICE Data Indices, LLC ("ICE DATA"), is used with permission. ICE DATA, ITS AFFILIATES AND THEIR RESPECTIVE THIRD PARTY SUPPLIERS DISCLAIM ANY AND ALL WARRANTIES AND REPRESENTATIONS, EXPRESS AND/OR IMPLIED, INCLUDING ANY WARRANTIES OF MERCHANTABILITY OR FITNESS FOR A PARTICULAR PURPOSE OR USE, INCLUDING THE INDICES, INDEX DATA AND ANY DATA INCLUDED IN, RELATED TO, OR DERIVED THEREFROM. NEITHER ICE DATA, ITS AFFILIATES NOR THEIR RESPECTIVE THIRD PARTY SUPPLIERS SHALL BE SUBJECT TO ANY DAMAGES OR LIABILITY WITH RESPECT TO THE ADEQUACY, ACCURACY, TIMELINESS OR COMPLETENESS OF THE INDICES OR THE INDEX DATA OR ANY COMPONENT THEREOF, AND THE INDICES AND INDEX DATA AND ALL COMPONENTS THEREOF ARE PROVIDED ON AN "AS IS" BASIS AND YOUR USE IS AT YOUR OWN RISK. ICE DATA, ITS AFFILIATES AND THEIR RESPECTIVE THIRD PARTY SUPPLIERS DO NOT SPONSOR, ENDORSE, OR RECOMMEND Oregon State Treasury, OR ANY OF ITS PRODUCTS OR SERVICES.

Barclays Global Family of Indices, Copyright 2018: Barclays Risk Analytics and Index Solutions Limited. Used with permission.

All third-party marks cited are the property of their respective owners.