

430355

320 Ft. Level
Alameda Mining Co.
(C.F. Herbert — Oct 1953)

WEST 1300

WEST 1200

WEST 1100

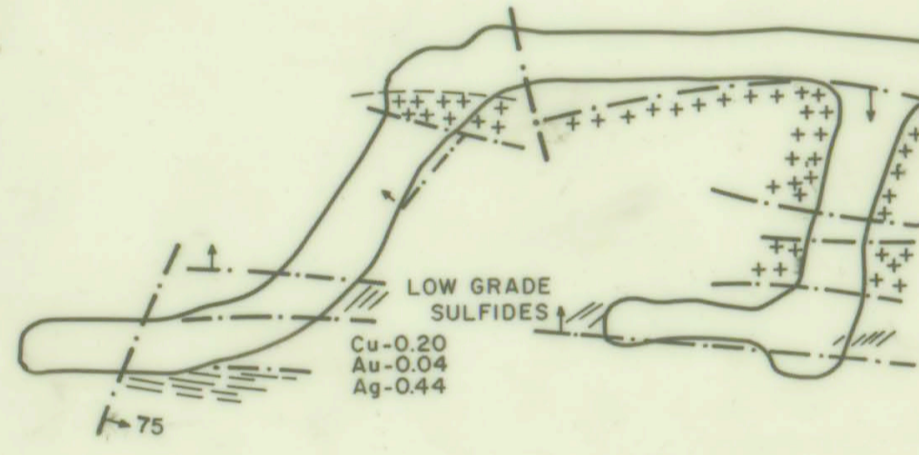
WEST 1000

Section B-B'

Section A'

Section B-B'

Section A



— LEGEND —

- Altered Dacite Porphyry (with barite, calcite, pyrite)
- Slate (often quartzite at contact)
- Greenstone (Dacite?)
- Quartz-Diorite
- Fault, dip 65°
- Fault, vertical
- Au-0.10 Gold, 0.10 oz. per ton
- Ag-1.00 Silver, 1.00 " " "
- Cu-1.00 Copper, 1.00%
- Zn-1.00 Zinc, 1.00%

Scale 0 20 40 60 80 100 Feet

NORTH 900

NORTH 1000

NORTH 1100

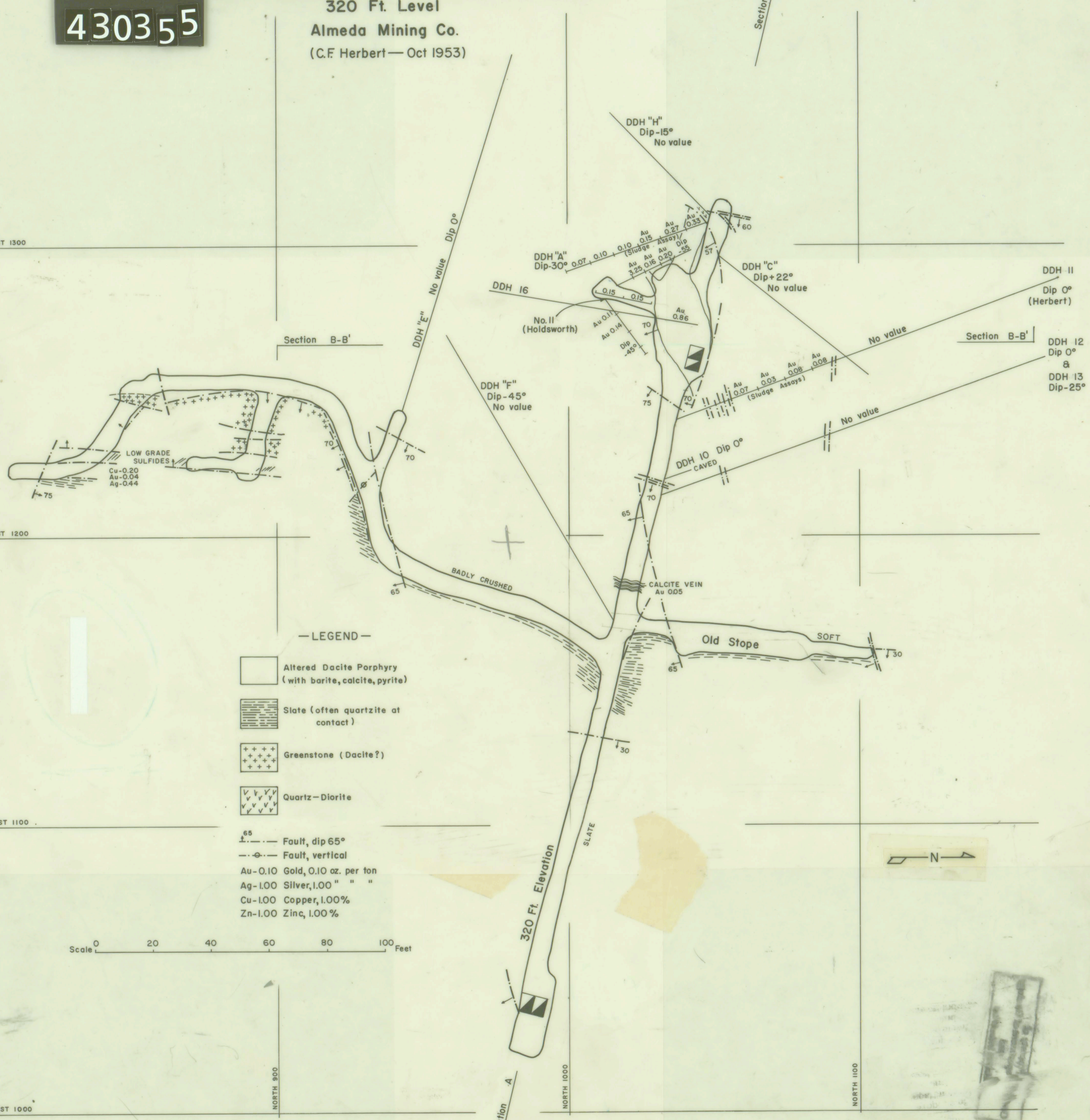
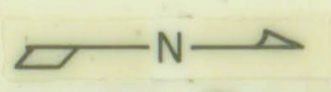


Figure 17 11 1/2 x 12 3/4 sheet size 12 1/4 x 13 3/4

6098

P-248 sheet 6-518