Schlumberger

HIGH RESOLUTION DIPMETER

CSU

COMPANY: REICHHOLD ENERGY CORPORATION

WELL: "ADAMS" #32-34

FIELD: MIST
COUNTY: COLUMBIA
STATE: OREGON

LOCATION: 1550'S & 26'E FROM
N 1/4 CORNER OF...
SEC: 34 TWP: 7N RGE: 5W

PERMANENT DATUM: GL
ELEV. OF PERM. DATUM: 1525.0 '
LOG MEASURED FROM: KB
11.0 ' ABOVE PERM. DATUM
DRLG. MEASURED FROM: KB

ELEVATIONS-
KB: 1536.0 '
DF:
GL: 1525.0 '

OTHER SERVICES-
BHC
DIL-SFL

DATE: 30 AUG 1984
RUN NO: 1

PROGRAM
TAPE NO:
24.2
SERVICE
ORDER NO:
432254

DEPTH-DRILLER: 3284.0 '
DEPTH-LOGGER: 3279.0 '
BTM. LOG INTERVAL: 3265.0 '
TOP LOG INTERVAL: 412.0 '

CASING-DRILLER: 412 '
CASING-LOGGER: 412 '
CASING: 8 5/8

BIT SIZE: 7 7/8

TYPE FLUID IN HOLE: GEL/LIGNO
DENSITY: 9.3 LB/G
VISCOSITY: 47.0 S
PH: 9.5
FLUID LOSS: 5.4 C3
SOURCE OF SAMPLE: FLOWLINE
RM: 2.810 OHMM AT 62.0 DEGF
RMF: 2.720 OHMM AT 62.0 DEGF
RMC: 2.900 OHMM AT 60.0 DEGF
SOURCE RMF/RMC: MEASURED/MEASURED
RM AT BHT: 1.829 OHMM AT 99.0 DEGF
RMF AT BHT: 1.770 OHMM AT 99.0 DEGF
RMC AT BHT: 1.833 OHMM AT 99.0 DEGF

TIME CIRC. STOPPED: 2000 8-30
TIME LOGGER ON BTM.: 1400 8-31

MAX. REC. TEMP: 99.0 DEGF

LOGGING UNIT NO: 8178
LOGGING UNIT LOC: SACRAMENTO
RECORDED BY: BENTLEY/ZWALLER
WITNESSED BY: ALGER

REMARKS:

400PPM CL

EQUIPMENT NUMBERS-

HDS [illegible]   HDH [illegible]   DAM 958

ALL INTERPRETATIONS ARE OPINIONS BASED ON INFERENCES FROM ELECTRICAL OR OTHER MEASUREMENTS AND WE CANNOT, AND DO NOT GUARANTEE THE ACCURACY OR CORRECTNESS OF ANY INTERPRETATIONS, AND WE SHALL NOT, EXCEPT IN THE CASE OF GROSS OR WILLFUL NEGLIGENCE ON OUR PART, BE LIABLE OR RESPONSIBLE FOR ANY LOSS, COSTS, DAMAGES OR EXPENSES INCURRED OR SUSTAINED BY ANYONE RESULTING FROM ANY INTERPRETATION MADE BY ANY OF OUR OFFICERS, AGENTS OR EMPLOYEES. THESE INTERPRETATIONS ARE ALSO SUBJECT TO OUR GENERAL TERMS AND CONDITIONS AS SET OUT IN OUR CURRENT PRICE SCHEDULE.

CHANGED PARAMETERS

NAME	VALUE	UNIT	DEPTH (F)	NAME	VALUE	UNIT	DEPTH (F)

DEVI(DEG)
-1.000 9.0000
RB (DEG)
-40.00 360.00
AZIM(DEG)
-40.00 360.00

C2 (IN)
26.000 6.0000
C1 (IN)
26.000 6.0000

FILE

103

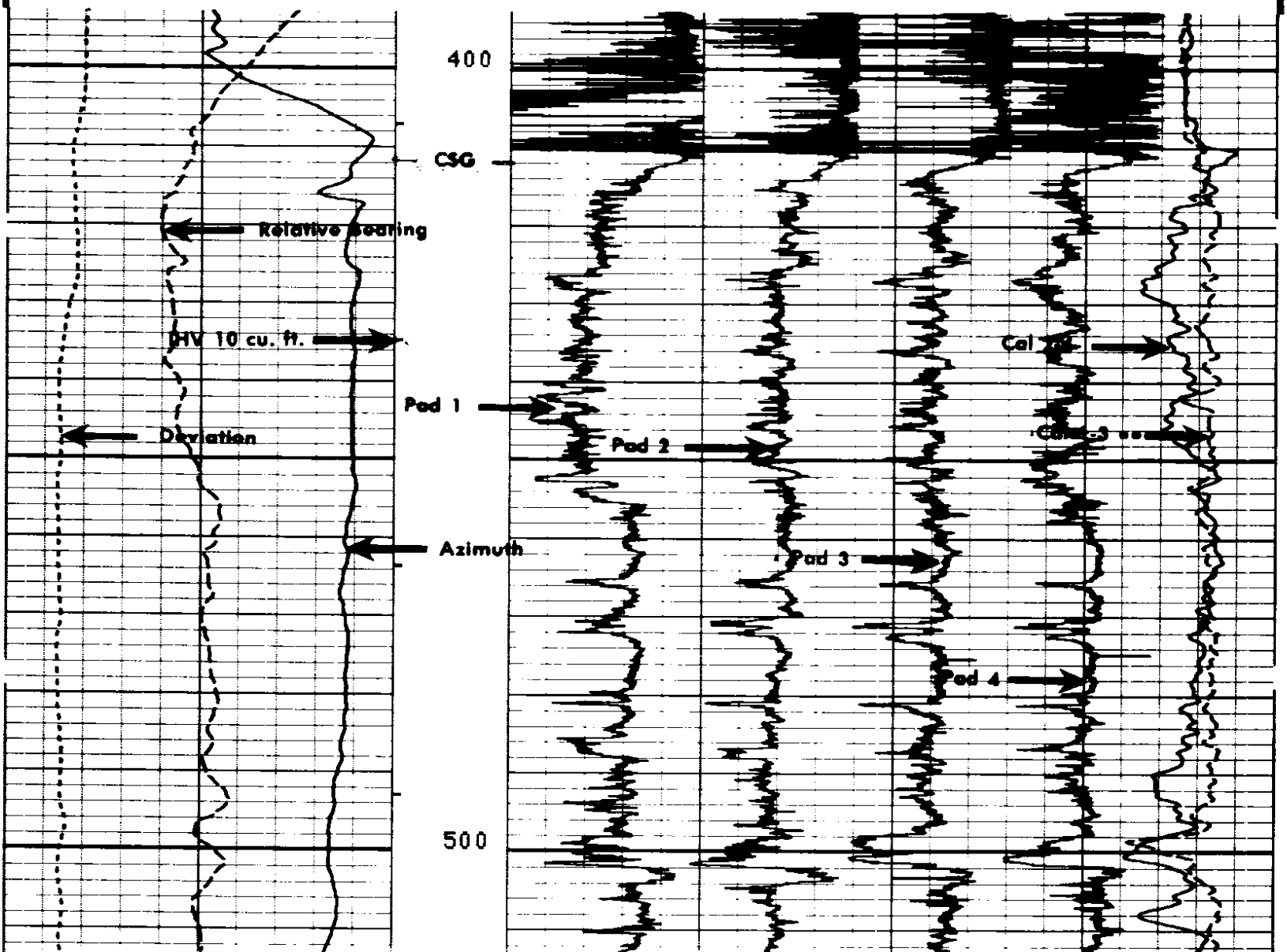

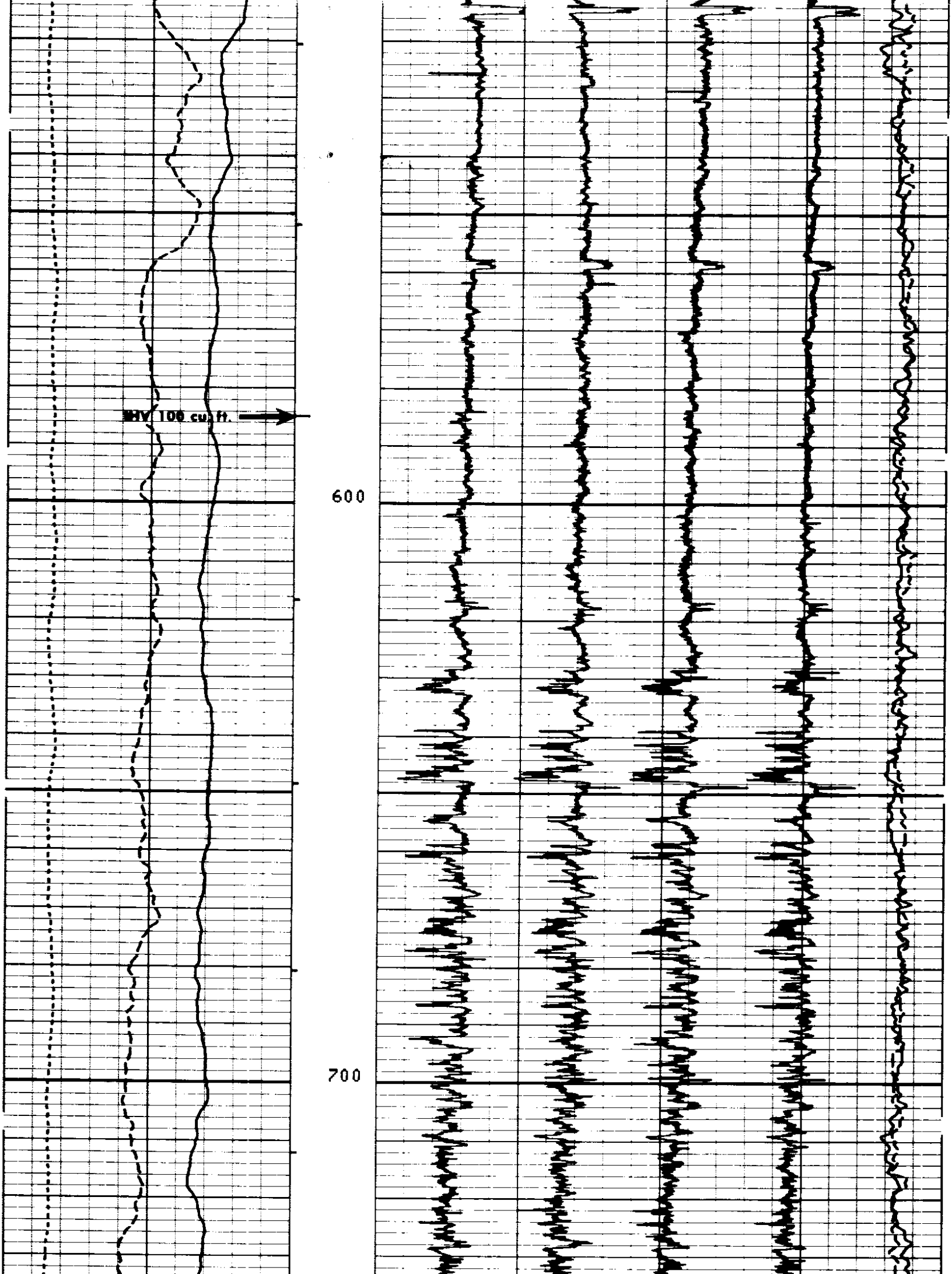

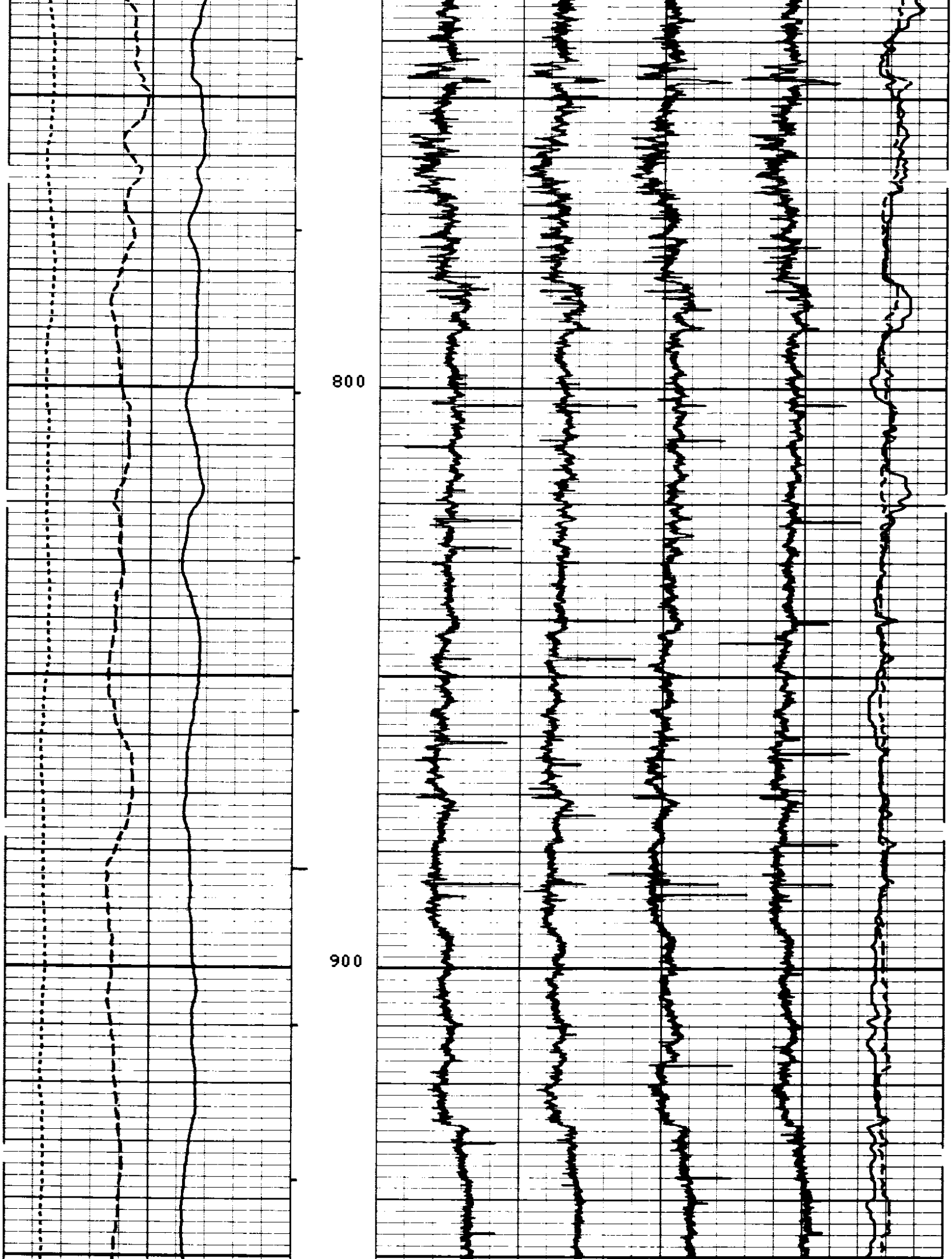

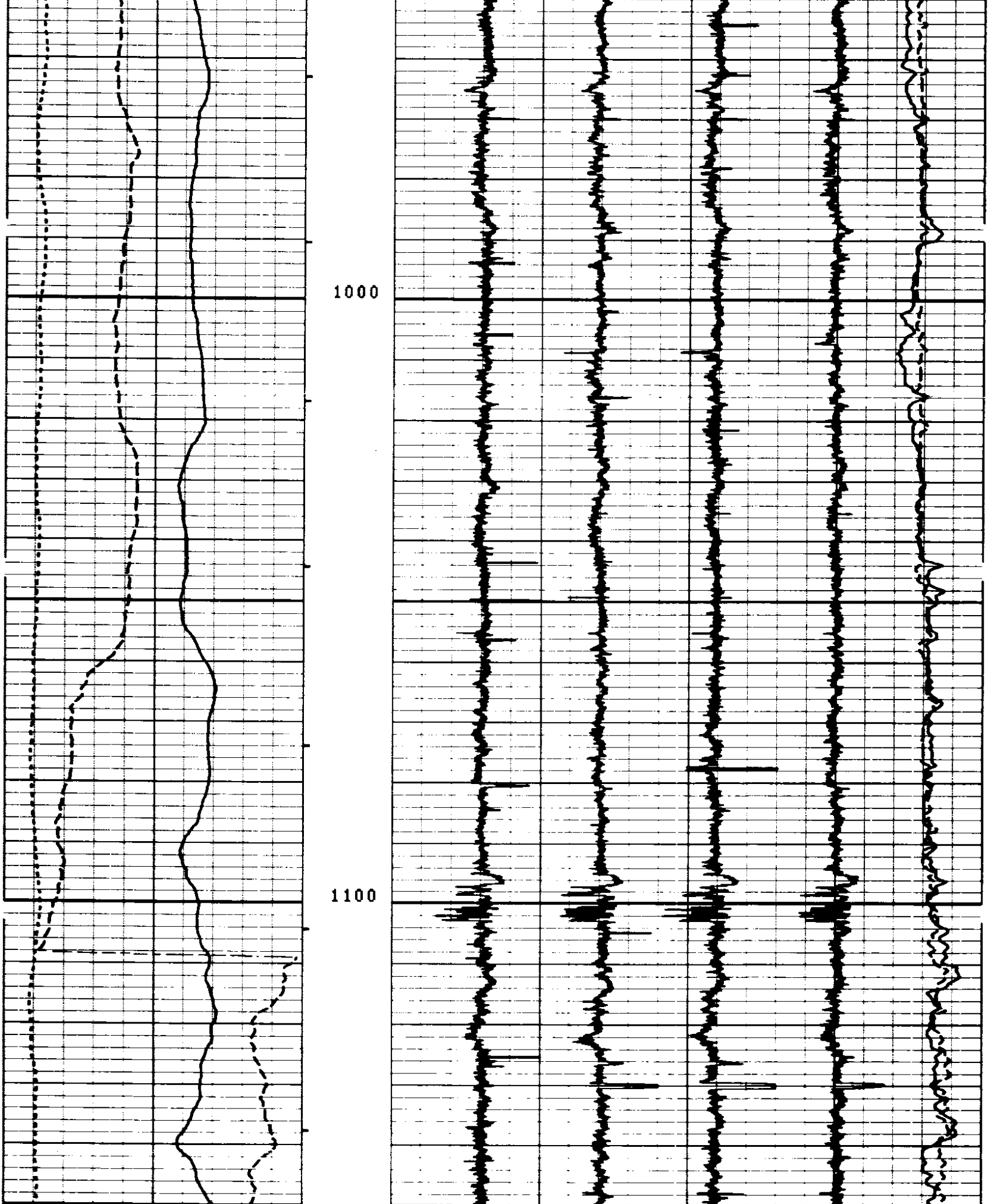

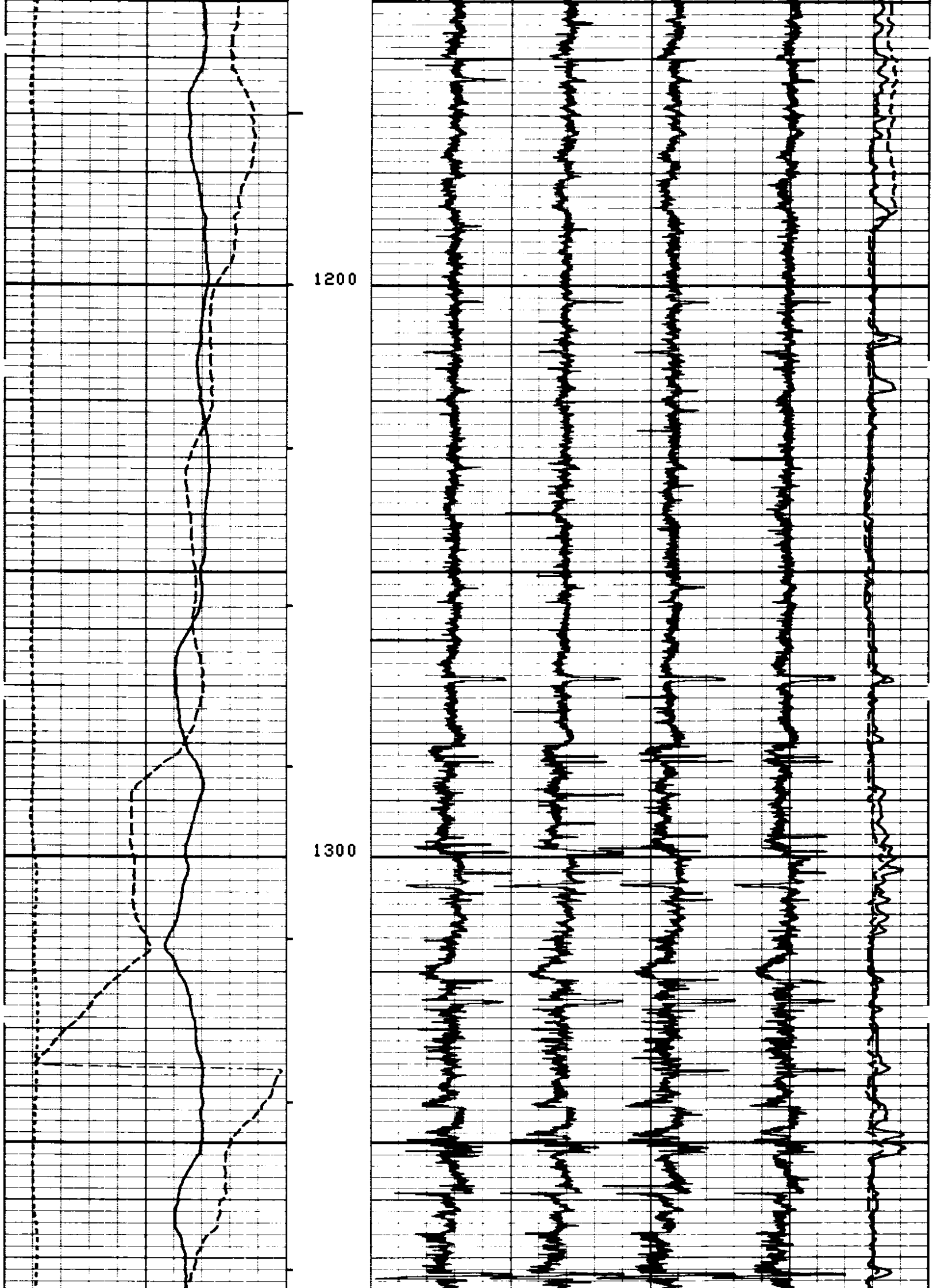

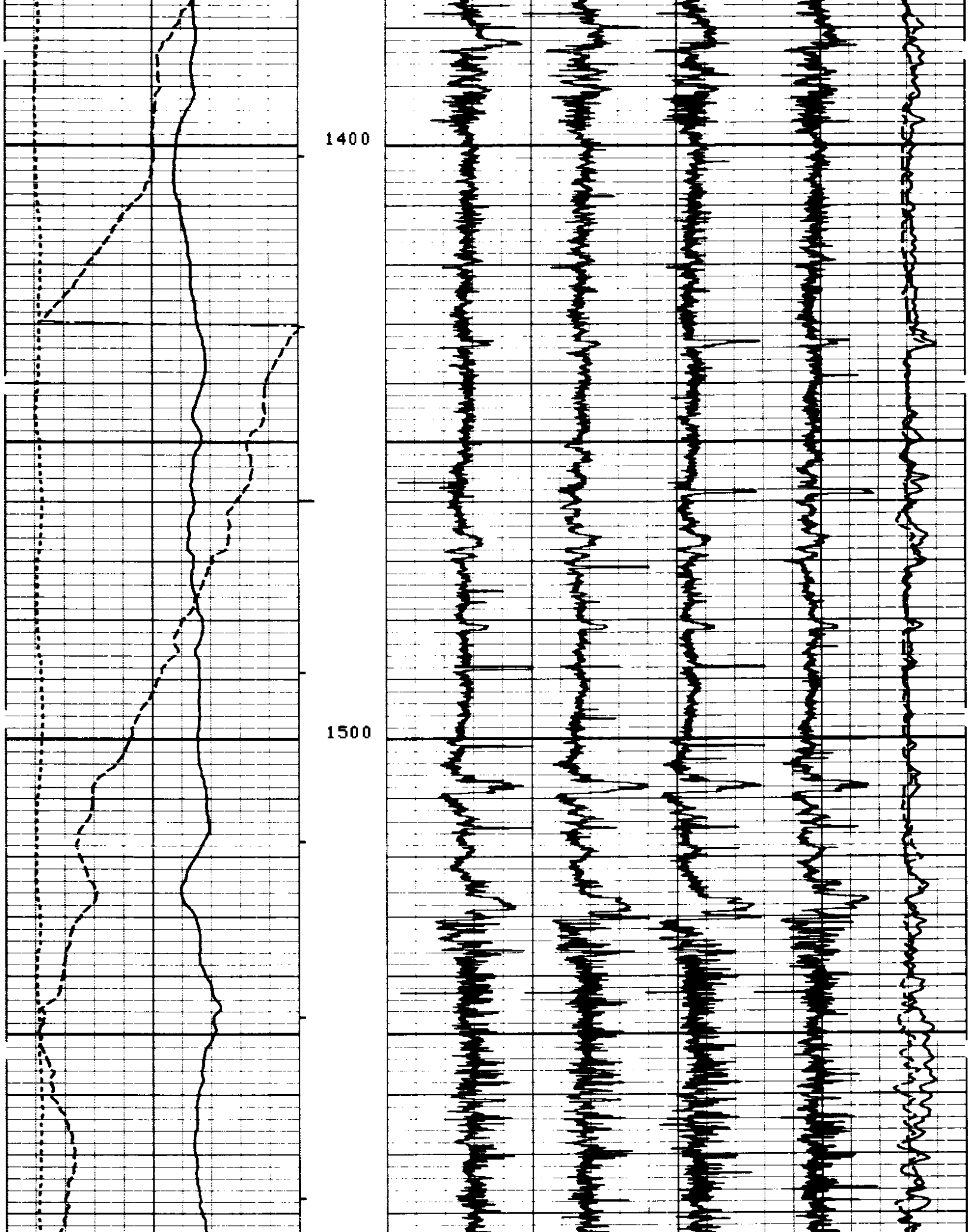

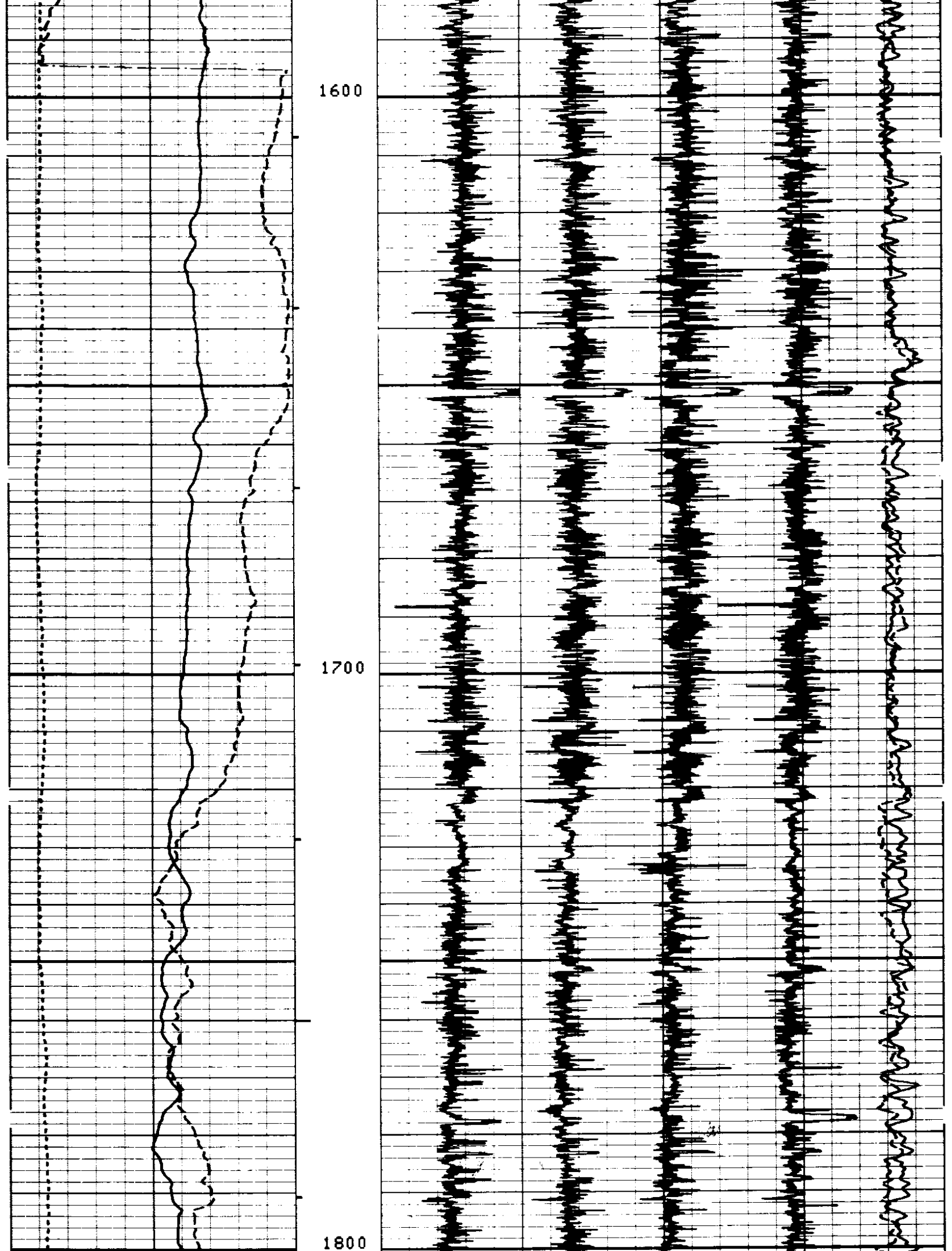

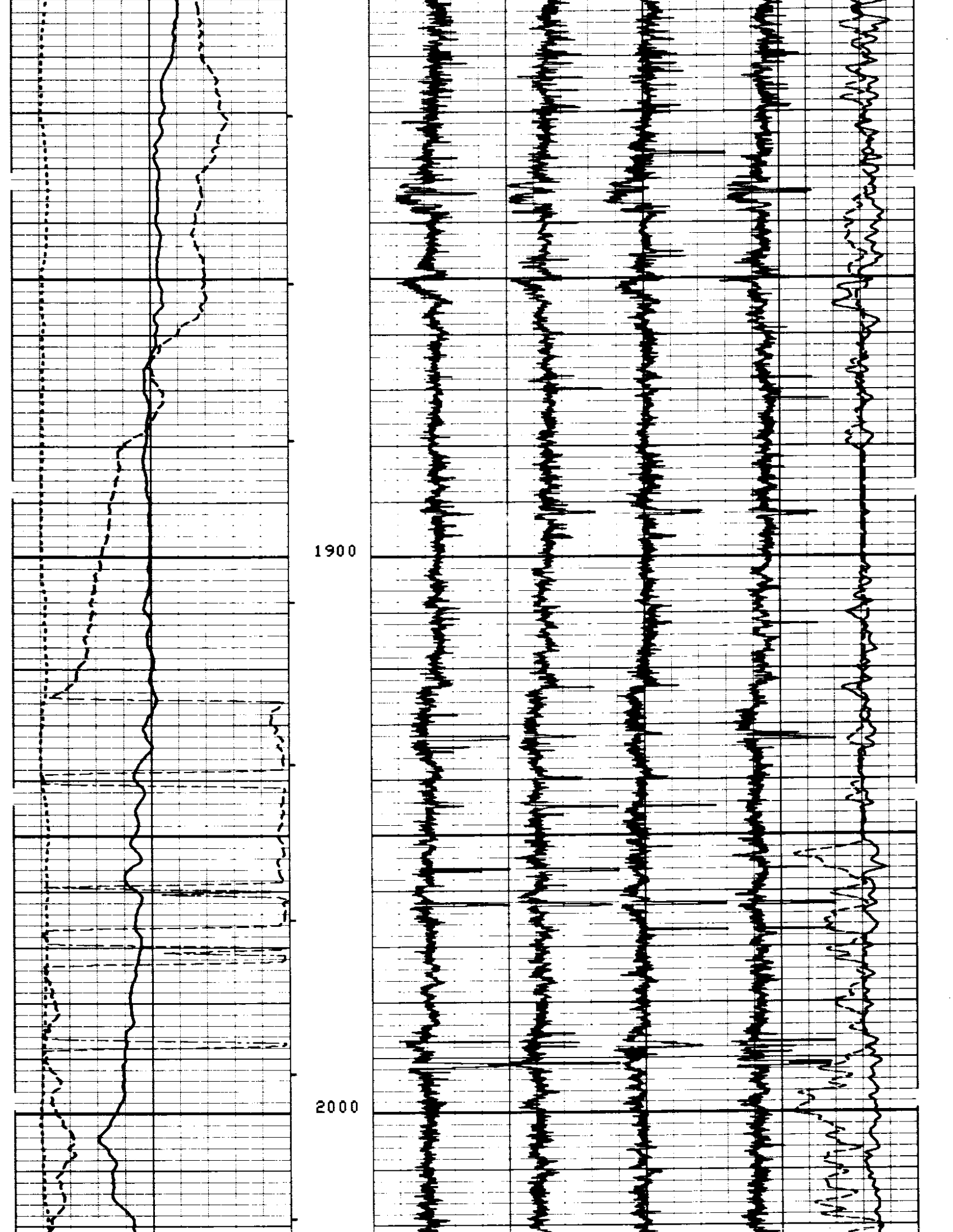

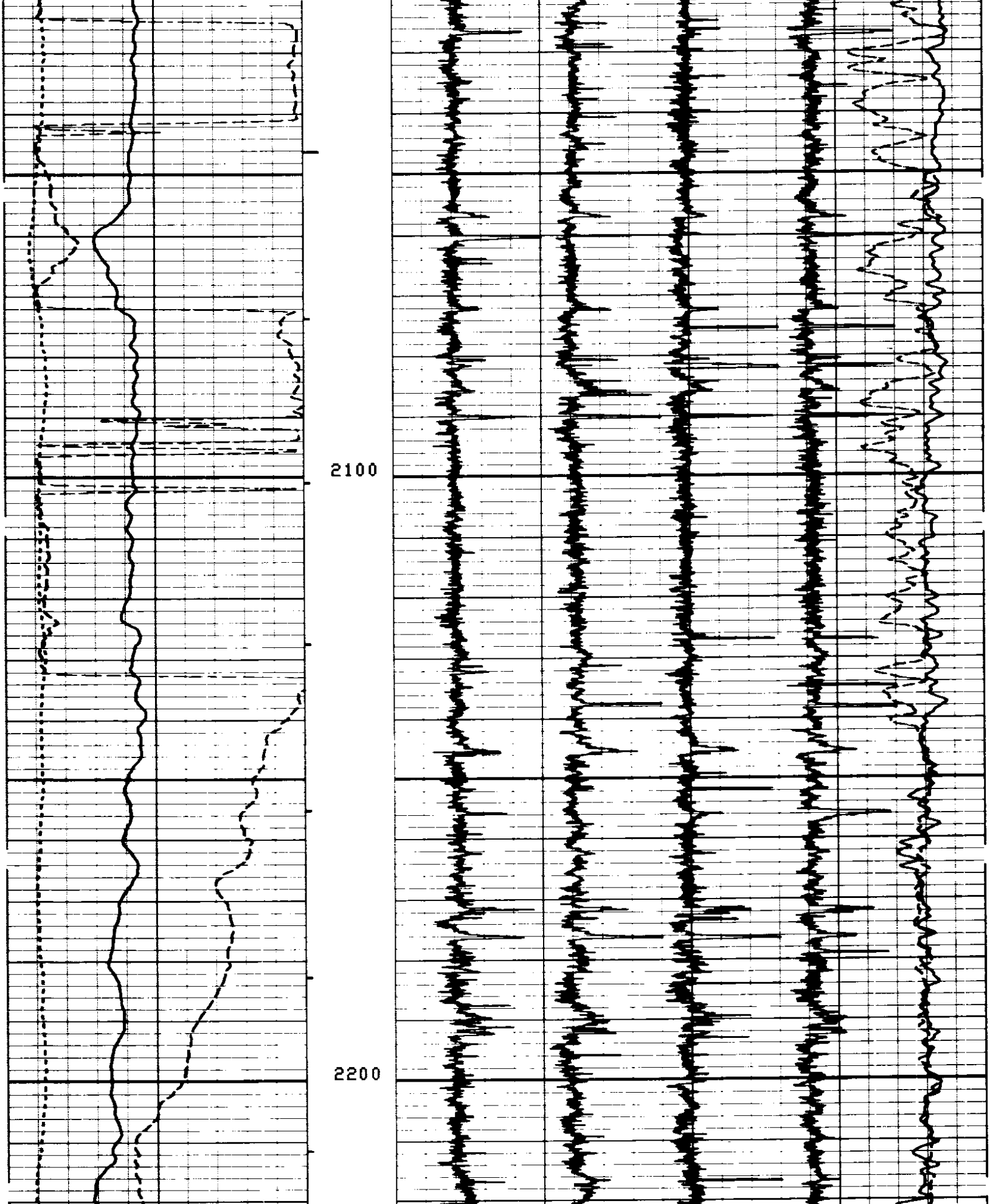

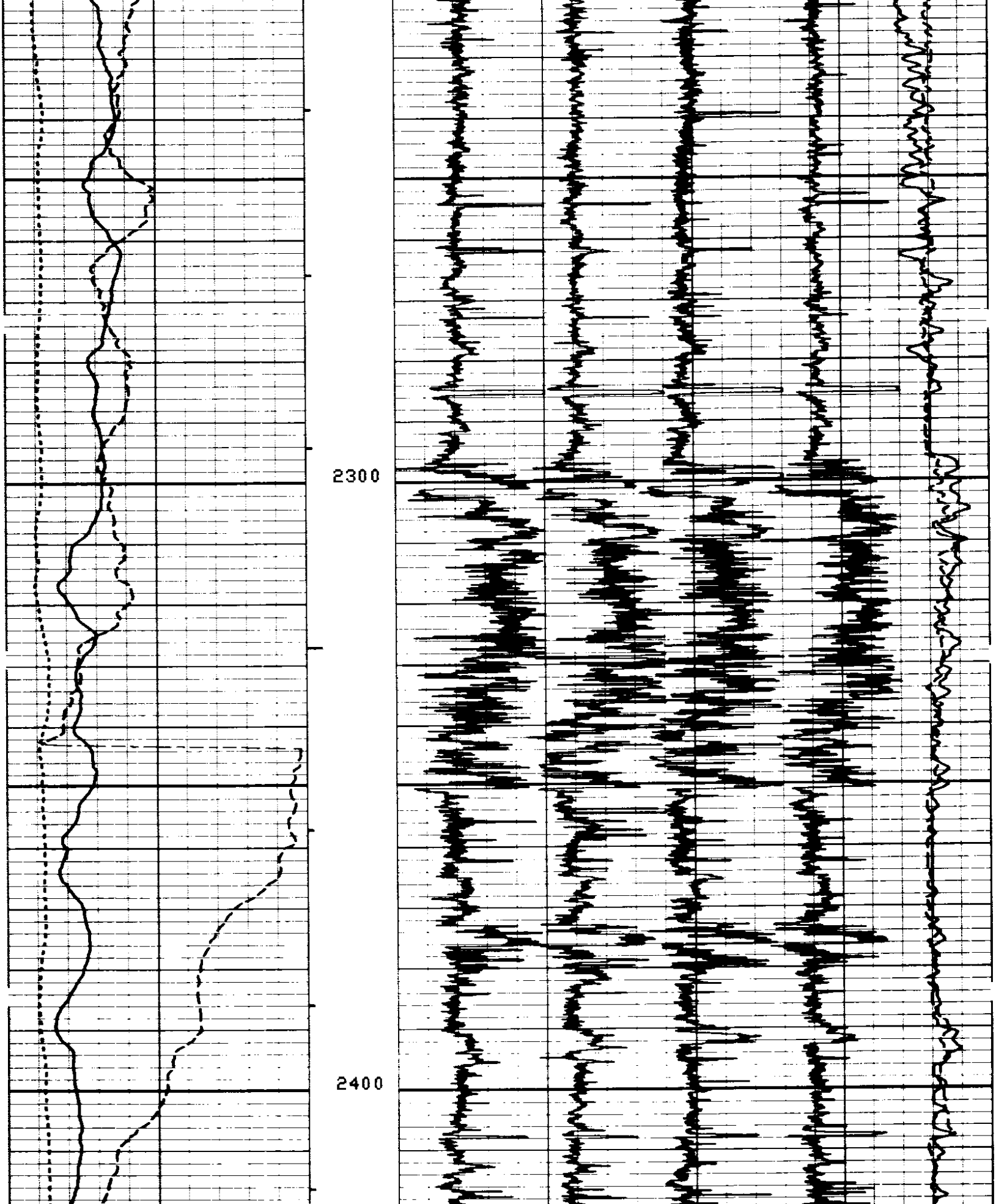

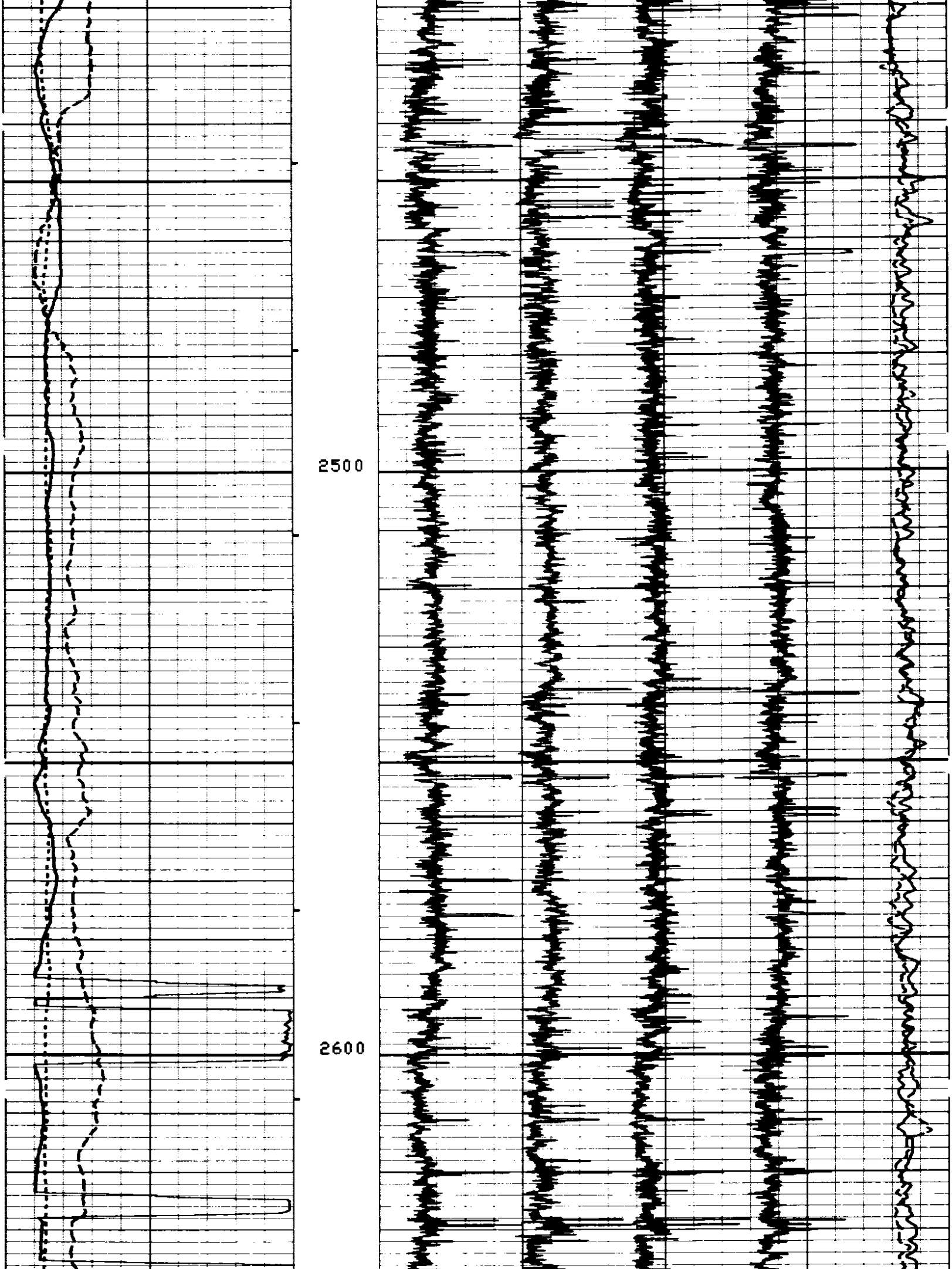

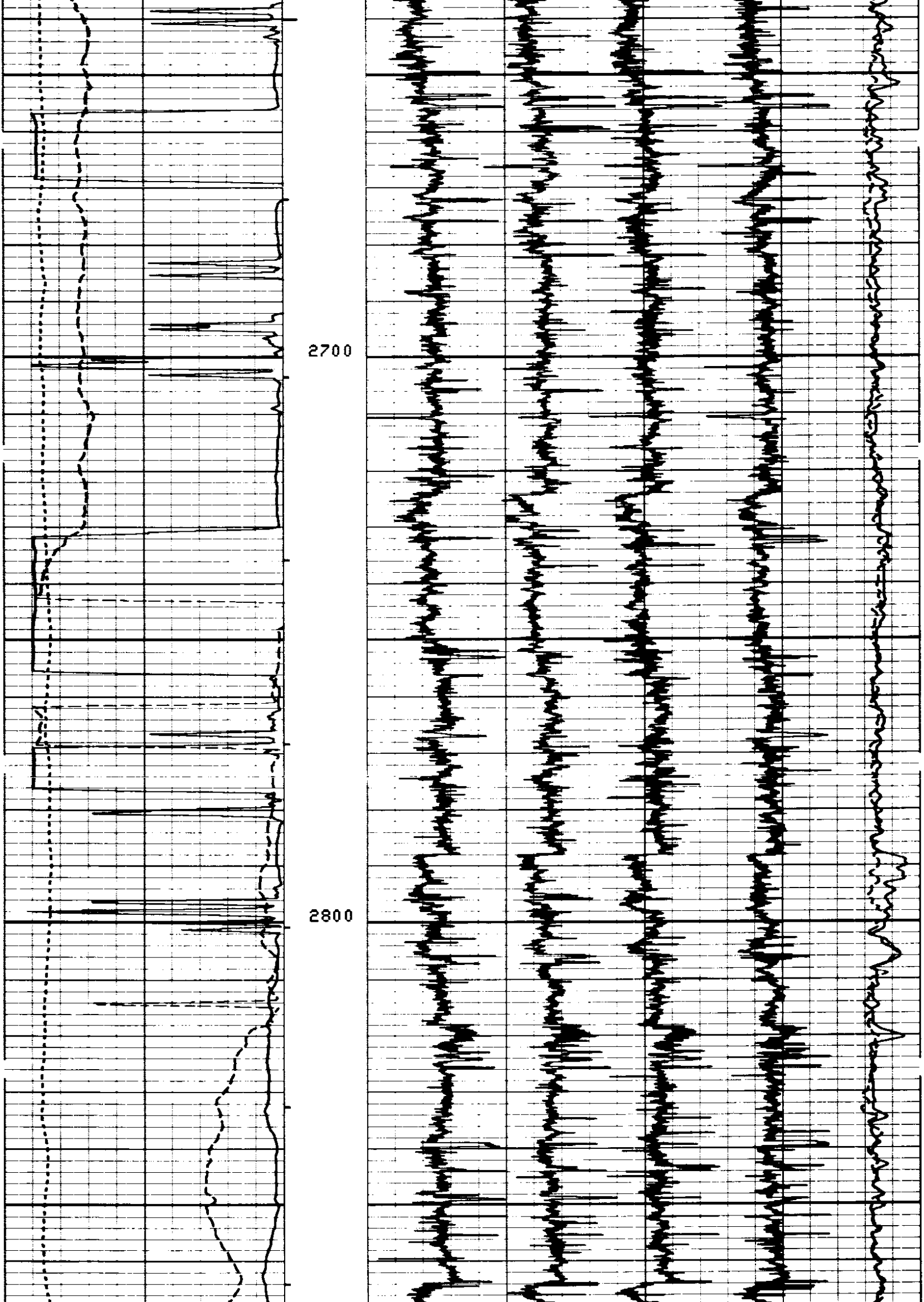

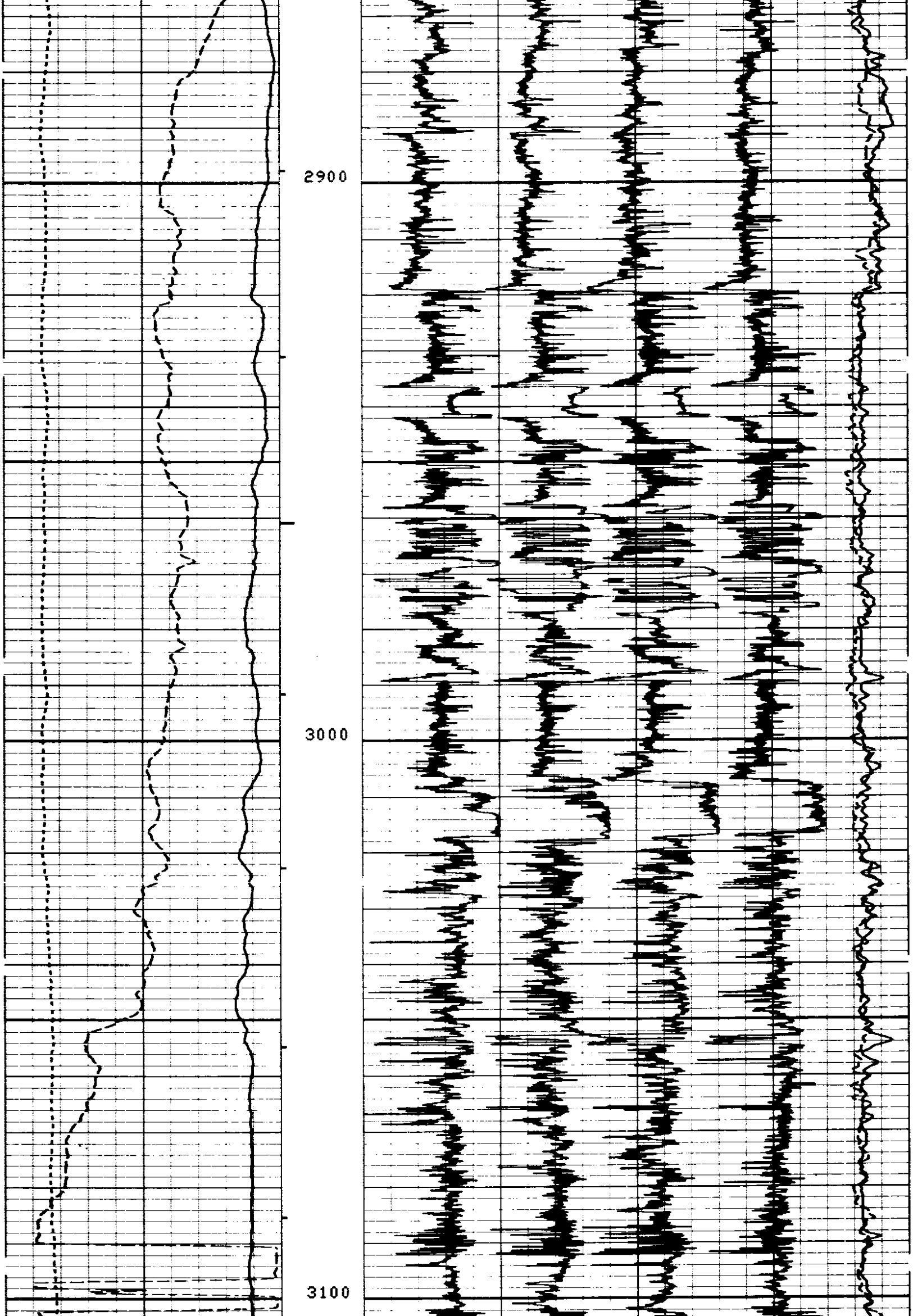

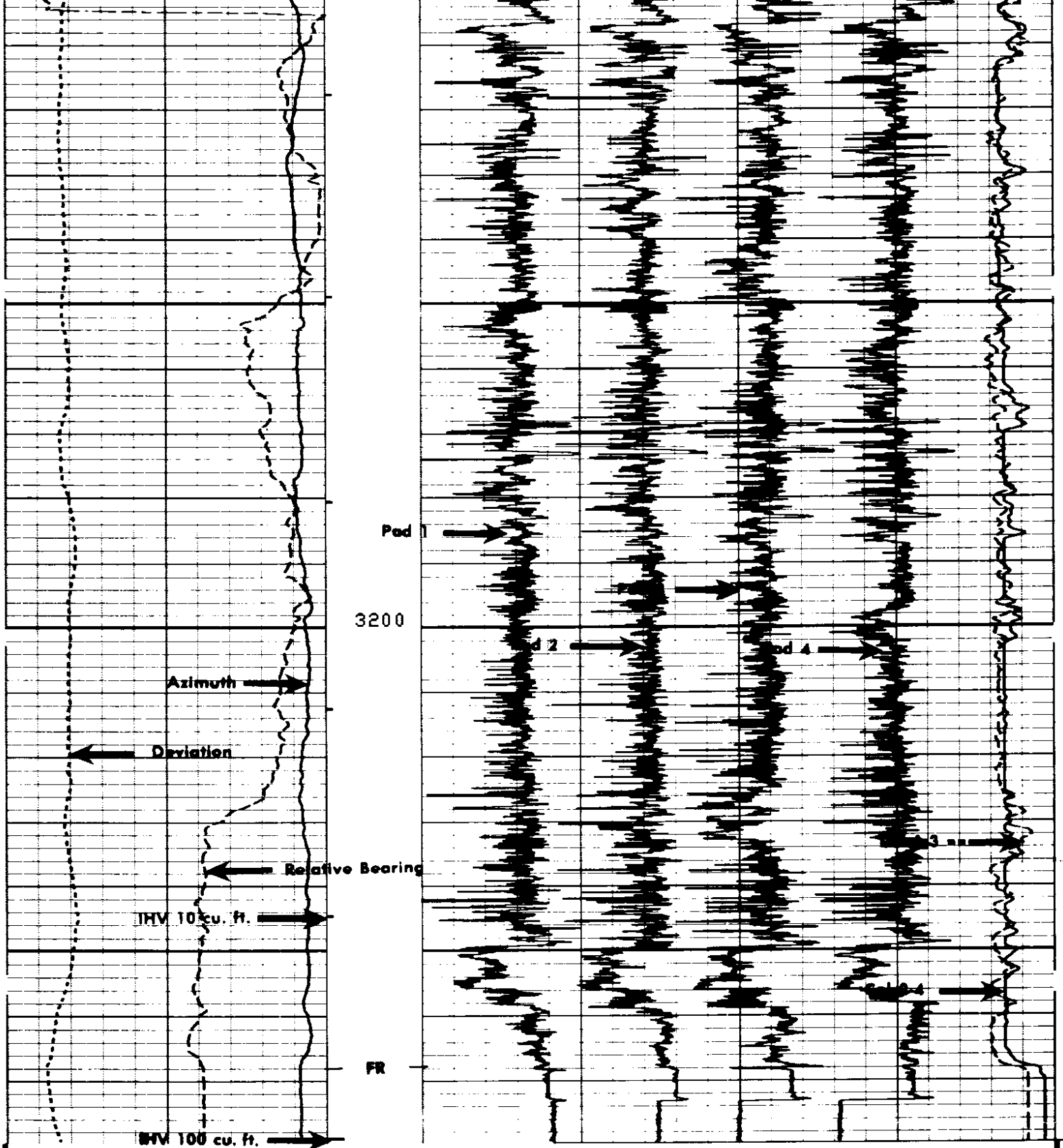

FILE

103

DEVI(DEG)		C2 (IN)	
-1.000	9.0000		
RB (DEG)			
-40.00	360.00	26.000	6.0000
AZIM(DEG)		C1 (IN)	
-40.00	360.00	26.000	6.0000

SENSOR MEASURE POINT TO TENSION REFERENCE POINT

RB	.0	FEET	AZIM	.0	FEET
FEP1	.0	FEET	DEVI	.0	FEET
REFE	.0	FEET	FEP2	.0	FEET
EMEX	.0	FEET	RC	.0	FEET
C2	.0	FEET	C1	.0	FEET
RC2	.0	FEET	RC1	.0	FEET
TEMP	.0	FEET	PP	.0	FEET
FC0	.0	FEET	TENS	.0	FEET
FC2	.0	FEET	FC1	.0	FEET
FC4	.0	FEET	FC3	.0	FEET
SHDT	.0	FEET			

PARAMETERS

NAME	VALUE	UNIT	NAME	VALUE	UNIT
PVUM	1.00000		BS	7.87500	IN
STYP	HDSF		MCT	72	DEG
DO	0.0	F	BHS	OPEN	
PP	RECO				

CHANGED PARAMETERS

NAME	VALUE	UNIT	DEPTH (F)	NAME	VALUE	UNIT	DEPTH (F)

DEVI(DEG)
-1.000 9.0000

RB (DEG)
-40.00 360.00

AZIM(DEG)
-40.00 360.00

C2 (IN)
26.000 6.0000

C1 (IN)
26.000 6.0000

FILE

102

REPEAT SECTION

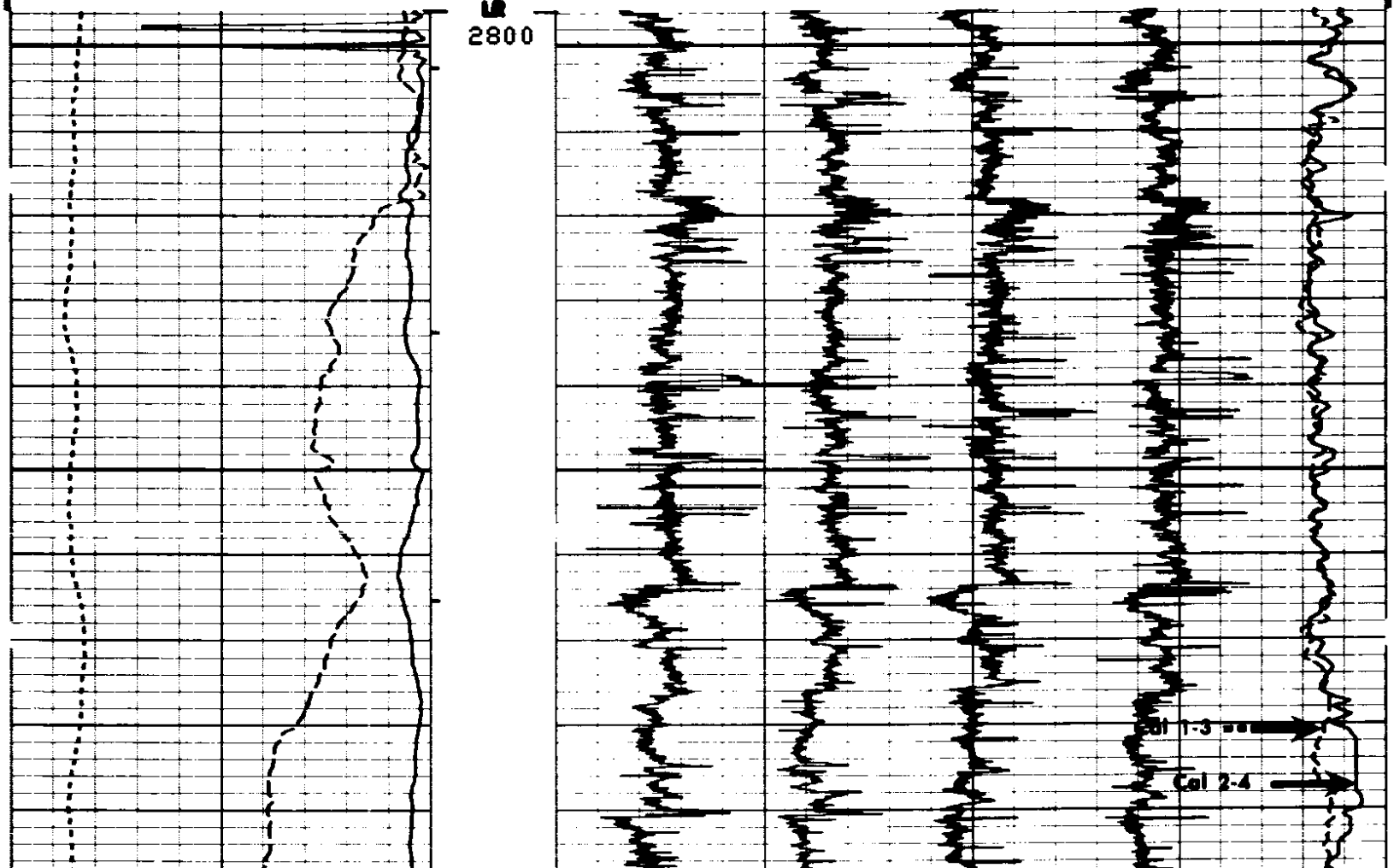

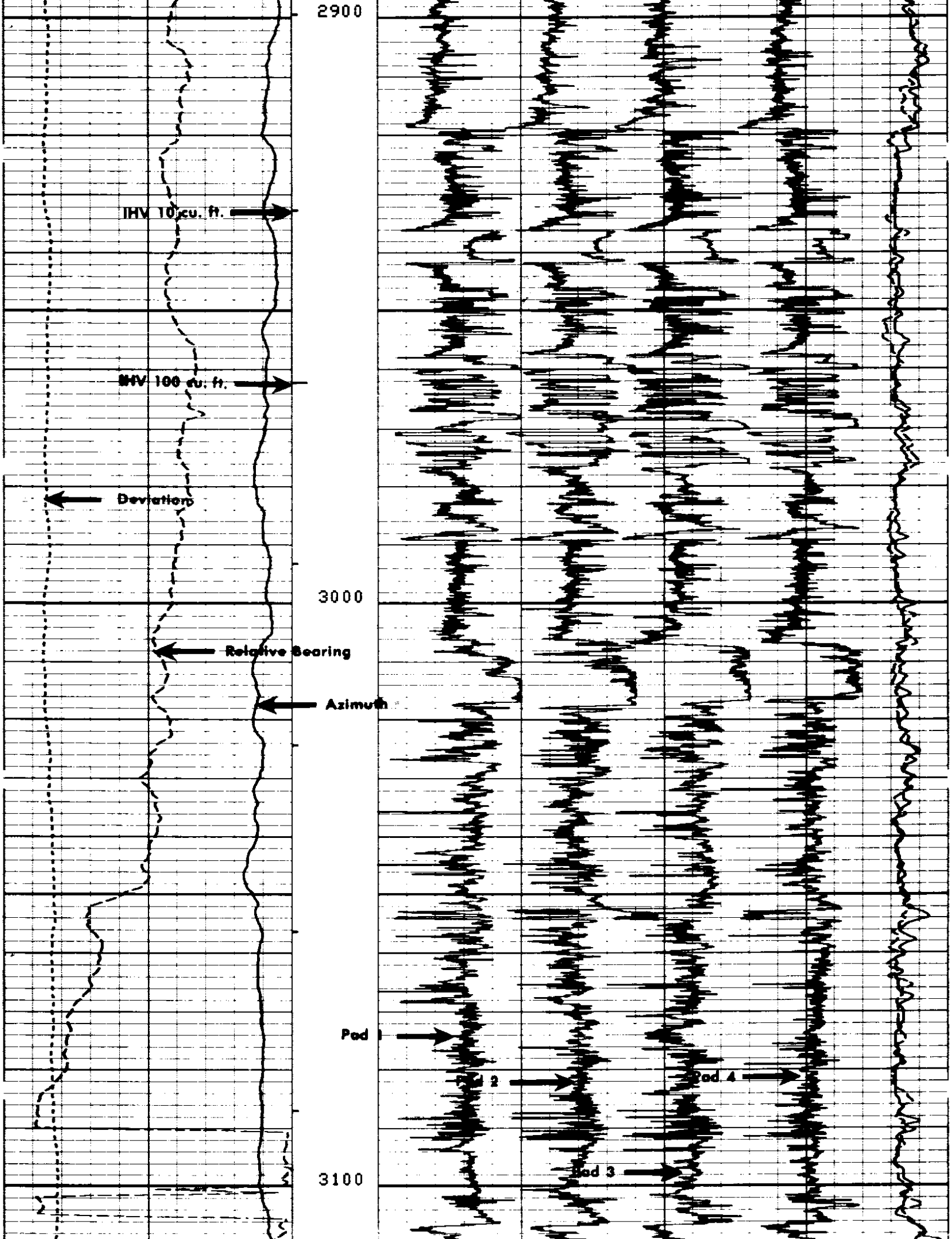

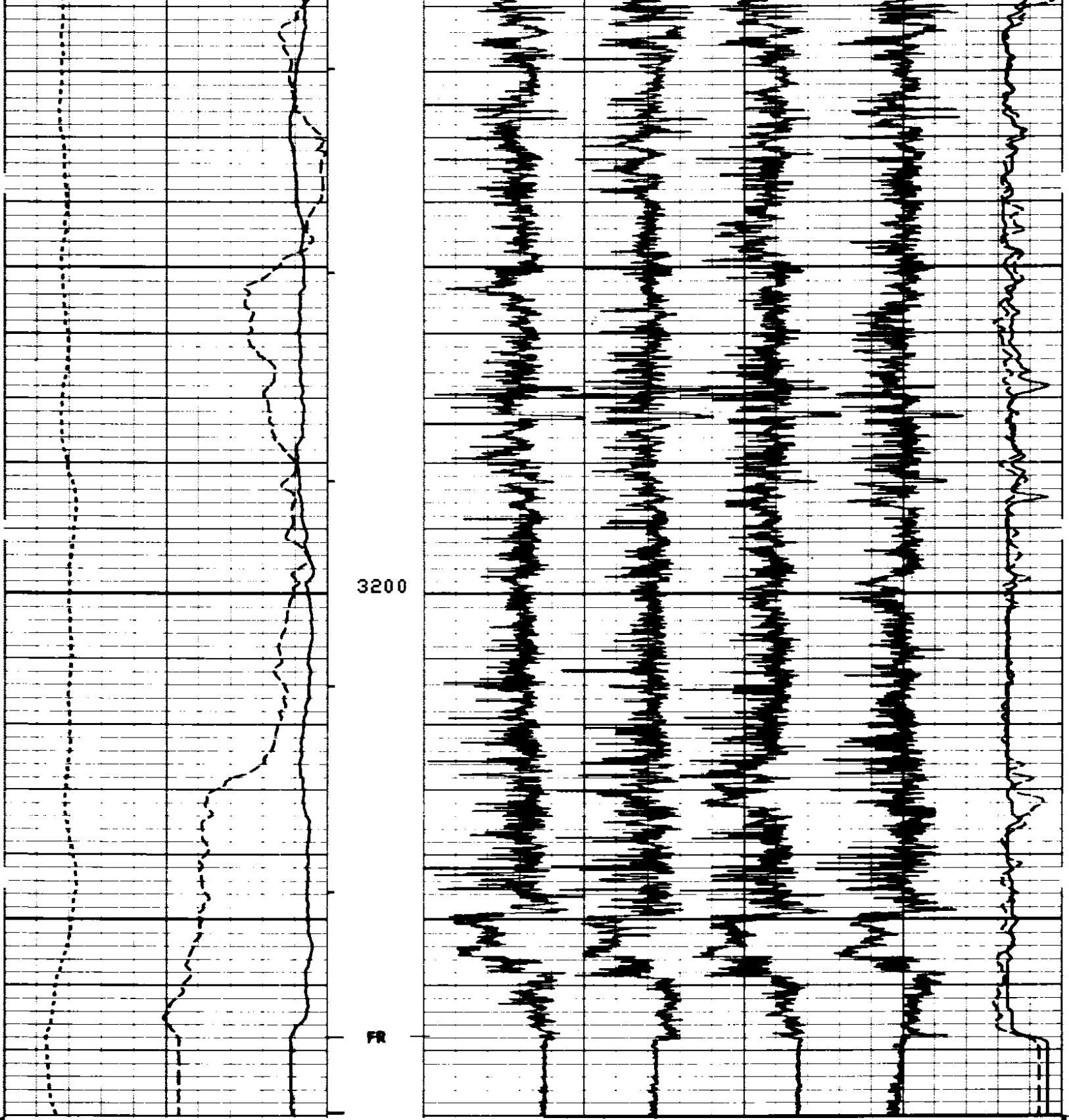

FILE

102

REPEAT SECTION

DEVI(DEG)			
-1.000	9.0000		
RB (DEG)		C2 (IN)	
-40.00	360.00	26.000	6.0000
AZIM(DEG)		C1 (IN)	
-40.00	360.00	26.000	6.0000

SENSOR MEASURE POINT TO TENSION REFERENCE POINT

RB	.0	FEET	AZIM	.0	FEET
FEP1	.0	FEET	DEVI	.0	FEET
REFE	.0	FEET	FEP2	.0	FEET
EMEX	.0	FEET	RC	.0	FEET
C2	.0	FEET	C1	.0	FEET

RC2	.0	FEET	RC1	.0	FEET
TEMP	.0	FEET	PP	.0	FEET
FC0	.0	FEET	TENS	.0	FEET
FC2	.0	FEET	FC1	.0	FEET
FC4	.0	FEET	FC3	.0	FEET
SHDT	.0	FEET			

PARAMETERS

NAME	VALUE	UNIT	NAME	VALUE	UNIT
PYUM	1.00000		BS	7.87500	IN
STYP	HDSF		MCT	72	DEG
DO	0.0	F	BHS	OPEN	
PP	RECO				

CHANGED PARAMETERS

NAME	VALUE	UNIT	DEPTH (F)	NAME	VALUE	UNIT	DEPTH (F)

DEVI(DEG)
-1.000 9.0000
RB (DEG)
-40.00 360.00
AZIM(DEG)
-40.00 360.00

C2 (IN)
26.000 6.0000
C1 (IN)
26.000 6.0000

FILE
101

REPEAT SECTION

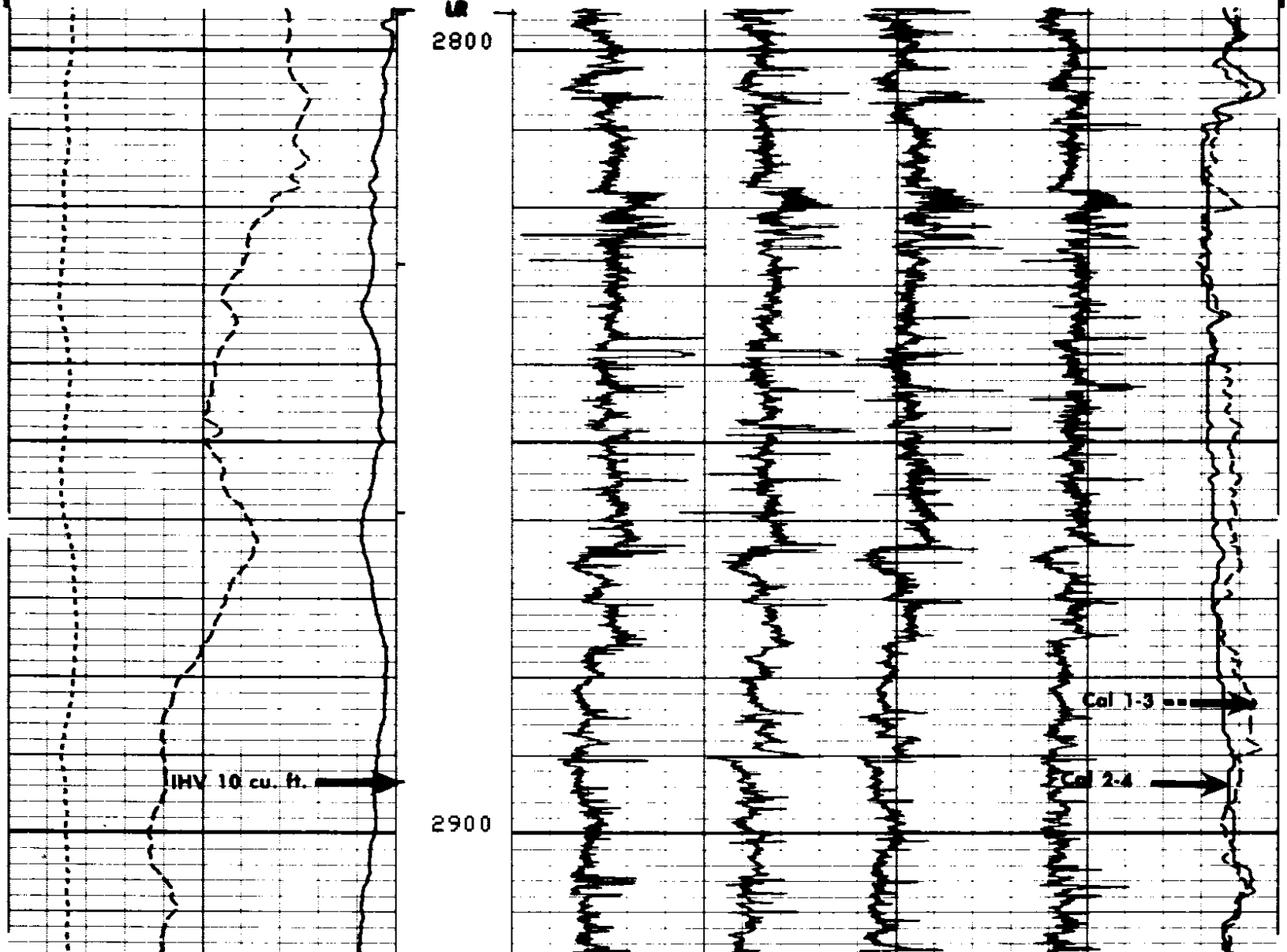

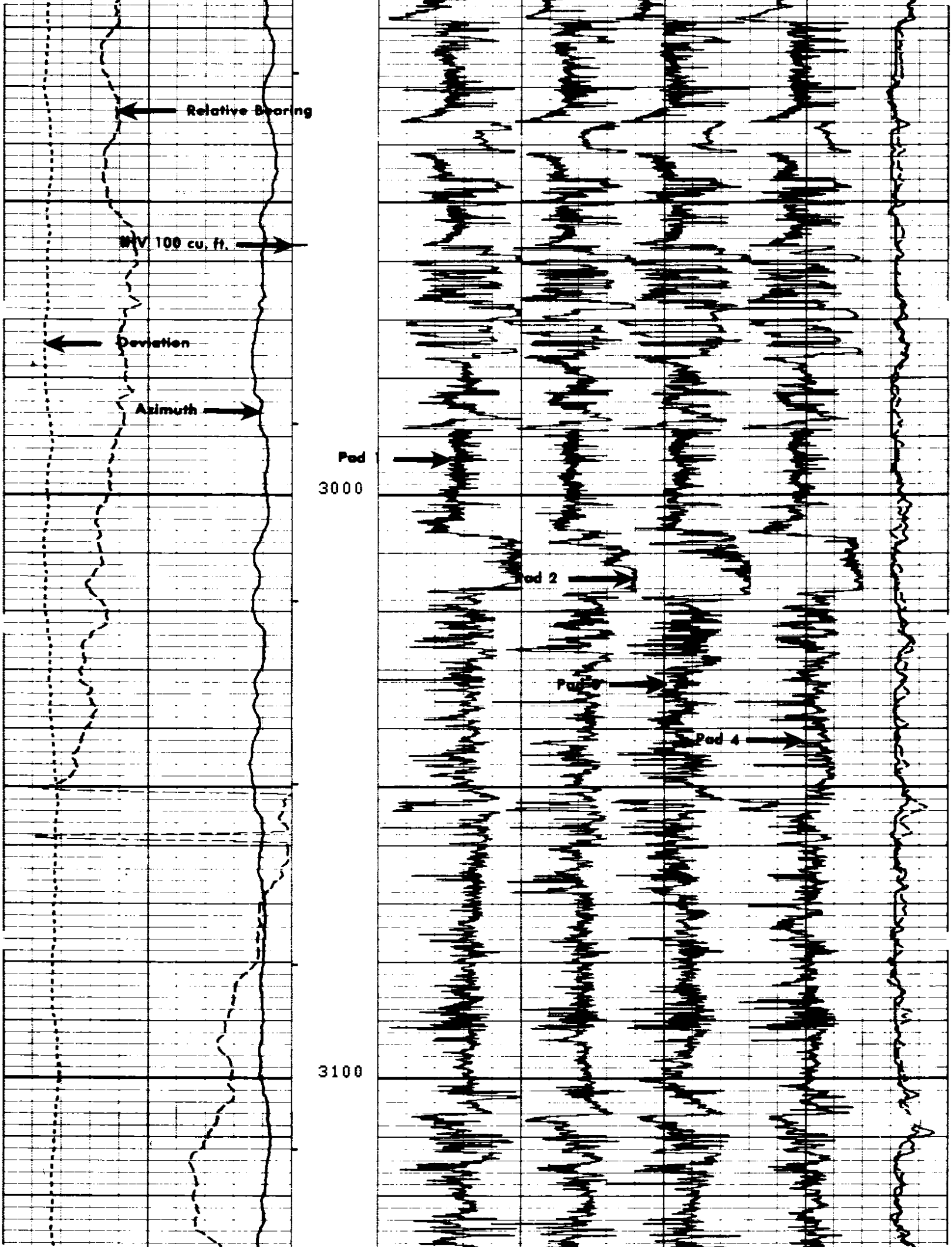

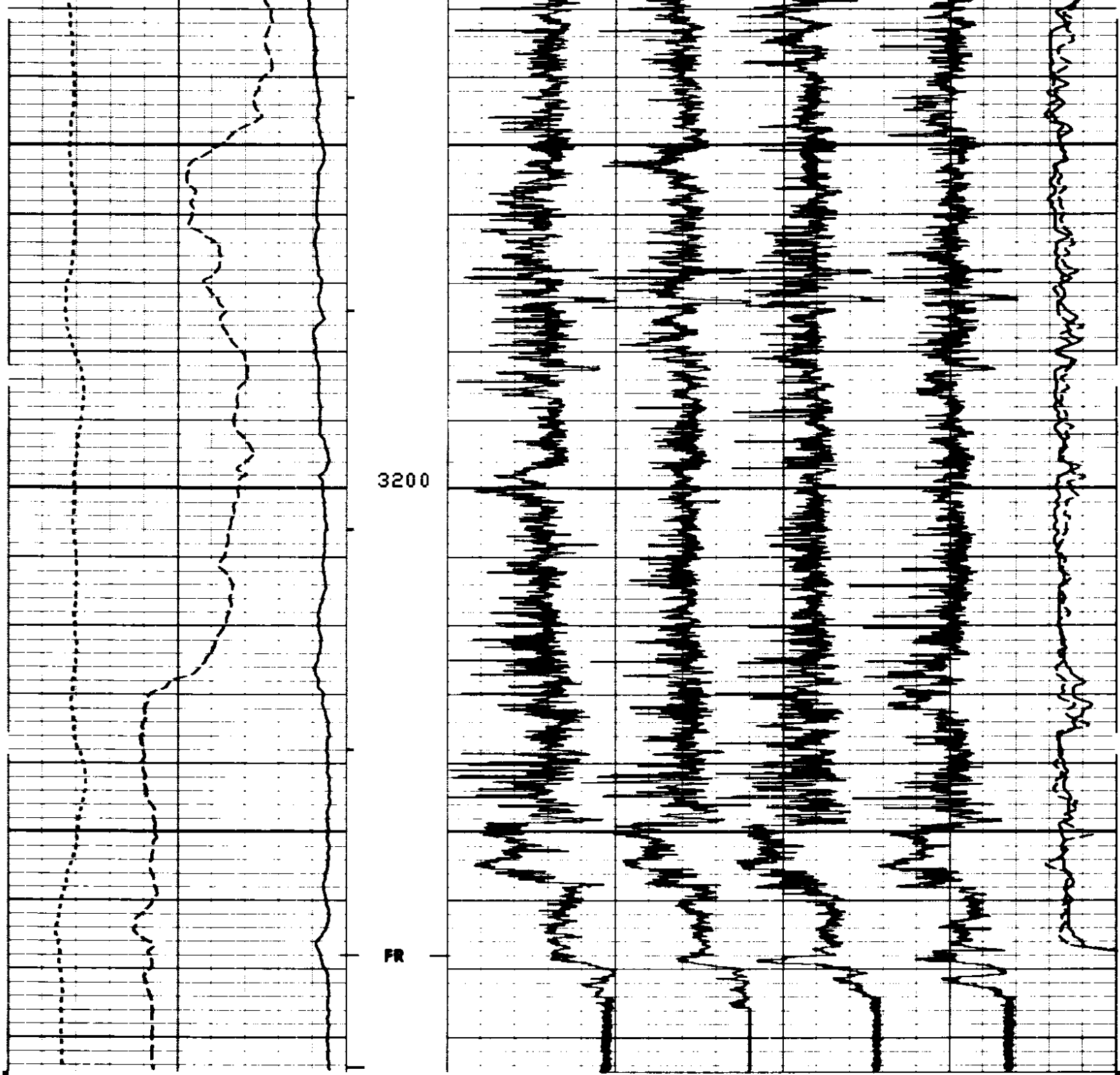

FILE

[redacted]

REPEAT SECTION

DEVI(DEG)
-1.000 9.0000
RB (DEG)
-40.00 360.00
AZIM(DEG)
-40.00 360.00

C2 (IN)
26.000 6.0000
C1 (IN)
26.000 6.0000

SENSOR MEASURE POINT TO TENSION REFERENCE POINT

RB	.0	FEET	AZIM	.0	FEET
FEP1	.0	FEET	DEVI	.0	FEET
REFE	.0	FEET	FEP2	.0	FEET
EMEX	.0	FEET	RC	.0	FEET
C2	.0	FEET	C1	.0	FEET

RC2	.0	FEET	RC1	.0	FEET
TEMP	.0	FEET	PP	.0	FEET
FC0	.0	FEET	TENS	.0	FEET
FC2	.0	FEET	FC1	.0	FEET
FC4	.0	FEET	FC3	.0	FEET
SHDT	.0	FEET			

PARAMETERS

NAME	VALUE	UNIT	NAME	VALUE	UNIT
PVUM	1.00000		BS	7.87500	IN
STYP	HDSF		MCT	72	DEG
DO	0.0	F	BHS	OPEN	
PP	RECO				

DEVI(DEG) -1.000 9.0000
RB (DEG) -40.00 360.00
AZIM(DEG) -40.00 360.00
TENS(LB) 10000. 0.0
C2 (IN) 26.000 6.0000
C1 (IN) 26.000 6.0000

FILE

6

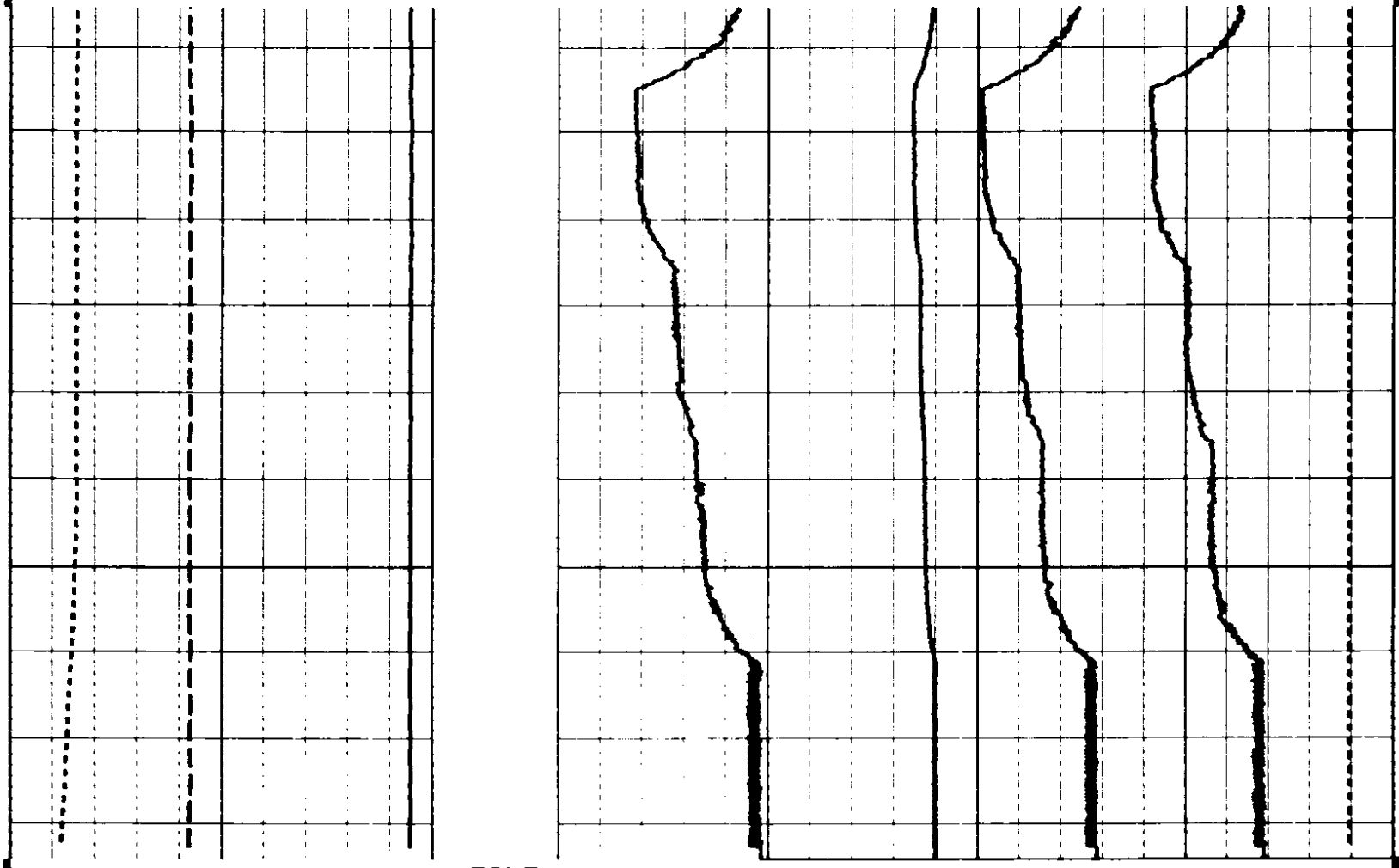

FILE

6

DEVI(DEG) -1.000 9.0000
RB (DEG) -40.00 360.00
AZIM(DEG) -40.00 360.00
TENS(LB) 10000. 0.0
C2 (IN) 26.000 6.0000
C1 (IN) 26.000 6.0000

SENSOR MEASURE POINT TO TENSION REFERENCE POINT

RB	.0	FEET	AZIM	.0	FEET
FEP1	.0	FEET	DEVI	.0	FEET
REFE	.0	FEET	FEP2	.0	FEET
EMEX	.0	FEET	RC	.0	FEET
C2	.0	FEET	C1	.0	FEET
RC2	.0	FEET	RC1	.0	FEET
TEMP	.0	FEET	PP	.0	FEET
FC0	.0	FEET	TENS	.0	FEET
FC2	.0	FEET	FC1	.0	FEET
FC4	.0	FEET	FC3	.0	FEET
SHDT	.0	FEET			

PARAMETERS

NAME	VALUE	UNIT	NAME	VALUE	UNIT
PVUM	1.00000		BS	7.87500	IN
STYP	HDSD		MCT	72	DEG
DO	0.0	F	BHS	OPEN	

DEVI(DEG)		TENS(LB)	
-1.000	9.0000	10000.	0.0
RB (DEG)		C2 (IN)	
-40.00	360.00	26.000	6.0000
AZIM(DEG)		C1 (IN)	
-40.00	360.00	26.000	6.0000

FILE

5





FILE

5

DEVI(DEG)		TENS(LB)	
-1.000	9.0000	10000.	0.0
RB (DEG)		C2 (IN)	
-40.00	360.00	26.000	6.0000
AZIM(DEG)		C1 (IN)	
-40.00	360.00	26.000	6.0000

SENSOR MEASURE POINT TO TENSION REFERENCE POINT

RB	.0	FEET	AZIM	.0	FEET
FEP1	.0	FEET	DEVI	.0	FEET
REFE	.0	FEET	FEP2	.0	FEET
EMEX	.0	FEET	RC	.0	FEET
C2	.0	FEET	C1	.0	FEET
RC2	.0	FEET	RC1	.0	FEET
TEMP	.0	FEET	PP	.0	FEET
FC0	.0	FEET	TENS	.0	FEET
FC2	.0	FEET	FC1	.0	FEET
FC4	.0	FEET	FC3	.0	FEET
SHDT	.0	FEET			

PARAMETERS

NAME	VALUE	UNIT	NAME	VALUE	UNIT
PVUM	1.00000		BS	7.87500	IN
STYP	HDSD		MCT	72	DEG
DO	0.0	F	BHS	OPEN	

DEVI(DEG)		TENS(LB)	
-1.000	9.0000	10000.	0.0
RB (DEG)		C2 (IN)	
-40.00	360.00	26.000	6.0000
AZIM(DEG)		C1 (IN)	
-40.00	360.00	26.000	6.0000

FILE

4

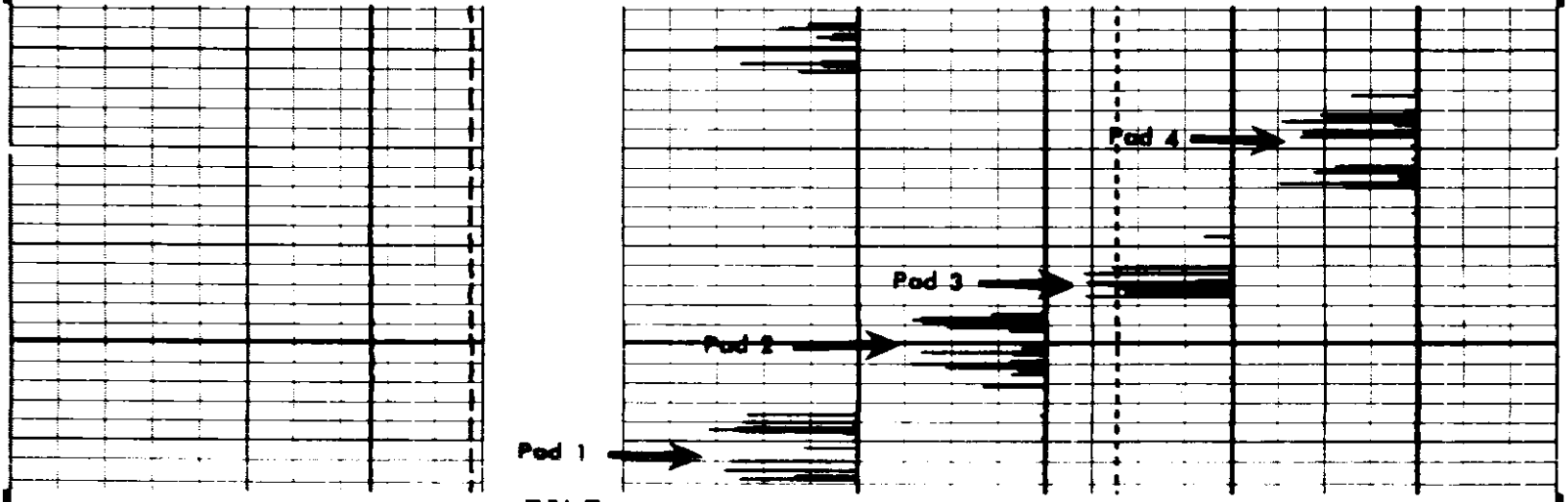

FILE

4

```
      DEVI(DEG )                                                  TENS(LB  )
-1.000          9.0000                                     10000.            0.0
      RB   (DEG )                                  C2   (IN  )
-40.00          360.00        26.000                                     6.0000
      AZIM(DEG )                                   C1   (IN  )
-40.00          360.00        26.000                                     6.0000
```

```
          SENSOR MEASURE POINT TO TENSION REFERENCE POINT

      RB      .0  FEET                       AZIM    .0  FEET
      FEP1    .0  FEET                       DEVI    .0  FEET
      REFE    .0  FEET                       FEP2    .0  FEET
      EMEX    .0  FEET                       RC      .0  FEET
      C2      .0  FEET                       C1      .0  FEET
      RC2     .0  FEET                       RC1     .0  FEET
      TEMP    .0  FEET                       PP      .0  FEET
      FC0     .0  FEET                       TENS    .0  FEET
      FC2     .0  FEET                       FC1     .0  FEET
      FC4     .0  FEET                       FC3     .0  FEET
      SHDT    .0  FEET
```

```
                        PARAMETERS

      NAME  VALUE    UNIT                   NAME  VALUE     UNIT

      PVUM 1.00000                          BS    7.87500   IN
      STYP HDSD                             MCT   72        DEG
      DO    0.0      F                      BHS   OPEN
```

FILE

3

```
         BEFORE SURVEY CALIBRATION SUMMARY


   PERFORMED:      84/08/30
   PROGRAM FILE: HDT    (VERSION    24.2    83/03/29)


  HDTD              CALIPER CALIBRATION SUMMARY

           MEASURED                    CALIBRATED
         SMALL    LARGE              SMALL      LARGE        UNITS
     C1    9.0    12.4                 8.0      12.0          IN
     C2    9.6    12.8                 8.0      12.0          IN
```

FILE

2