CC 11-10-65

Schlumberger

5" DUAL INDUCTION-SFL

CSU

COMPANY: REICHHOLD ENERGY CORPORATION

WELL: "COLUMBIA COUNTY" #11-10

FIELD: MIST
COUNTY: COLUMBIA
STATE: OREGON
NATION: U.S.A.
LOCATION: 427' S & 496.5' E FROM NORTHWEST CORNER OF
SEC: 10 TWP: 6N RGE: 5W

OTHER SERVICES-
BHC
HDT

PERMANENT DATUM: GL
ELEV. OF PERM. DATUM: 937.0 F
LOG MEASURED FROM: KB
11.0 F ABOVE PERM. DATUM
DRLG. MEASURED FROM: KB

ELEVATIONS-
KB: 948.0 F
DF: 947.0 F
GL: 937.0 F

PROGRAM
TAPE NO: 26.2
SERVICE
ORDER NO: 432550

DATE: 27 SEP 84
RUN NO: 1

DEPTH-DRILLER: 3182.0 F
DEPTH-LOGGER: 3177.0 F
BTM. LOG INTERVAL: 3171.0 F
TOP LOG INTERVAL: 442.0 F

CASING-DRILLER: 431 F
CASING-LOGGER: 442 F
CASING: 8 5/8"

BIT SIZE: 7 7/8"
DEPTH: 3182 F

TYPE FLUID IN HOLE: GEL-LIGNO
DENSITY: 9.6 LB/G
VISCOSITY: 52.0 S
PH: 9.0
FLUID LOSS: 5.4 C3
SOURCE OF SAMPLE: MUDPIT
RM: 2.830 OHMM AT 64.0 DEGF
RMF: 2.730 OHMM AT 60.0 DEGF
RMC: 2.880 OHMM AT 60.0 DEGF
SOURCE RMF/RMC: MEASURED/MEASURED
RM AT BHT: 1.932 OHMM AT 97.0 DEGF
RMF AT BHT: 1.758 OHMM AT 97.0 DEGF
RMC AT BHT: 1.855 OHMM AT 97.0 DEGF

TIME CIRC. STOPPED: 06:30 9-27
TIME LOGGER ON BTM.: 09:40 9-27

MAX. REC. TEMP: 97.0 DEGF

LOGGING UNIT NO: 8128
LOGGING UNIT LOC: SACRAMENTO
RECORDED BY: PILCH
WITNESSED BY: THOMAS

REMARKS:

CHLORIDES = 400 PPM

EQUIPMENT NUMBERS-

DIS-EC 567	DIC-DA 658	SLS-RC 525	SLC-FA 1468
MCD-DA 1237	IEM-BD 304	SLM-CA 138	

ALL INTERPRETATIONS ARE OPINIONS BASED ON INFERENCES FROM ELECTRICAL OR OTHER MEASUREMENTS AND WE CANNOT, AND DO NOT GUARANTEE THE ACCURACY OR CORRECTNESS OF ANY INTERPRETATIONS, AND WE SHALL NOT, EXCEPT IN THE CASE OF GROSS OR WILLFUL NEGLIGENCE ON OUR PART, BE LIABLE OR RESPONSIBLE FOR ANY LOSS, COSTS, DAMAGES OR EXPENSES INCURRED OR SUSTAINED BY ANYONE RESULTING FROM ANY INTERPRETATION MADE BY ANY OF OUR OFFICERS, AGENTS OR EMPLOYEES. THESE INTERPRETATIONS ARE ALSO SUBJECT TO OUR GENERAL TERMS AND CONDITIONS AS SET OUT IN OUR CURRENT PRICE SCHEDULE.

FILE 2 27-SEP-84 10:35
DATA ACQUIRED 27-SEP-84 10:23

TENS(LB)
10000. 0.0

ILD (OHMM)
.20000 2000.0

RWA (OHMM)
0.0 3.0000

ILM (OHMM)
.20000 2000.0

SP (MV)
-100.0 0.0

SFLU(OHMM)
.20000 2000.0

FILE 2 27-SEP-84 10:23

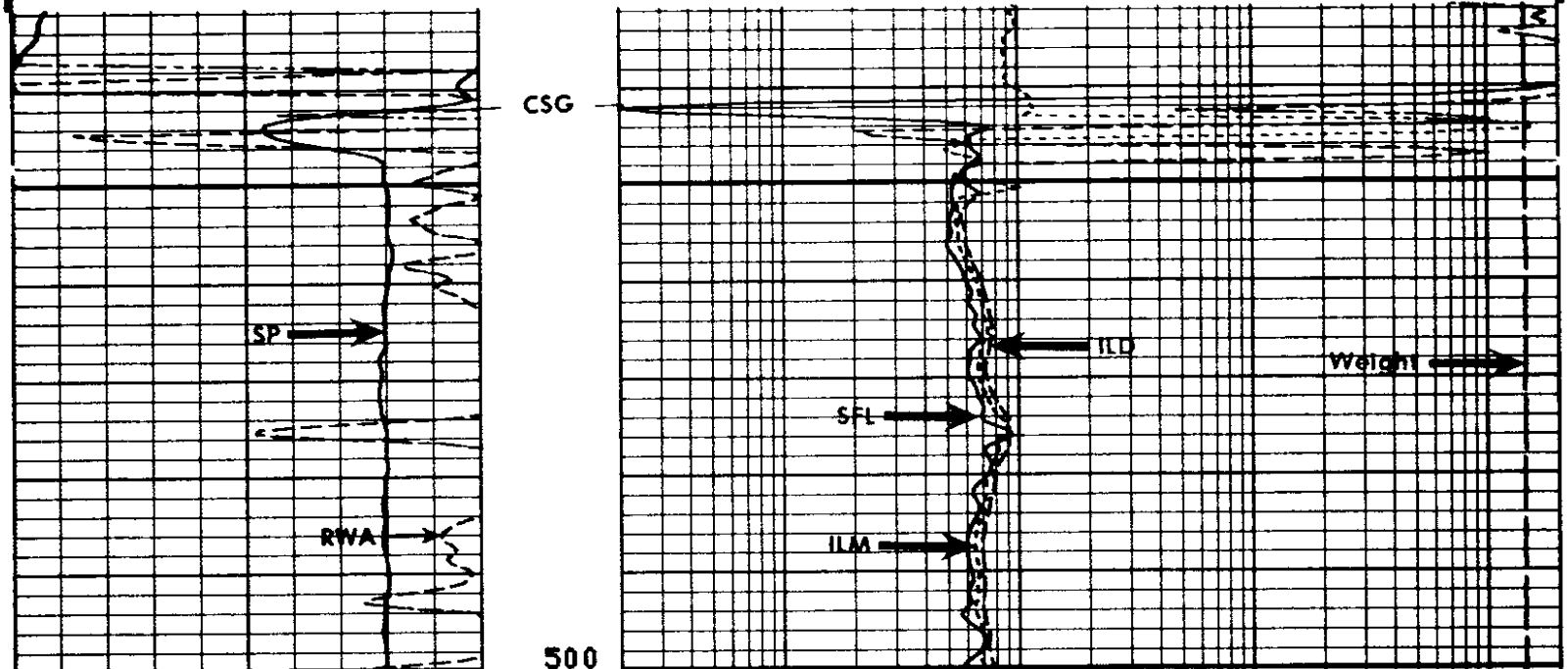

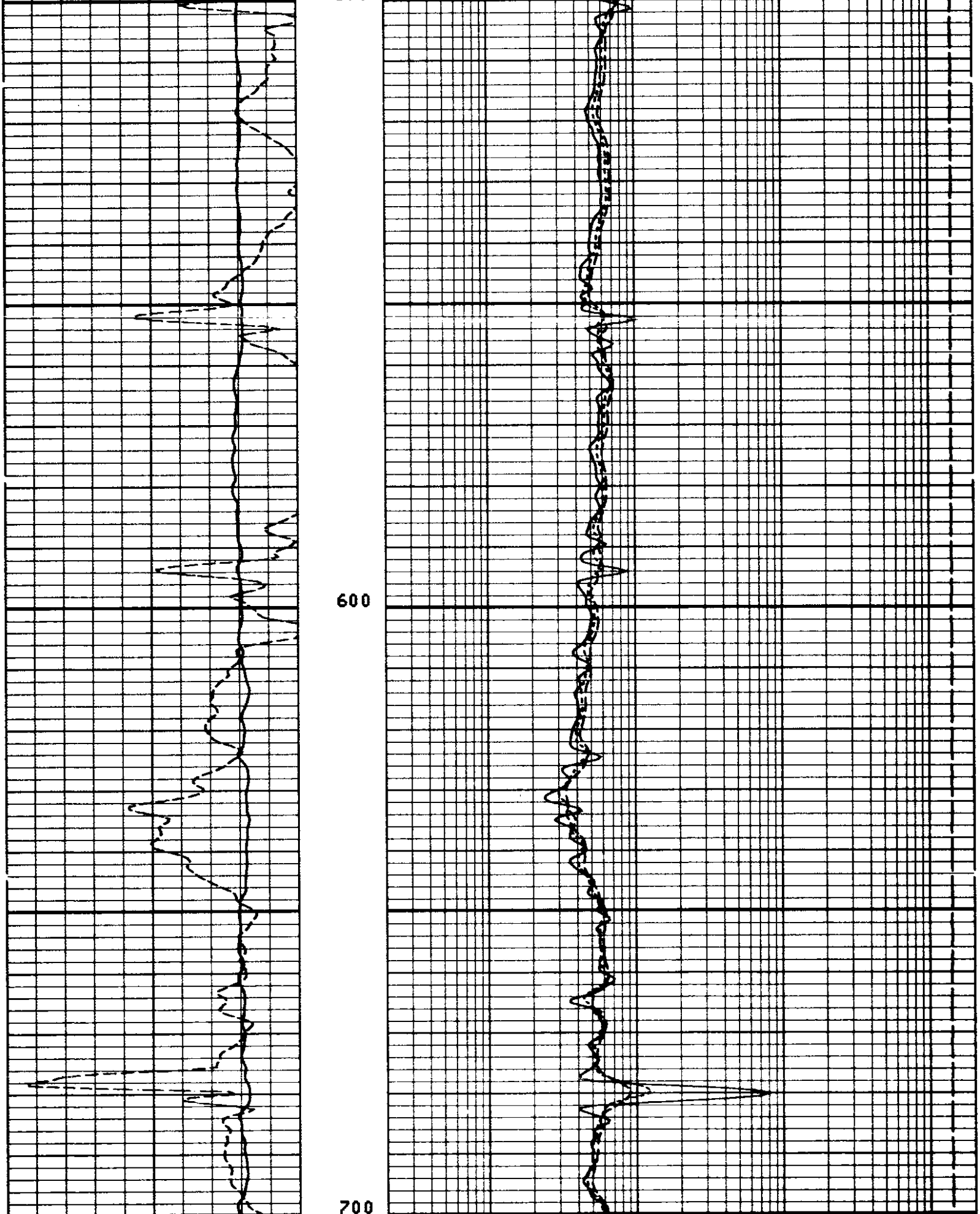

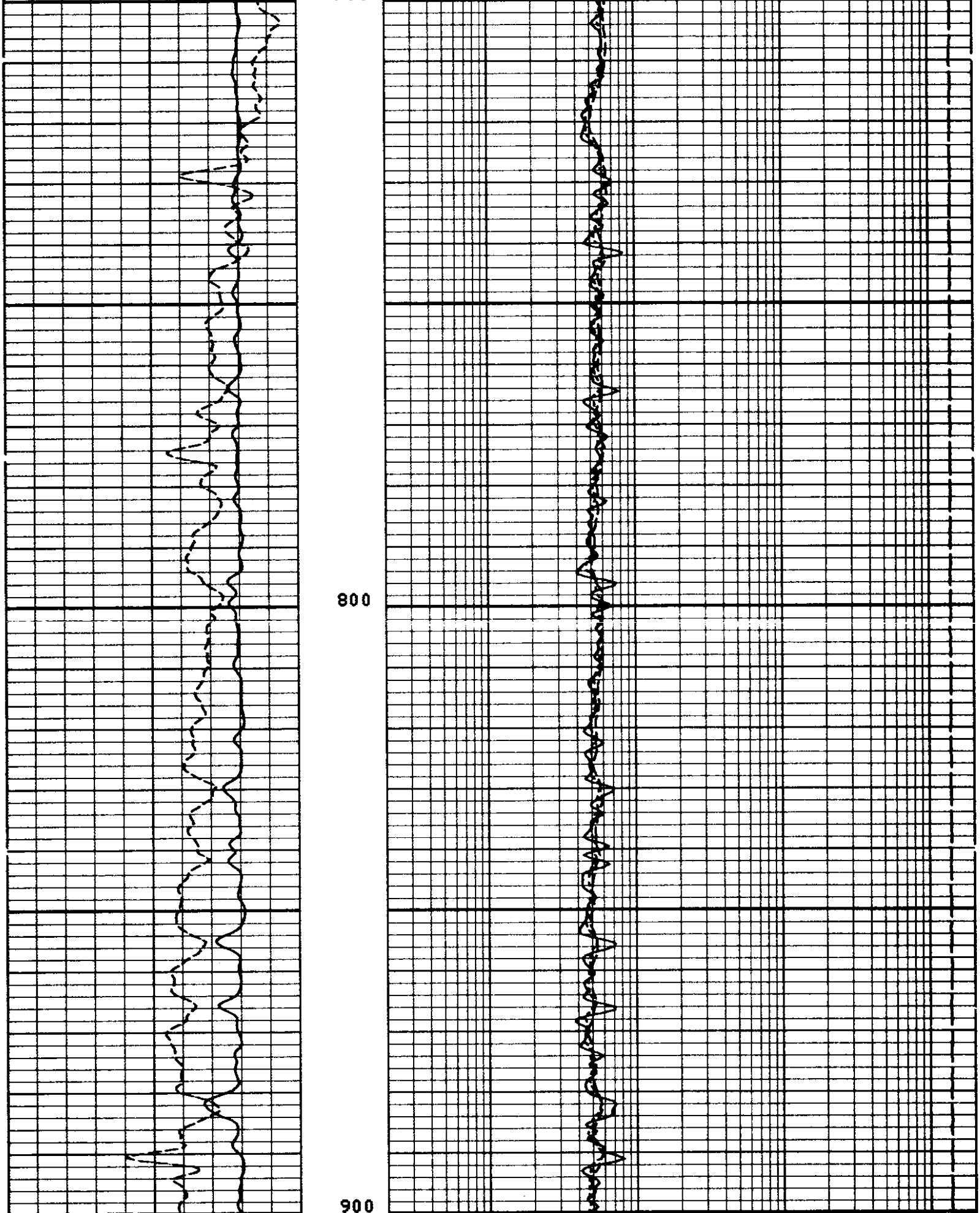

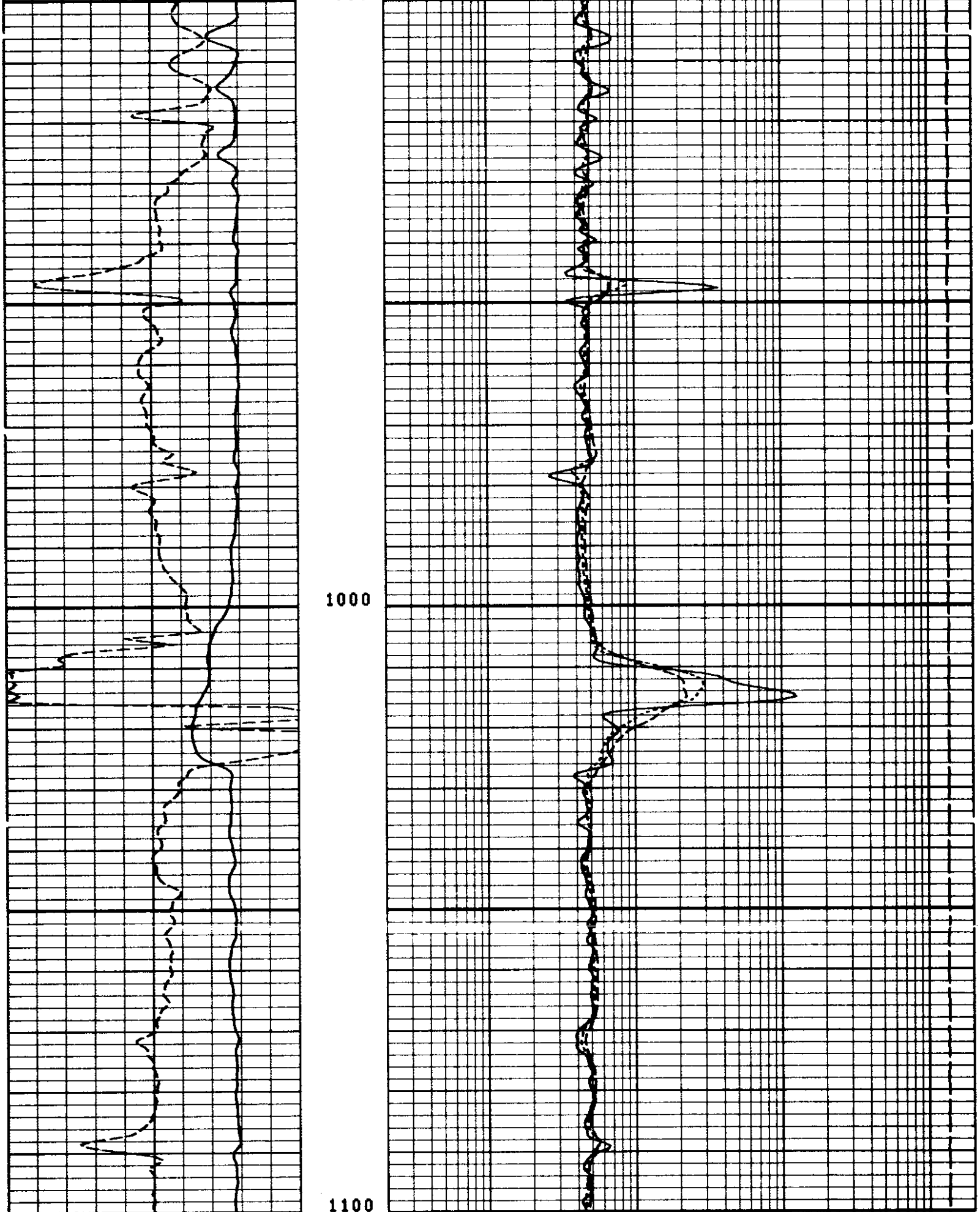

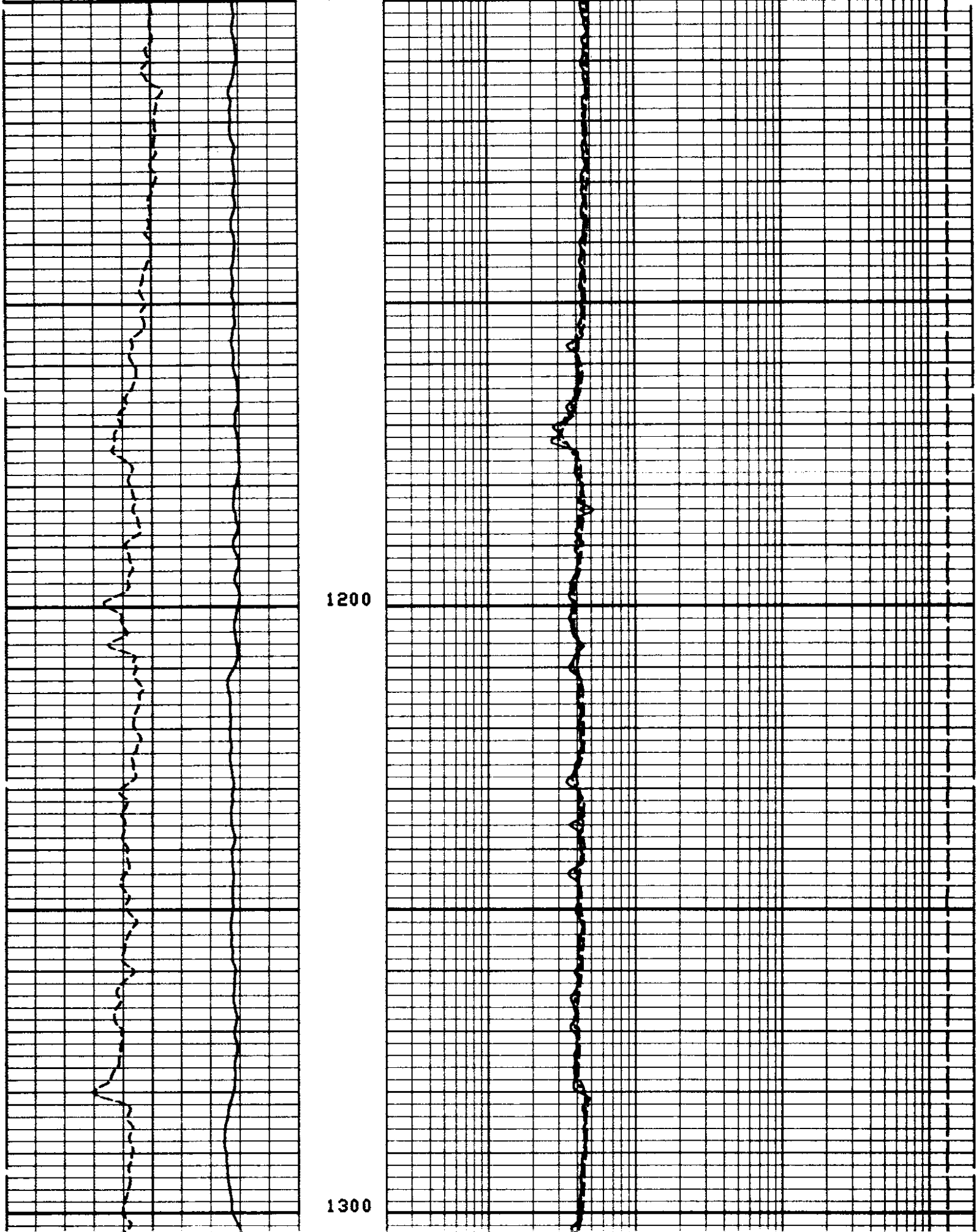

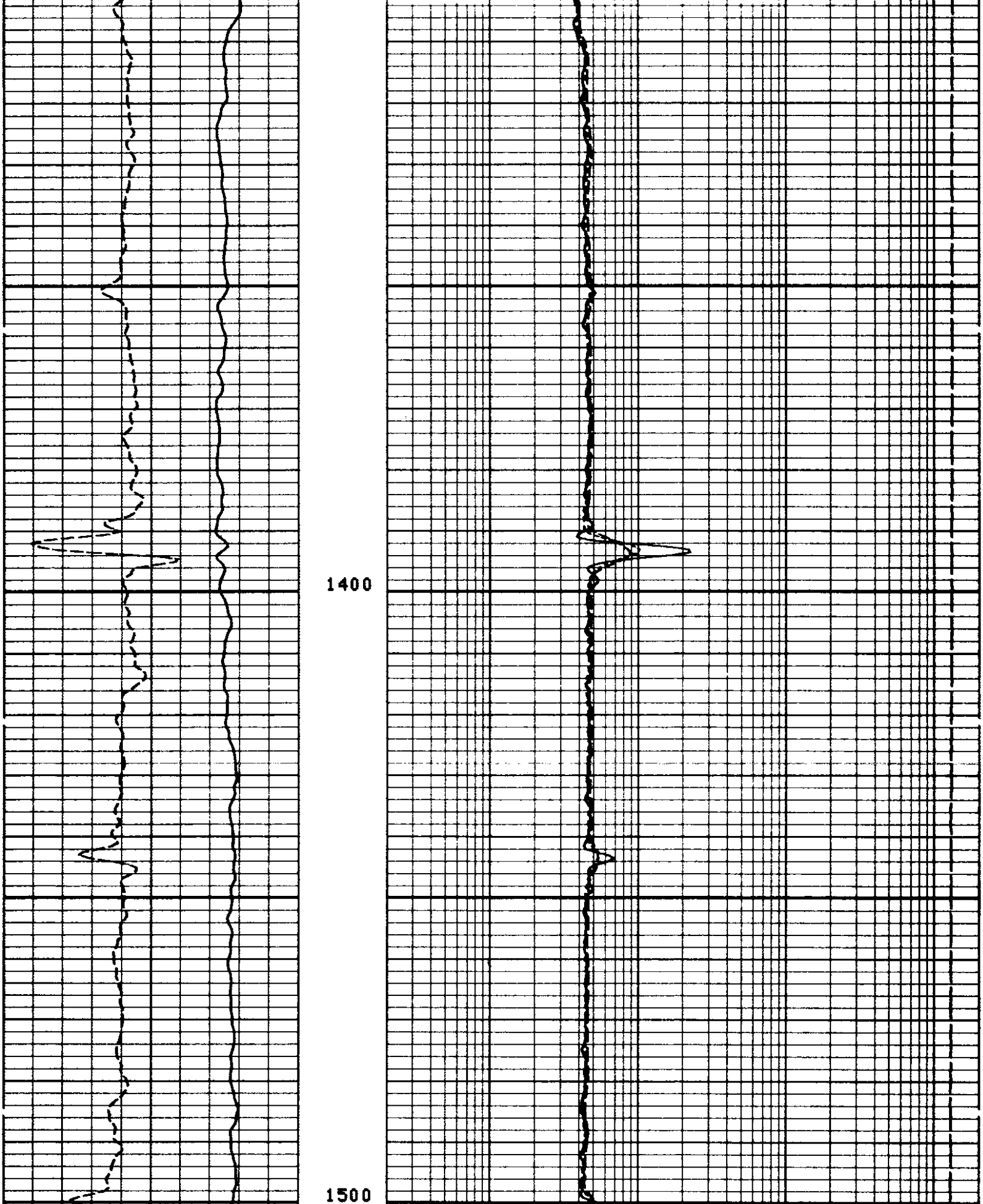

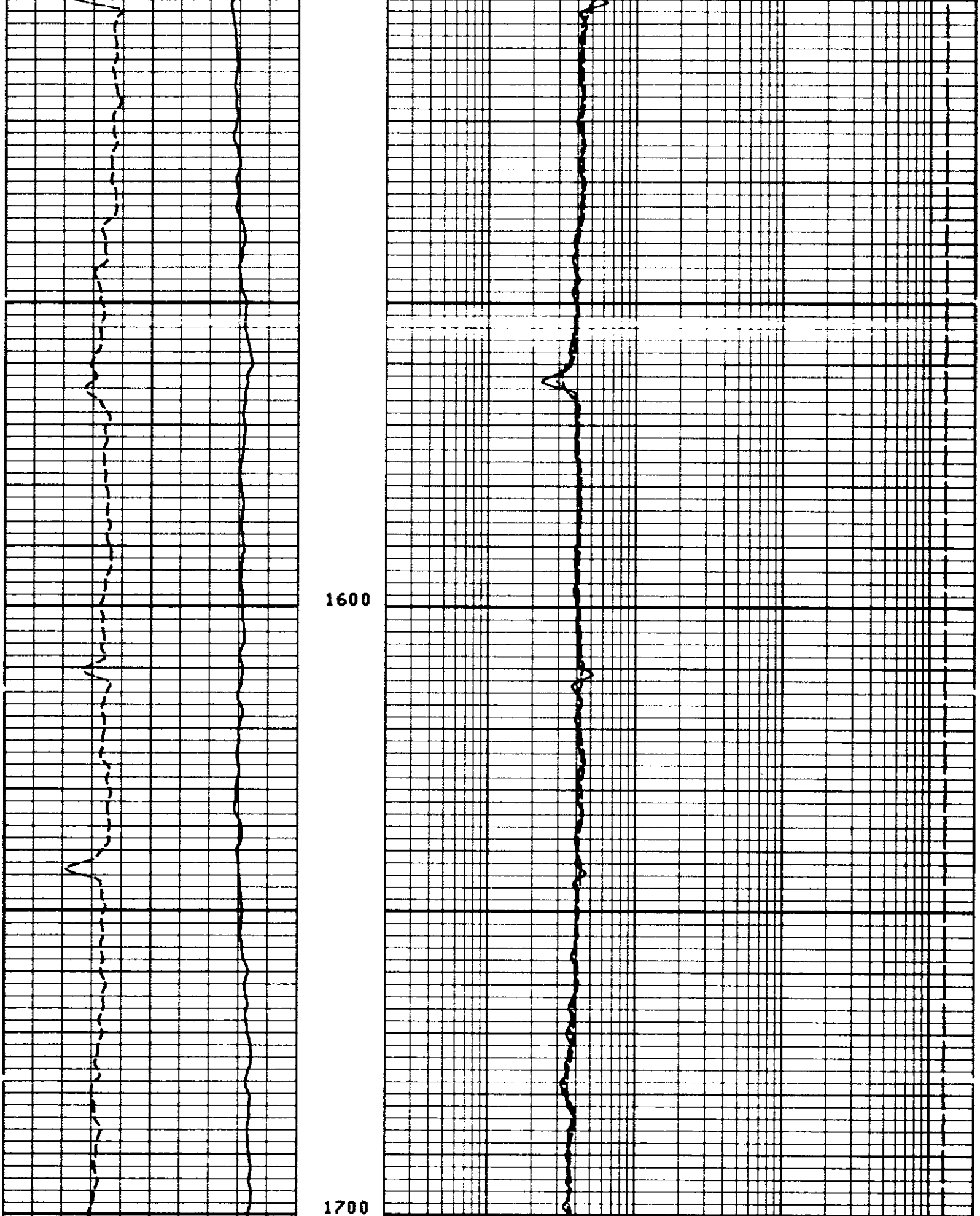

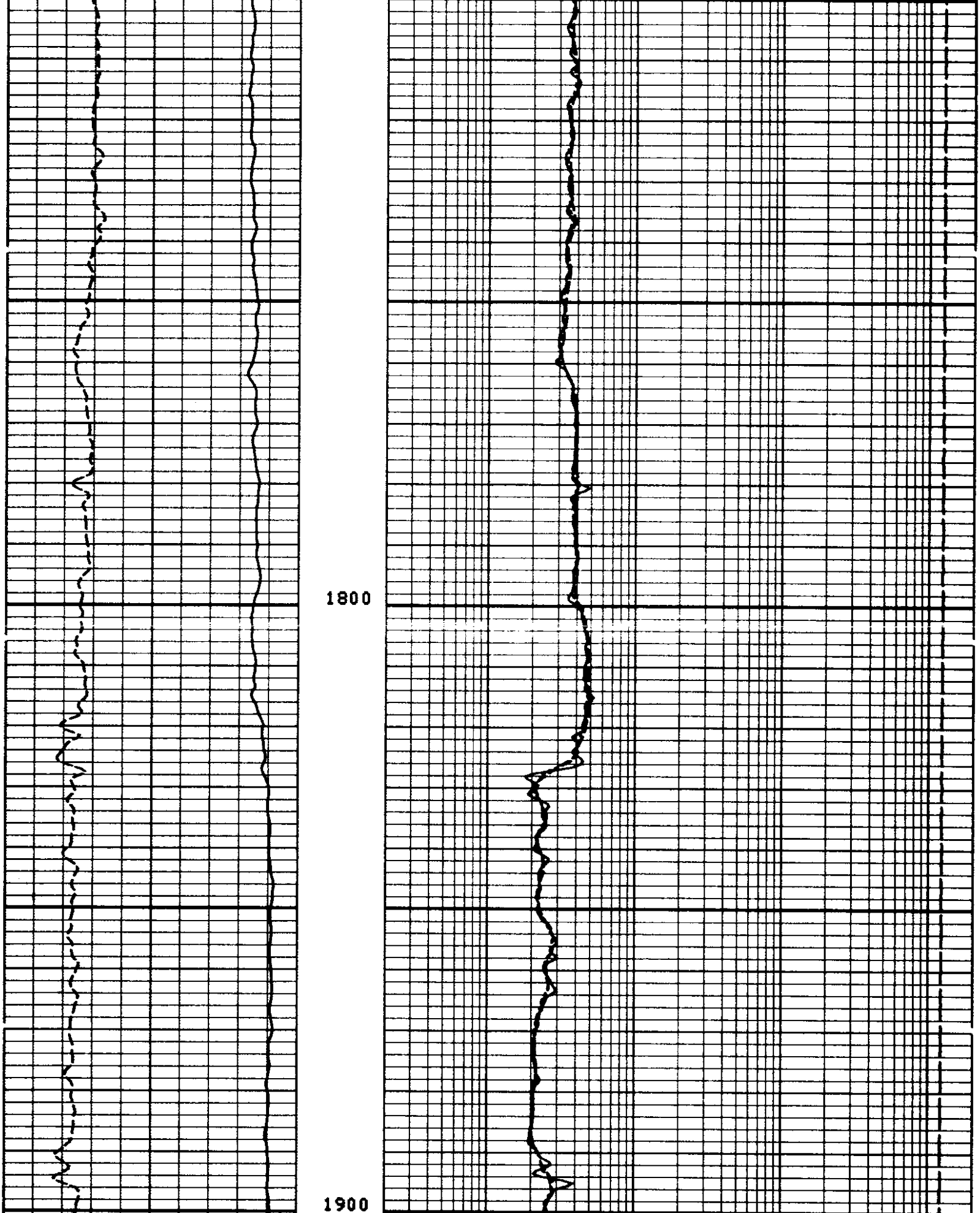

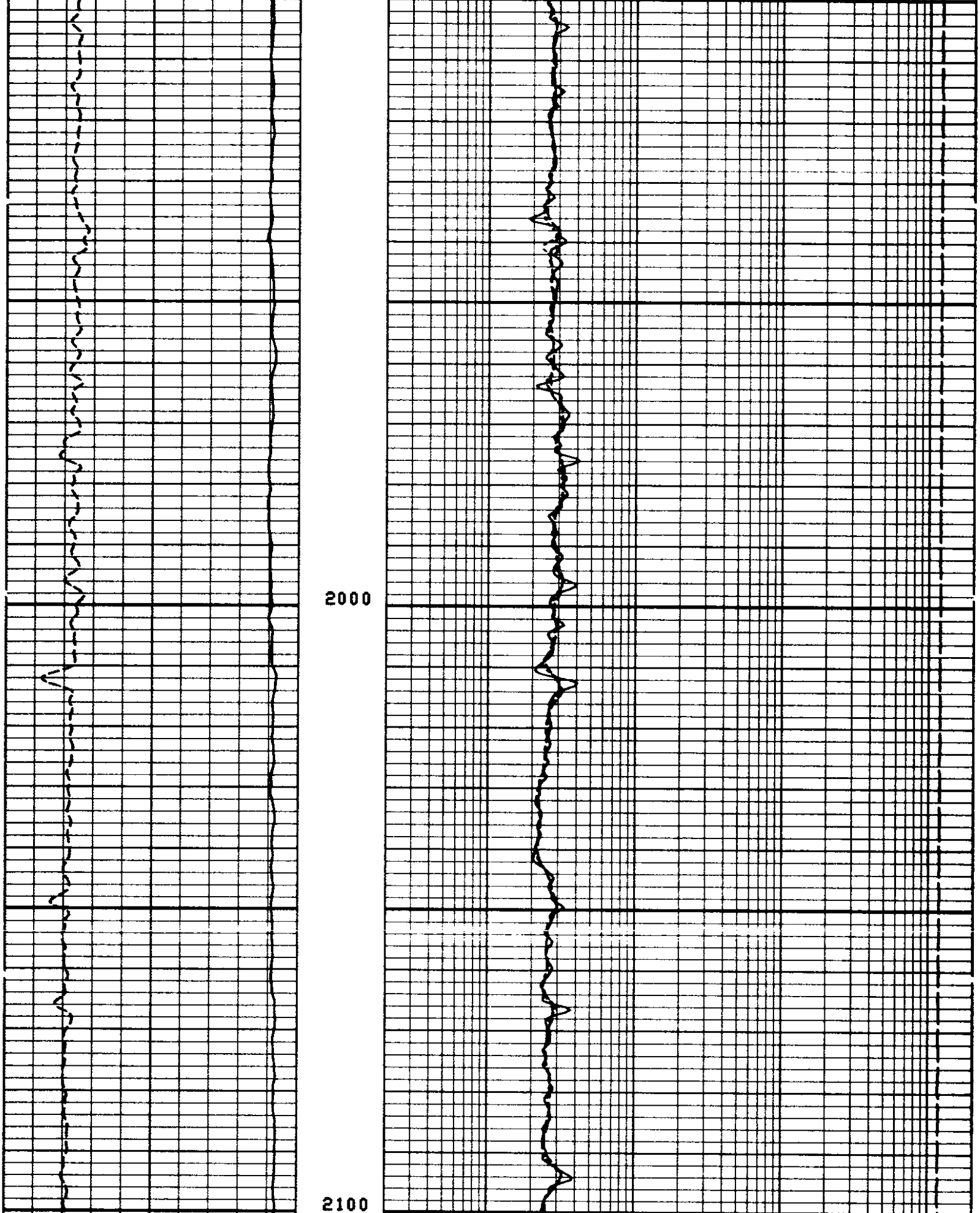

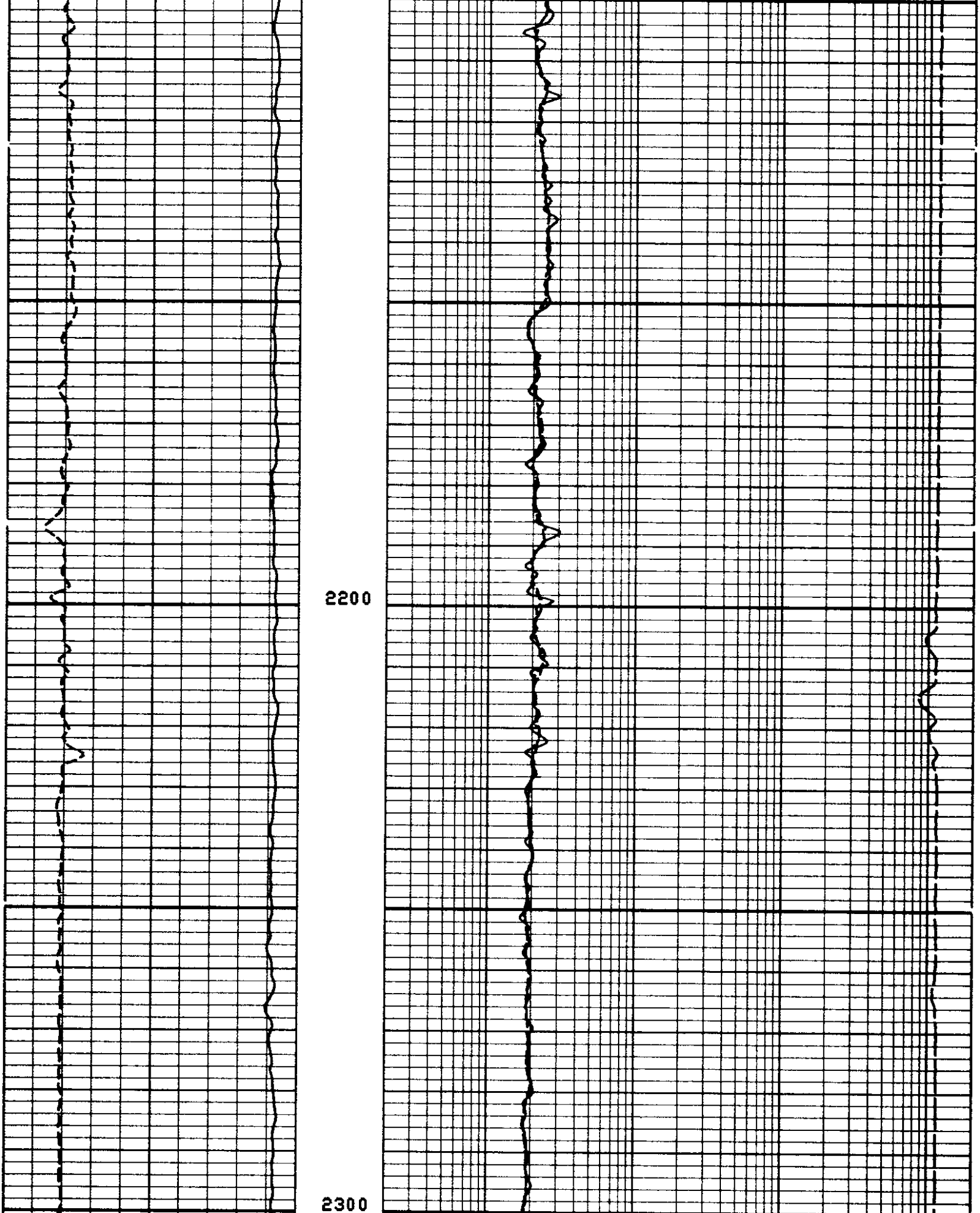

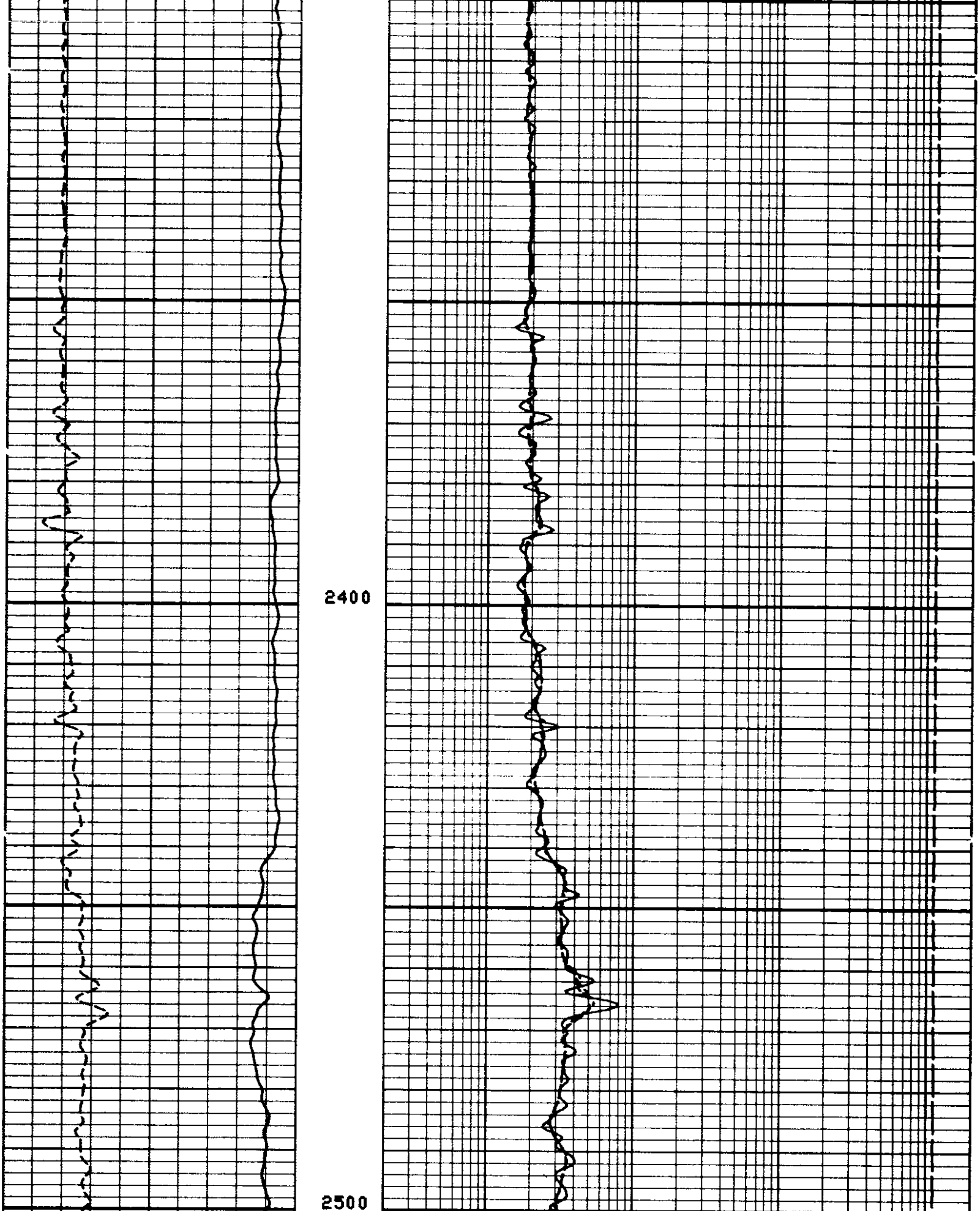

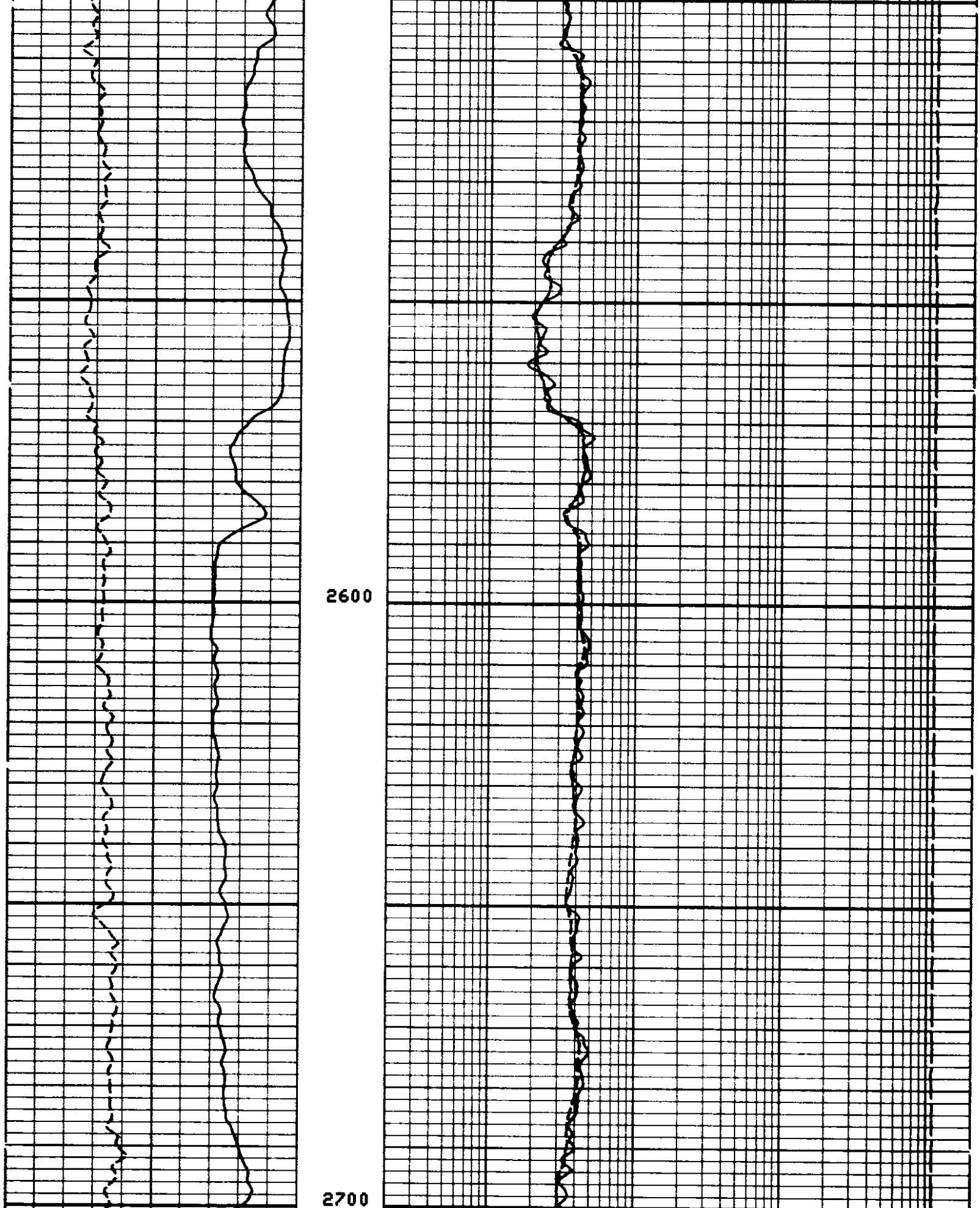

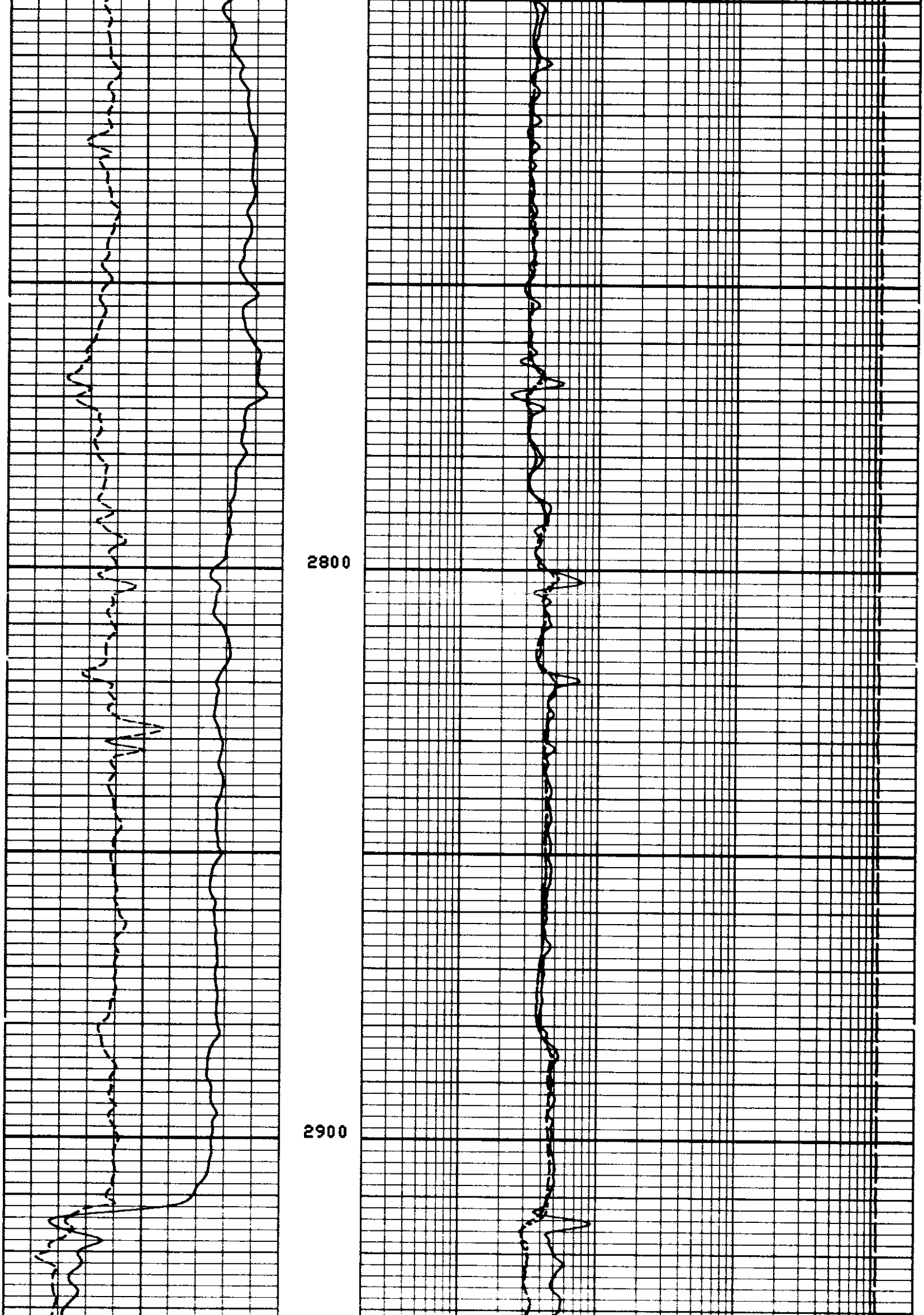

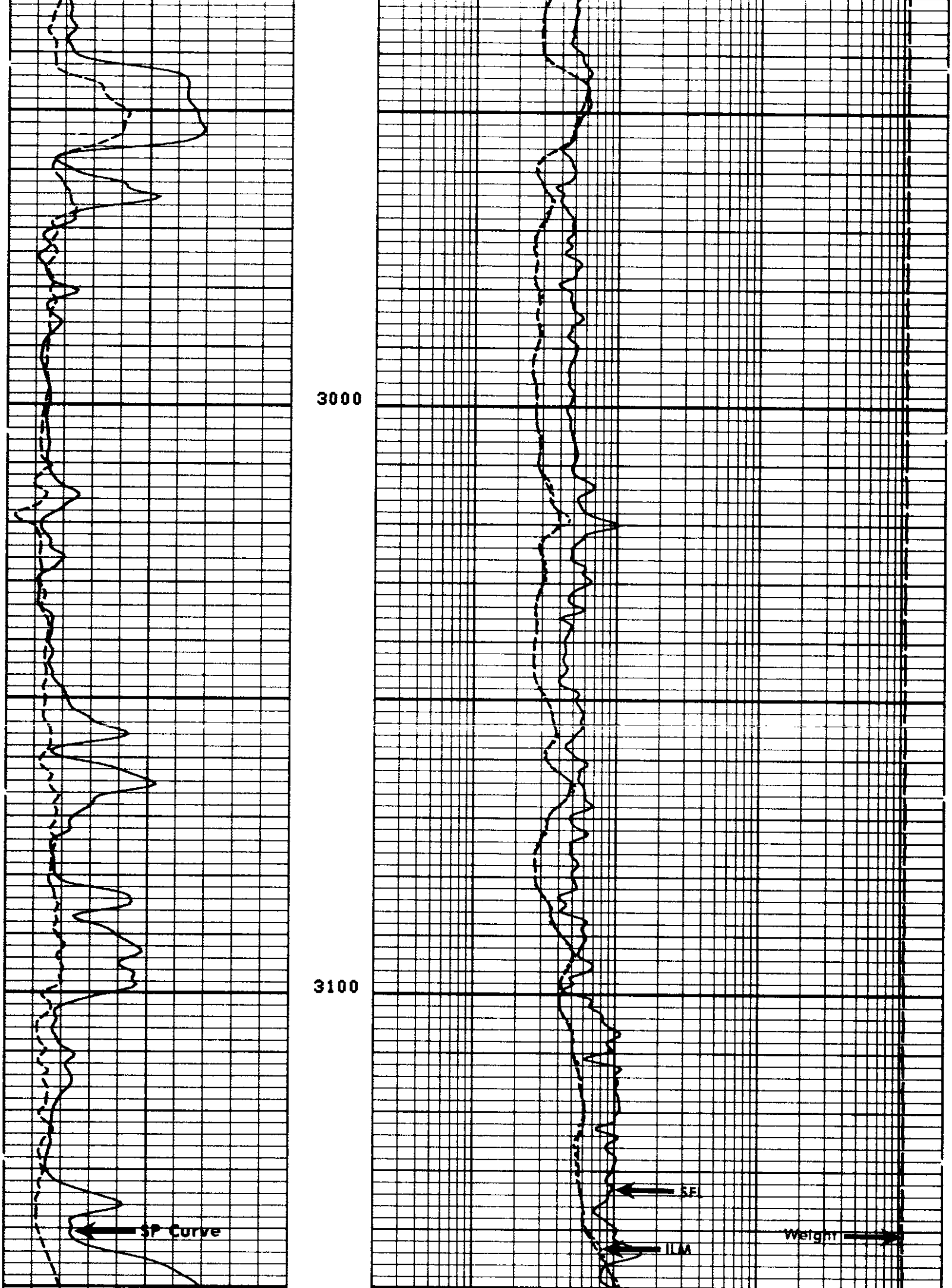

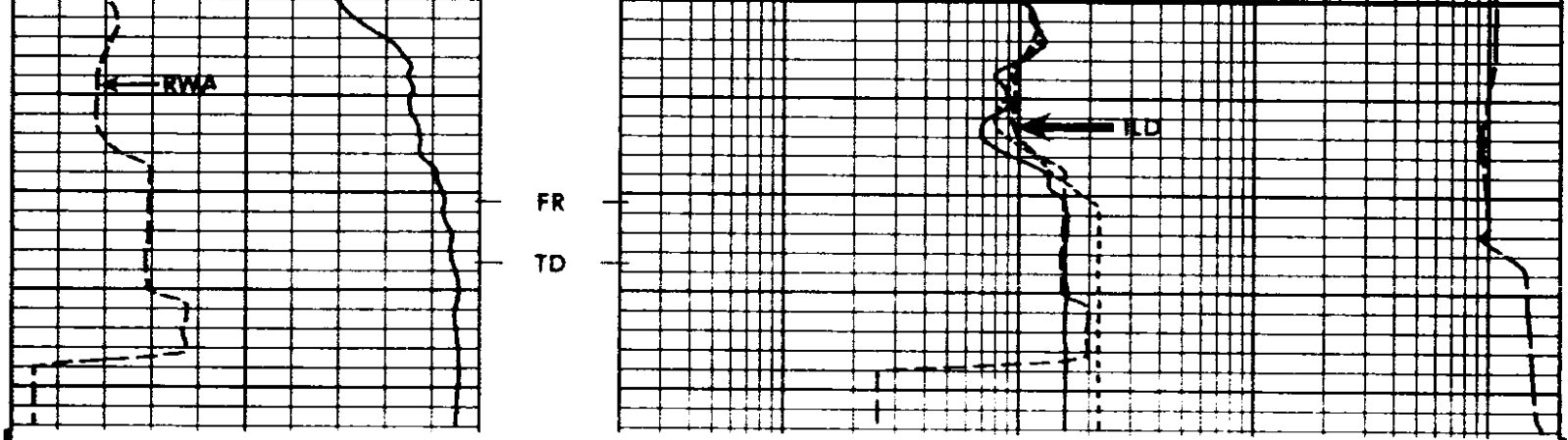

FILE 2 27-SEP-84 09:38

Curve	Left	Right
RWA (OHMM)	0.0	3.0000
SP (MV)	-100.0	0.0
TENS(LB)	10000.	0.0
ILD (OHMM)	.20000	2000.0
ILM (OHMM)	.20000	2000.0
SFLU(OHMM)	.20000	2000.0

SENSOR MEASURE POINT TO TOOL ZERO

CBL	43.9	FEET	AMPL	43.9	FEET
TT3	40.1	FEET	TT4	39.1	FEET
TT1	42.9	FEET	TT2	43.9	FEET
CALI	31.8	FEET	SRAT	41.4	FEET
SFL	6.4	FEET	ILD	9.4	FEET
SP	2.5	FEET	ILM	5.7	FEET
TENS	2.5	FEET	SPAR	2.5	FEET
NDIS	35.6	FEET			

PARAMETERS

NAME	VALUE	UNIT	NAME	VALUE	UNIT
WSV1	WF1		DWS	16	
DSIN	5	US	DDEL	200	US
CDTS	100.000		DWCO	512	
DTF	189.000	US/F	DTM	56.0000	US/F
SBR	1.00000	OHMM	DSEC	7.70000	MMHO
FPHI	SPHI		MSEC	5.80000	MMHO
BS	7.87500	IN	BHS	OPEN	

Curve	Left	Right
RWA (OHMM)	0.0	3.0000
SP (MV)	-100.0	0.0
TENS(LB)	10000.	0.0
ILD (OHMM)	.20000	2000.0
ILM (OHMM)	.20000	2000.0
SFLU(OHMM)	.20000	2000.0

REPEAT SECTION

FILE 1 27-SEP-84 09:26

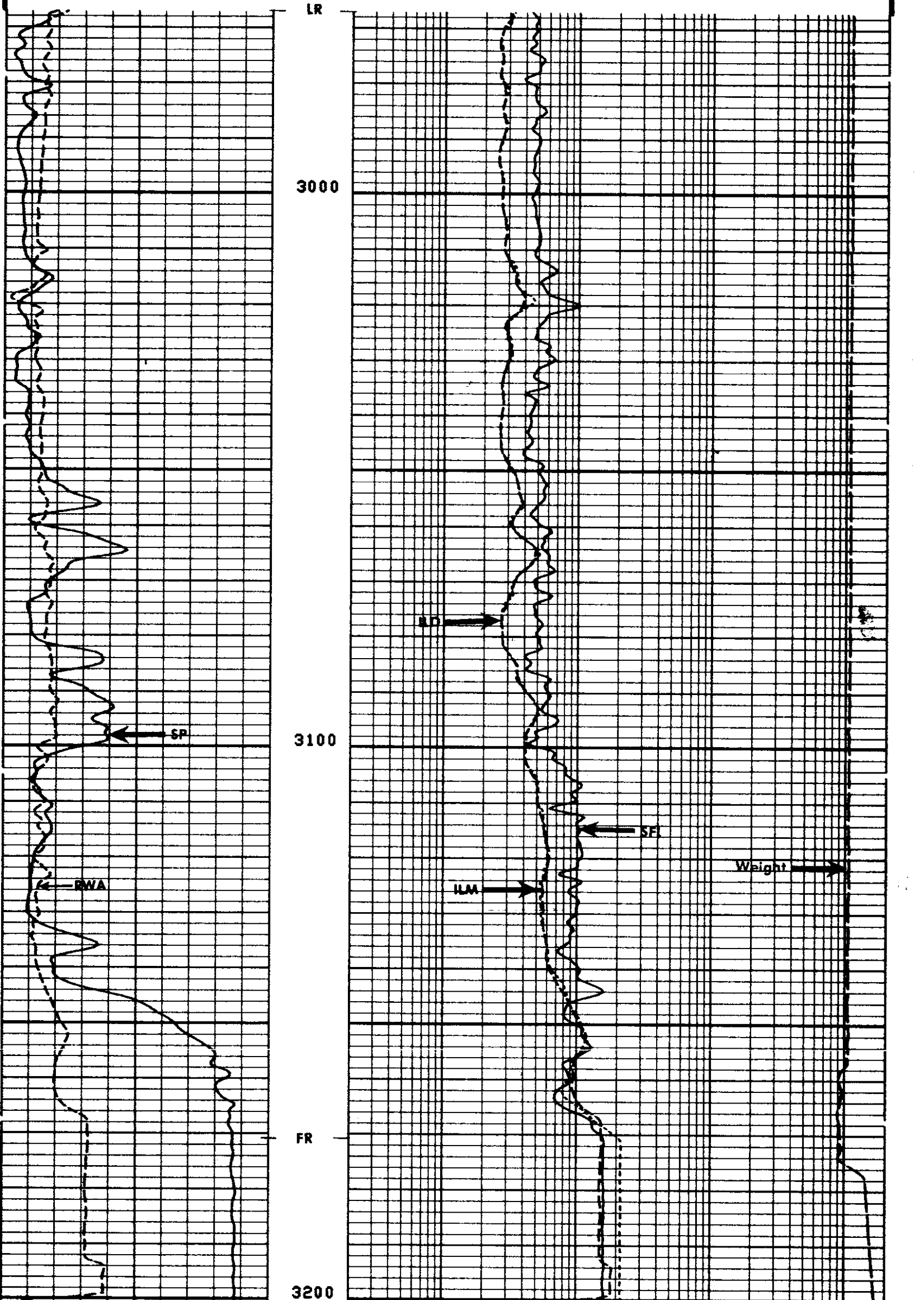

REPEAT SECTION

FILE 1 27-SEP-84 09:21

Curve	Left	Right
RWA (OHMM)	0.0	3.0000
SP (MV)	-100.0	0.0
TENS(LB)	10000.	0.0
ILD (OHMM)	.20000	2000.0
ILM (OHMM)	.20000	2000.0
SFLU(OHMM)	.20000	2000.0

SENSOR MEASURE POINT TO TOOL ZERO

CBL	43.9	FEET	AMPL	43.9	FEET
TT3	40.1	FEET	TT4	39.1	FEET
TT1	42.9	FEET	TT2	43.9	FEET
CALI	31.8	FEET	SRAT	41.4	FEET
SFL	6.4	FEET	ILD	9.4	FEET
SP	2.5	FEET	ILM	5.7	FEET
TENS	2.5	FEET	SPAR	2.5	FEET
NOIS	35.6	FEET			

PARAMETERS

NAME	VALUE	UNIT	NAME	VALUE	UNIT
WSV1	WF1		DWS	16	
DSIN	5	US	DDEL	200	US
CDTS	100.000		DWCO	512	
DTF	189.000	US/F	DTM	56.0000	US/F
SBR	1.00000	OHMM	DSEC	7.70000	MMHO
FPHI	SPHI		MSEC	5.80000	MMHO
BS	7.87500	IN	BHS	OPEN	

BEFORE SURVEY CALIBRATION SUMMARY

PERFORMED: 84/09/27
PROGRAM FILE: ISN (VERSION 26.2 83/11/17)

DITD

ELECTRONICS CALIBRATION SUMMARY

	MEASURED		CALIBRATED		
	ZERO	PLUS	ZERO	PLUS	UNITS
ILD	2.1	561.6	0.0	497.7	MMHO
ILM	.7	534.2	0.0	501.9	MMHO
SFL	.8	528.5	0.0	500.0	MMHO

ILD SONDE ERROR CORRECTION : 7.7 MMHO
ILM SONDE ERROR CORRECTION : 5.8 MMHO

```
                 AFTER SURVEY TOOL CHECK SUMMARY


  PERFORMED:      84/09/27
  PROGRAM FILE: ISN    (VERSION    26.2    83/11/17)


DITD                        TOOL  CHECK

                     ZERO                        PLUS
           BEFORE          AFTER          BEFORE     AFTER      UNITS
    ILD      0.0             -.0          497.7      480.2      MMHO
    ILM      0.0              .1          501.9      483.5      MMHO
    SFL      0.0              .3          500.0      498.1      MMHO

ILD  SONDE ERROR CORRECTION :          7.7 MMHO
ILM  SONDE ERROR CORRECTION :          5.8 MMHO

                       FILE    4       27-SEP-84 10:25


                  SHOP SUMMARY


  PERFORMED:      84/09/04
  PROGRAM FILE: SHOP    (VERSION     26.2     83/11/17)


DITD                 ELECTRONICS CALIBRATION SUMMARY
                                                        TOOL CHECK
                  TEST LOOP CALIBRATION                 CALIBRATED
               MEASURED            CALIBRATED                  PLUS     UNITS
           ZERO      PLUS      ZERO         PLUS      ZERO     497.7    MMHO
    ILD    -5.4      533.0      0.0         500.0      0.0     502.2    MMHO
    ILM    -4.9      505.3      0.0         500.0      0.0
ILD  SONDE ERROR CORRECTION :            7.7 MMHO
ILM  SONDE ERROR CORRECTION :            5.8 MMHO

                       (IS:567 , IC:659 )
```