HALLIBURTON

COMPANY ENERFIN RESOURCES
WELL STEGOSAUR 11-34-75B
FIELD MIST
COUNTY COLUMBIA STATE OR

QUAD COMBO
HRI/BCS/SDL/DSN

9 2007

5" 100'

COMPANY ENERFIN RESOURCES
WELL STEGOSAUR 11-34 75B
FIELD MIST
COUNTY COLUMBIA STATE OR

API No 36-009-00343
Location X=1289948
Y=881986

Sect 34 Twp 7N Rge 5W

Other Services
NONE

Permanent Datum G.L. Elev 1540.0'
Log measured from K.B. , 14.0' above perm. datum
Drilling measured from K.B.

Elev.: K.B 1554'
D.F. -------
G.L 1540'

Date	OCT-12-2007			
Run No.	ONE			
Depth – Driller	3327'			
Depth – Logger	3326'			
Bottom – Logged Interval	3316'			
Top – Logged Interval	512'			
Casing – Driller	8.625" @ 512'	@	@	@
Casing – Logger	512'			
Bit Size	7.875"			
Type Fluid in Hole	CYPAN			
Dens. | Visc	9.5 | 47.0	|	|	|
Ph | Fluid Loss	8.9 | 4.6	|	|	|
Source of Sample	FLOWLINE			
Rm @ Meas. Temp.	2.13 @ 62 F	@	@	@
Rmf @ Meas. Temp.	2.64 @ 68 F	@	@	@
Rmc @ Meas. Temp.	1.02 @ 64 F	@	@	@
Source Rmf | Rmc	MEAS | MEAS	|	|	|
Rm @ BHT	1.01 @ 138 F	@	@	@
Time Since Circ.	1430 10-12			
Time on Bottom	2350 10-12			
Max. Rec. Temp	138 F @ TD	@	@	@
Equip. | Location	49599 | WDLD	|	|	|
Recorded By	J.OBIKOYA			
Witnessed By	D.HUGGINS	B.REYNOLDS	L.NEUENS	

Service Ticket No 5422766 API Serial No 36-009-00343 PGM Version XL_V6.8

CHANGE IN MUD TYPE OR ADDITIONAL SAMPLES		
Date, Sample No		
Depth – Driller		
Type Fluid in Hole		
Dens. | Visc.	|	|
Ph | Fluid Loss	|	|
Source of Sample		
Rm @ Meas. Temp.	@	@
Rmf @ Meas. Temp.	@	@
Rmc @ Meas. Temp.	@	@
Source Rmf | Rmc	|	|
Rm @ BHT	@	@
Rmf @ BHT	@	@
Rmc @ BHT	@	@

RESISTIVITY SCALE CHANGES

Type Log	Depth	Scale Up Hole	Scale Down Hole

RESISTIVITY EQUIPMENT DATA

Run No.	Tool Type & No.	Pad Type	Tool Pos.	Other
ONE	HRIT #2''_'32	NA	'.50" SO	NA

EQUIPMENT DATA

GAMMA		ACOUSTIC		DENSITY		NEUTRON	
Run No.	ONE	Run No.	ONE	Run No.	ONE	Run No.	ONE
Serial No.	A-'80	Serial No.	460' 264	Serial No.	I7'4M74'	Serial No.	05
Model No.	NGRT	Model No.	305B BCS	Model No.	SDLT-DA	Model No	DSNT-X
Diameter	3.625"	No. of Cent	TWO	Diameter	5.500"	Diameter	3.625'
Detector Model No.	432	Spacing	2 FEET	Log Type	GAM-GAM	Log Type	NEU-NEU
Type	SCINT			Source Type	CS-'37	Source Type	AM24' BE
Length	4.00"	LSA [Y / N]	NO	Serial No.	2694 GW	Serial No.	DSN-307
Distance to Source	'8.0'	FWDA [Y / N]	NO	Strength	'.5 CI	Strength	'5.0 CI

LOGGING DATA

GENERAL				GAMMA		ACOUSTIC			DENSITY			NEUTRON		
Run	Depth		Speed	Scale		Scale			Scale			Scale		
No.	From	To	Ft / Min	L	R	L	R	Matrix	L	R	Matrix	L	R	Matrix
ONE	3316'	512'	60	0	200	150	50	55.5	1.65	2.65	2.65	60	0	SAND
				API	API	USEC	USEC	USEC	GMCC	GMCC	GMCC	%	%	

DIRECTIONAL INFORMATION

Maximum Deviation		deg. @		KOP	

Remarks:

ANNULAR HOLE VOLUME CALCULATED USING 4.500" CASING.

HRID-BCSD-SDLT-ML-DSNT-NGRT-RWCH RUN IN COMBINATION.

CREW:ROSENSTEEL,CABRERA

RIG: TD 101

HALLIBURTON DOES NOT GUARANTEE THE ACCURACY OF ANY INTERPRETATION OF THE LOG DATA, CONVERSION OF LOG DATA TO PHYSICAL ROCK PARAMETERS OR RECOMMENDATIONS WHICH MAY BE GIVEN BY HALLIBURTON PERSONNEL OR WHICH APPEAR ON THE LOG OR IN ANY OTHER FORM. ANY USER OF SUCH DATA, INTERPRETATIONS, CONVERSIONS, OR RECOMMENDATIONS AGREES THAT HALLIBURTON IS NOT RESPONSIBLE EXCEPT WHERE DUE TO GROSS NEGLIGENCE OR WILLFUL MISCONDUCT FOR ANY LOSS, DAMAGES, OR EXPENSES RESULTING FROM THE USE THEREOF.

HALLIBURTON

MAIN PASS 5"=100'

HALLIBURTON

Version No: | hc:3.0
Data File: main.cls
Format File: plot_1.3.spc
Plot Time: 2007-09-29 01:46:04
Database Time: 00:45:51

Top Depth: 480.00
Bottom Depth: 3330.33

GR 0 API 200	**AHV** 100 FT3 0	**HDR1** 1 OHMM 100	**DT** 150 US/F 50
CALI 6 INCH 16	**BHV** 0 FT3 100	**HMR1** 1 OHMM 100	**SPHI** 60. % 0
BS 6 INCH 16	**STEN** 10500 500	**DFL** 1 OHM 100	**NPHI** 60. % 0
SP -]10[+	**CTEN** 10000 0		**DPHI** 60. % 0
RWA 0 OHMM 3	**NOR** 0 OHMM 20		**RHOB** 1.65 G/CC 2.65
	LAT 0 OHMM 20		**DRHO** -0.5 G/CC 0.5
	1:240 FT.		**PE** 12 2
			ITT

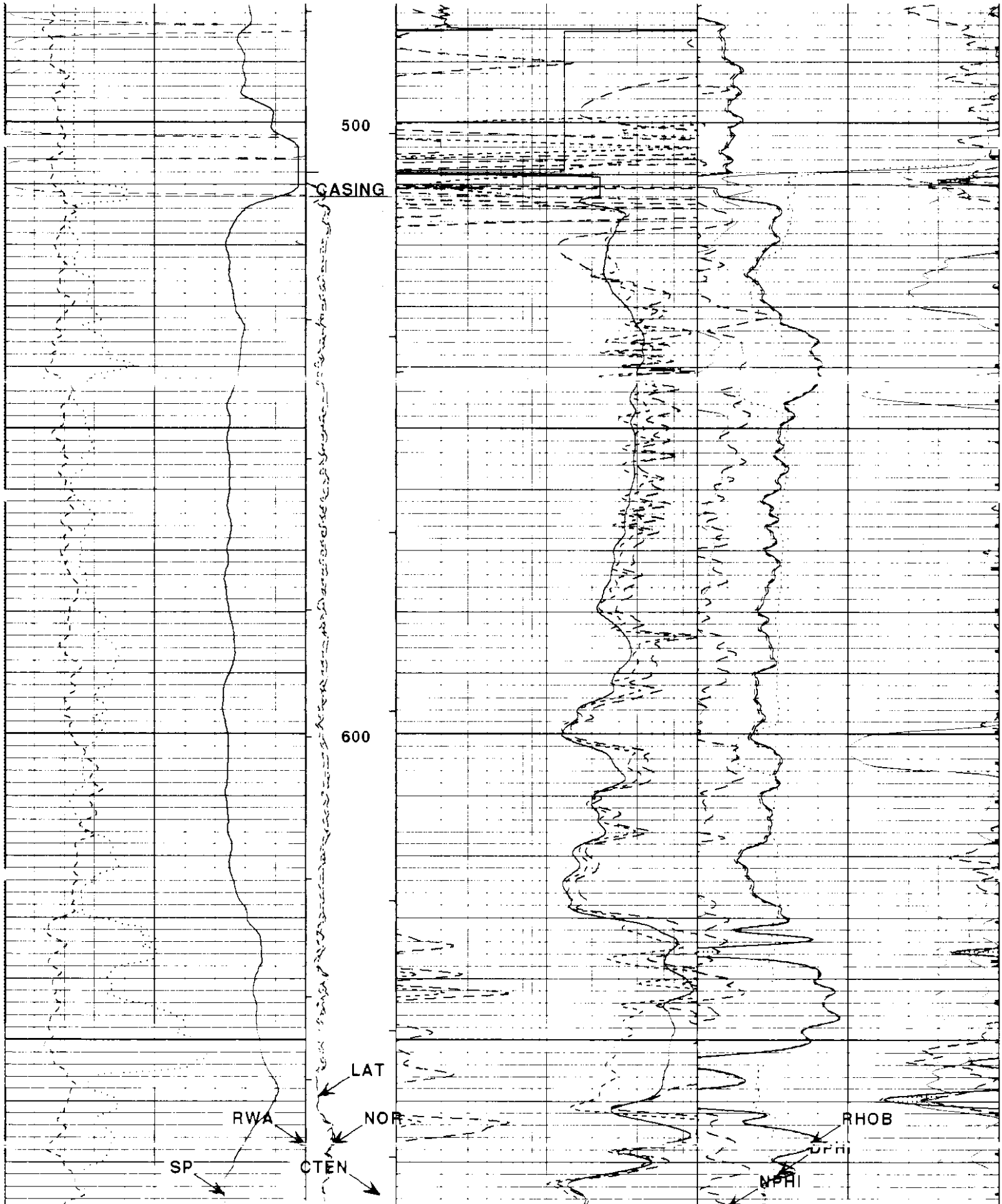

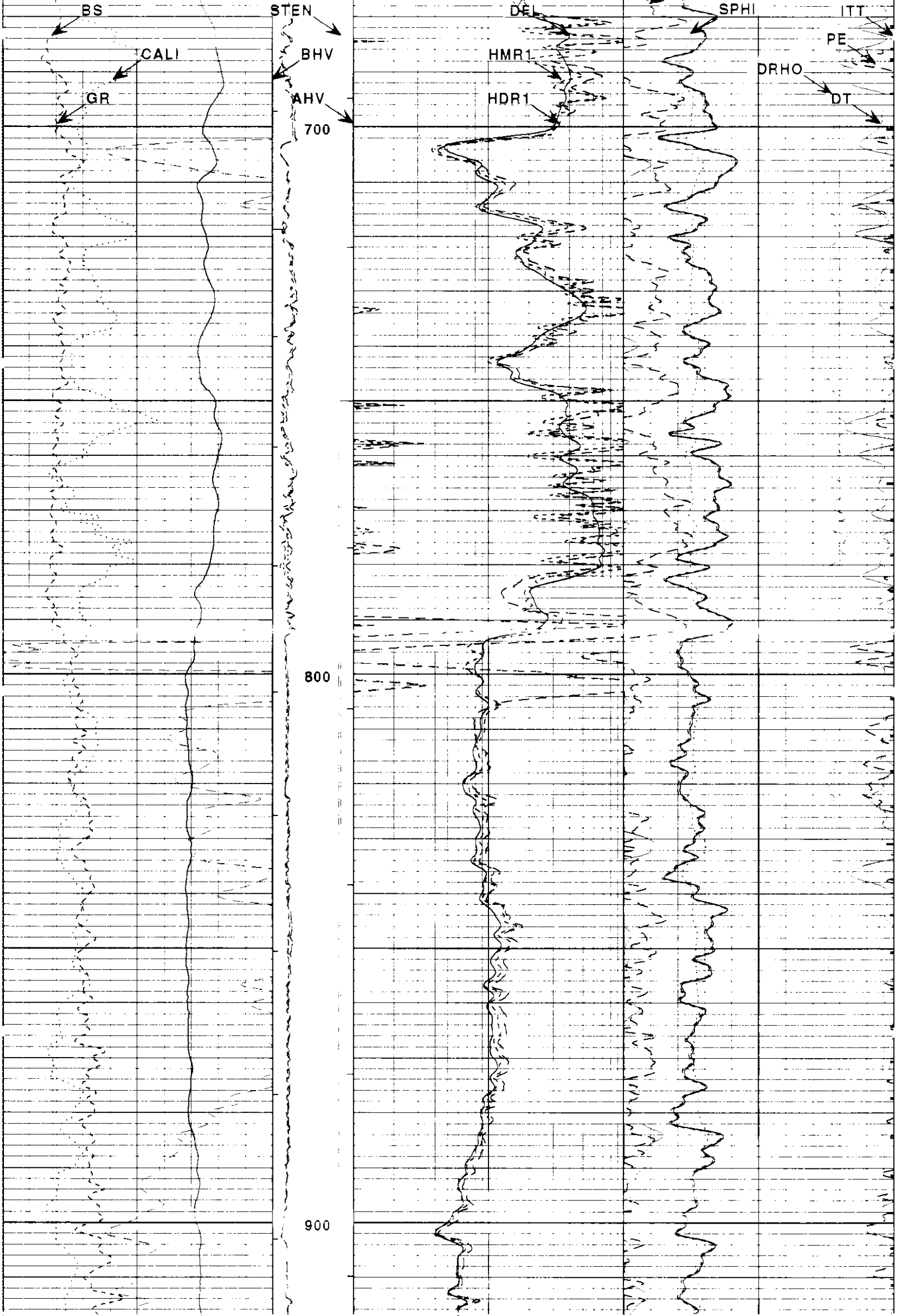

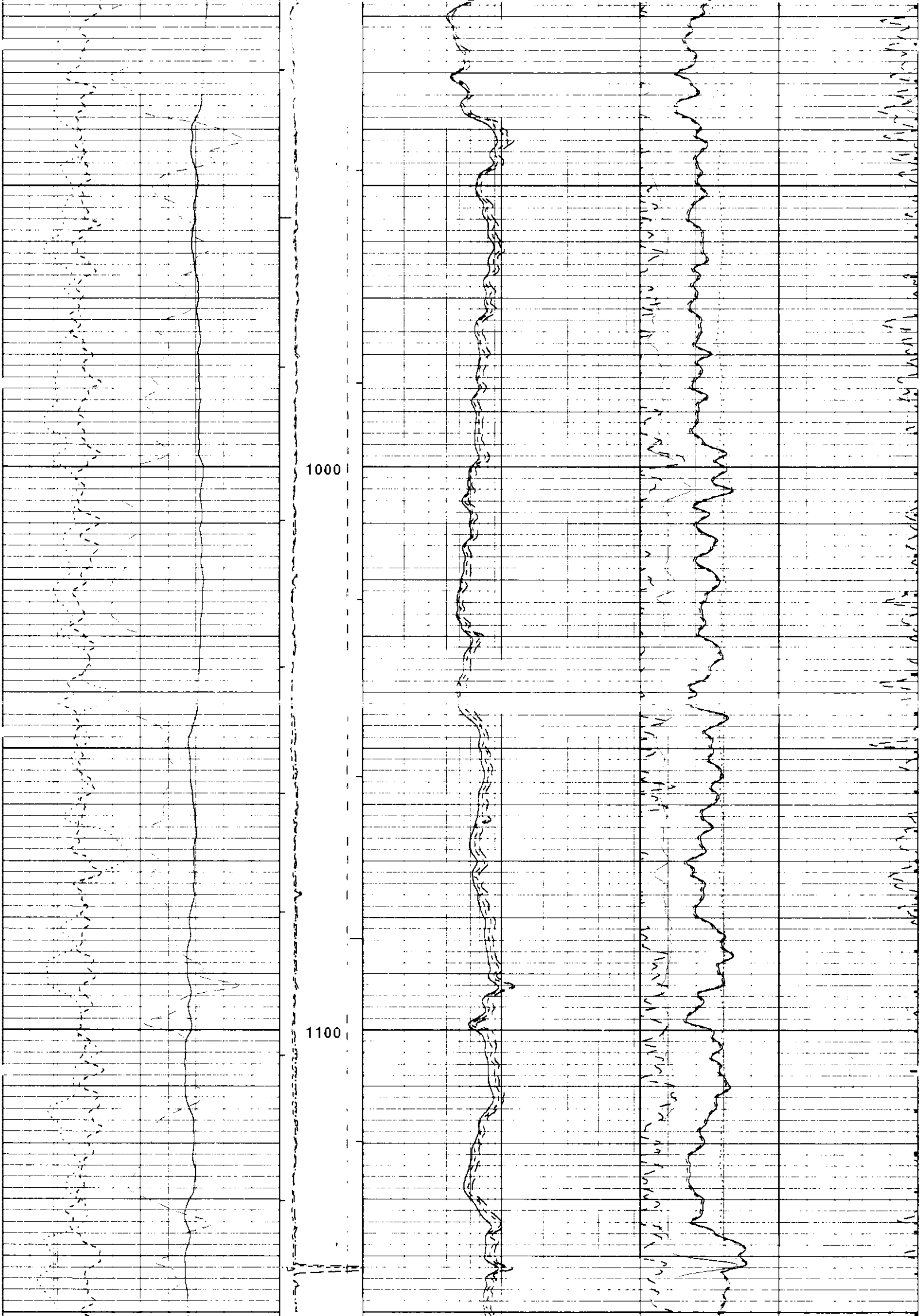

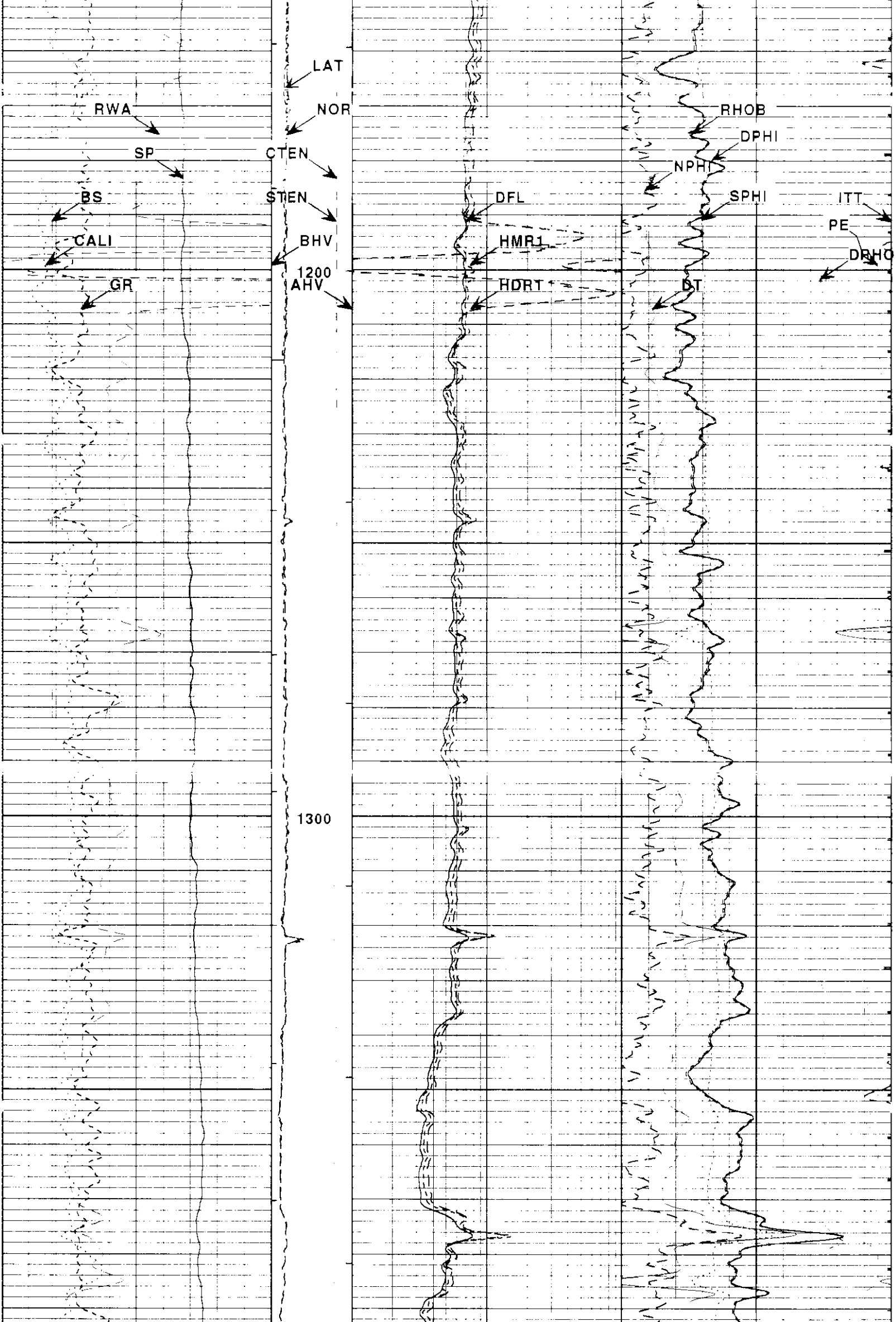

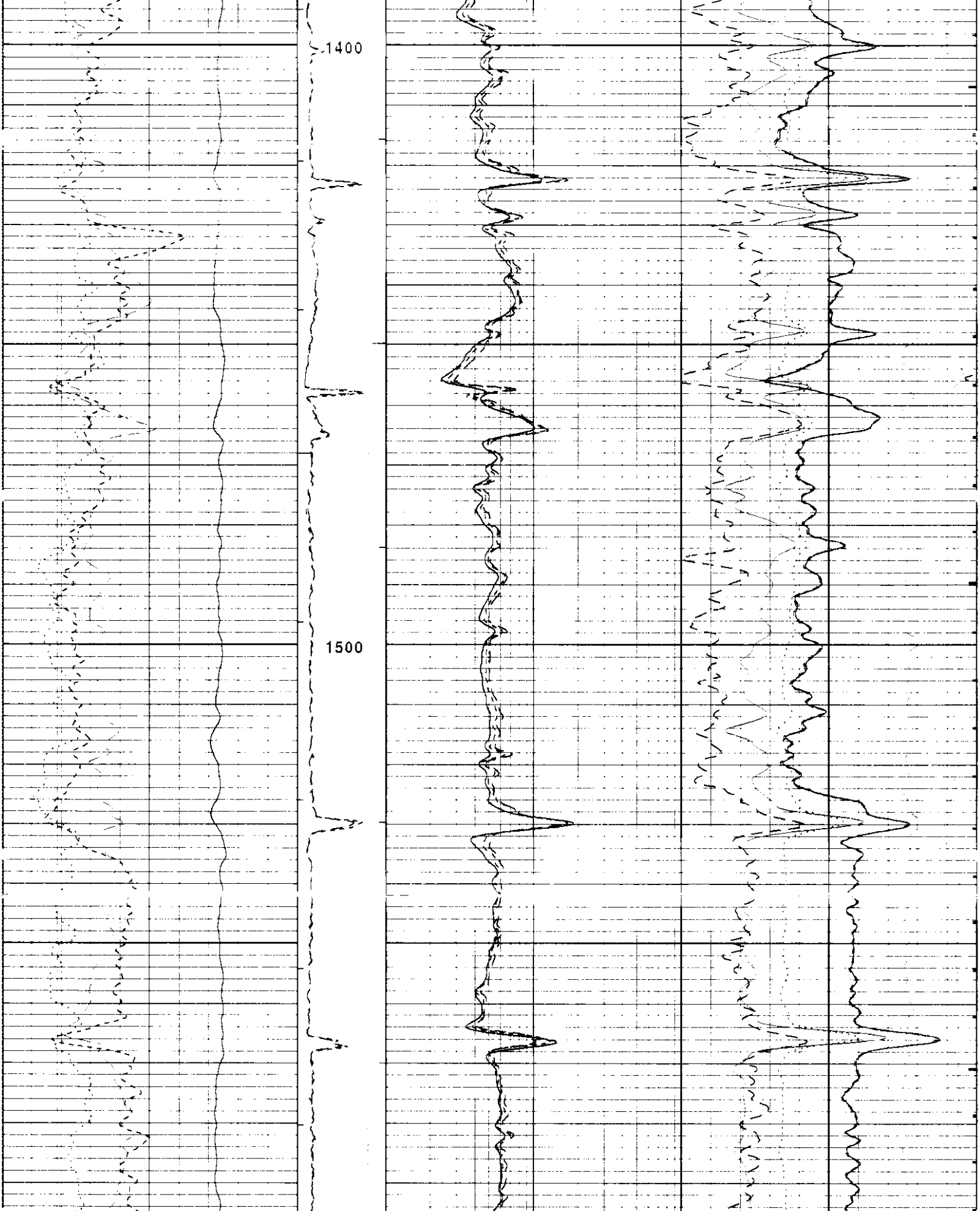

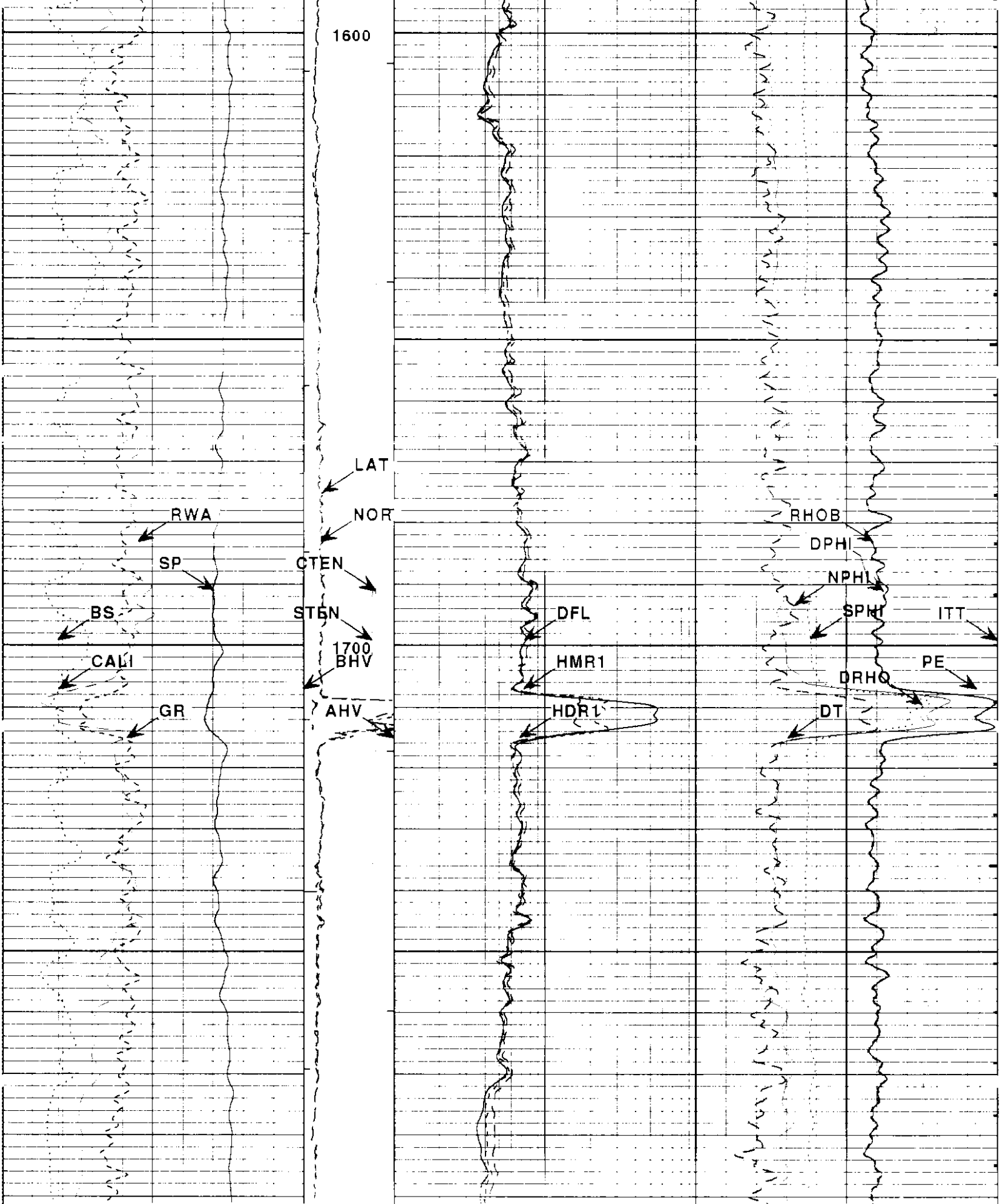

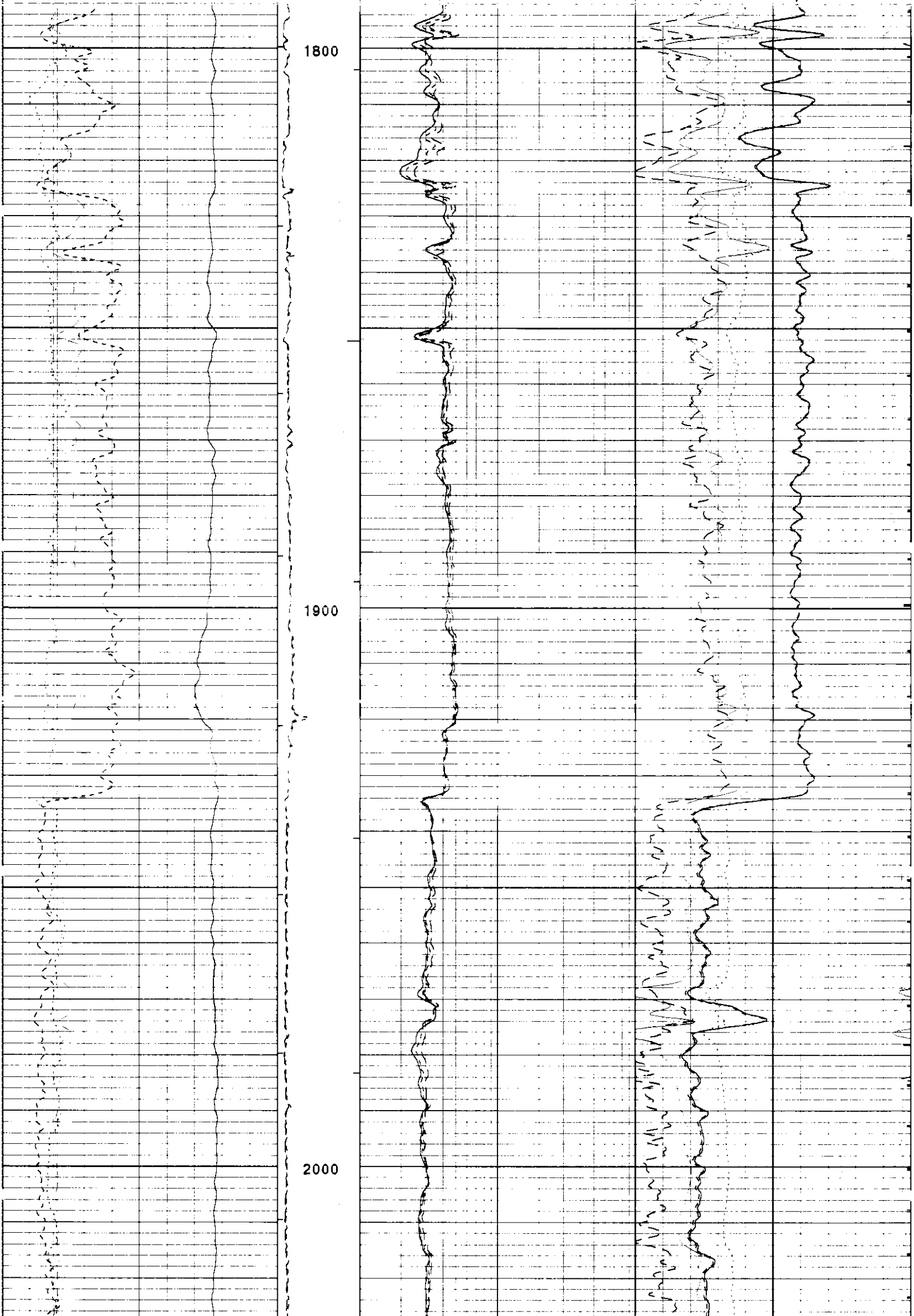

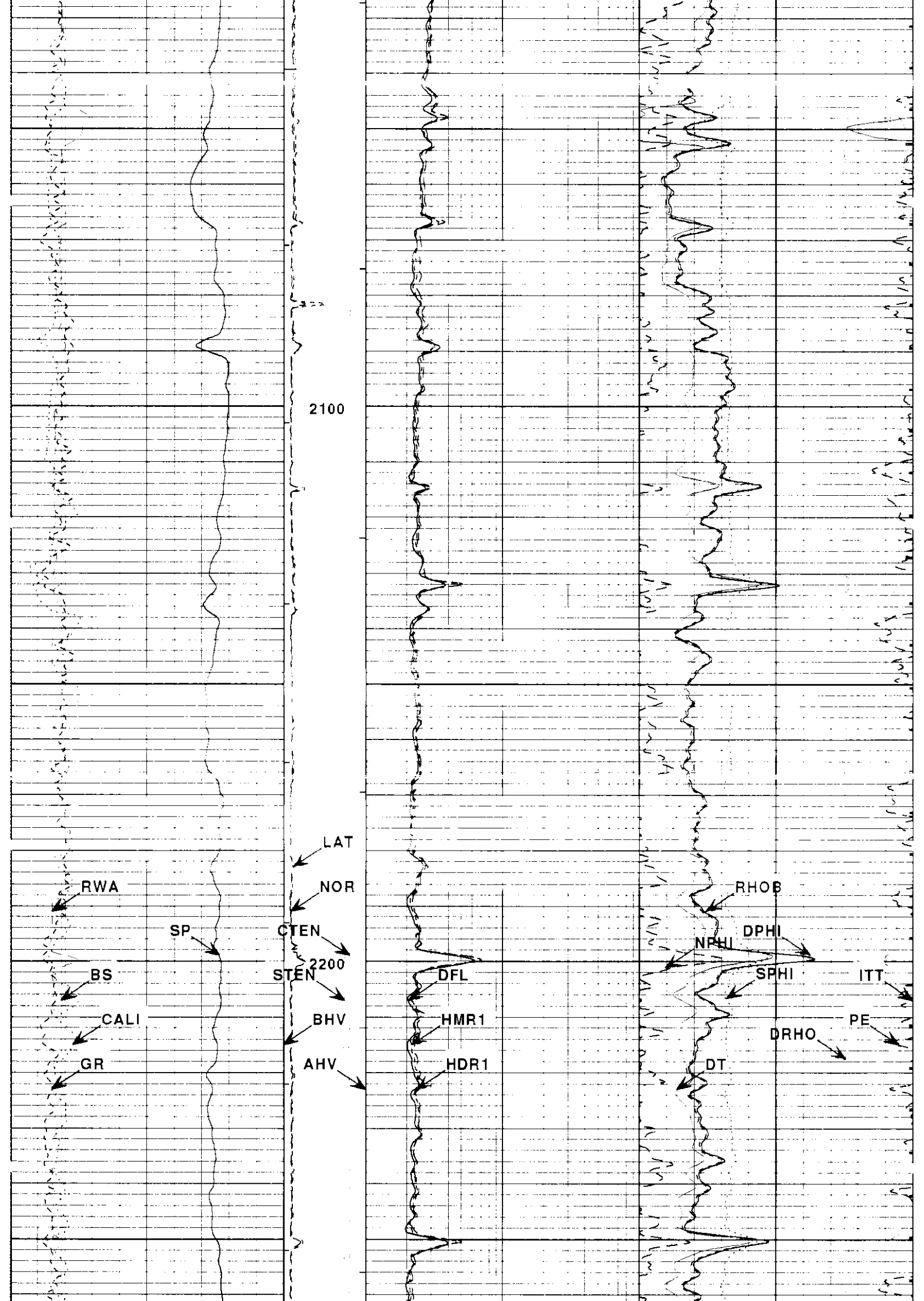

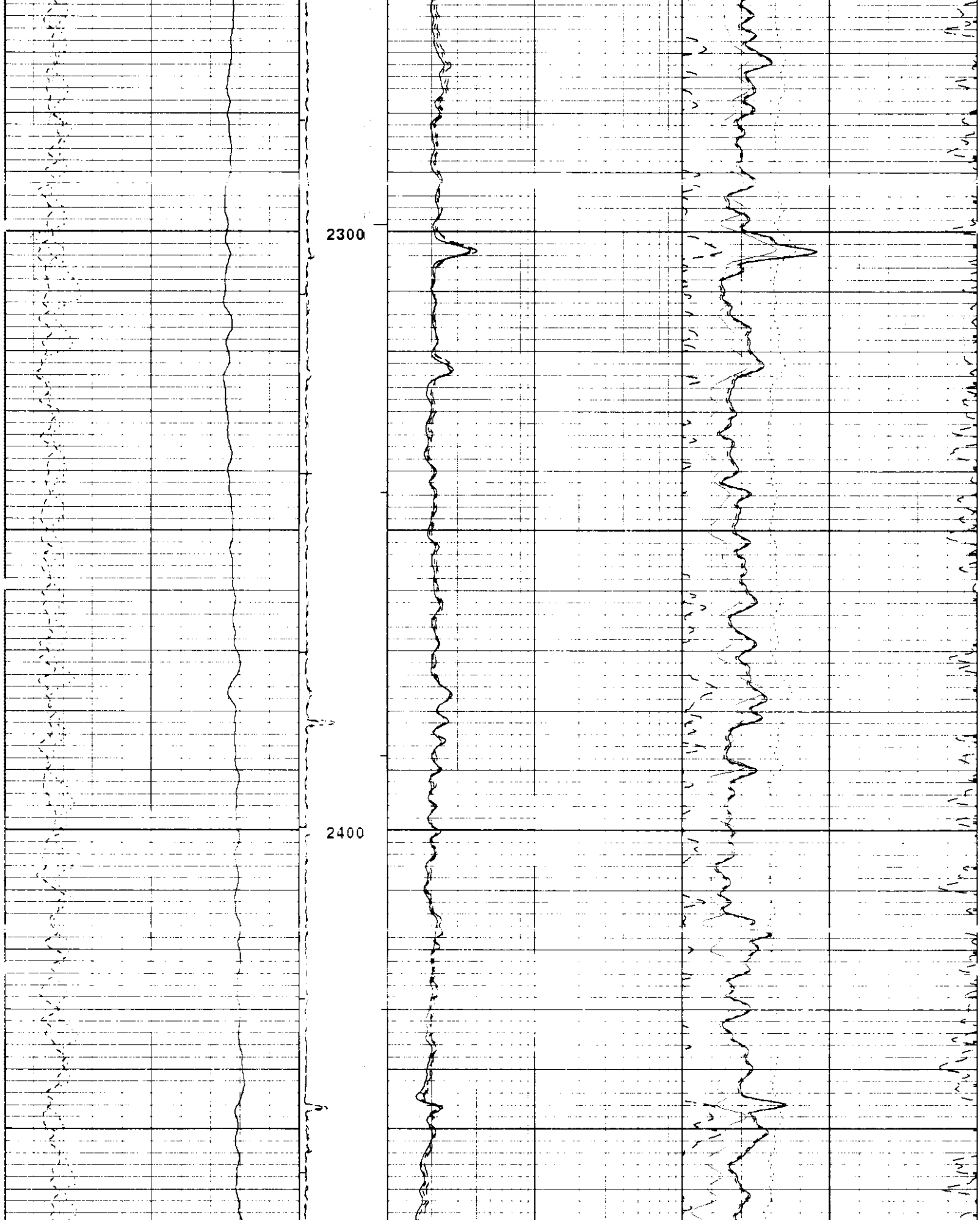

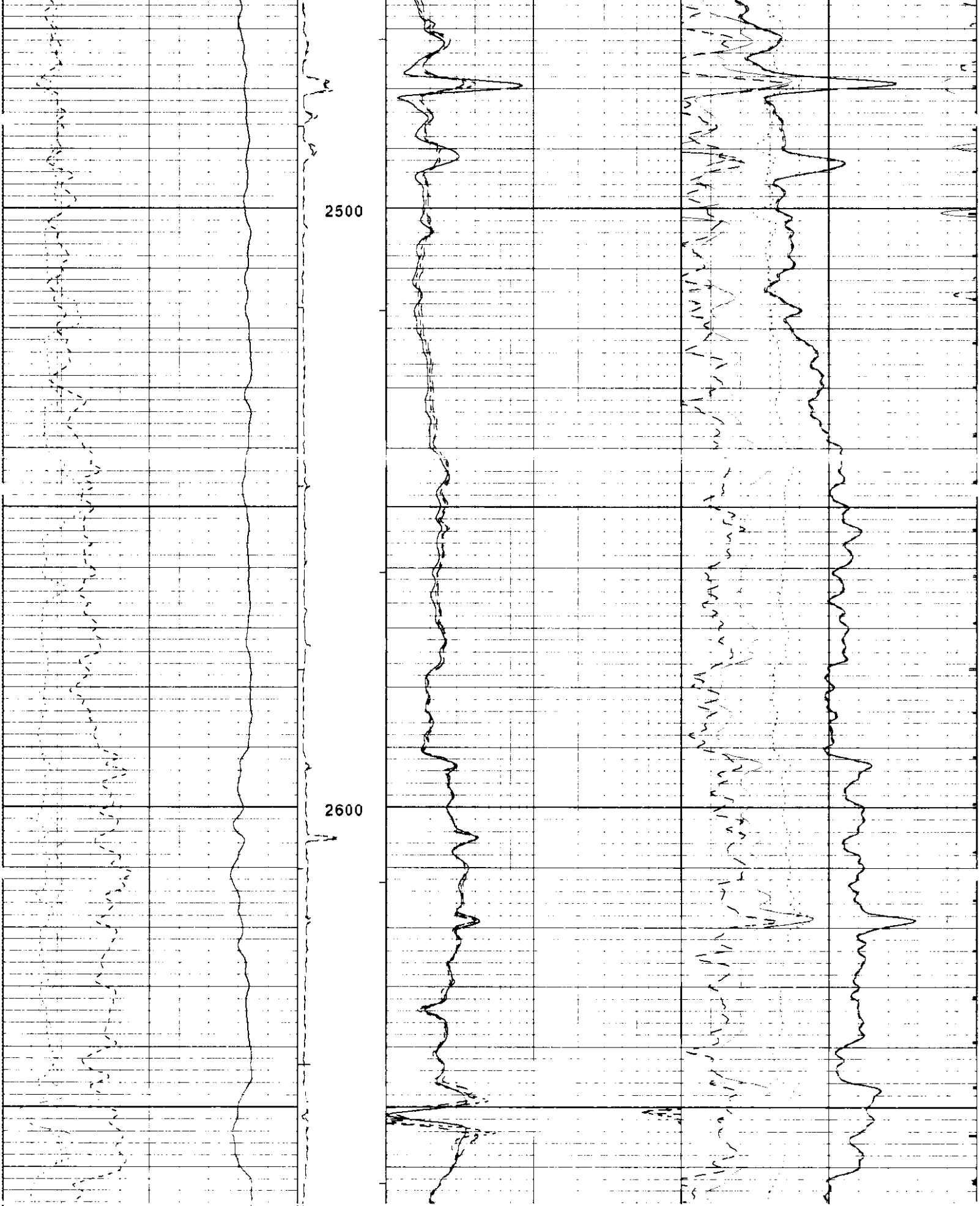

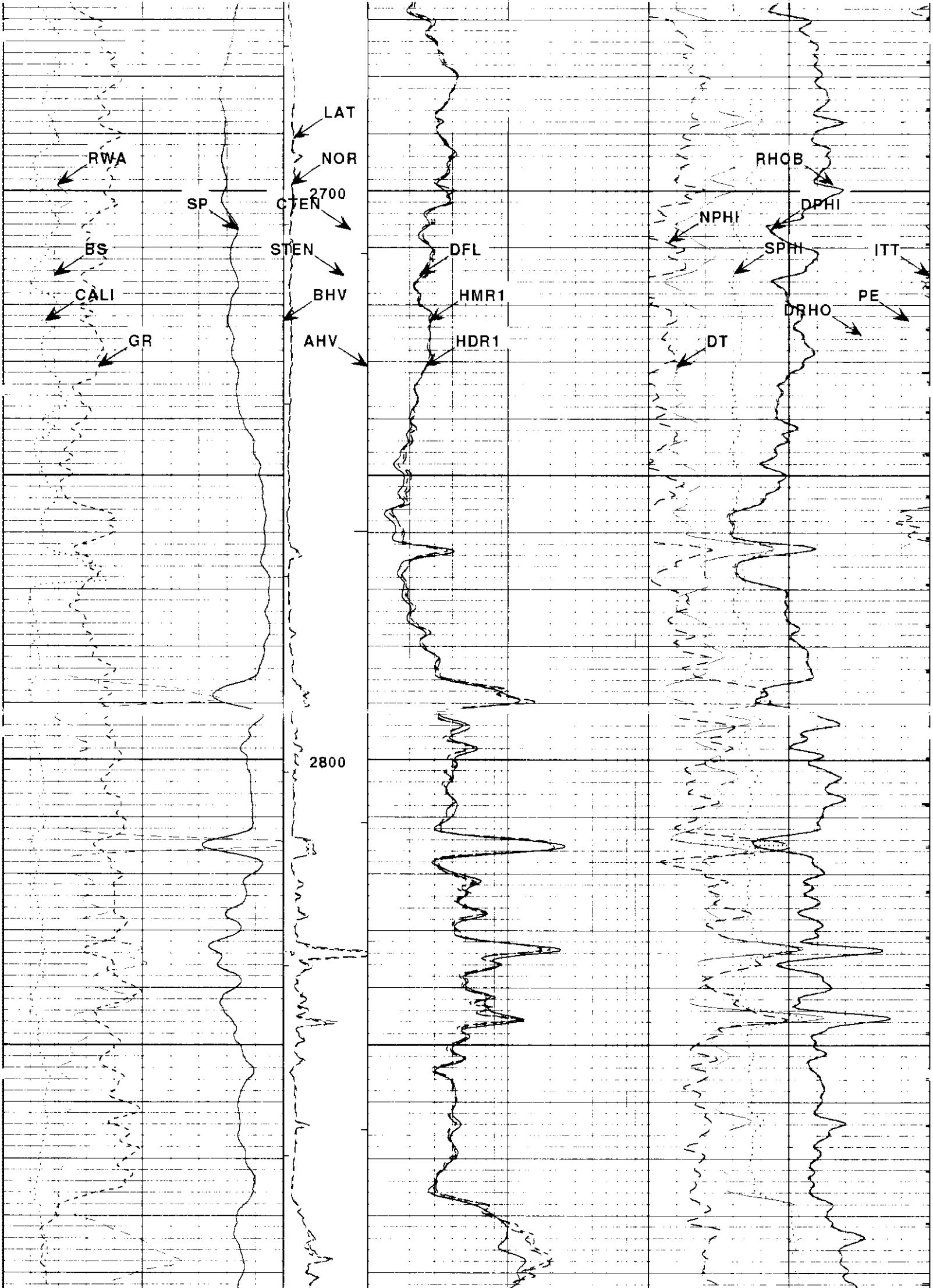

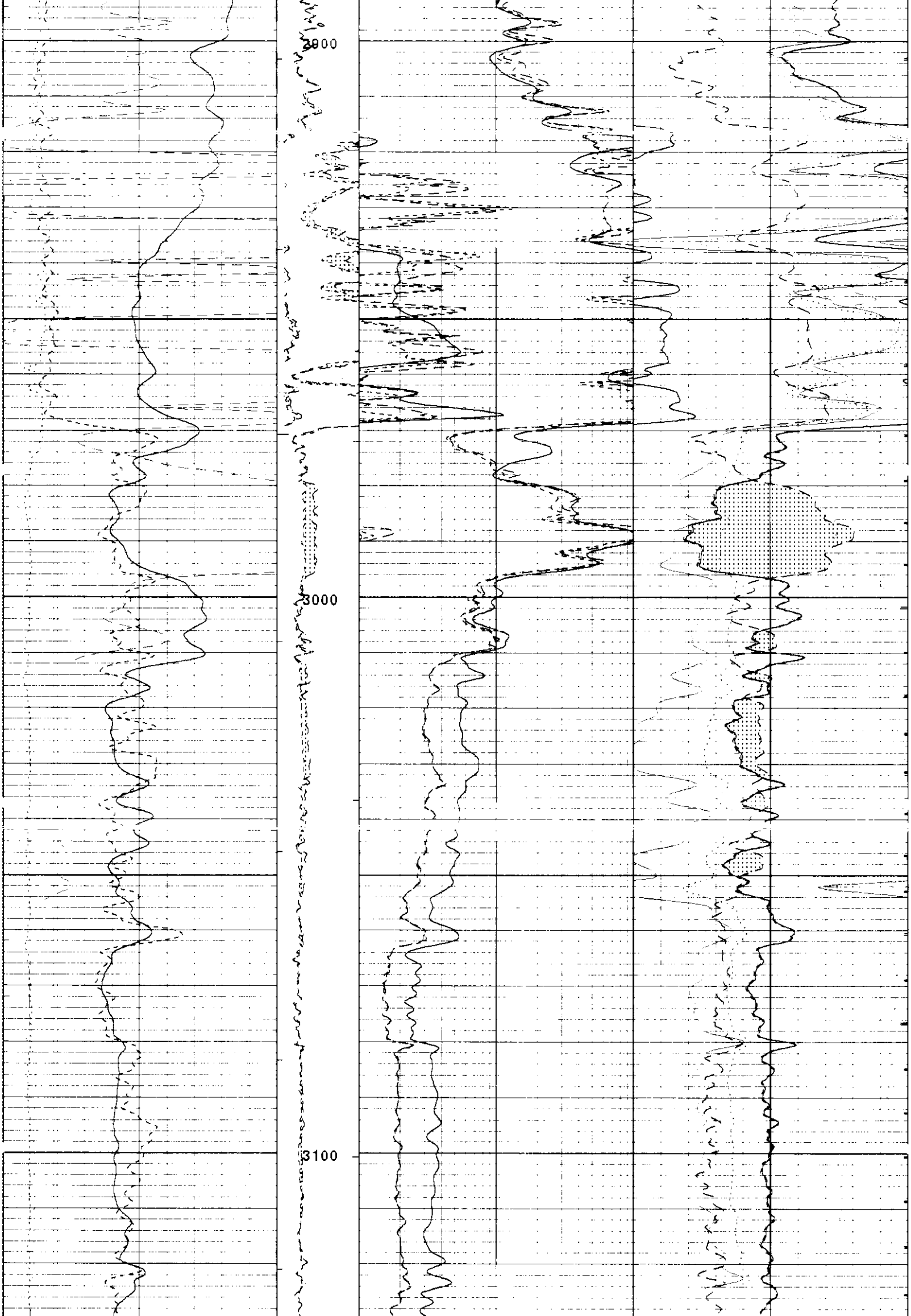

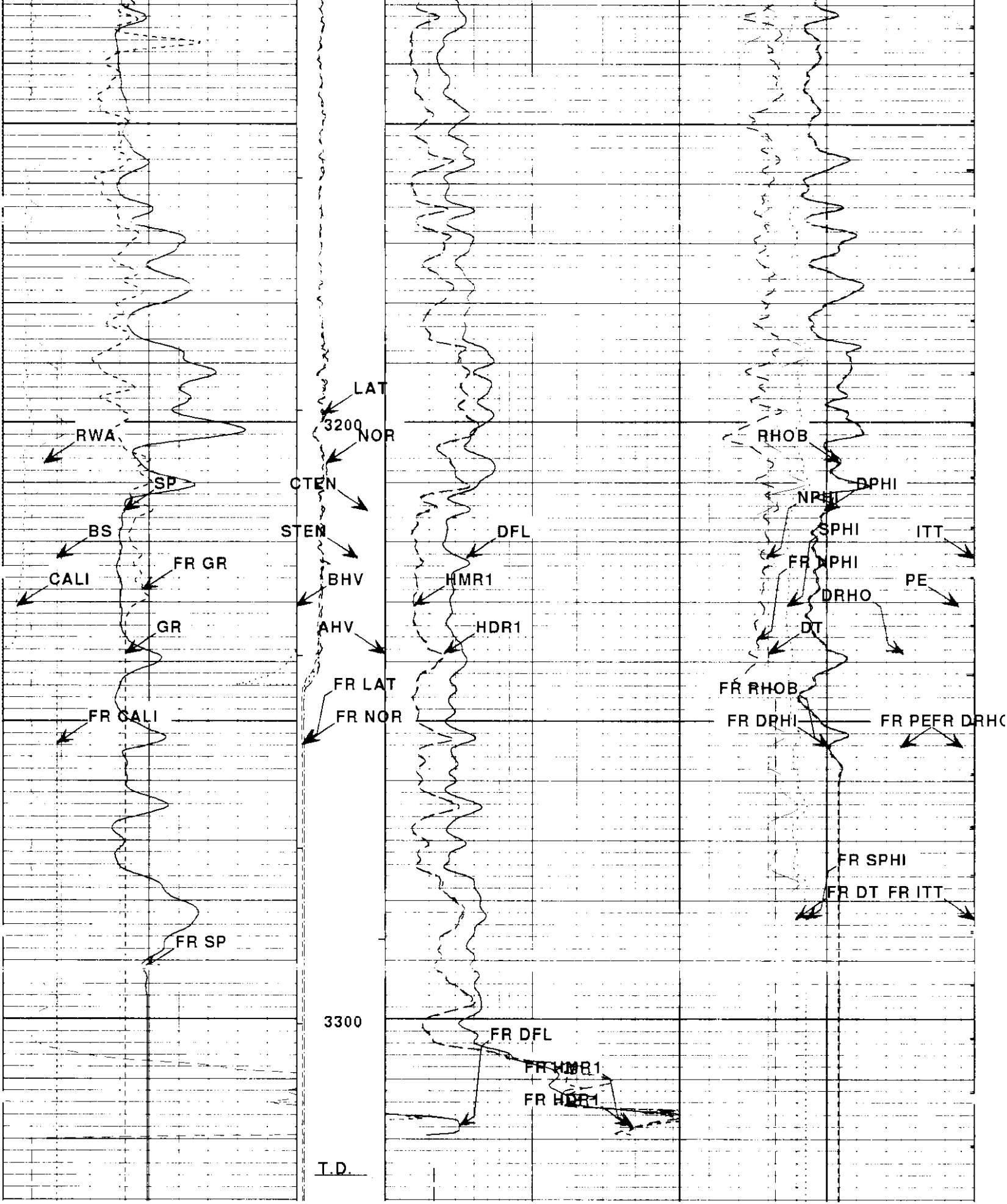

			ITT
	1:240 FT.		PE 12 2
	LAT 0 OHMM 20		DRHO -0.5 G/CC 0.5
RWA 0 OHMM 3	NOR 0 OHMM 20		RHOB 1.65 G/CC 2.65
SP -]10[+	CTEN 10000 0		DPHI 60. % 0
BS 6 INCH 16	STEN 10500 500	DFL 1 OHM 100	NPHI 60. % 0
CALI 5 INCH 16	BHV 0 FT3 100	HMR1 1 OHMM 100	SPHI 60. % 0
GR 0 API 200	AHV 100 FT3 0	HDR1 1 OHMM 100	DT 150 US/F 50

HALLIBURTON

Version No: | hc:3.0
Data File: main.cls
Format File: plot_1.3.spc
Plot Time: 2007-09-29 01:45:49
Database Time: 00:45:51
Top Depth: 480.00
Bottom Depth: 3330.33

REPEAT PASS 5"=100'

HALLIBURTON

Version No: 5.8 | hc:3.0
Data File: 1012_stegosaur1.1.cls
Format File: plot_1.3.spc
Plot Time: 2007-09-29 01:46:38
Log Time: 2007-09-28 23:29:54
Top Depth: 480.00
Bottom Depth: 885.75

GR 0 API 200	AHV 100 FT3 0	HDR1 1 OHMM 100	DT 150 US/F 50
CALI 6 INCH 16	BHV 0 FT3 100	HMR1 1 OHMM 100	SPHI 60. % 0
BS 6 INCH 16	STEN 10500 500	DFL 1 OHM 100	NPHI 60. % 0
SP -]10[+	CTEN 10000 0		DPHI 60. % 0
RWA 0 OHMM 3	NOR 0 OHMM 20		RHOB 1.65 G/CC 2.65
	LAT 0 OHMM 20		DRHO -0.5 G/CC 0.5
	1:240 FT.		PE 12 2
			ITT

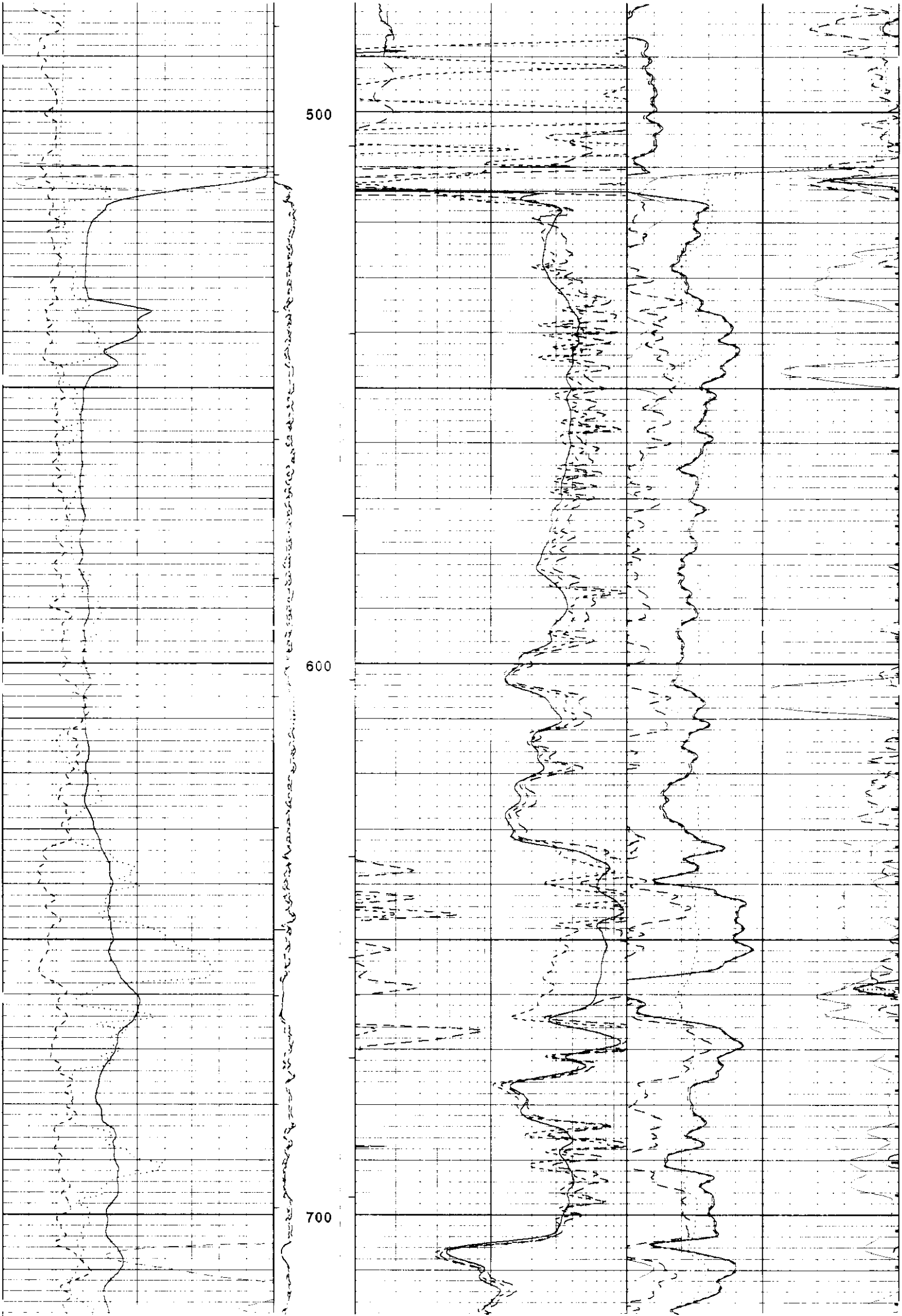



SP	CTEN		DPHI
-]10[+	10000 0		60. % 0
BS	STEN	DFL	NPHI
6 INCH 16	10500 500	1 OHM 100	60. % 0
CALI	BHV	HMR1	SPHI
6 INCH 16	0 FT3 100	1 OHMM 100	60. % 0
GR	AHV	HDR1	DT
0 API 200	100 FT3 0	1 OHMM 100	150 US F 50

HALLIBURTON

Version No: 5.8 | hc:3.0
Data File: 1012_stegosaur1.1.cls
Format File: plot_1.3.spc
Plot Time: 2007-09-29 01:46:34
Log Time: 2007-09-28 23:29:54

Top Depth: 480.00
Bottom Depth: 885.75

EXCELL-2000 Calibration Report

Date: 29-Sep-2007 01:00

GAMMA RAY TOOL SHOP CALIBRATION SUMMARY

PERFORMED: 19-Sep-2007 09:49 LAST SHOP CALIBRATION: 03-Aug-2007 10:09
SERIAL NUMBER: 180 MODEL: NGRT-A
BLANKET #: 67
TRUCK UNIT NUMBER: 10549599 PROGRAM VERSION: 5.7
PERFORMED BY: G. ROUSSEAU

	MEASURED	CALIBRATED	UNITS
BACKGROUND	16	16	GAPI
BACKGROUND+CALIBRATOR	211	221	GAPI
CALIBRATOR	195	205	GAPI
GAPI CONVERSION FACTOR	0.488		GAPI/CPS

GAMMA RAY TOOL BEFORE SURVEY FIELD CHECK SUMMARY

PERFORMED: 12-Oct-2007 23:19 LAST SHOP CALIBRATION: 19-Sep-2007 09:49

	SHOP	FIELD	UNITS
BACKGROUND	16	18	GAPI
BACKGROUND+CALIBRATOR	221	230	GAPI
CALIBRATOR	205	212	GAPI

GAMMA RAY TOOL AFTER SURVEY FIELD CHECK SUMMARY

PERFORMED: 13-Oct-2007 01:05 LAST SHOP CALIBRATION: 19-Sep-2007 09:49

	BEFORE	AFTER	UNITS
BACKGROUND	18	18	GAPI
BACKGROUND+CALIBRATOR	230	231	GAPI
CALIBRATOR	212	212	GAPI

DUAL SPACED NEUTRON--GIBRALTAR SHOP CALIBRATION SUMMARY

PERFORMED: 19-Sep-2007 10:22 LAST SHOP CALIBRATION: 03-Aug-2007 10:37
SERIAL NUMBER: 05 MODEL: DSNT-X
SOURCE NUM: DSN-16
TRUCK UNIT NUMBER: 10549599 PROGRAM VERSION: 5.7
PERFORMED BY: G. ROUSSEAU

** NEUTRON CALIBRATION SUMMARY **

CALIBRATION CONSTANTS

	Prev. Value	New Value	Control Limit On New Value
Gain	1.017	1.017	0.90 - 1.10

WATER TANK SUMMARY
(Horizontal Water Tank)

	Current Reading (Previous Coef.)	Calib. (New Coef.)	Change	Control Limit On Change
Porosity	23.85	23.83	-0.02	+/- 0.20
Calibrated Ratio	9.774	9.769	-0.006	+/- 0.050

Reference value assigned to tank: 52.720

VERIFIER

	Value	Control Limits
Snow-block porosity	6.48	2.0 - 9.0

PASS/FAIL SUMMARY

Background Check:	PASSED
Gain-Range Check:	PASSED
Snow-block Check:	PASSED

DUAL SPACED NEUTRON--GIBRALTAR BEFORE SURVEY FIELD CHECK SUMMARY

PERFORMED: 12-Oct-2007 23:37 LAST SHOP CALIBRATION: 19-Sep-2007 10:22

** NEUTRON FIELD-CHECK SUMMARY **

	Shop	Before	Change	Control Limit On Change
Snow-Block Por.(pu)	6.48	5.60	-0.88	+/- 1.50

PASS/FAIL SUMMARY

Snow Block Change:	PASSED
Snow Block Stats:	PASSED

DUAL SPACED NEUTRON--GIBRALTAR AFTER SURVEY FIELD CHECK SUMMARY

PERFORMED: 13-Oct-2007 01:10 LAST SHOP CALIBRATION: 19-Sep-2007 10:22

```
                        ** NEUTRON POST-CHECK SUMMARY **

                                                              Control Limit
                                 Before      After     Change     On Change
                                 ------      -----     ------   -------------
       Snow-Block Por.(pu)        5.60        5.58     -0.02      +/- 1.50

                              PASS/FAIL SUMMARY

                      Snow Block Change:           PASSED
                      Snow Block Stats:            PASSED
```

```
        SDL (D) WITH (A) MANDREL w/EVR SHOP CALIBRATION SUMMARY
   PERFORMED: 19-Sep-2007 11:22  LAST SHOP CALIBRATION: 03-Aug-2007 11:39
   SERIAL NUMBER: I714M741       MODEL: SDL_DA
   SOURCE NUM: 2694 GW
   TRUCK UNIT NUMBER: 10549599   PROGRAM VERSION: 5.7
   PERFORMED BY: G. ROUSSEAU
```

```
                        DENSITY CALIBRATION SUMMARY

                                                         CONTROL LIMIT
                      PREV VALUE      NEW VALUE         ON NEW VALUES
                      ----------      ---------         -------------
 NEAR BAR  GAIN         1.0011          0.9949            0.90 - 1.10
 NEAR DENS GAIN         0.9897          0.9868            0.90 - 1.10
 NEAR PEAK GAIN         0.9690          0.9785            0.90 - 1.10
 NEAR LITH GAIN         0.9756          0.9898            0.90 - 1.10

 FAR  BAR  GAIN         1.0065          1.0093            0.90 - 1.10
 FAR  DENS GAIN         0.9997          1.0018            0.90 - 1.10
 FAR  PEAK GAIN         1.0000          0.9994            0.90 - 1.10
 FAR  LITH GAIN         0.9977          0.9969            0.90 - 1.10

 NEAR BAR  OFFSET       0.1052          0.1656                NONE
 NEAR DENS OFFSET       0.1704          0.2013                NONE
 NEAR PEAK OFFSET       0.3268          0.2463                NONE
 NEAR LITH OFFSET       0.2512          0.1315                NONE

 FAR  BART OFFSET       0.0983          0.0755                NONE
 FAR  DENS OFFSET       0.1612          0.1440                NONE
 FAR  PEAK OFFSET       0.1556          0.1625                NONE
 FAR  LITH OFFSET       0.1379          0.1499                NONE

 NEAR BART BKG          1026.2          1023.4             700 -1500
 NEAR DENS BKG           424.2           422.6             290 - 600
 NEAR PEAK BKG           186.3           187.3             130 - 280
 NEAR LITH BKG           179.4           176.8             125 - 270

 FAR  BART BKG           540.0           538.7             350 - 750
 FAR  DENS BKG           212.1           210.9             140 - 300
 FAR  PEAK BKG            90.7            89.1              50 - 130
 FAR  LITH BKG            90.6            88.8              50 - 130


                         CALIBRATION-BLOCK SUMMARY

                         CURRENT
                         READING       CALIB.                   CONTROL
                        (PREVIOUS      (NEW                      LIMIT
                         COEF.)        COEF.)       CHANGE     ON CHANGE
                        ---------     --------     --------   -----------
 MAGNESIUM
    Density  g/cc          1.679        1.678       -0.001     +/- 0.015
    Pe                     2.664        2.594       -0.070     +/- 0.15
 ALUMINUM
    Density  g/cc          2.601        2.603        0.002     +/- 0.015
    Pe                     3.239        3.200       -0.039     +/- 0.15


                               TOOL SUMMARY

                          NEAR DETECTOR                    FAR DETECTOR
                     --------------------------     --------------------------
                      VALUE    CONTROL LIMITS        VALUE    CONTROL LIMITS
                      -----    --------------        -----    --------------
```

```
Quality
   Background         -0.0006      +/- 0.0110        0.0033     +/- 0.0140
   Mag Block          -0.0034      +/- 0.0110        0.0007     +/- 0.0140
   Alum Block         -0.0025      +/- 0.0110       -0.0092     +/- 0.0140

Resolution               9.2     6.0  - 11.0           9.6      6.0 - 11.0
Verifier (B+D+P+L)      1810    1250  - 2700           928      600 - 1300

Pad temperature =  24.1


                        PASS/FAIL SUMMARY

                 Bkg Quality Check:             PASSED
                 Bkg Range Check:               PASSED
                 Bkg Resolution Check:          PASSED
                 Bkg Verification Check:        PASSED
                 Magnesium Quality Check:       PASSED
                 Aluminum Quality Check:        PASSED
                 Gains Check:                   PASSED
                 Changes in Cal. Block:         PASSED
```

SDL (D) WITH (A) MANDREL w/EVR BEFORE SURVEY FIELD CHECK SUMMARY
PERFORMED: 12-Oct-2007 23:17   LAST SHOP CALIBRATION: 19-Sep-2007 11:22

```
                                                          CONTROL LIMIT
                           SHOP      BEFORE     CHANGE     ON CHANGE
                         ______    ________    ______    ____________

     Near (B+D+P+L) cps   1810.2     1800.0     -10.2      +/-  17.0
     Far  (B+D+P+L) cps    927.6      923.7      -3.9      +/-  16.5
     Near Resolution         9.15       9.19     0.04      +/-   0.5
     Far  Resolution         9.65       9.52    -0.13      +/-   1.0

Pad temperature =  16.0


                        PASS/FAIL SUMMARY

                 Bkg Quality Check:             PASSED
                 Bkg Resolution Check:          PASSED
                 Bkg Verification Check:        PASSED
```

SDL (D) WITH (A) MANDREL w/EVR AFTER SURVEY FIELD CHECK SUMMARY
PERFORMED: 13-Oct-2007 01:29   LAST SHOP CALIBRATION: 19-Sep-2007 11:22

```
                                                          CONTROL LIMIT
                          BEFORE     AFTER     CHANGE     ON CHANGE
                         ______    _______    ______    ____________

     Near (B+D+P+L) cps   1800.0     1809.6       9.6     +/-  18.9
     Far  (B+D+P+L) cps    923.7      923.4      -0.3     +/-  17.8
     Near Resolution         9.2        9.1      -0.1     +/-   0.5
     Far  Resolution         9.5        9.6       0.0     +/-   1.0

Pad temperature =  16.0


                        PASS/FAIL SUMMARY

                 Bkg Quality Check:             PASSED
                 Bkg Resolution Check:          PASSED
                 Bkg Verification Check:        PASSED
```

SDL-D CALIPER: A MANDREL SHOP CALIBRATION SUMMARY

PERFORMED: 19-Sep-2007 11:41 LAST SHOP CALIBRATION: 03-Aug-2007 11:55
SERIAL NUMBER: I714M741 MODEL: SDL-DA
TRUCK UNIT NUMBER: 10549599 PROGRAM VERSION: 5.7
PERFORMED BY: G. ROUSSEAU

	MEASURED	CALIBRATED	UNITS
VALUE 1	8.058	8.000	INCH
VALUE 2	15.767	16.000	INCH
GAIN	0.00811		
OFFSET	-11.09		

SDL-D CALIPER: A MANDREL BEFORE SURVEY FIELD CHECK SUMMARY

PERFORMED: 12-Oct-2007 23:32 LAST SHOP CALIBRATION: 19-Sep-2007 11:41

	SHOP	FIELD	UNITS
VALUE 1	8.000	7.739	INCH

SDL-D CALIPER: A MANDREL AFTER SURVEY FIELD CHECK SUMMARY

PERFORMED: 13-Oct-2007 01:07 LAST SHOP CALIBRATION: 19-Sep-2007 11:41

	BEFORE	AFTER	UNITS
VALUE 1	7.739	7.739	INCH

MICROLOG SHOP CALIBRATION SUMMARY

PERFORMED: 19-Sep-2007 11:38 LAST SHOP CALIBRATION: 03-Aug-2007 11:58
SERIAL NUMBER: I714M741 MODEL: SDL_DA
TRUCK UNIT NUMBER: 10549599 PROGRAM VERSION: 5.7
PERFORMED BY: G. ROUSSEAU

	MICROLOG NORMAL		MICROLOG LATERAL		
	MEASURED	CALIBRATED	MEASURED	CALIBRATED	UNITS
TOOL ZERO	0.06	-0.04	0.05	0.01	OHM-M
CAL POINT #1	-0.04	0.00	0.04	0.00	OHM-M
CAL POINT #2	20.03	20.00	19.97	20.00	OHM-M
INTERNAL REFERENCE	20.05	20.02	20.07	20.11	OHM-M

MICROLOG BEFORE SURVEY FIELD CHECK SUMMARY

PERFORMED: 12-Oct-2007 23:13 LAST SHOP CALIBRATION: 19-Sep-2007 11:38

	MICROLOG NORMAL		MICROLOG LATERAL		
	SHOP	FIELD	SHOP	FIELD	UNIT
TOOL ZERO	-0.04	-0.03	0.01	-0.01	OHM-M
INTERNAL REFERENCE	20.02	20.01	20.11	20.11	OHM-M

MICROLOG AFTER SURVEY FIELD CHECK SUMMARY

PERFORMED: 13-Oct-2007 01:13 LAST SHOP CALIBRATION: 19-Sep-2007 11:38

	MICROLOG NORMAL		MICROLOG LATERAL		
	BEFORE	AFTER	BEFORE	AFTER	UNIT
TOOL ZERO	-0.03	-0.02	-0.01	-0.01	OHM-M
INTERNAL REFERENCE	20.01	20.01	20.11	20.11	OHM-M

ENHANCED HIGH RESOLUTION IND. SHOP CALIBRATION SUMMARY

```
PERFORMED: 19-Sep-2007 12:28  LAST SHOP CALIBRATION: 03-Aug-2007 13:06
SERIAL NUMBER: 211_132        MODEL: HRI
TRUCK UNIT NUMBER: 10549599   PROGRAM VERSION: 5.7
PERFORMED BY: G. ROUSSEAL
```

HRI MASTER CALIBRATION SUMMARY

```
    TEST LOOP RESPONSE:

         1 - TEST LOOP CLOSED
                   MEASURED SIGNAL           NOMINAL
                       R         X         R         X
         HRD          1977      1972      1977      1972      MMHOS
         HRM          2839      2832      2839      2832      MMHOS

         2 - TEST LOOP OFF(SONDE ERROR)
                   MEASURED SIGNAL           NOMINAL
                       R         X         R         X
         HRD            -5       -12     +/-15     +/- 100    MMHOS
         HRM            -9       -63     +/-15     +50/-150   MMHOS

    ELECTRONICS RELATIVE GAIN:

                        SET                     NOMINAL
                   MAGNITUDE    PHASE    MAGNITUDE    PHASE
         HRD          1.01      -1.56    1. +/-0.1    0. +/-5
         HRM          1.01      -1.52    1. +/-0.1    0. +/-5

    Temperature at time of calibration was      85.5    DEG F
```

```
#############################################################
#                       **** NOTICE ****                    #
#      THE HIGH RESOLUTION INDUCTION TOOL (HRID) IS A       #
#   CONTINUAL SELF-CALIBRATING TOOL.  DURING LOGGING, THE   #
#    TOOL CONSTANTLY SELF-UPDATES ITS COEFFICIENTS.  THE    #
#    SHOP CALIBRATION IS PERFORMED UNDER VERY STRINGENT     #
#   CONDITIONS, AND SINCE THE TOOL IS SELF-CALIBRATING      #
#     DURING LOGGING, NO FIELD OR POST CALIBRATIONS ARE     #
#          AVAILABLE OR NECESSARY FOR THE HRID TOOL.        #
#############################################################
```

EXCELL-2000 Calibration Summary Table

Date: 29-Sep-2007 01:00:

Service or Signal	Shop	Before	After	Change	Tolerance
GAMMA	205	212	212	0	+/- 9.0
Snow-Block Por.(pu)	6.48	5.60	5.58	-0.02	+/- 1.50
DENSITY NEAR(B+D+P+L)	1810.2	1800.0	1809.6	9.6	+/- 18.9
DENSITY FAR (B+D+P+L)	927.6	923.7	923.4	-0.3	+/- 17.8
CALIPER VALUE 1	8.000	7.739	7.739	0.000	+/-0.5
MICLOG NORMAL	20.02	20.01	20.01	-0.00	+/- 0.8
MICLOG LATERAL	20.11	20.11	20.11	-0.00	+/- 0.8

Current EXCELL-2000 Parameter Values

Depth: 195.667
Date: 29-Sep-2007 00:54:
Service Number: 2241
Software Version: 5.8

Mnemonic	Tool	Parameter Description	Value	Units
PERF	DITSHD	PERFORATED INTERVAL	NO	
TD	DITSHD	TOTAL DEPTH	3326.	FT
CS_ANT	DITSHD	CASING DEPTH (FOR ANNOTATION)	512.	FT
ANTSPA	DITSHD	ANNOTATION LABEL SPACING	500.	Ft
GR_OK	GAMMA	DO GAMMA CALCULATIONS?	YES	
CASED	SHARED	CASED HOLE?	NO	
CASEOD	SHARED	CASING DIAMETER (OD)	4.5	Inches
MUDWT	SHARED	BOREHOLE FLUID WEIGHT	9.5	Pounds/Gal.
GRSO	GAMMA	GAMMA RAY STANDOFF	0.	Inches
BS	SHARED	BIT SIZE	7.875	Inches
DSN_OK	DSNT_X	DO DSNT_X CALCULATIONS?	YES	
DRILL	DSNT_X	TPL - NEUTRON IN SLEEVE?	NO	
BADHOL	DSNT_X	DSNT_X BAD HOLE CORRECTION	NO	
NLITH	DSNT_X	NEUTRON LITHOLOGY	SAND	
DSNSO	DSNT_X	DSNT_X STANDOFF	0.	Inches
DSNTMP	DSNT_X	DSNT_X TEMPERATURE CORRECTION	NONE	
DSNPRS	DSNT_X	DSNTX PRESSURE CORRECTION	NONE	
VLDTMP	DSNT_X	IS DSNT_X TEMPERATURE VALID?	YES	
SDL_OK	SDL_DA	DO SDL CALCULATIONS?	YES	
EVR_OK	SDL_DA	DO SDL EVR CALCULATIONS?	YES	
AIR	SDL_DA	AIR FILLED BOREHOLE?	NO	
LOGB	SDL_DA	LOGGING CAL BLOCKS?	NO	
SDLTC	SDL_DA	SDL TEMPERATURE CORRECTION?	YES	
MUDT	SDL_DA	MUD CORRECTION TYPE?	NONE	
RHOMAT	SHARED	MATRIX DENSITY	2.65	Grams/CC
RHOFLU	SHARED	FLUID DENSITY	1.	Grams/CC
CAL_OK	CAL_DA	DO CALIPER CALCULATIONS?	YES	
AHVOK	CAL_DA	DO ANNULAR VOLUME CALCULATION?	YES	
MLOGOK	MIC_SD	DO MICRO-LOG CALCULATIONS?	YES	
FASTOK	BCS	DO FAST CALCULATIONS?	YES	
WYLIE	BCS	ACOUSTIC POROSITY EQUATION	HLSP	
DTSHA	BCS	DELTA T SHALE	100.	uSec/Ft.
DTMAT	BCS	DELTA T MATRIX	55.5	uSec/Ft.
DTFLU	BCS	DELTA T FLUID?	189.	uSec/Ft.
DTFT	BCS	USE 1 OR 2 FT DT FOR POROSITY	2	Feet
ARCHA	SHARED	ARCHIE A	0.81	
ARCHM	SHARED	ARCHIE M	2.	
FSEL	SHARED	POROSITY SELECTION FOR F	ACOU	
USEFIX	BCS	USE MINIMUM FIXED THRESHOLD.	NO	
USENOI	BCS	USE NOISE THRESHOLD FOR PICK.	NO	
TDU_OK	TDUF	USE TDU DISPLAY CONTROLS?	YES	
HRI_OK	HRIDE	DO HRI INDUCTION CALCULATION?	YES	
DFL_OK	HRIDE	DO DFL CALCULATIONS?	YES	
PYRITE	HRIDE	PYRITE SWITCH	NO	OHMM
CASING	HRIDE	CASING DEPTH	0.	Feet
HRIDSP	HRIDE	SPIKE REDUCTION FILTER TYPE?	DELT	
HRITC	HRIDE	HRI TEMPERATURE CORRECTION	NONE	
CTEM	HRIDE	CONST TEMPERATURE	75.	DegF
BHT	HRIDE	BOTTOM HOLE TEMPERATURE	175.	Degrees F.
TSURF	HRIDE	SURFACE TEMPERATURE	60.	Degrees F
BHD	HRIDE	BOTTOM HOLE DEPTH	3326.	Feet
SP	HRIDE	USE DIGITAL SP?	NO	
SP_OF	HRIDE	SPONTANEOUS POTENTIAL OFFSET	0.	
RMUD	HRIDE	MUD RESIST AT SURFACE (0=Air)	2.	OHMM
TRM	HRIDE	TEMPERATURE OF MUD	75.	DEGF
RRMIN	HRIDE	MINIMUM RESISTIVITY FOR MAP?	0.2	OHMM
RRMAX	HRIDE	MAXIMUM RESISTIVITY FOR MAP?	200.	OHMM
XPHLOC	XP_RWA	CROSSPLOT SELECTION FOR XPOR	XPLT	

QUAD COMBO
HRI/BCS/SDL/DSN

Excell 2000 Tool String Diagram

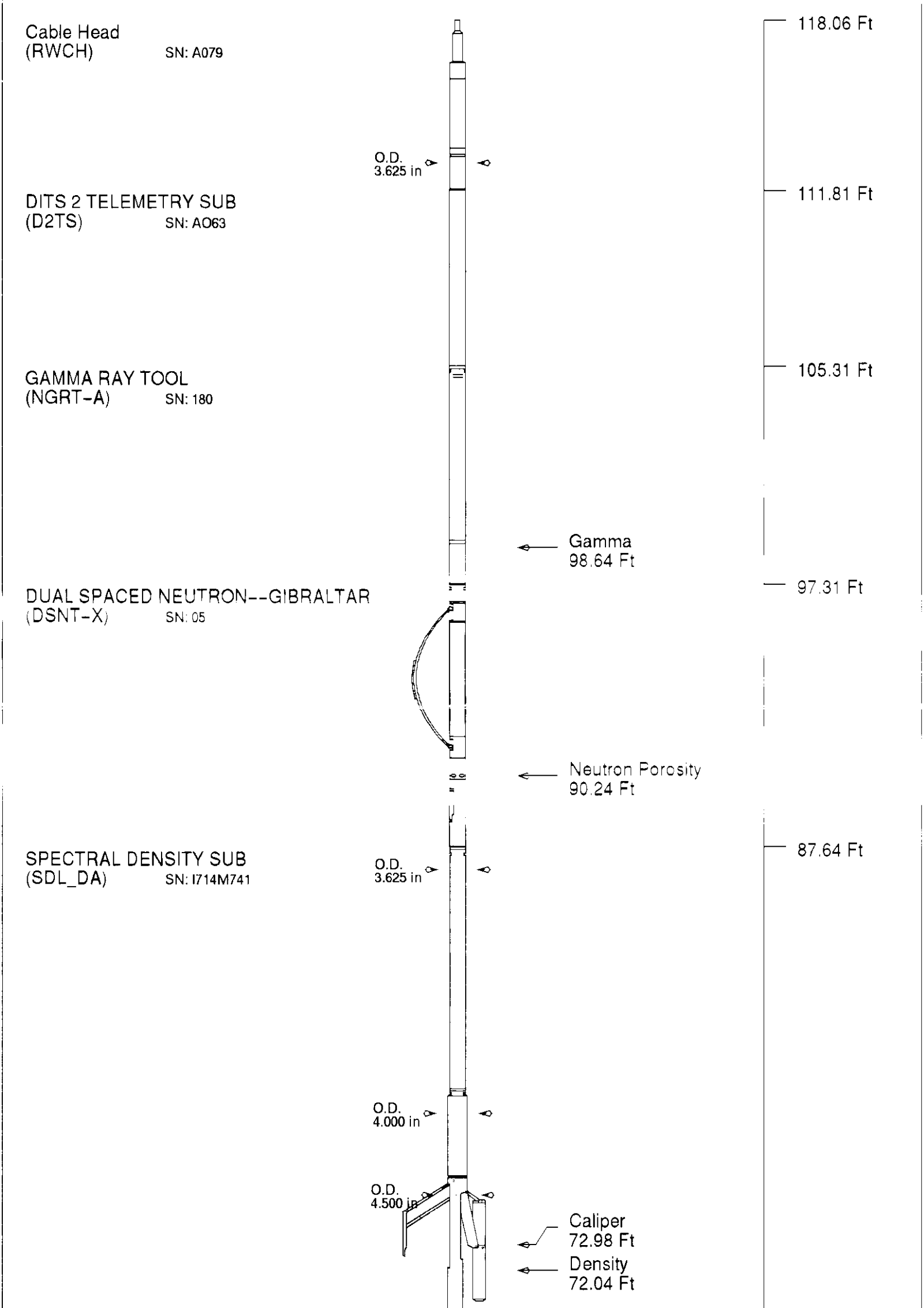

KNUCKLE JOINT
(KNUC)

M305B BCS 2XMTR - 2RCVR
(BCSD) SN: 264

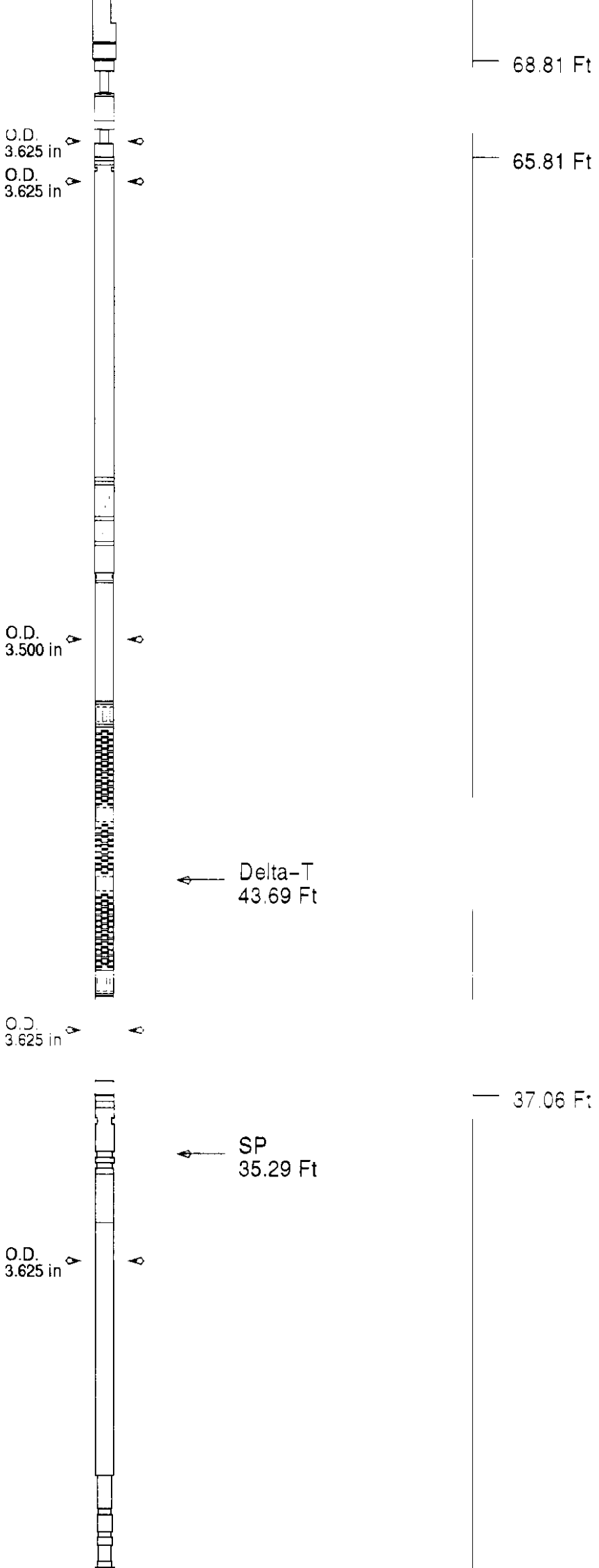

ENHANCED HIGH RESOLUTION IND.
(HRI) SN: 211_132

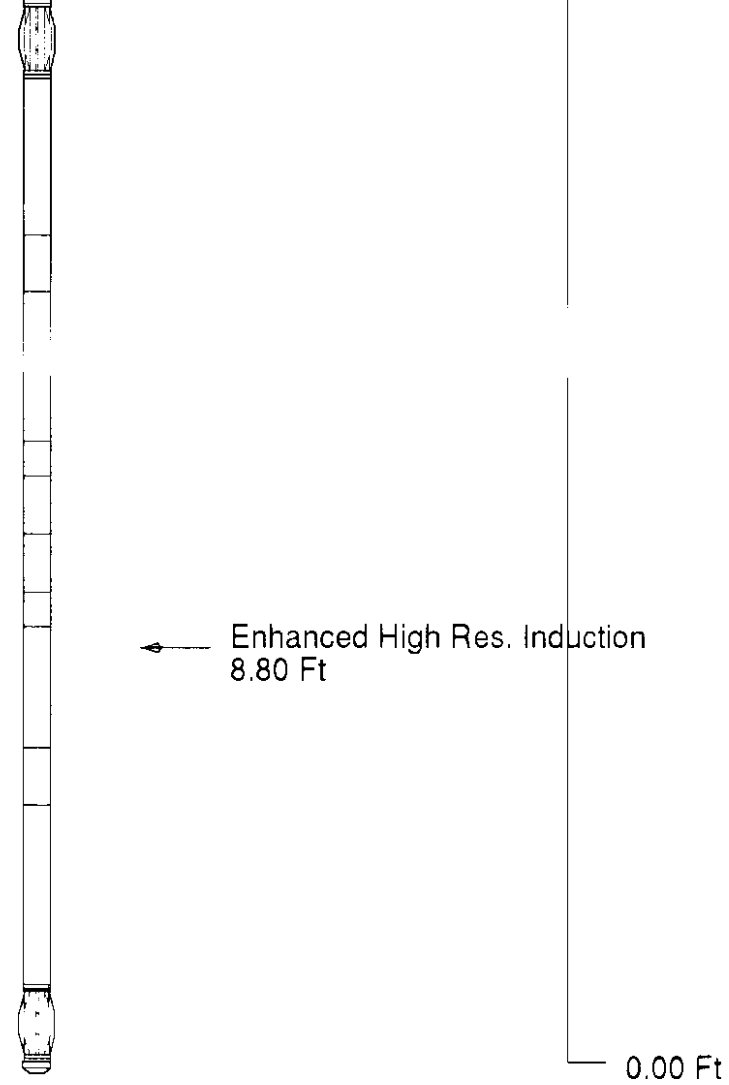

Tool Mnemonic	Length (Ft)	Weight In Air (lbs)	Logging Speed (Ft/min)
RWCH	6.25	135.00	N/A
D2TS	6.50	100.00	N/A
NGRT-A	8.00	151.80	60.00
DSNT-X	9.67	150.00	60.00
SDL_DA	18.83	475.00	60.00
KNUC	3.00	75.00	N/A
BCSD	28.75	515.00	60.00
HRI	37.06	445.00	100.00
Tool String	118.06	2046.80	60.00

COMPANY	ENERFIN RESOURCES		
WELL	STEGOSAUR 11-34-75B		
FIELD	MIST		
COUNTY	COLUMBIA	STATE	OR

HALLIBURTON

QUAD COMBO
HRI/BCS/SDL/DSN

5"=100'