Schlumberger

RAW DIPMETER

CSU

COMPANY: REICHHOLD ENERGY CORPORATION

WELL: COLUMBIA COUNTY 23-4

FIELD: MIST
COUNTY: COLUMBIA
STATE: OREGON

LOCATION: 1666' NORTH & 436' WEST
OF SOUTH 1/4 CORNER
SEC: 4 TWP: 6N RGE: 5W

OTHER SERVICES-
DIL
SONIC
FDC/CNL/GR

PERMANENT DATUM: GL
ELEV. OF PERM. DATUM: 745.1 F
LOG MEASURED FROM: KB
11.4 F ABOVE PERM. DATUM
DRLG. MEASURED FROM: KB

ELEVATIONS-
KB: 756.5 F
DF:
GL: 745.1 F

PROGRAM
TAPE NO:
26.2
SERVICE
ORDER NO:
432179

DATE: 29 NOV 84
RUN NO: 1

DEPTH-DRILLER: 3024.0 F
DEPTH-LOGGER: 3022.0 F
BTM. LOG INTERVAL: 3008.0 F
TOP LOG INTERVAL: 478.0 F

CASING-DRILLER: 470 F
CASING-LOGGER: 478 F
CASING: 8 5/8"

BIT SIZE: 7 7/8"
DEPTH: 3024 F

RECEIVED - PTLD
JAN 18 1985
DEPT. OF GEOLOGY
& MINERAL INDUS.

TYPE FLUID IN HOLE: GEL/LIGNO.
DENSITY: 9.7 LB/G
VISCOSITY: 40.0 S
PH: 9.0
FLUID LOSS: 5.6 C3
SOURCE OF SAMPLE: FLOWLINE
RM: 3.010 OHMM AT 52.0 DEGF
RMF: 3.350 OHMM AT 42.0 DEGF
RMC: 3.720 OHMM AT 47.0 DEGF
SOURCE RMF/RMC: MEAS/MEAS
RM AT BHT: 1.691 OHMM AT 98.0 DEGF
RMF AT BHT: 1.563 OHMM AT 98.0 DEGF
RMC AT BHT: 1.913 OHMM AT 98.0 DEGF

TIME CIRC. STOPPED: 18:00 11-28
TIME LOGGER ON BTM.: 10:00 11-29

MAX. REC. TEMP: 98.0 DEGF

LOGGING UNIT NO:	8178
LOGGING UNIT LOC:	SACRAMENTO
RECORDED BY:	SUTER
WITNESSED BY:	ALGER/MEYER

REMARKS:

SALINITY : 500 PPM CL-
REPEATS DONE AT TOP DUE TO HOLE CONDITIONS

EQUIPMENT NUMBERS-

HDM 1176 DAM 958 HDS 727

ALL INTERPRETATIONS ARE OPINIONS BASED ON INFERENCES FROM ELECTRICAL OR OTHER MEASUREMENTS AND WE CANNOT, AND DO NOT GUARANTEE THE ACCURACY OR CORRECTNESS OF ANY INTERPRETATIONS, AND WE SHALL NOT, EXCEPT IN THE CASE OF GROSS OR WILLFUL NEGLIGENCE ON OUR PART, BE LIABLE OR RESPONSIBLE FOR ANY LOSS, COSTS, DAMAGES OR EXPENSES INCURRED OR SUSTAINED BY ANYONE RESULTING FROM ANY INTERPRETATION MADE BY ANY OF OUR OFFICERS, AGENTS OR EMPLOYEES. THESE INTERPRETATIONS ARE ALSO SUBJECT TO OUR GENERAL TERMS AND CONDITIONS AS SET OUT IN OUR CURRENT PRICE SCHEDULE.

CHANGED PARAMETERS

NAME	VALUE	UNIT	DEPTH (F)	NAME	VALUE	UNIT	DEPTH (F)

DEVI(DEG)
-1.000 9.0000
RB (DEG)
-40.00 360.00
AZIM(DEG)
-40.00 360.00

C2 (IN)
26.000 6.0000
C1 (IN)
26.000 6.0000

FILE

2

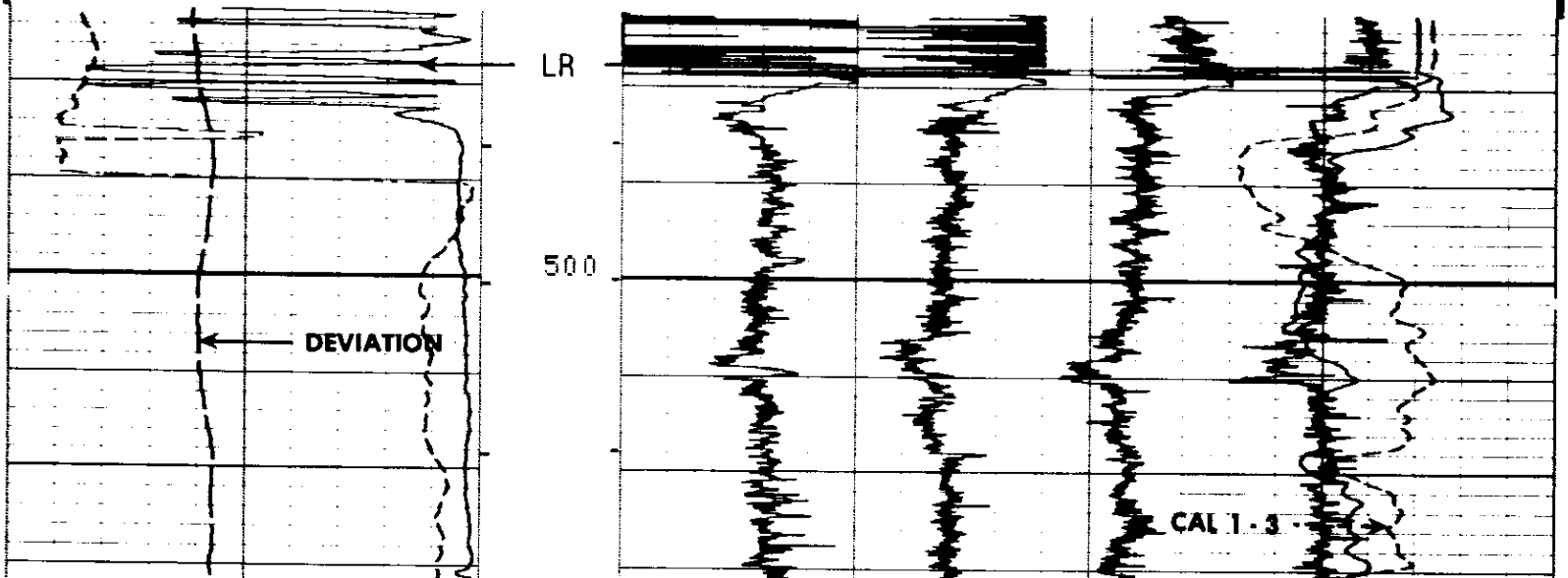

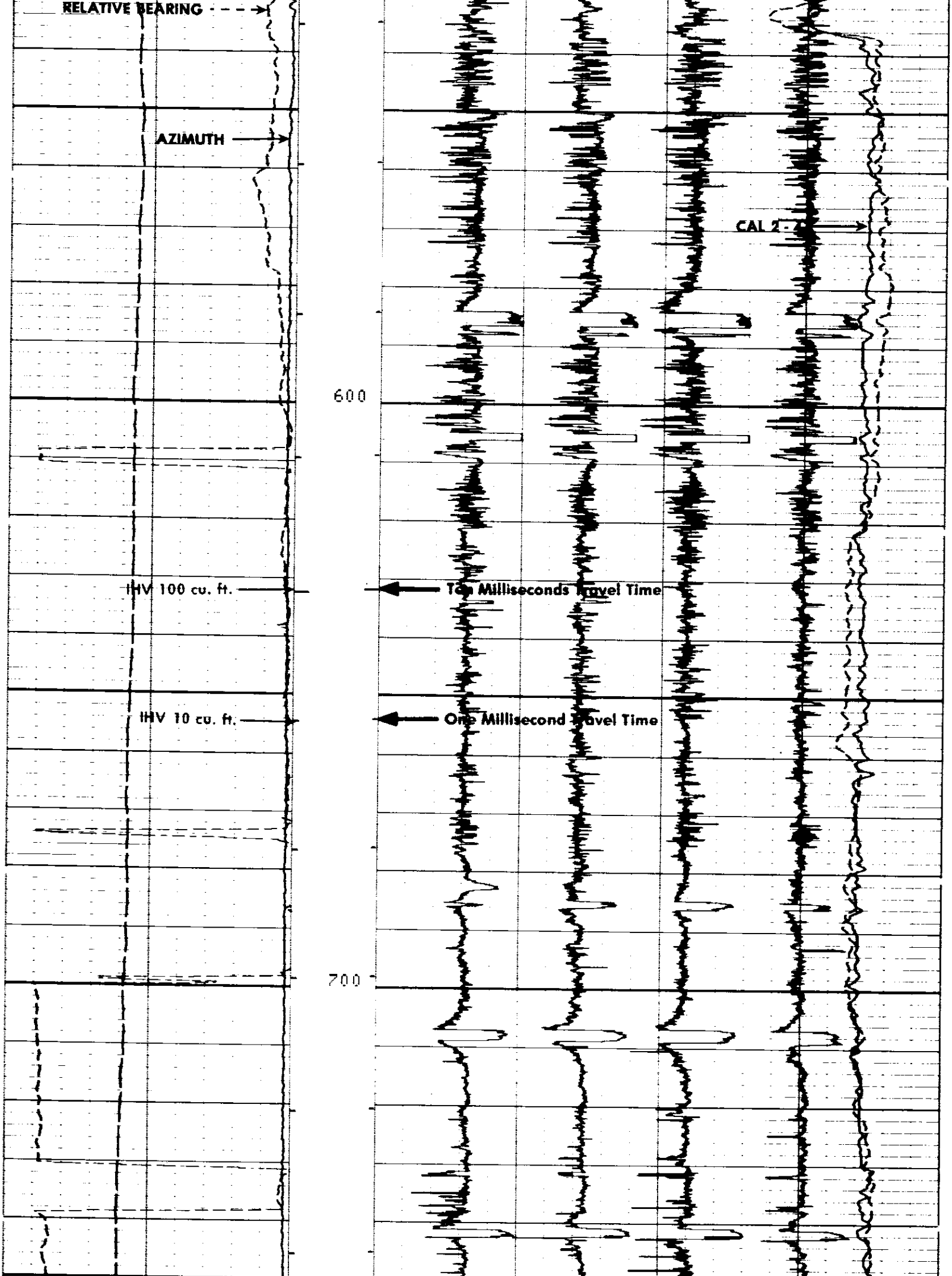

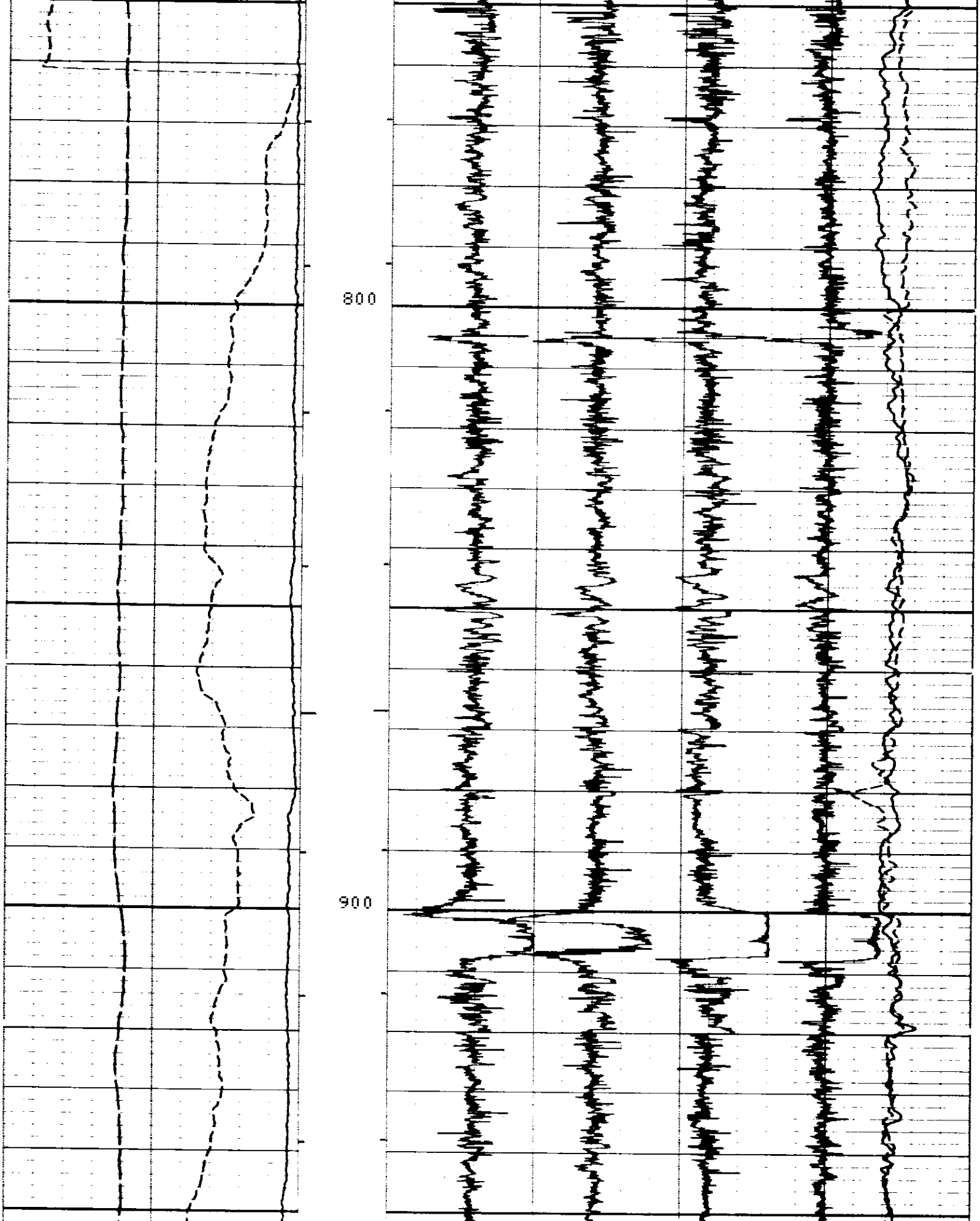

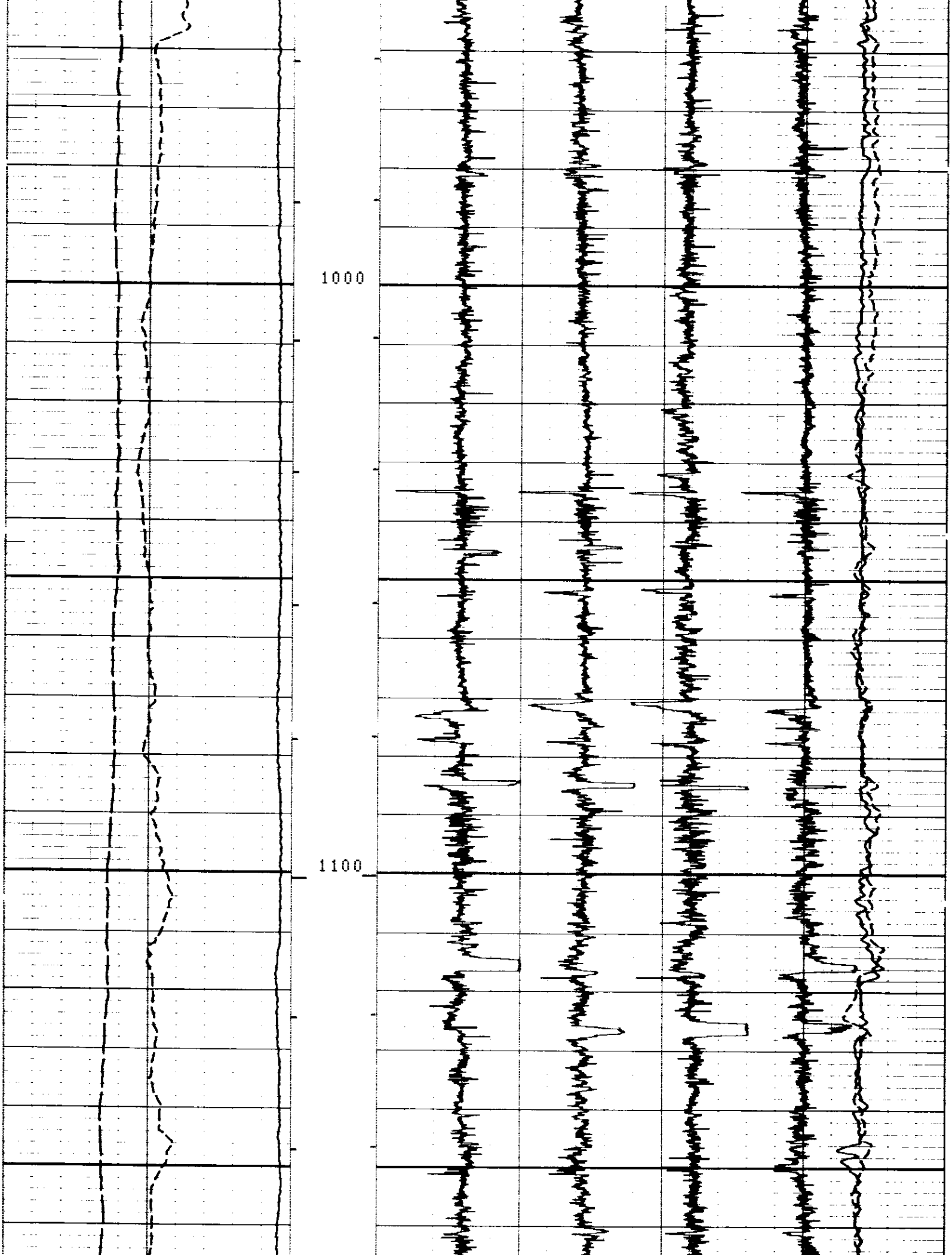

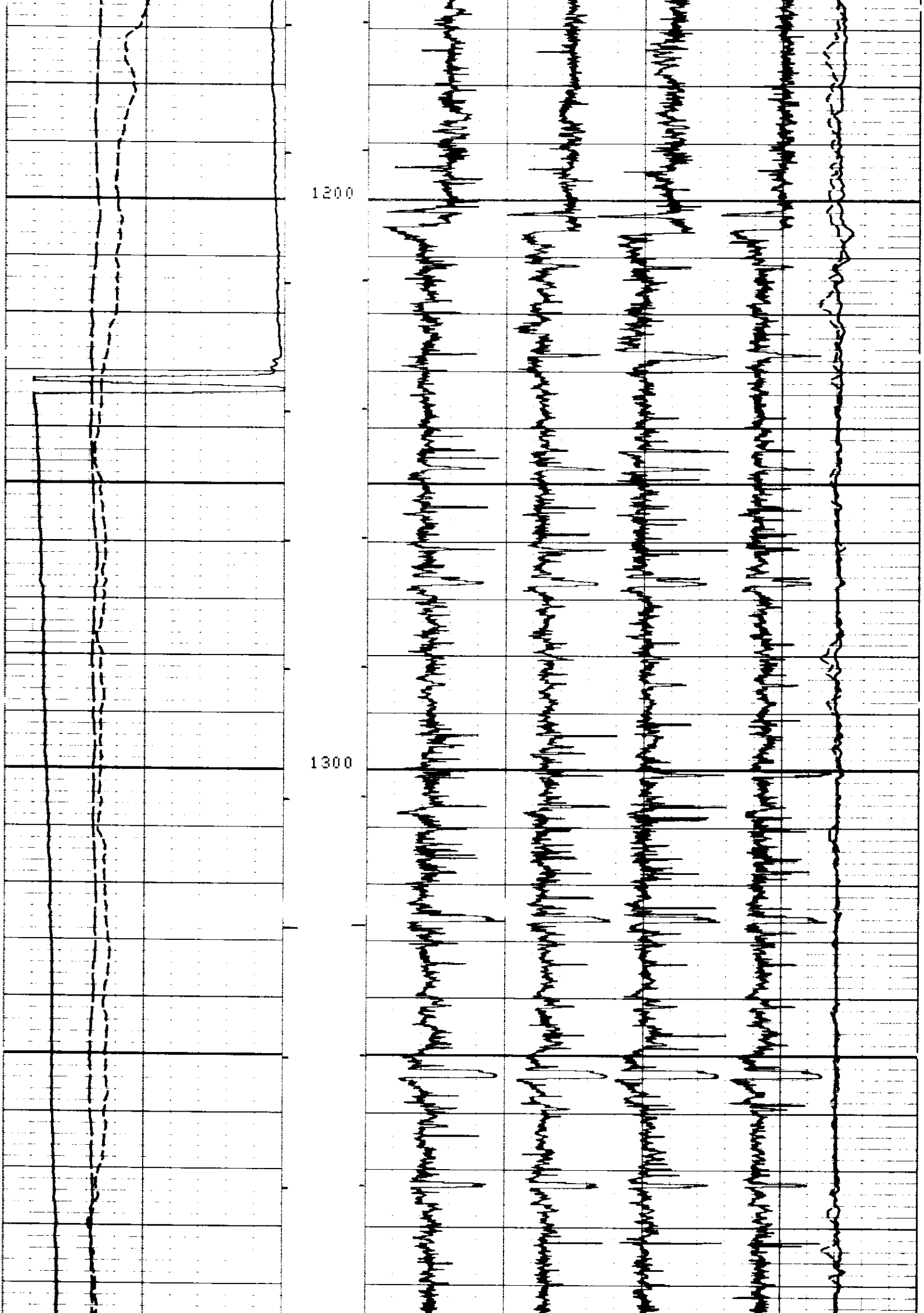

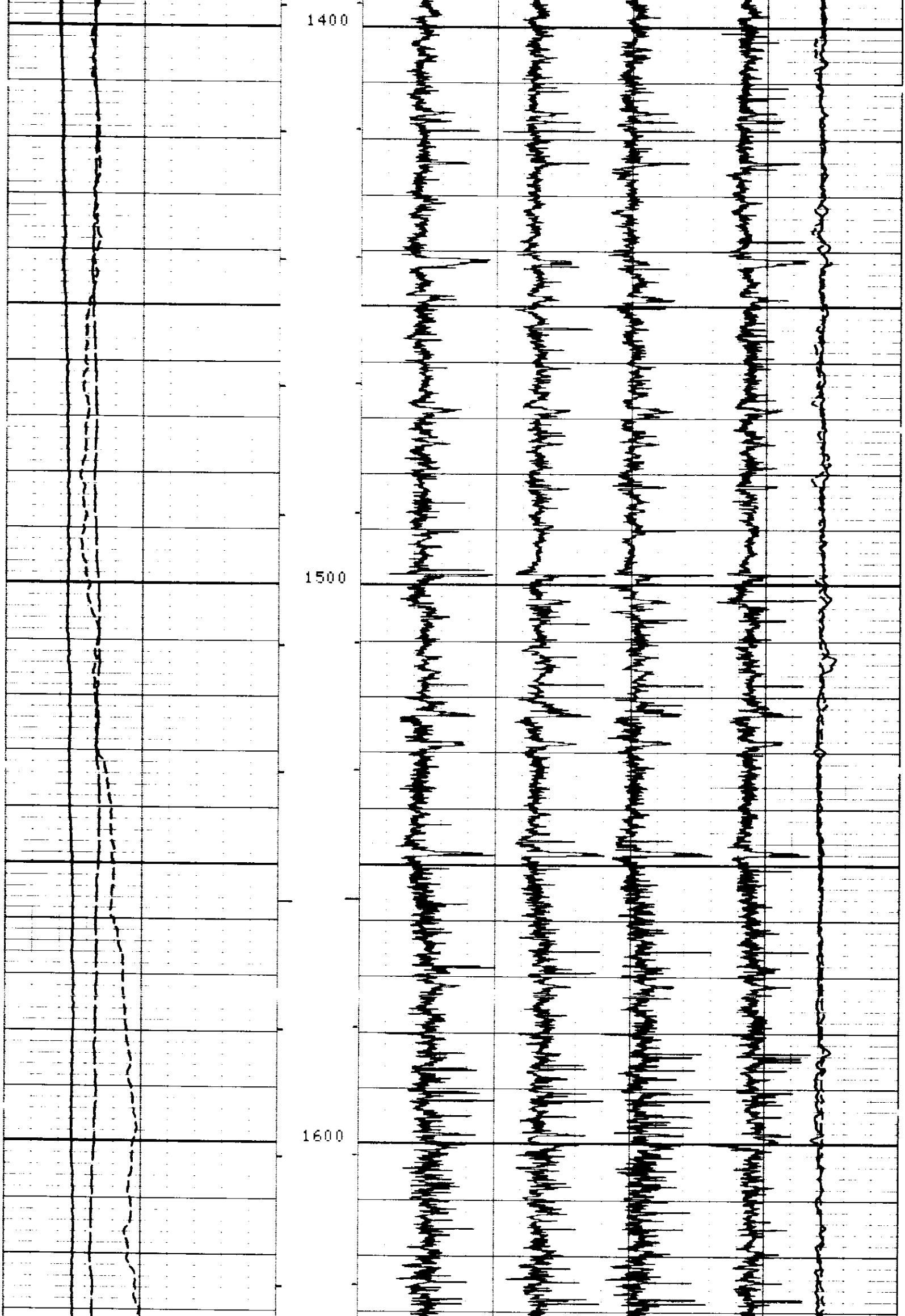

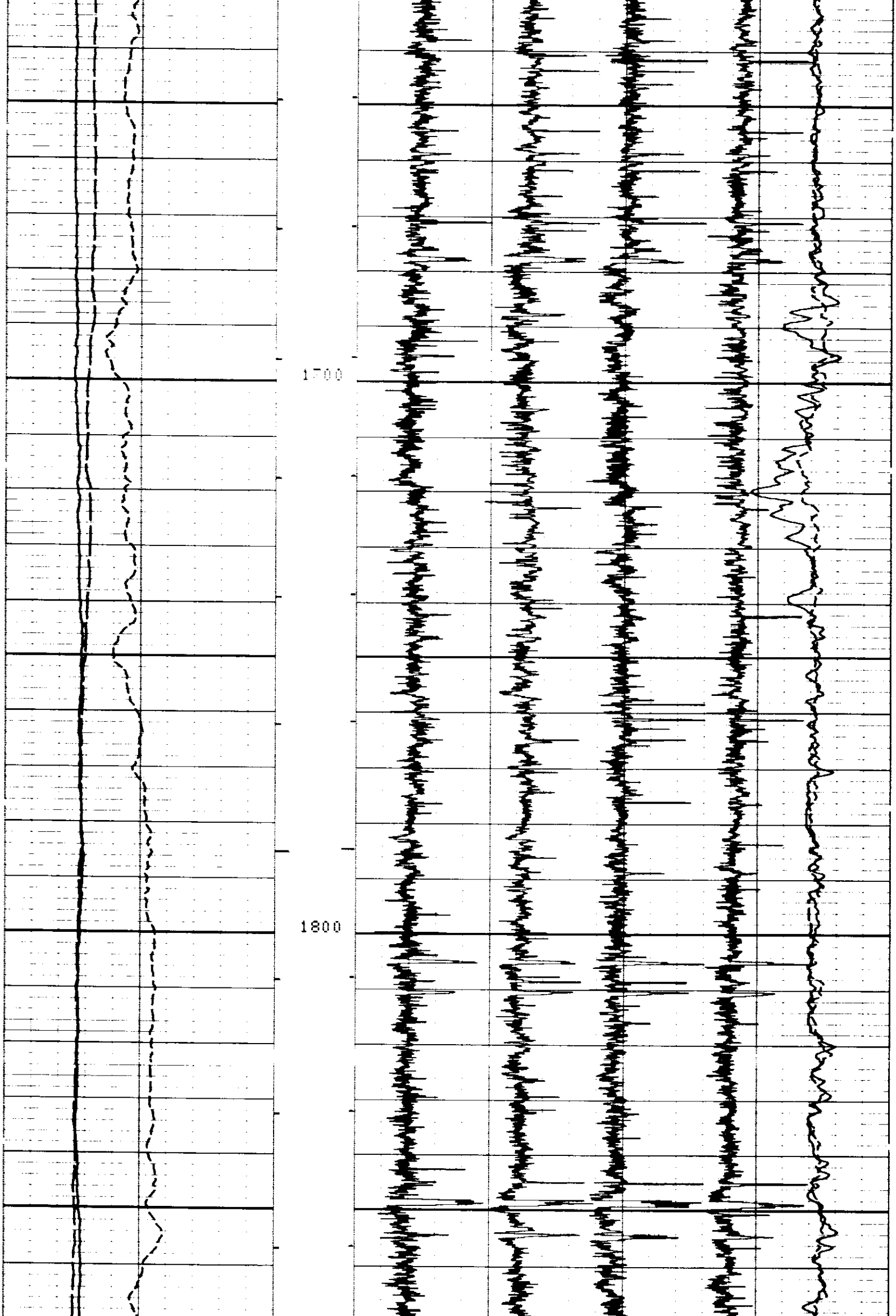

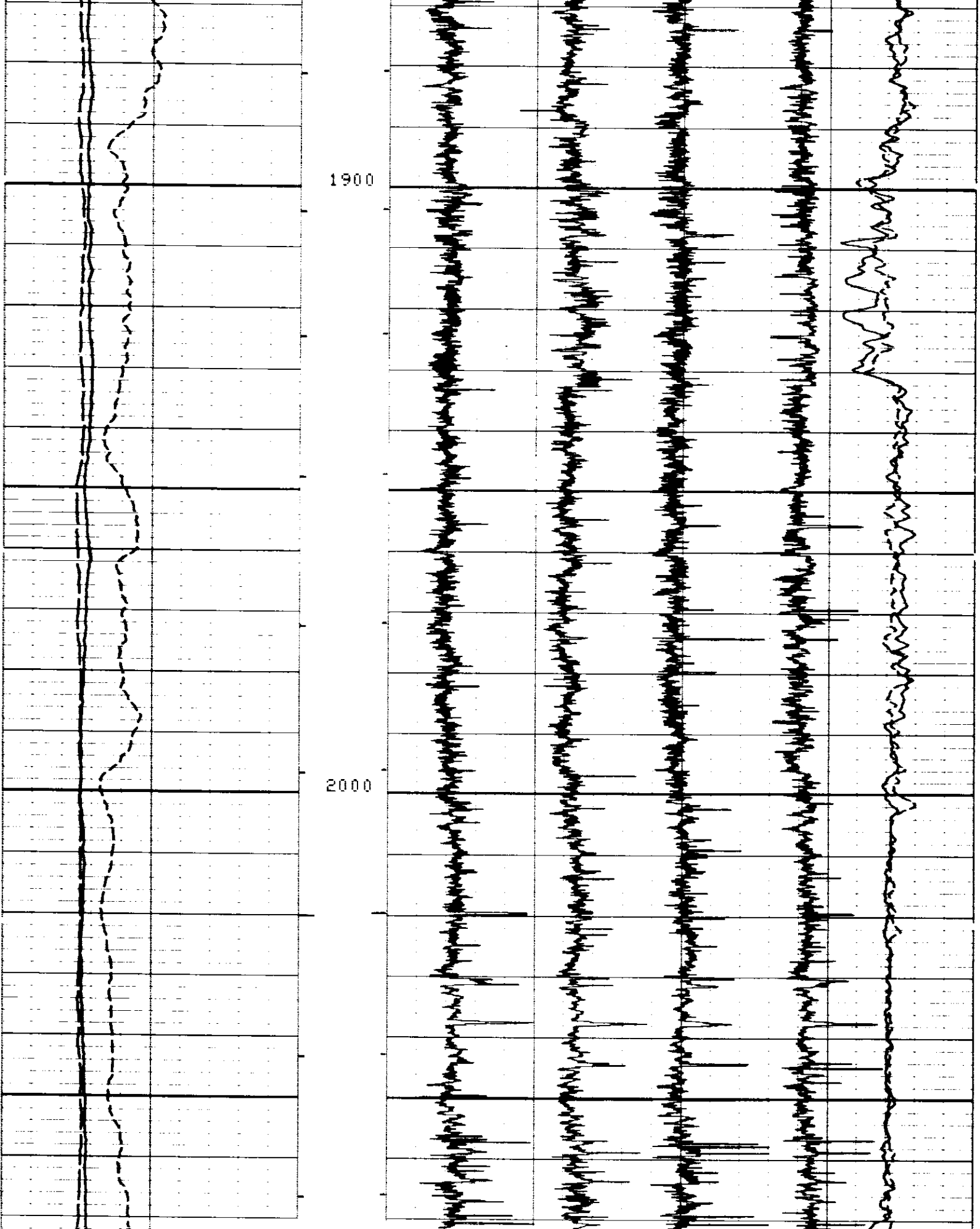

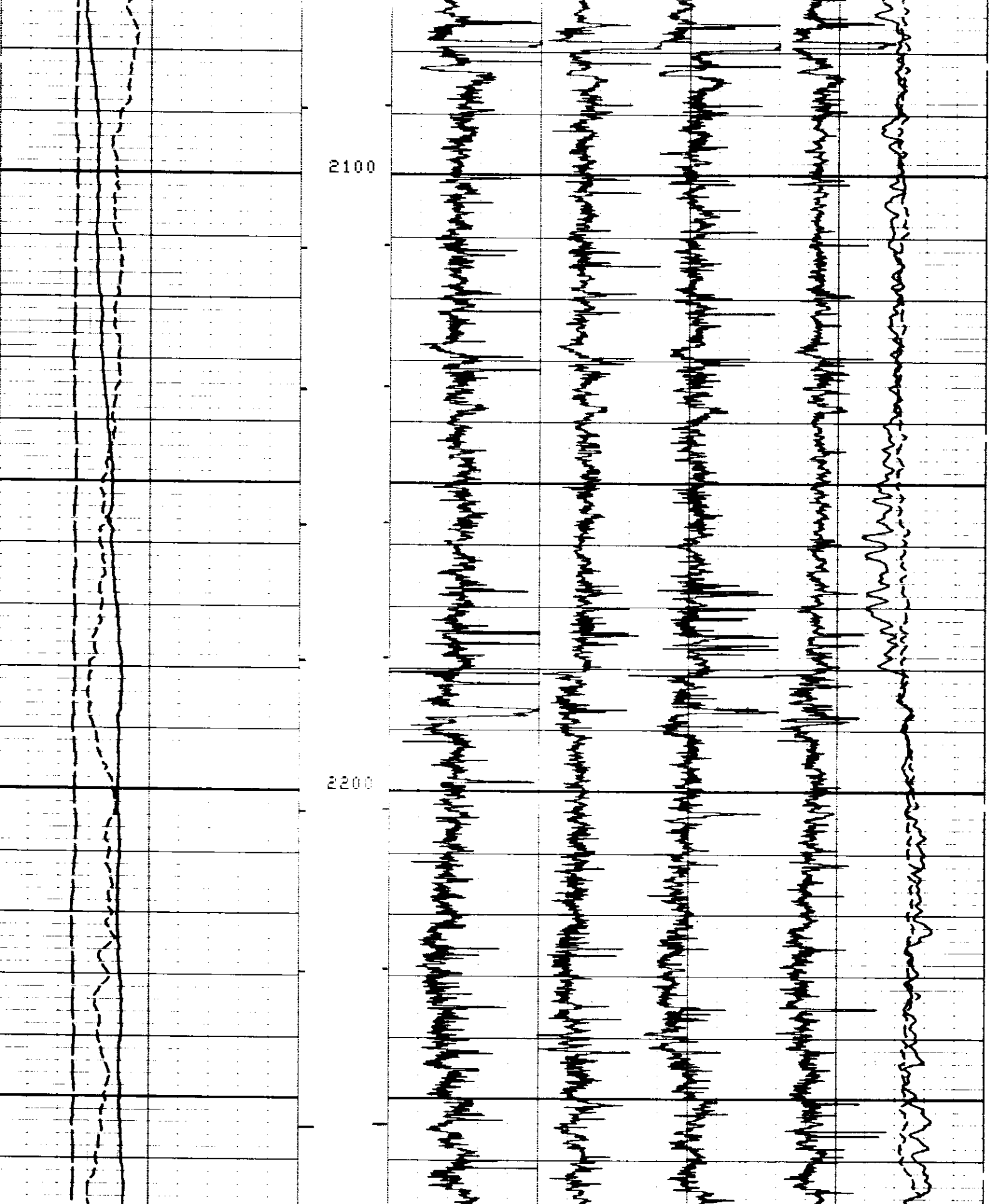

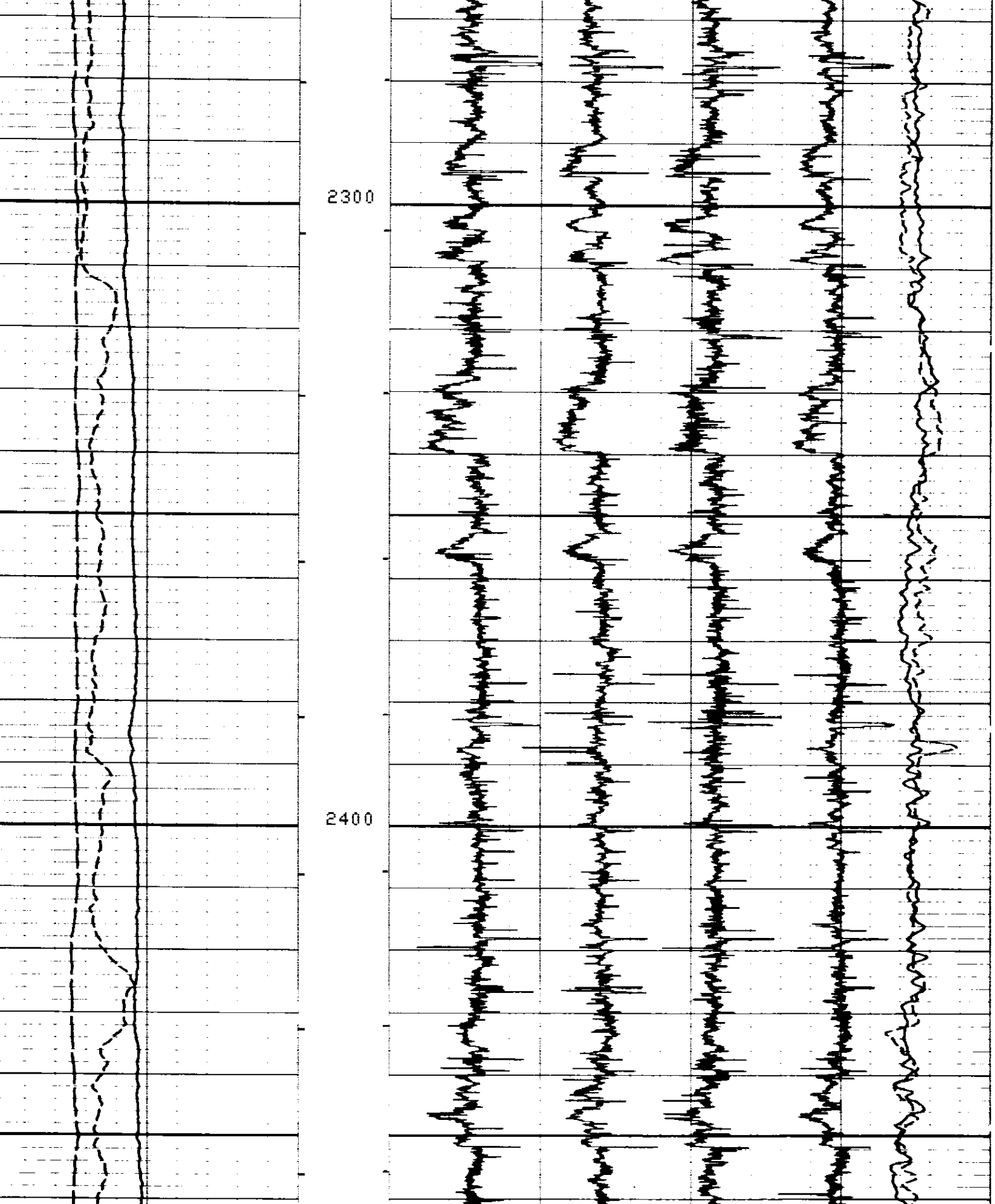

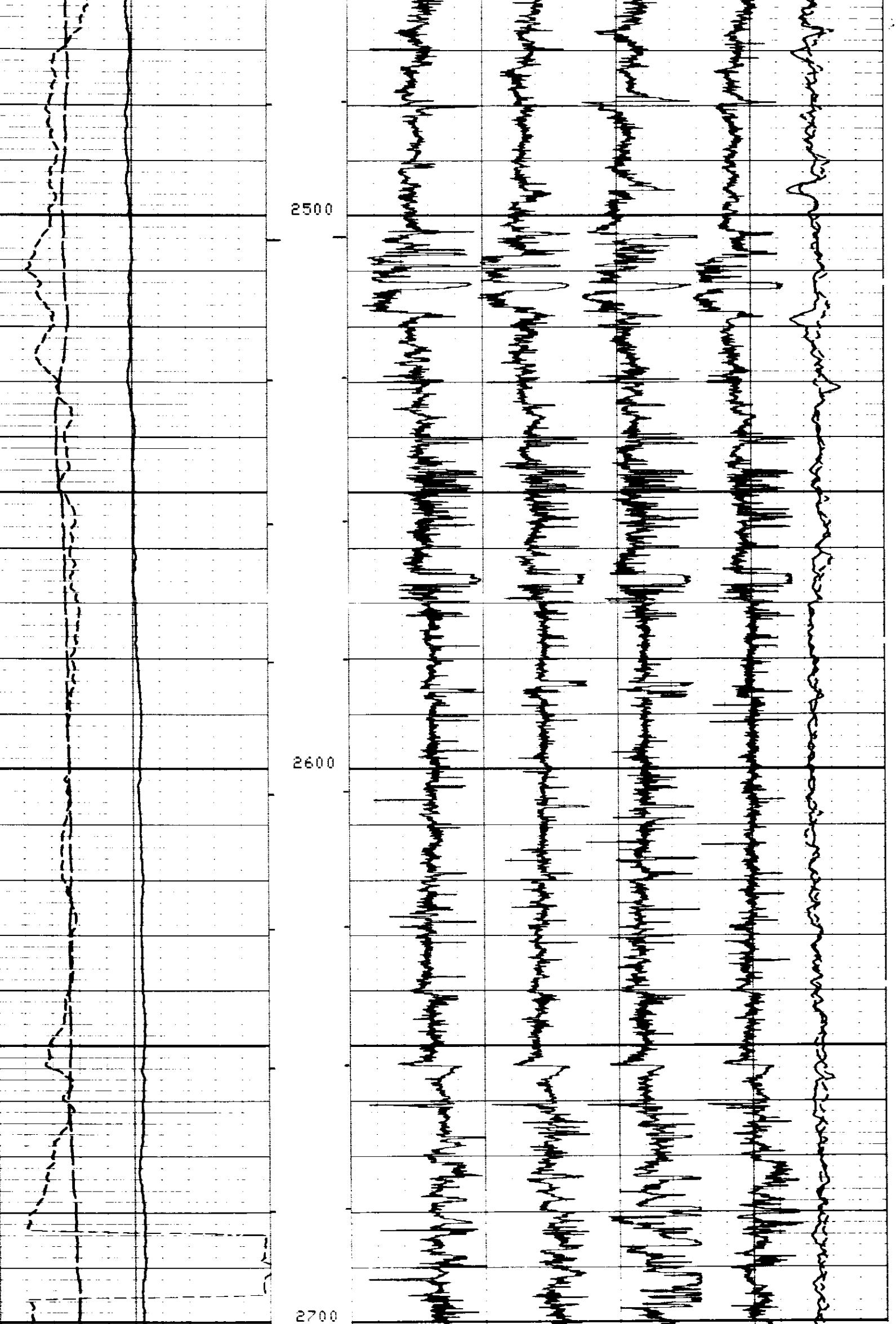

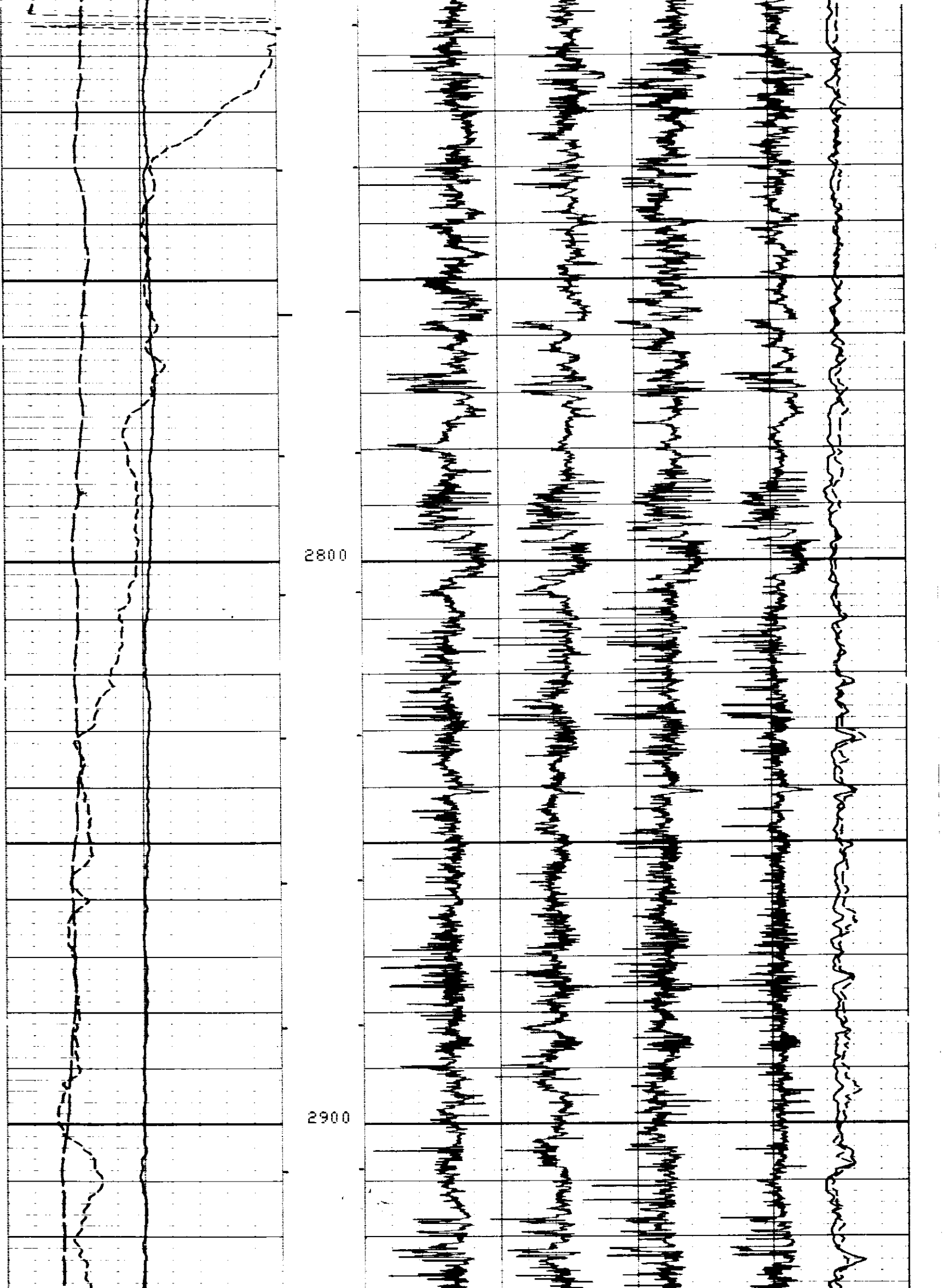

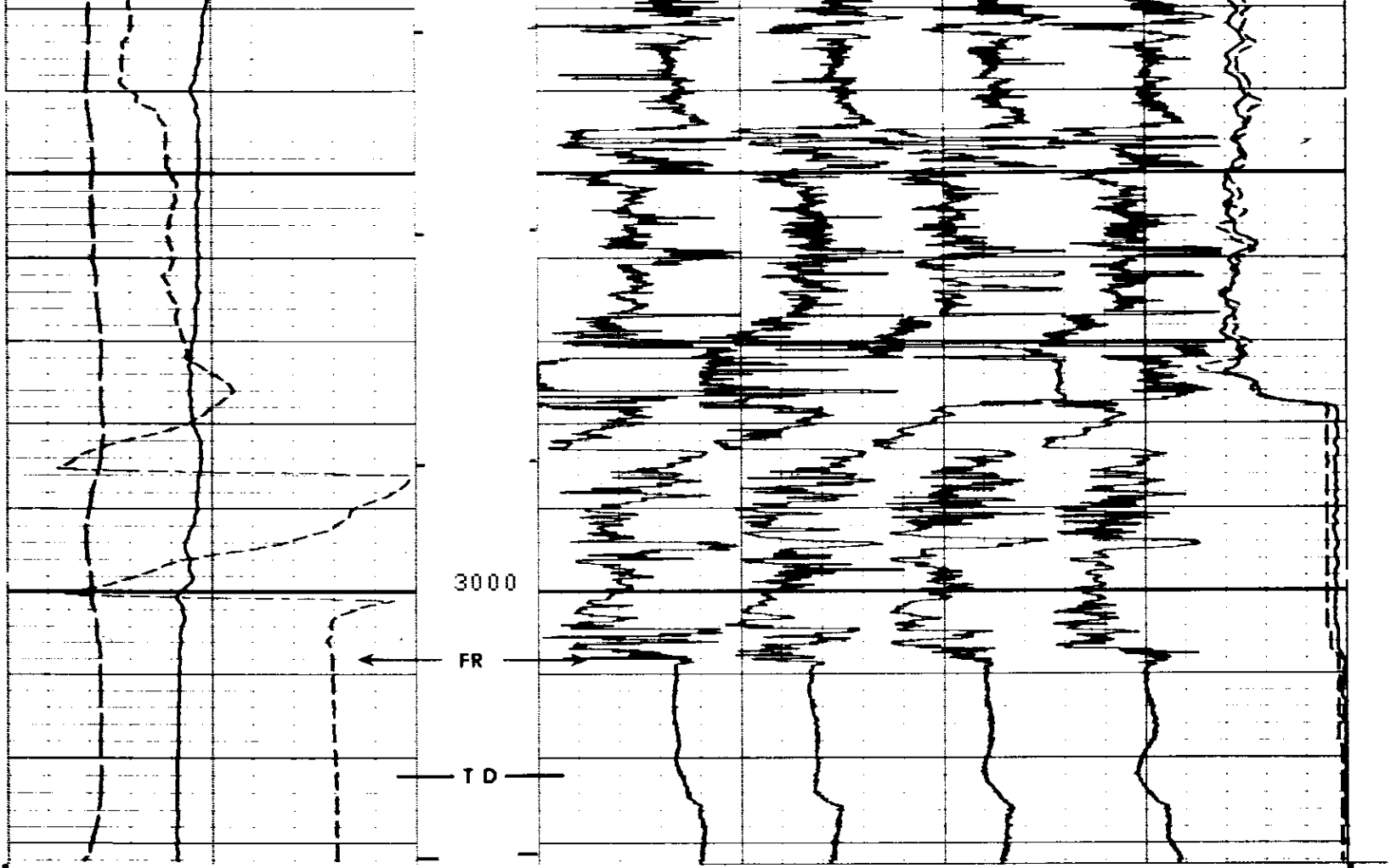

FILE

2

DEVI(DEG)			
-1.000	9.0000		
RB (DEG)		C2 (IN)	
-40.00	360.00	26.000	6.0000
AZIM(DEG)		C1 (IN)	
-40.00	360.00	26.000	6.0000

SENSOR MEASURE POINT TO TENSION REFERENCE POINT

RB	.0	FEET	AZIM	.0	FEET
FEP1	.0	FEET	DEVI	.0	FEET
REFE	.0	FEET	FEP2	.0	FEET
EMEX	.0	FEET	RC	.0	FEET
C2	.0	FEET	C1	.0	FEET
RC2	.0	FEET	RC1	.0	FEET
TEMP	.0	FEET	PP	.0	FEET
FC0	.0	FEET	TENS	.0	FEET
FC2	.0	FEET	FC1	.0	FEET
FC4	.0	FEET	FC3	.0	FEET
SHDT	.0	FEET			

PARAMETERS

NAME	VALUE	UNIT	NAME	VALUE	UNIT
PVUM	1.00000		BS	7.87500	IN
STYP	HDSF		MCT	72	DEG
DO	0.0	F	BHS	OPEN	

CHANGED PARAMETERS

NAME	VALUE	UNIT	DEPTH (F)	NAME	VALUE	UNIT	DEPTH (F)

DEVI(DEG)			
-1.000	9.0000		
RB (DEG)		C2 (IN)	
-40.00	360.00	26.000	6.0000
AZIM(DEG)		C1 (IN)	
-40.00	360.00	26.000	6.0000

REPEAT SECTION

FILE

3

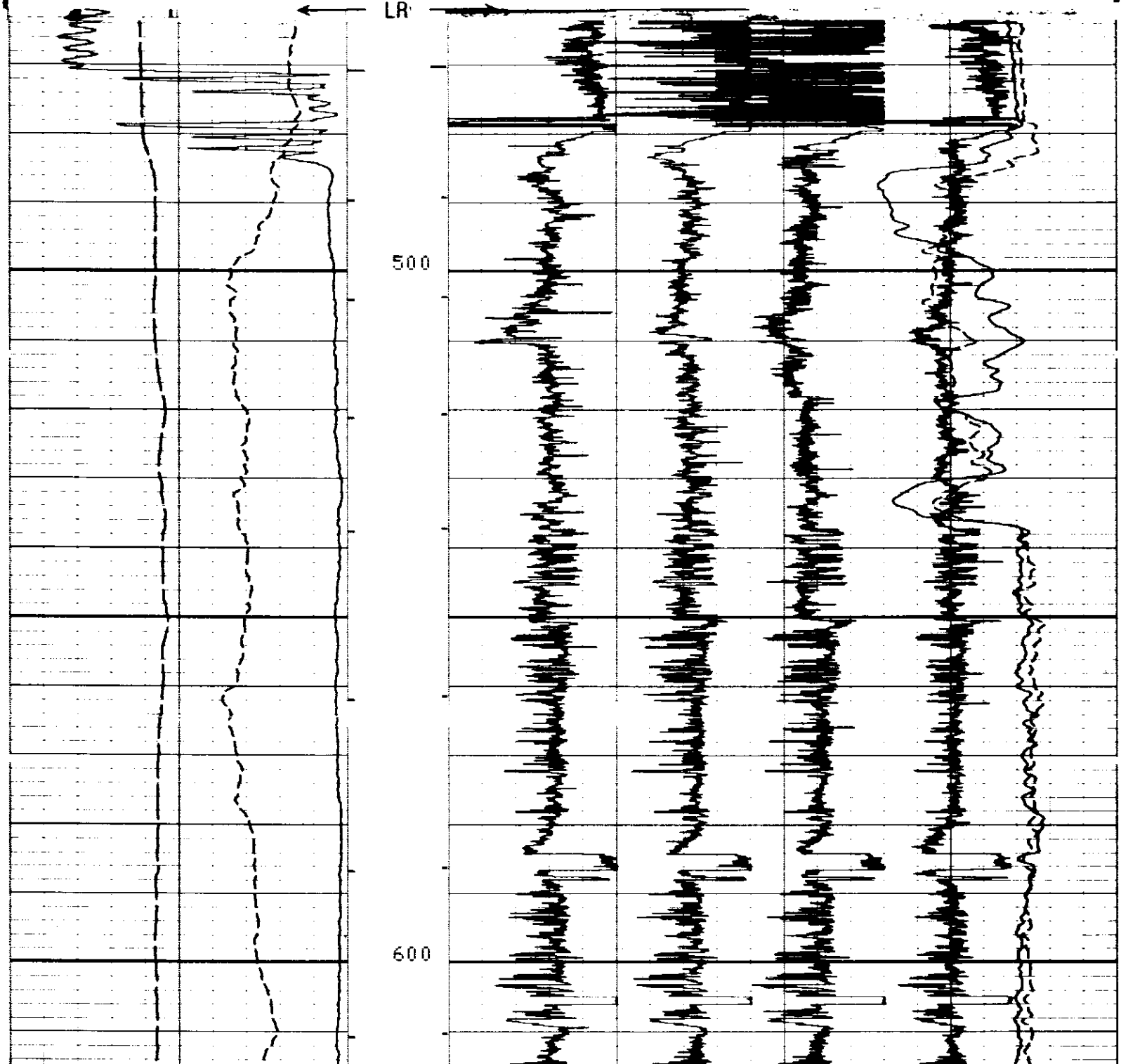

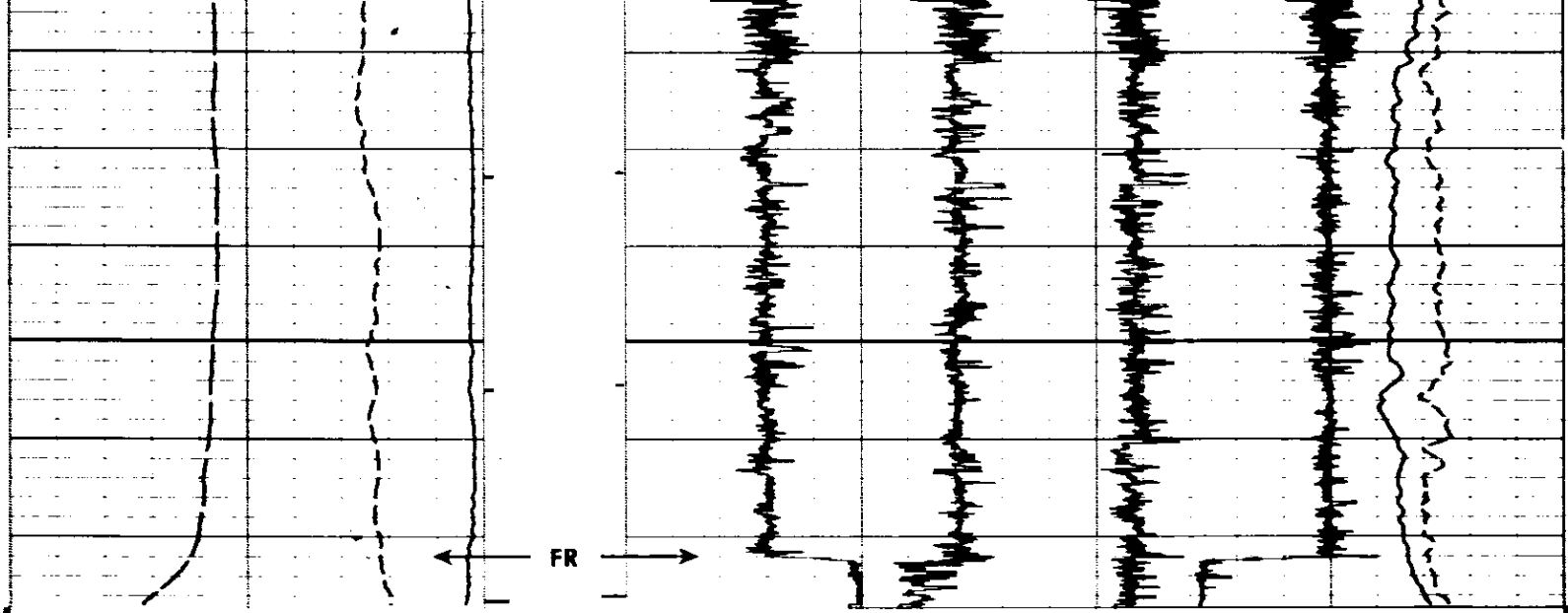

FILE

REPEAT SECTION

3

DEVI(DEG)
-1.000 9.0000
RB (DEG)
-40.00 360.00
AZIM(DEG)
-40.00 360.00

C2 (IN)
26.000 6.0000
C1 (IN)
26.000 6.0000

SENSOR MEASURE POINT TO TENSION REFERENCE POINT

RB	.0	FEET	AZIM	.0	FEET
FEP1	.0	FEET	DEVI	.0	FEET
REFE	.0	FEET	FEP2	.0	FEET
EMEX	.0	FEET	RC	.0	FEET
C2	.0	FEET	C1	.0	FEET
RC2	.0	FEET	RC1	.0	FEET
TEMP	.0	FEET	PP	.0	FEET
FC0	.0	FEET	TENS	.0	FEET
FC2	.0	FEET	FC1	.0	FEET
FC4	.0	FEET	FC3	.0	FEET
SHDT	.0	FEET			

PARAMETERS

NAME	VALUE	UNIT	NAME	VALUE	UNIT
PVUM	1.00000		BS	7.87500	IN
STYP	HDSF		MCT	72	DEG
DO	0.0	F	BHS	OPEN	

DEVI(DEG)
-1.000 9.0000
RB (DEG)
-40.00 360.00

C2 (IN)
26.000 6.0000

AZIM(DEG)

-40.00 360.00

C1 (IN)

26.000 6.0000

FILE

1



FILE

```
      DEVI(DEG )
-1.000              9.0000
      RB   (DEG )
-40.00              360.00
      AZIM(DEG )
-40.00              360.00

                               C2   (IN   )
26.000                                              6.0000
                               C1   (IN   )
26.000                                              6.0000
```

```
        SENSOR MEASURE POINT TO TENSION REFERENCE POINT

  RB       .0   FEET                     AZIM     .0   FEET
  FEP1     .0   FEET                     DEVI     .0   FEET
  REFE     .0   FEET                     FEP2     .0   FEET
  EMEX     .0   FEET                     RC       .0   FEET
  C2       .0   FEET                     C1       .0   FEET
  RC2      .0   FEET                     RC1      .0   FEET
  TEMP     .0   FEET                     PP       .0   FEET
  FC0      .0   FEET                     TENS     .0   FEET
  FC2      .0   FEET                     FC1      .0   FEET
  FC4      .0   FEET                     FC3      .0   FEET
  SHDT     .0   FEET
```

```
                          PARAMETERS

  NAME   VALUE     UNIT                  NAME   VALUE      UNIT

  PVUM 1.00000                           BS     7.87500    IN
  STYP HDSF                              MCT    72         DEG
  DO    0.0        F                     BHS    OPEN
```

```
      DEVI(DEG )
-1.000              9.0000
      RB   (DEG )
-40.00              360.00
      AZIM(DEG )
-40.00              360.00

                               C2   (IN   )
26.000                                              6.0000
                               C1   (IN   )
26.000                                              6.0000
```

FILE

3

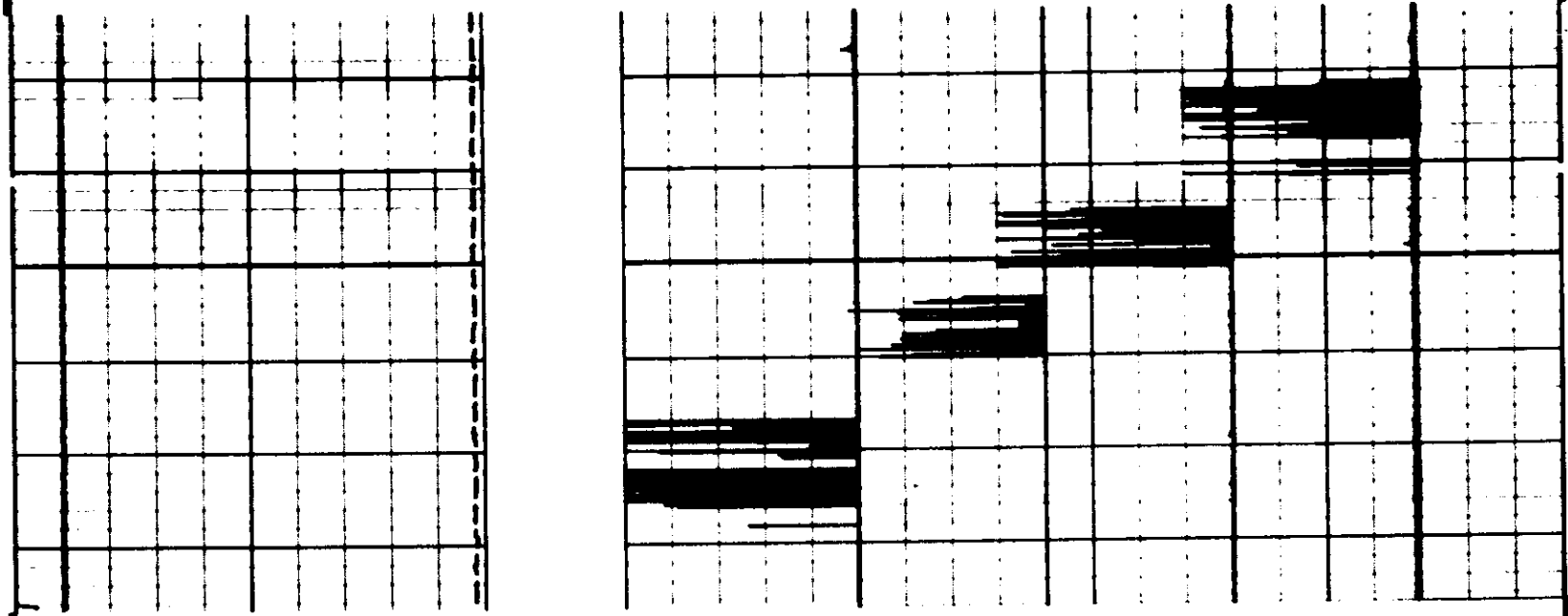

FILE

3

DEVI(DEG)	
-1.000	9.0000
RB (DEG)	
-40.00	360.00
AZIM(DEG)	
-40.00	360.00

	C2 (IN)	
26.000		6.0000
	C1 (IN)	
26.000		6.0000

SENSOR MEASURE POINT TO TENSION REFERENCE POINT

RB	.0	FEET	AZIM	.0	FEET
FEP1	.0	FEET	DEVI	.0	FEET
REFE	.0	FEET	FEP2	.0	FEET
EMEX	.0	FEET	RC	.0	FEET
C2	.0	FEET	C1	.0	FEET
RC2	.0	FEET	RC1	.0	FEET
TEMP	.0	FEET	PP	.0	FEET
FC0	.0	FEET	TENS	.0	FEET
FC2	.0	FEET	FC1	.0	FEET
FC4	.0	FEET	FC3	.0	FEET
SHDT	.0	FEET			

PARAMETERS

NAME	VALUE	UNIT	NAME	VALUE	UNIT
PVUM	1.00000		BS	7.87500	IN
STYP	HDSF		MCT	72	DEG
DO	0.0	F	BHS	OPEN	

BEFORE SURVEY CALIBRATION SUMMARY

PERFORMED: 84/11/28
PROGRAM FILE: HDT (VERSION 24.2 83/03/29)

HDTF CALIPER CALIBRATION SUMMARY

	MEASURED		CALIBRATED		
	SMALL	LARGE	SMALL	LARGE	UNITS
C1	8.5	13.1	8.0	12.0	IN
C2	9.3	13.8	8.0	12.0	IN

FILE

2