Schlumberger

CEMENT BOND LOG
VARIABLE DENSITY

COUNTY	COLUMBIA
FIELD	MIST
LOCATION	832.6'S & 1756.2'W FROM
WELL	SOCKEYE C.C. #31-15-65 RD#1
COMPANY	NAHAMA AND WEAGANT ENERGY

COMPANY NAHAMA AND WEAGANT ENERGY CO.

WELL SOCKEYE C.C. #31-15-65 RD#1

FIELD MIST

COUNTY COLUMBIA **STATE** OREGON

LOCATION
832.6'S & 1756.2'W FROM
THE NE CORNER OF...

Other Services:
CBL-GR
CET-GR
TDT-P
THANK YOU

API SERIAL NO.	SECT.	TWP.	RANGE
36-009-00294	15	6N	5W

Permanent Datum GL **Elev.** 723.2 F
Log Measured From KB 11.0 F **above Perm. Datum**
Drilling Measured From KB

Elev.: K.B. 734.2 F
D.F.
G.L. 723.2 F

Date	17-NOV-1992			
Run No.	ONE			
Depth Driller	2546.0 F			
Depth Logger (Schl.)	2388.0 F			
Btm. Log Interval	2380.0 F			
Top Log Interval	600.0 F			
Type Fluid in Hole	WATER			
Salinity NaCl				
Density				
Fluid Level				
Max. Rec. Temp.				
Deviation				
Logger on Bottom	10:00 17-NOV-92			
Equip. / **Location**	8504	SACRAMENTO		
Recorded By	JOHN LOPEZ/SCOTT PILCH			
Witnessed By	TODD THOMAS			
BOREHOLE RECORD				
Bit Size	7.875			
Depth	2546.0 F			
CASING & TUBING RECORD				
Size	4.5			
Weight	10.5000 LB/F			
Casing Top-Driller				
Casing Top-Logger				
Casing Shoe-Driller	2500.0 F			
Casing-Logger	2388.0 F			

The well name, location and borehole reference data were furnished by the customer.

All interpretations are opinions based on inferences from electrical or other measurements and we cannot, and do not guarantee the accuracy or correctness of any interpretations, and we shall not, except in the case of gross or willful negligence on our part, be liable or responsible for any loss, costs, damages or expenses incurred or sustained by anyone resulting from any interpretations made by any of our officers, agents or employees. These interpretations are also subject to Clause 4 of our General Terms and Conditions as set out in our current Price Schedule.

Run No.	ONE	
Service Order No.	454481	
Drilling Fluid Level		
Salinity		
Rmf @ BHT	@	@
Rmc @ BHT	@	@
Logging Speed	3600.0 F/HR	
EQUIPMENT DATA		
Tool Number 1	SLS-WA	
Tool Number 2	SLC-MA	
Tool Number 3	SGC-JC	
Tool Number 4	CAL-RA	
Tool Number 5	SLM-DA	
Tool Number 6	NLM-BC	
Tool Number 7		
Tool Number 8		
Tool Number 9		
Tool Number 10		
Tool Number 11		
Tool Number 12		

REMARKS:

CBL TIED INTO SWS DIL-BHC 8-NOV-92
THANK YOU FOR CHOOSING SCHLUMBERGER
YOUR CREW TODAY IS SCOTT PILCH,JOHN LOPEZ,STEVE SALVATO
NO CEMENT DATA AVAILABLE
NO PRESSURE APPLIED DURING REPEAT OR MAIN LOG
CEMENT TOP AT 706

LOGGING TOOL STRING SKETCH

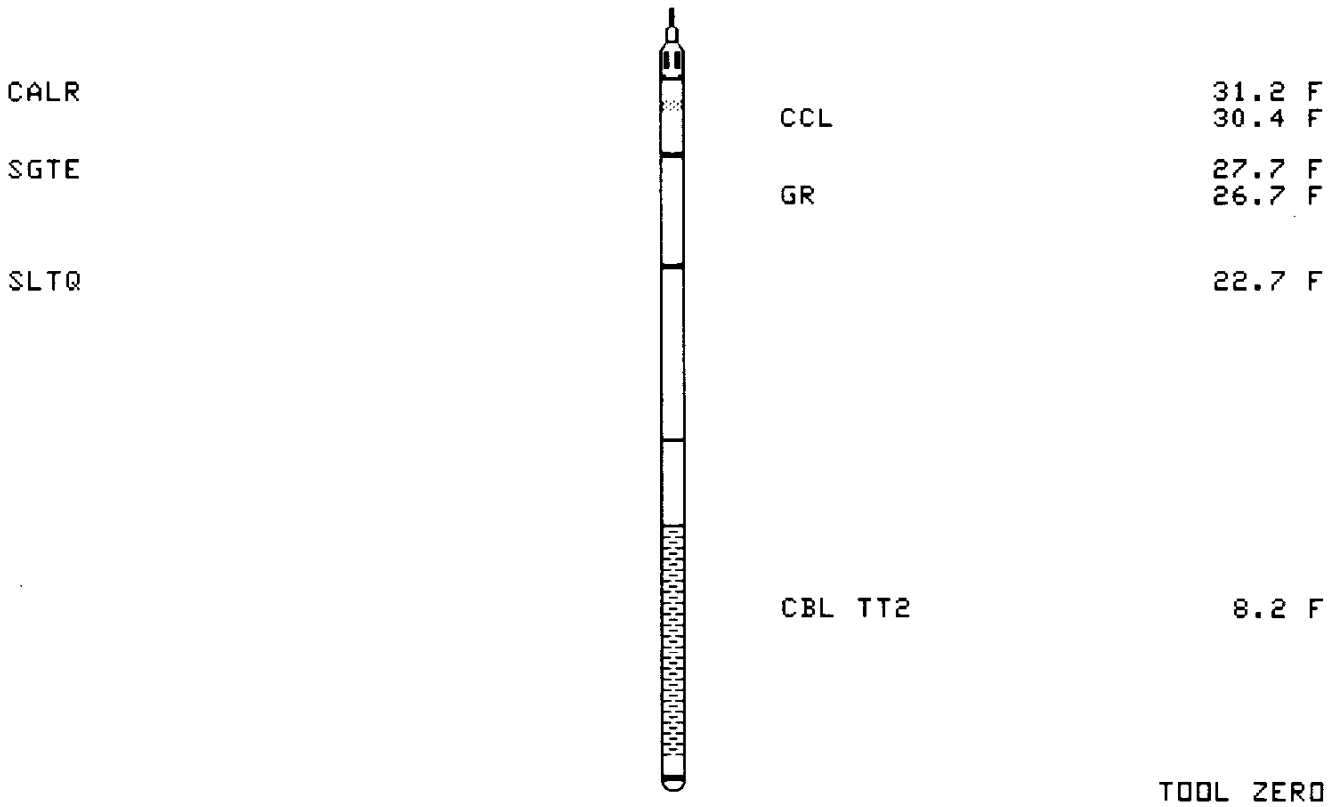

TOTAL TOOL STRING LENGTH IS 34.7 F.
TOTAL TOOL STRING WEIGHT IS 517. LB IN AIR.

MAIN LOG NO PRESSURE APPLIED

GR (GAPI)
0.0 150.00
TT2 (US)
350.00 150.00
CCL
-19.00 1.0000

TENS(LBF)
20000. 0.0
CBL (MV)
0.0 20.000
CBL (MV)
0.0 100.00

VDL (US)
200.00 1200.0

CP 32.6 FILE 7 17-NOV-1992 10:36 (UP)

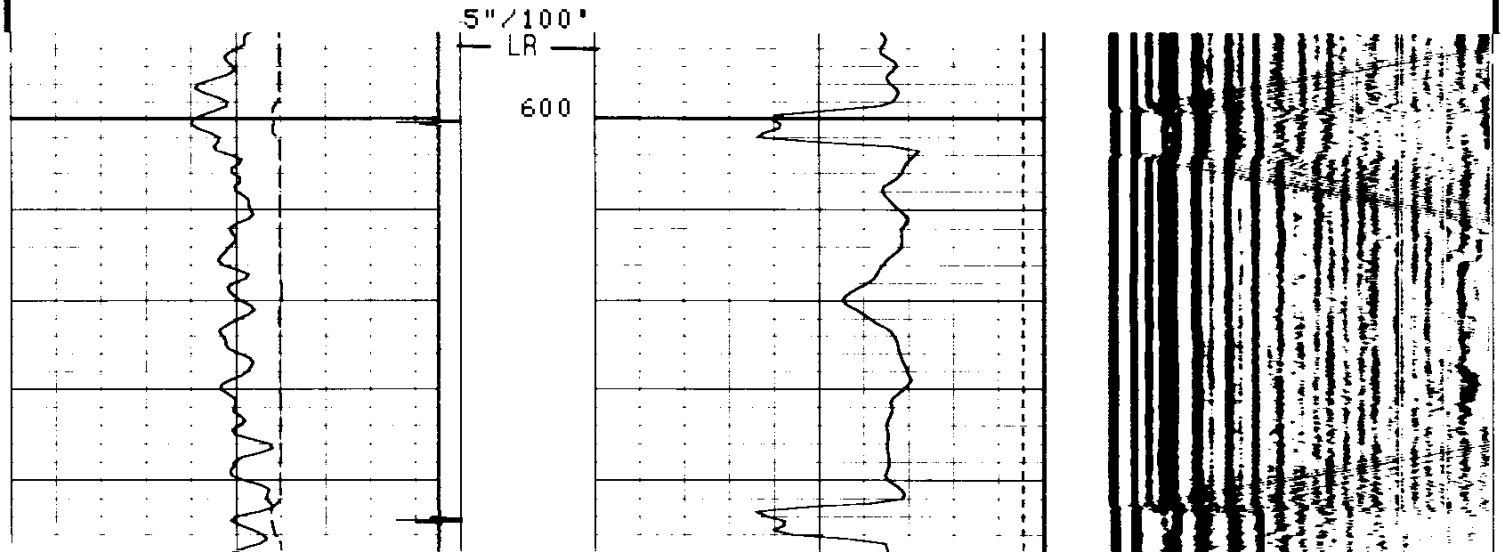

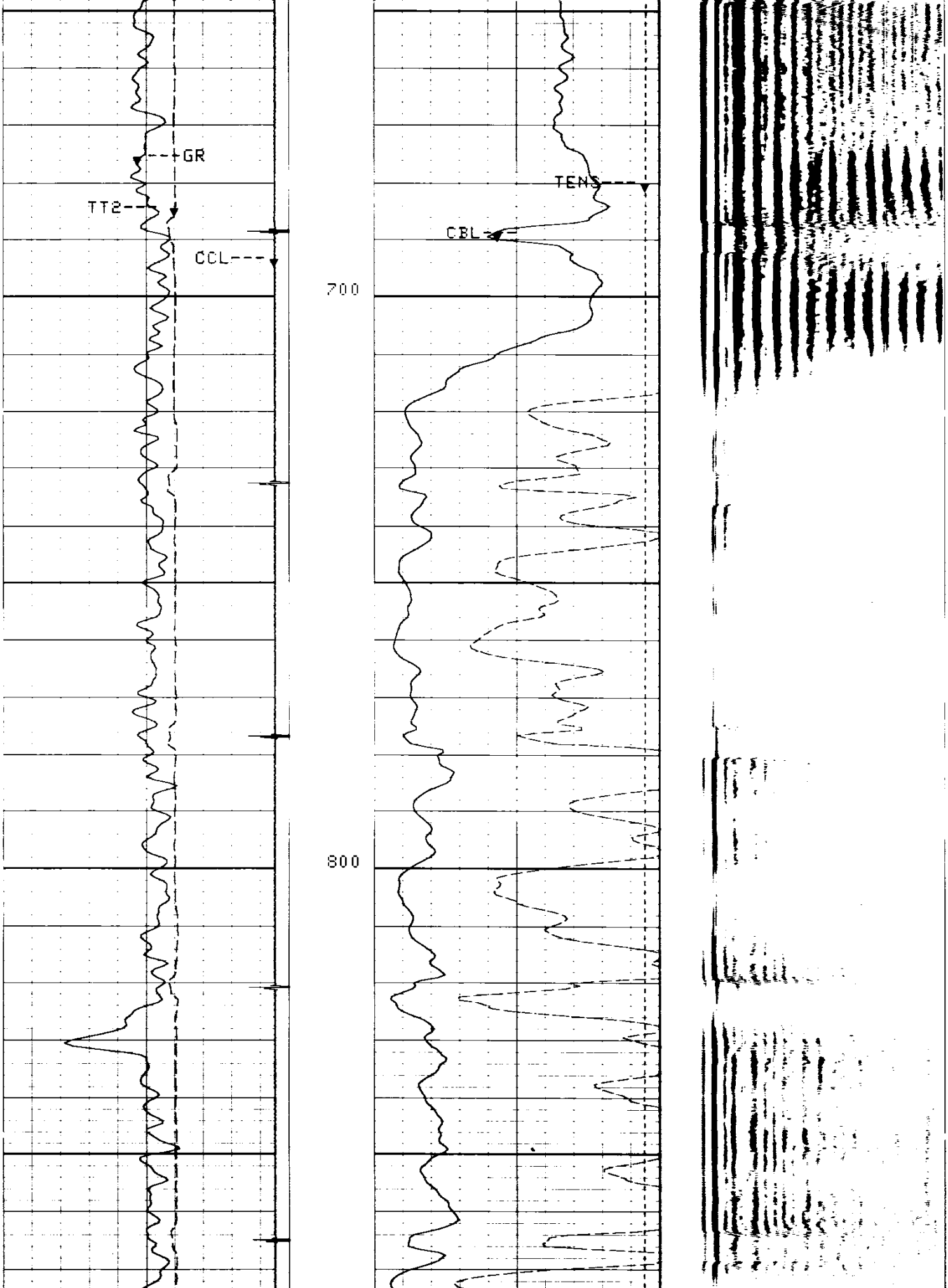

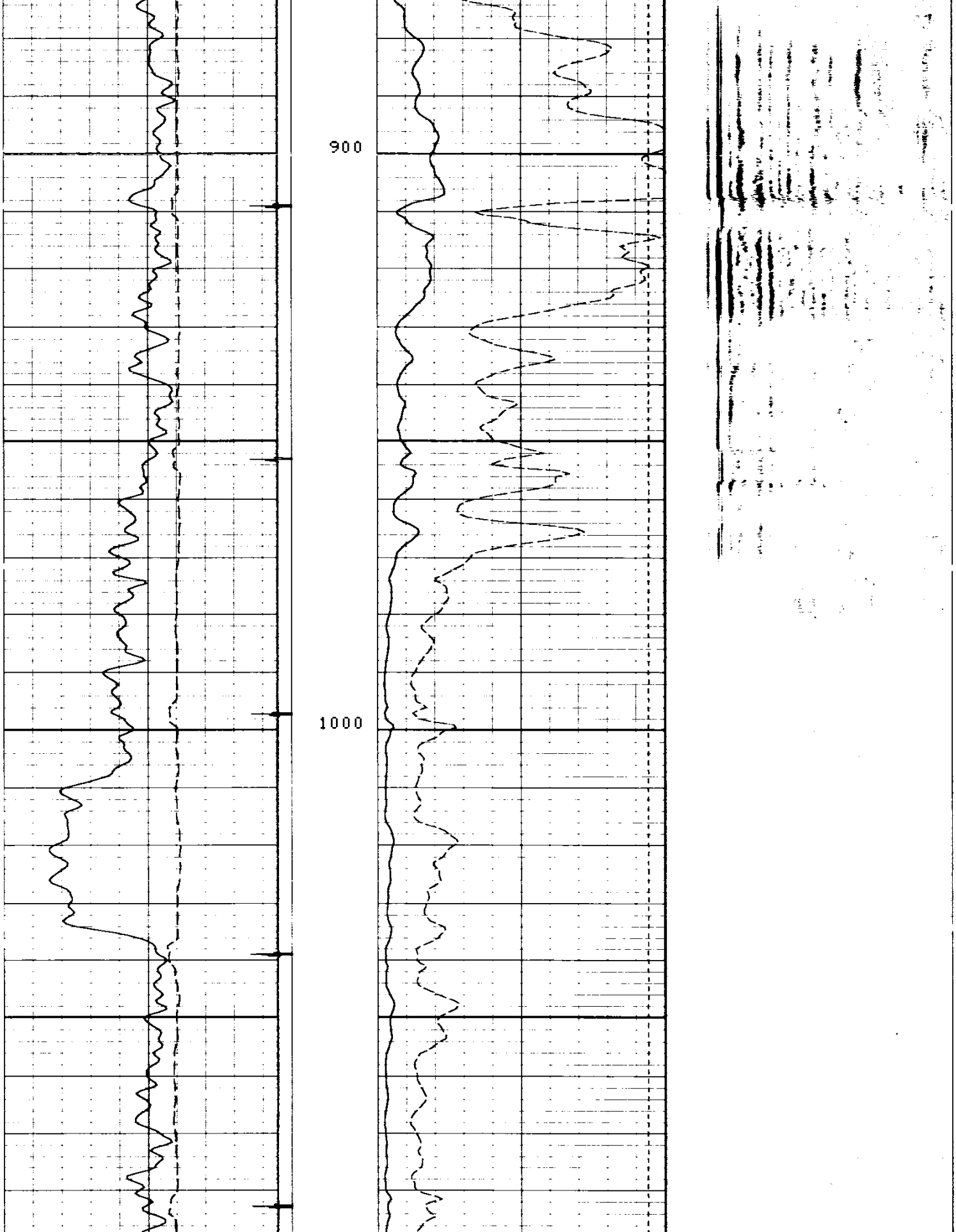

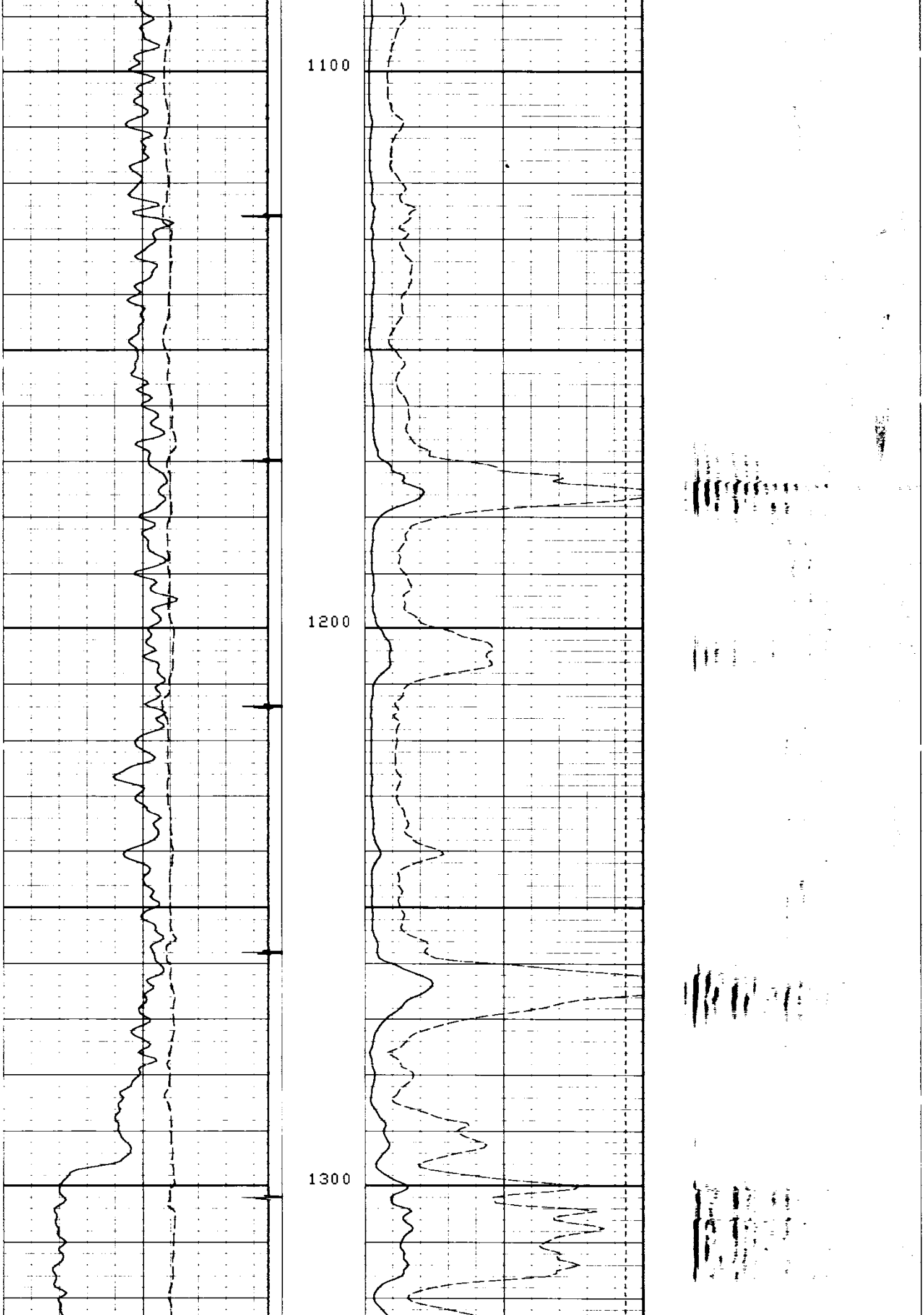

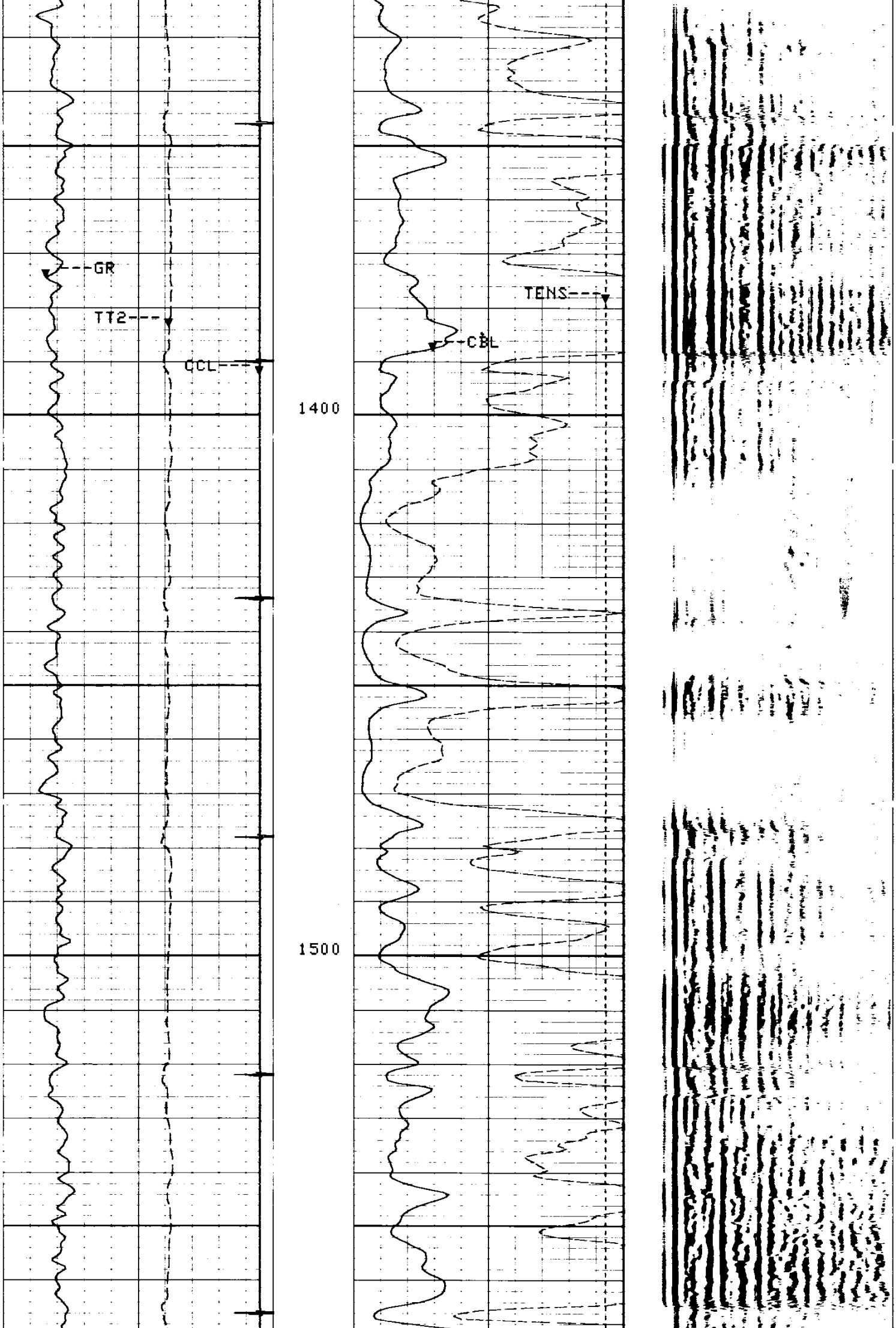

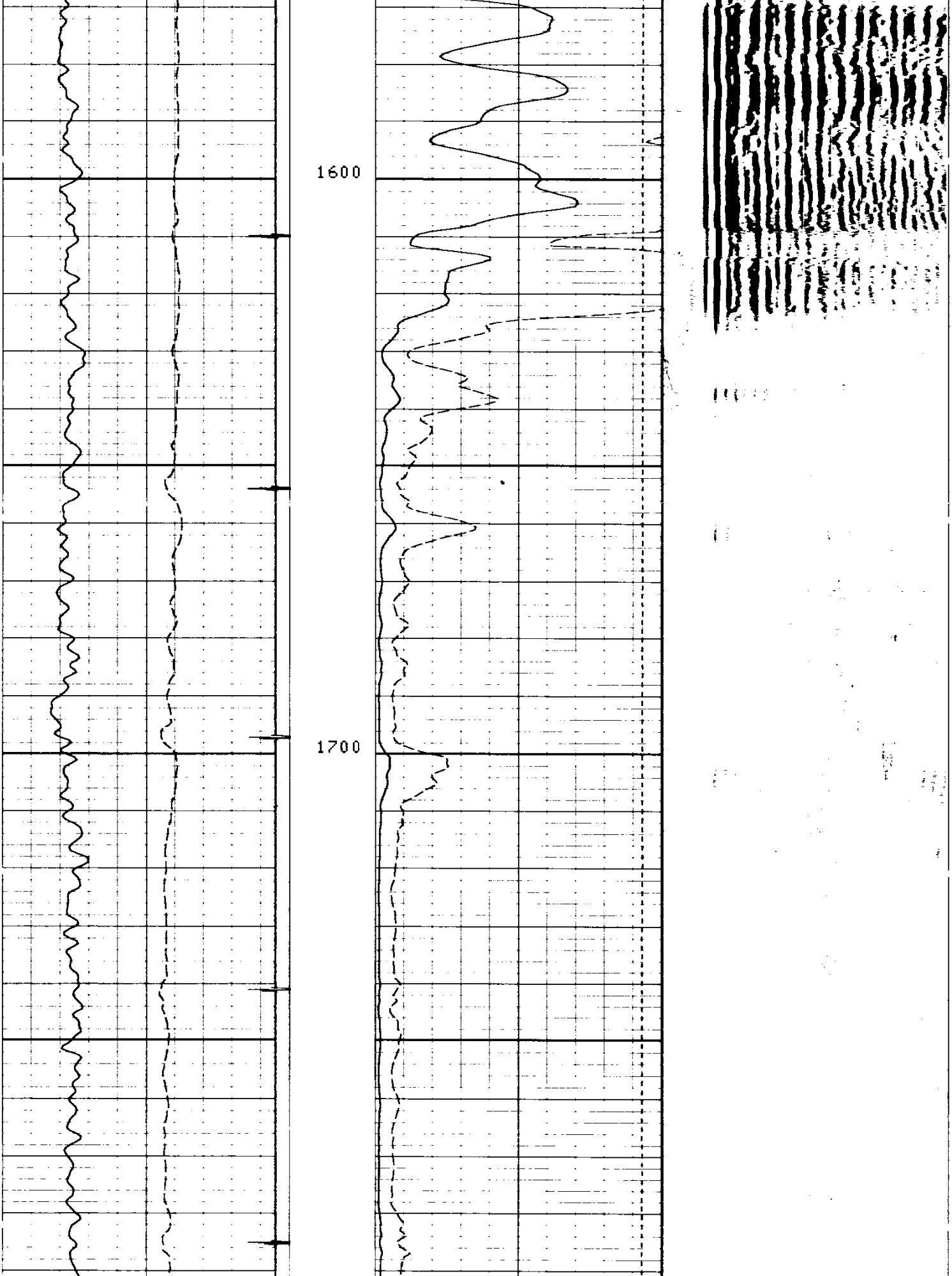

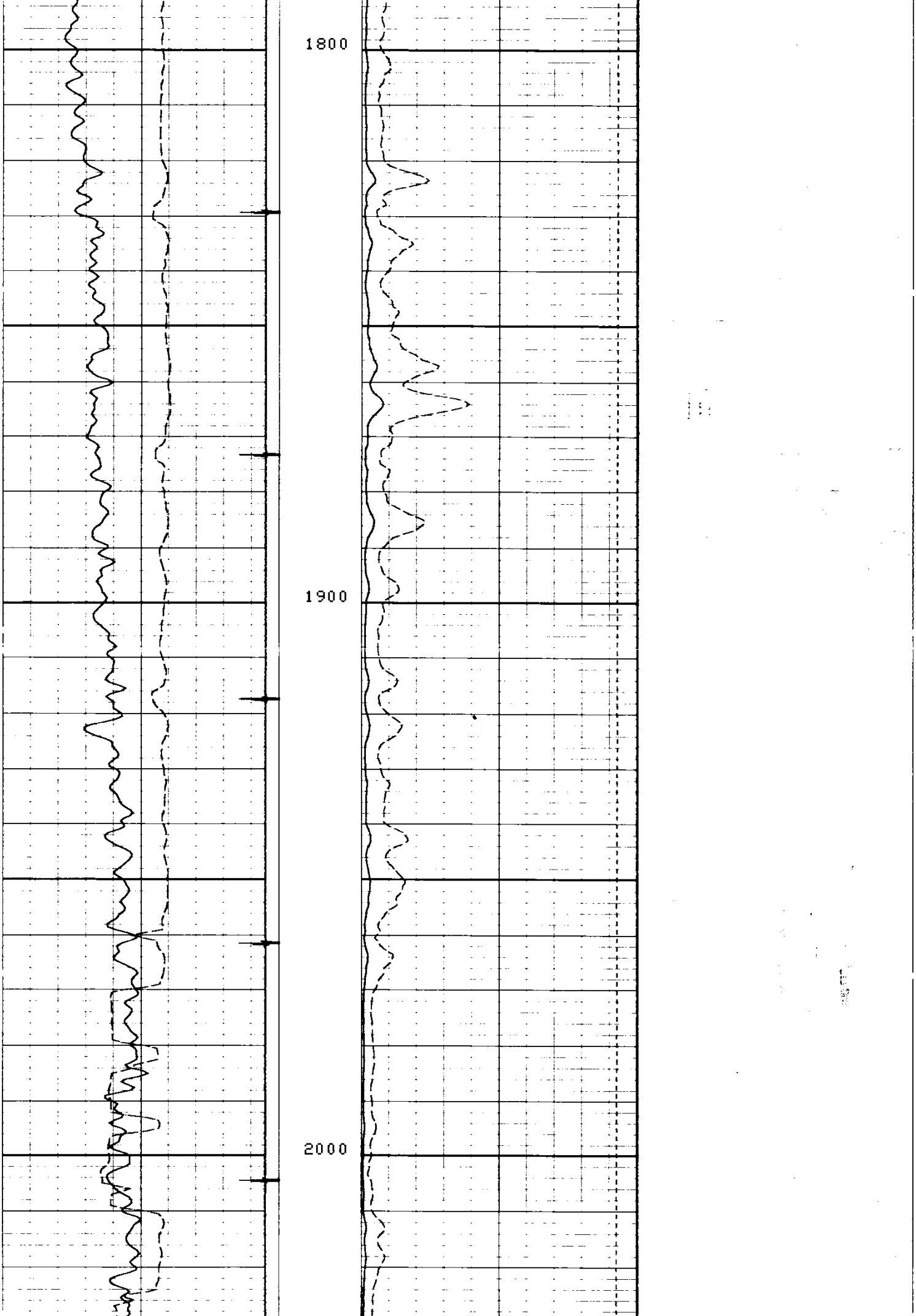

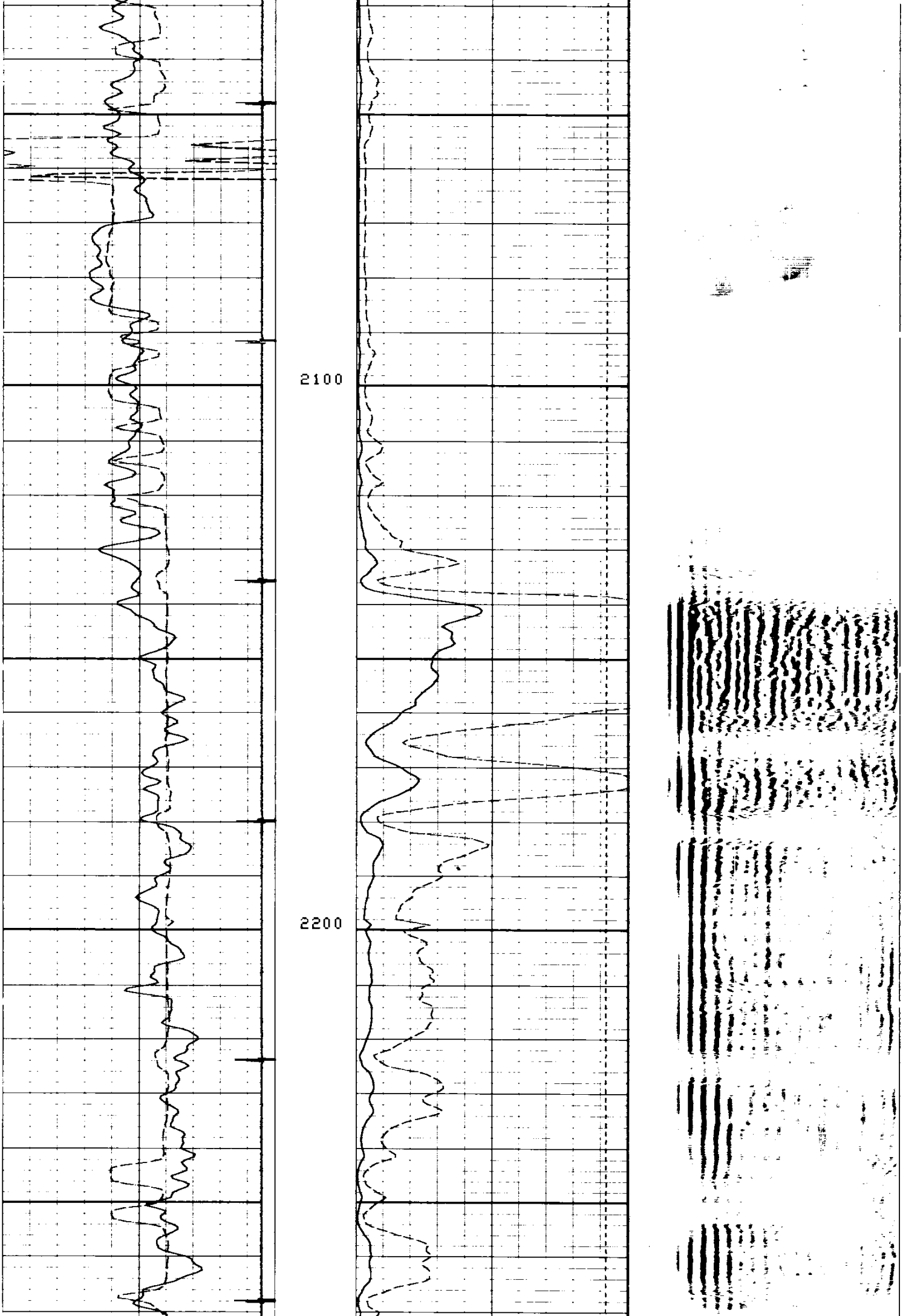

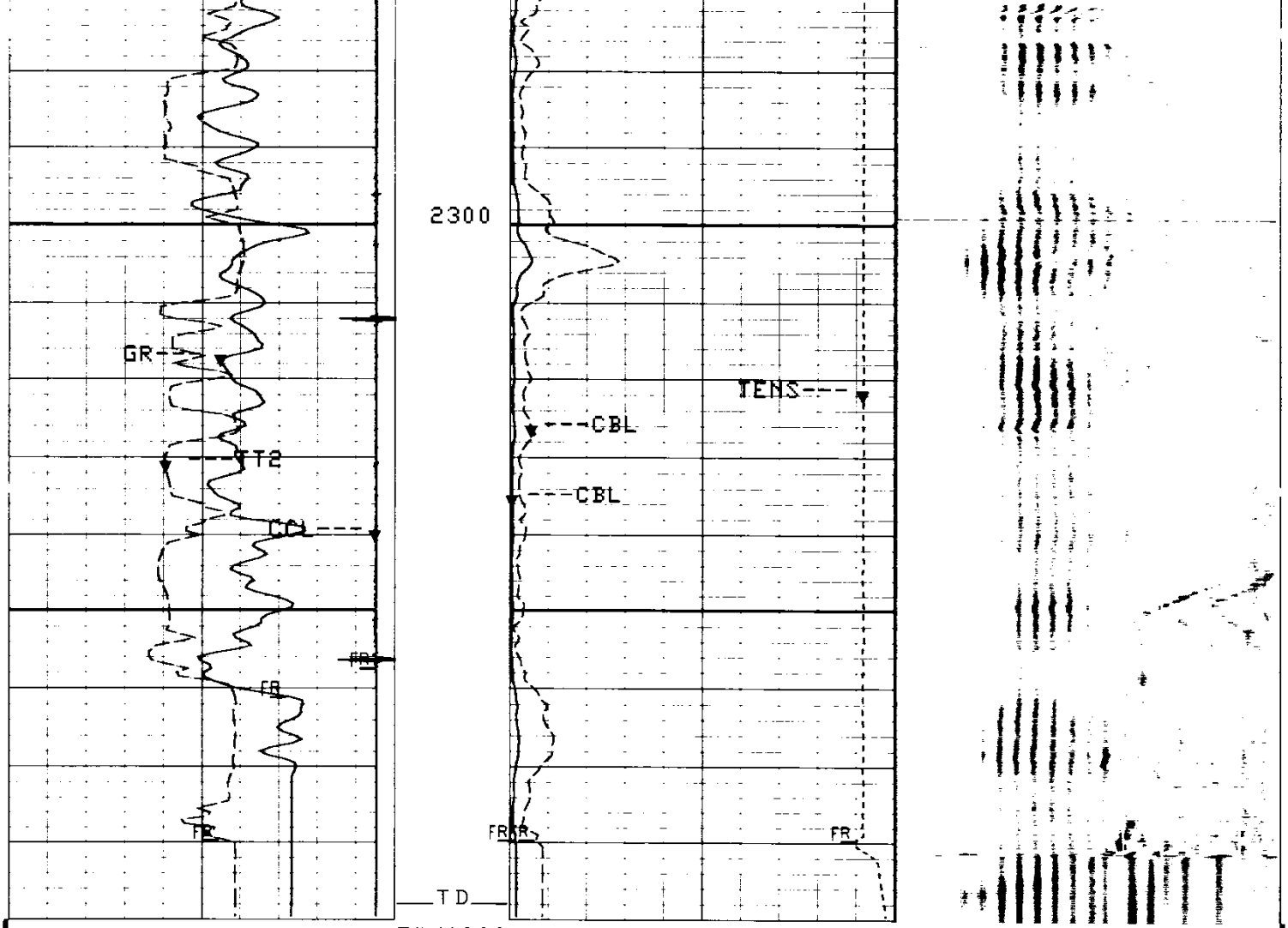

5"/100'

CP 32.6 FILE 7 17-NOV-1992 10:06 (UP)

GR (GAPI)		TENS(LBF)			
0.0	150.00	20000.	0.0		
TT2 (US)		CBL (MV)			
350.00	150.00	0.0	20.000		
CCL		CBL (MV)		VDL (US)	
-19.00	1.0000	0.0	100.00	200.00	1200.0

SENSOR MEASURE POINT TO TOOL ZERO

DTT 8.2 FEET
SLTQ 8.2 FEET

SGTE 26.7 FEET
CALR 30.4 FEET

PARAMETERS

PARAMETER	VALUE	UNIT
SMB - SONIC MEMORY BOARD	DISA	
TOCA - TO CORRECTION STATUS	DISA	
RATE - FIRING RATE	15	HZ
DG - DOWNHOLE GAIN	/20	
DETE - DETECTION	E1	
AMPL - SONIC AMPLITUDE	2	

CBL	CEMENT BOND LOG AMPLITUDE	UT	
WFM	WAVEFORM MODE	1	
SS	SWEEP SPEED	MEDI	
TOD	TO DELAY	ALLO	
DTF	DELTA-T FLUID	189.000	US/F
DTM	DELTA-T MATRIX	56.0000	US/F
CDTS	CORRECTION FOR DELTA-T SHALE, EMPIRICAL	100.000	
SPFS	SONIC POROSITY FORMULA SELECT	R-H	
WMUD	WEIGHT OF MUD	8.30000	LB/G
NCJT	NGT CALIBRATION JIG TYPE	GSRY	
CSTR	COMPRESSIVE STRENGTH OF CEMENT	2000.00	PSIA
DWCO	DIGITIZER WORD COUNT	512	
DSIN	DIGITIZER SAMPLE INTERVAL	5	US
DDEL	DIGITIZING DELAY	200	US
BS	BIT SIZE	7.87500	IN
BHS	BOREHOLE STATUS (OPEN OR CASED)	CASE	
CSIZ	CASING SIZE	4.50000	IN

REPEAT SECTION

GR (GAPI)	0.0	150.00
TT2 (US)	350.00	150.00
CCL	-19.00	1.0000
TENS(LBF)	20000.	0.0
CBL (MV)	0.0	20.000
CBL (MV)	0.0	100.00
VDL (US)	200.00	1200.0

CP 32.6 FILE 6 17-NOV-1992 10:05 (UP)

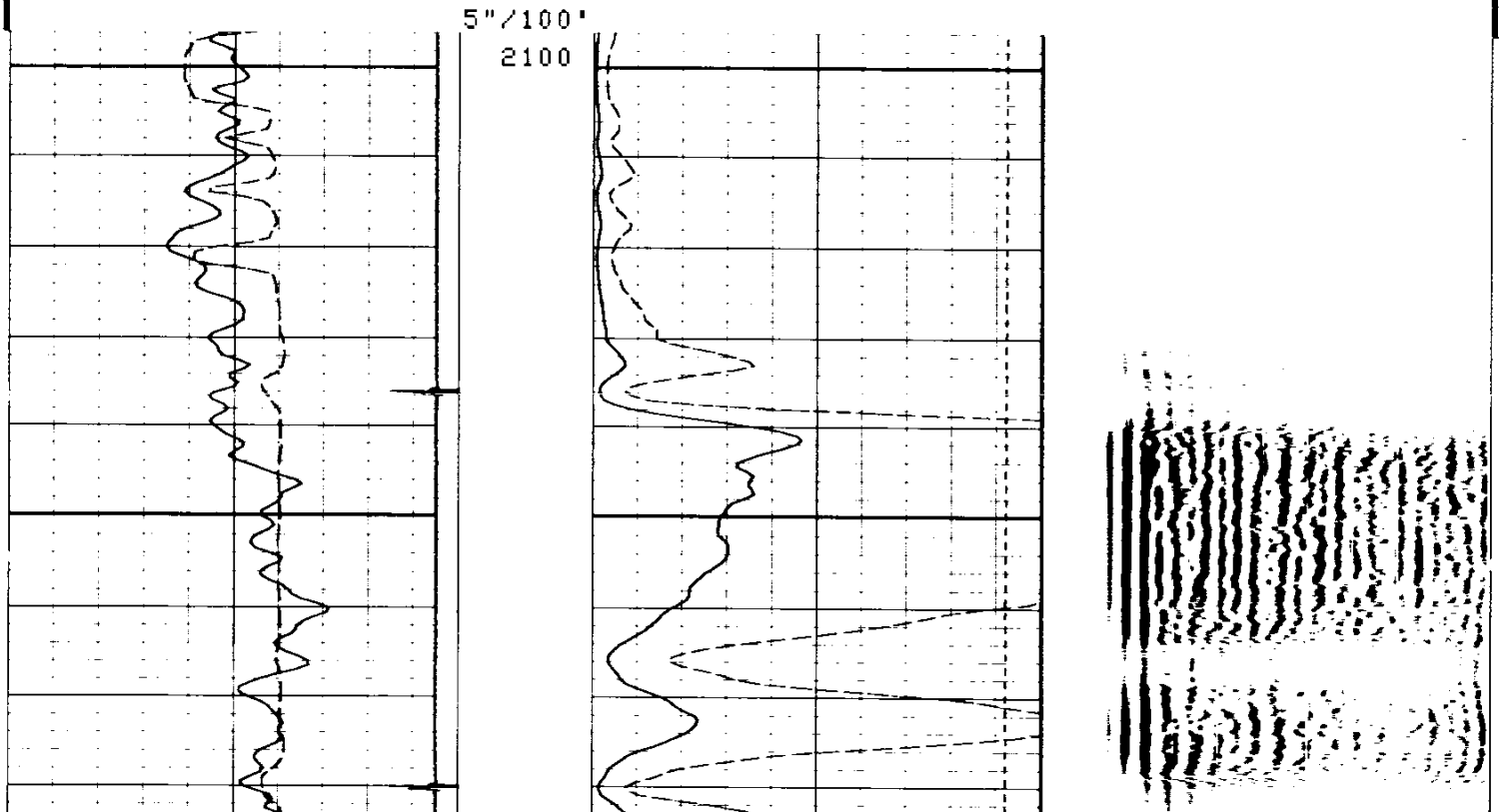

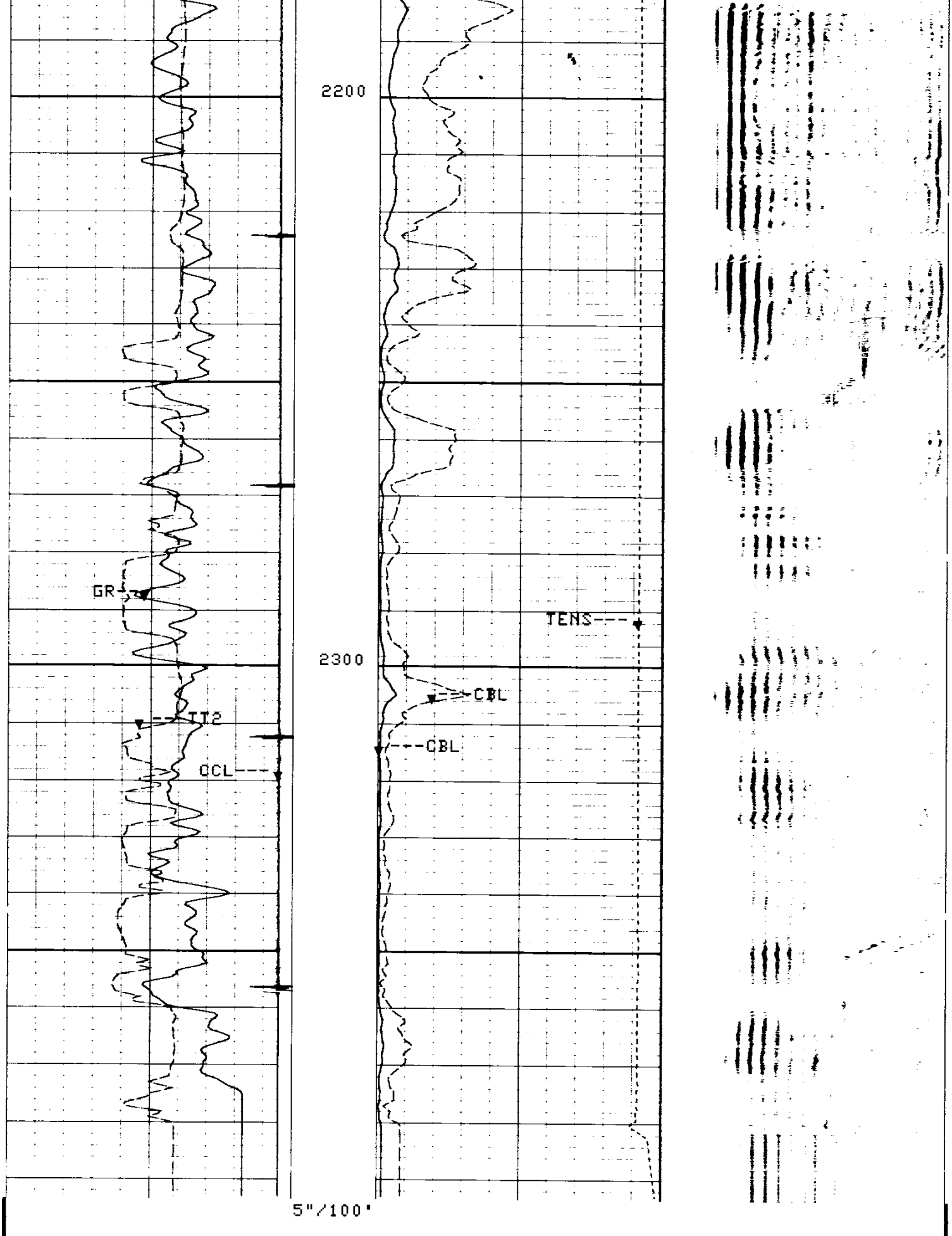

CP 32.6   FILE 6   17-NOV-1992 10:00   (UP)

GR (GAPI) 0.0 150.00		TENS(LBF) 20000. 0.0	
TT2 (US) 350.00 150.00		CBL (MV) 0.0 20.000	
CCL -19.00 1.0000		CBL (MV) 0.0 100.00	VDL (US) 200.00 1200.0

SENSOR MEASURE POINT TO TOOL ZERO

DTT	8.2	FEET	SGTE	26.7	FEET
SLTQ	8.2	FEET	CALR	30.4	FEET

PARAMETERS

NAME	VALUE	UNIT	NAME	VALUE	UNIT
SMB	DISA		TOCA	DISA	
RATE	15	HZ	DG	/20	
DETE	E1		AMPL	2	
CBL	UT		WFM	1	
SS	MEDI		TOD	ALLO	
DTF	189.000	US/F	DTM	56.0000	US/F
CDTS	100.000		SPFS	R-H	
WMUD	8.30000	LB/G	NCJT	GSRY	
CSTR	2000.00	PSIA	DWCO	512	
DSIN	5	US	DDEL	200	US
BS	7.87500	IN	BHS	CASE	
CSIZ	4.50000	IN			

COMPANY	NAHAMA AND WEAGANT ENERGY CO.			SCHL.	FR	[illegible] F
WELL	SOCKEYE C.C. #31-15-65 RD#1			SCHL.	TD	2388.0 F
				DRLR.	TD	2546.0 F
FIELD	MIST			Elev:	KB	734.2 F
					DF	
COUNTY	COLUMBIA	**STATE**	OREGON		GL	723.2 F

Schlumberger

CEMENT BOND LOG
VARIABLE DENSITY