CC 34-31-65 +RD1

HALLIBURTON
LOGGING SERVICES, INC.

5" = 100'

FOUR-ARM DIPMETER LOG

Part Number 26000

COMPANY ____
WELL ____
FIELD ____
COUNTY ____ STATE ____

COMPANY NAHAMA & WEAGANT ENERGY COMPANY
WELL CC BIGFOOT #34-31-65 RD#1
FIELD MIST
COUNTY COLUMBIA STATE OREGON

API No.: 36-009-00284
Location: 2047.19' WEST & 661.60' NORTH OF THE SOUTHEAST CORNER OF:
Sec. 31 Twp 6N Rge 5W

Other Services: DIL/BCS/GR CDL/DSN/GR

Permanent Datum GL Elev. 786.44'
Log Measured From KB 10' Ft. Above Perm. Datum
Drilling Measured From KB

Elev.: K.B. 796.44'
D.F. –
G.L. 786.44'

Date	8-23-91			
Run No.	ONE			
Depth—Driller	1902'	SEE REMARKS		
Depth—Logger	1825'			
Btm. Log Inter.	1823'			
Top Log Inter.	1150'			
Casing—Driller	8.63 @ 502'	@	@	@
Casing—Logger	503'			
Bit Size	7.87"			
Type Fluid in Hole	GEL-POLYMER			
Dens. I Visc.	10.1 I 49	I	I	I
pH I Fluid Loss	10.0 I 5.6 ml	I ml	I ml	I ml
Source of Sample	FLOWLINE			
R_m @ Meas. Temp.	1.8 @ 68 °F	@ °F	@ °F	@ °F
R_{mf} @ Meas. Temp.	2.0 @ 66 °F	@ °F	@ °F	@ °F
R_{mc} @ Meas. Temp.	1.6 @ 66 °F	@ °F	@ °F	@ °F
Source R_{mf} R_{mc}	MEAS I MEAS	I	I	I
R_m @ BHT	1.5 @ 84 °F	@ °F	@ °F	@ °F
Time Since Circ.	3.0 HOURS			
Time On Bottom	04:57			
Max. Rec. Temp.	84 °F @	°F @	°F @	°F @
Equip. I Location	7674 I BKFD	I	I	I
Recorded By	D. POZAS			
Witnessed By	J. VAUGHAN	D. HUGGINS	B. PINOTTI	

Fold Here

Service Ticket No.: L68247 API Serial No.: PGM Version:

Change in Mud Type or Additional Samples		
Date | Sample No.	I	I
Depth—Driller		
Type Fluid in Hole		
Dens. | Visc.	I	I
ph | Fluid Loss	I ml	I
Source of Sample		
R_m @ Meas. Temp.	@ °F	@ °F
R_{mf} @ Meas. Temp.	@ °F	@ °F
R_{mc} @ Meas. Temp.	@ °F	@ °F
Source: R_{mf} | R_{mc}	I	I
R_m @ BHT	@ °F	@ °F
R_{mf} BHT	@ °F	@ °F
R_{mc} BHT	@ °F	@ °F

RESISTIVITY/RWA SCALE CHANGES				COMPUTED FROM	
Type Log	Depth	Scale Up Hole	Scale Down Hole	a	m

RESISTIVITY EQUIPMENT DATA				
Run No.	Tool Type and No.	Pad Type	Tool Position	Other
ONE	FED #G-144		CENTER	

Borehole Corrections:
shallow. medium. deep.

EQUIPMENT DATA

GAMMA		ACOUSTIC		DENSITY		NEUTRON	
Run No.		Run No.		Run No.		Run No.	
Serial No.		Serial No.		Serial No.		Serial No.	
Model No.		Model No.		Model No.		Model No.	
Diameter		No. of Cent.		Diameter		Diameter	
Detector Model No.		Spacing		Log Type		Log Type	
Type				Source Type		Source Type	
Length		LSA	☐ Yes ☐ No	Serial No.		Serial No.	
Distance to Source		FWDA	☐ Yes ☐ No	Strength		Strength	

LOGGING DATA

GENERAL				GAMMA		ACOUSTIC			DENSITY			NEUTRON		
Run	Depths		Speed	Scale		Scale			Scale			Scale		
No.	From	To	Ft./Min.	L	R	L	R	Matrix	L	R	Matrix	L	R	Matrix
ONE	1825	1150	30											

a = m = Δt_{sh} = Δt_{fl} = ρ_{fl} =

REMARKS: AT CLIENTS REQUEST, DIPMETER WAS LOGGED FROM 1825' TO 1150'.

CASED HOLE PARAMETERS	
From:	To:
Bit Size	
Csg. O.D.	
Csg. Wt.	

Halliburton Logging Services, Inc. does not guarantee the accuracy of any interpretation of log data, conversion of log data to physical rock parameters, or recommendations which may be given by Halliburton Logging Services, Inc. personnel or which may appear on the log or in any other form. Any user of such data, interpretations, conversions or recommendations agrees that Halliburton Logging Services, Inc. is not responsible, except where due to gross negligence or willful misconduct, for any loss, damages, or expenses resulting from the use thereof

08-23-91 05:34 1146.6 68247 0017-98 0 5

0 RB 360

0 BH DIR 360

0 AZI 360

-1 INCL 19

0 PAD1 1024 17 CAL1 (IN) 6

0 PAD2 1024 17 CAL2 (IN) 6

0 PAD3 1024

0 PAD4 1024

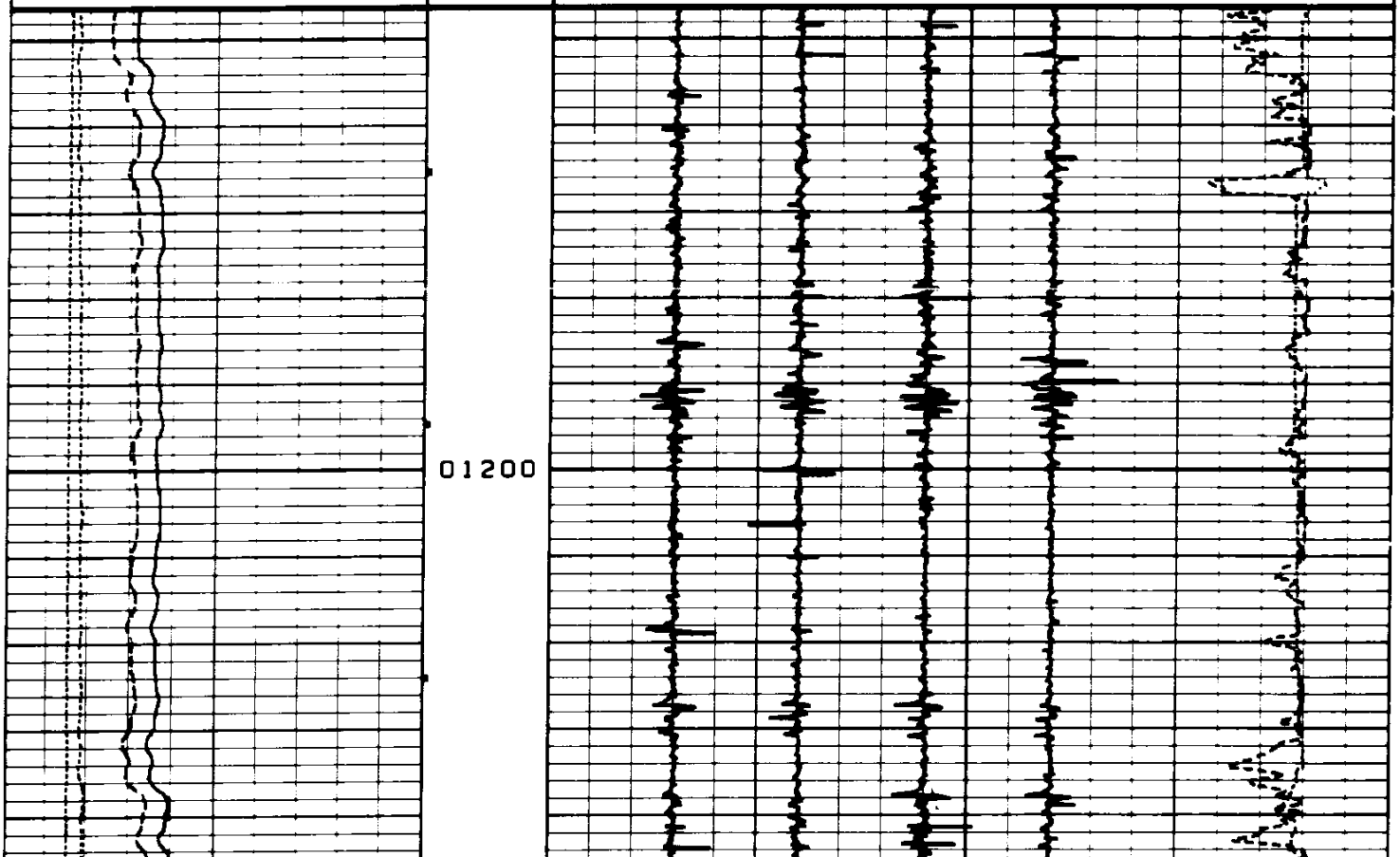

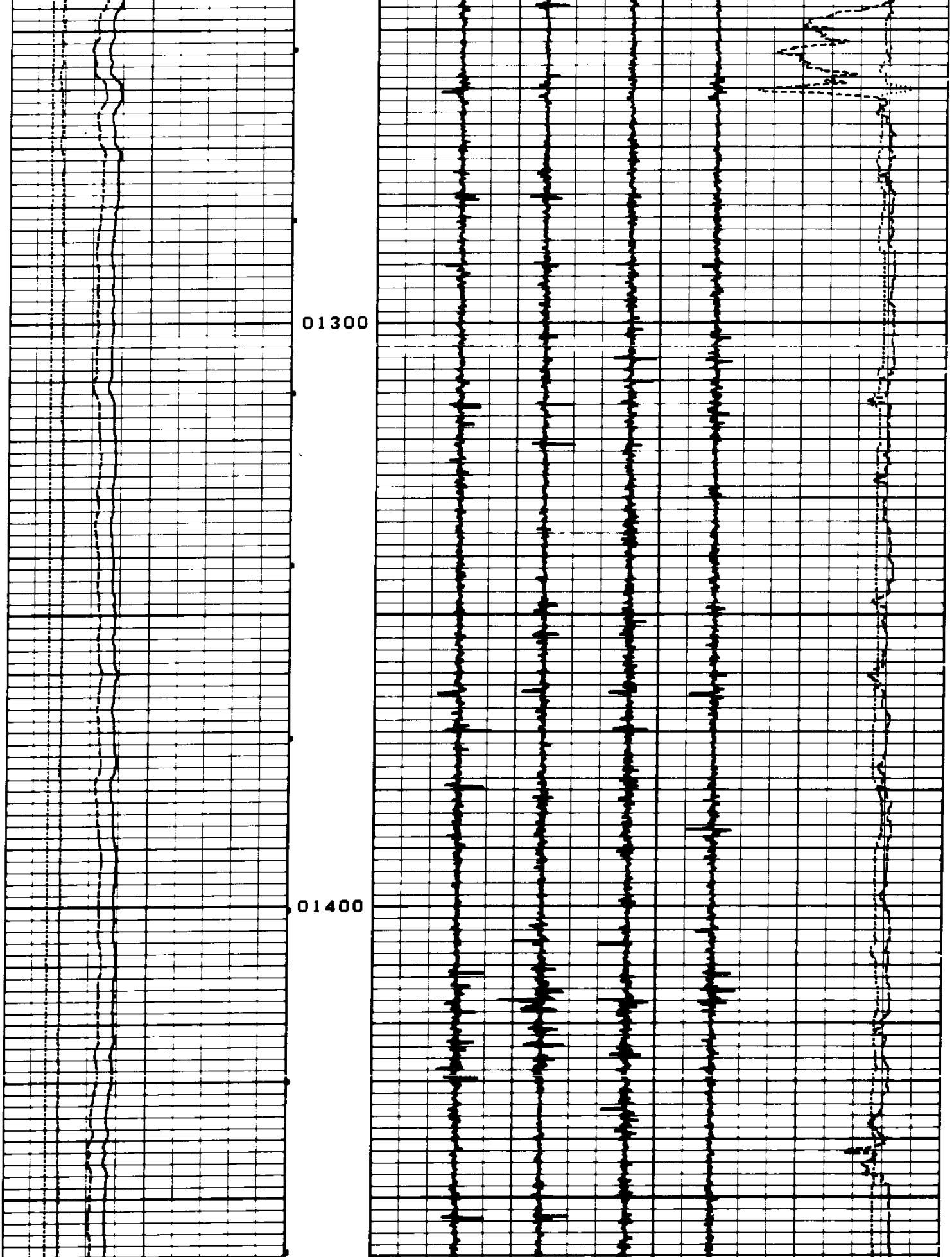

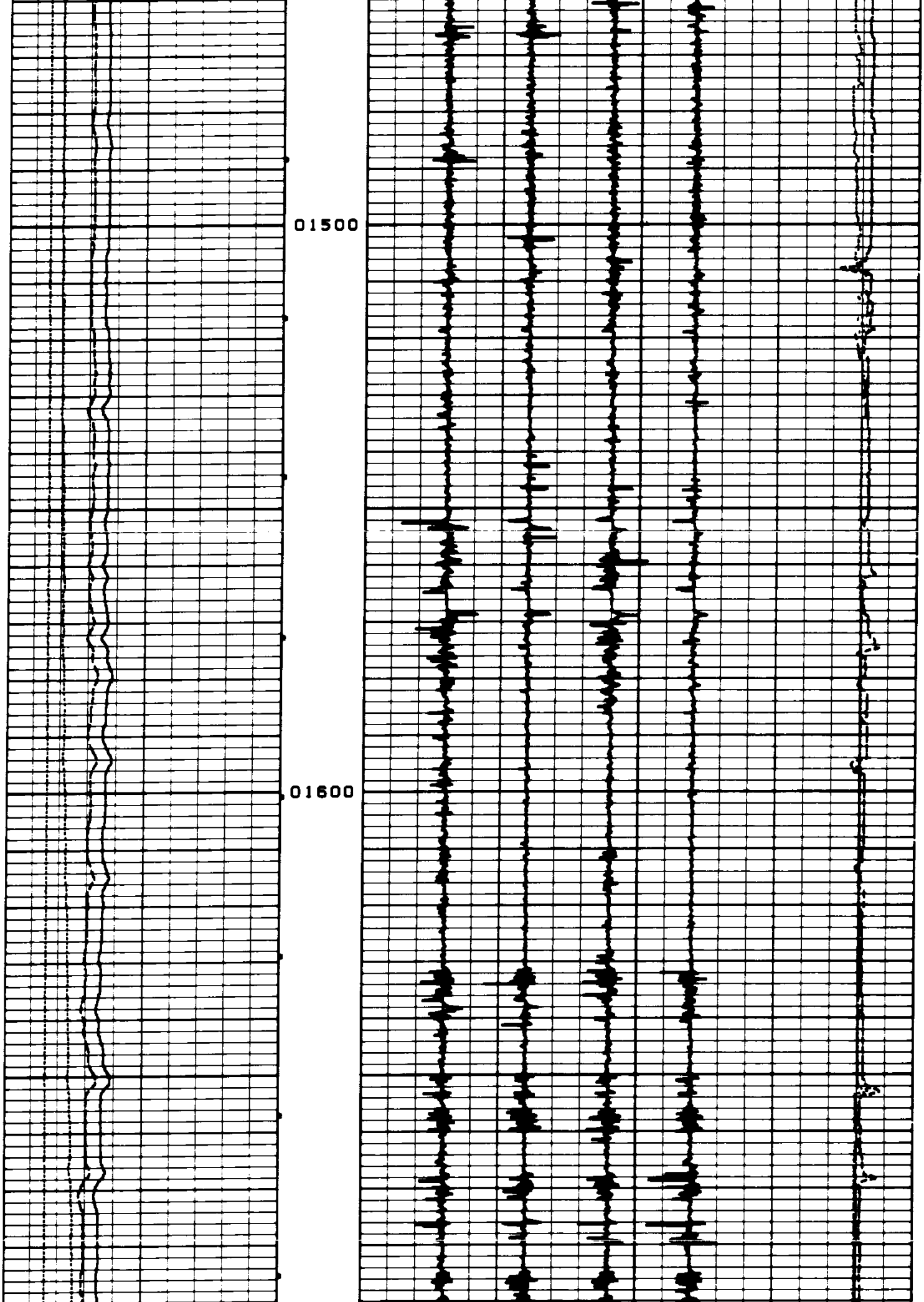

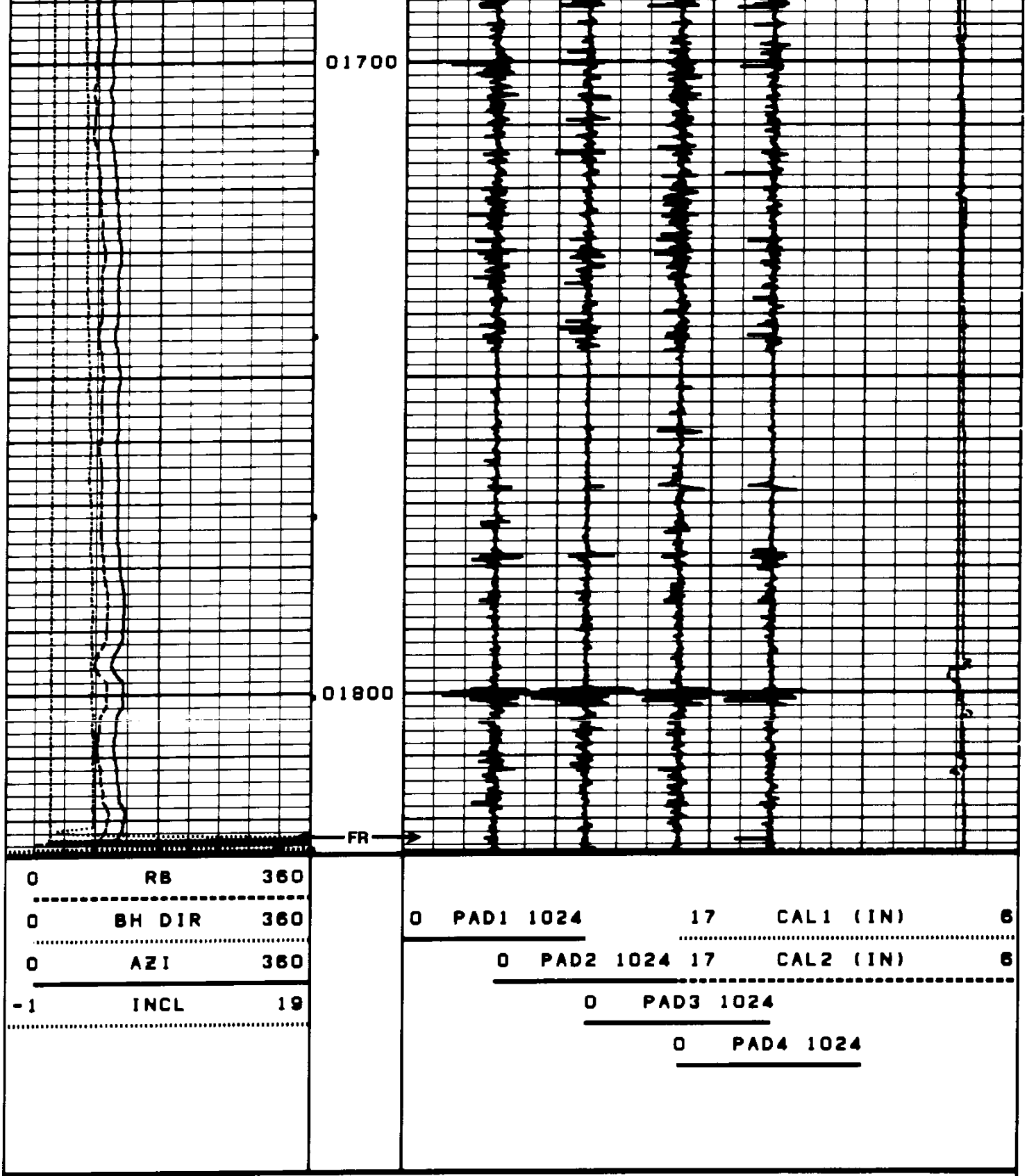

08-23-91	05:11	1825.2	68247	0017-98	0	5

REPEAT SECTION

08-23-91	05:04	1828.1	68247	0017-98	0	4

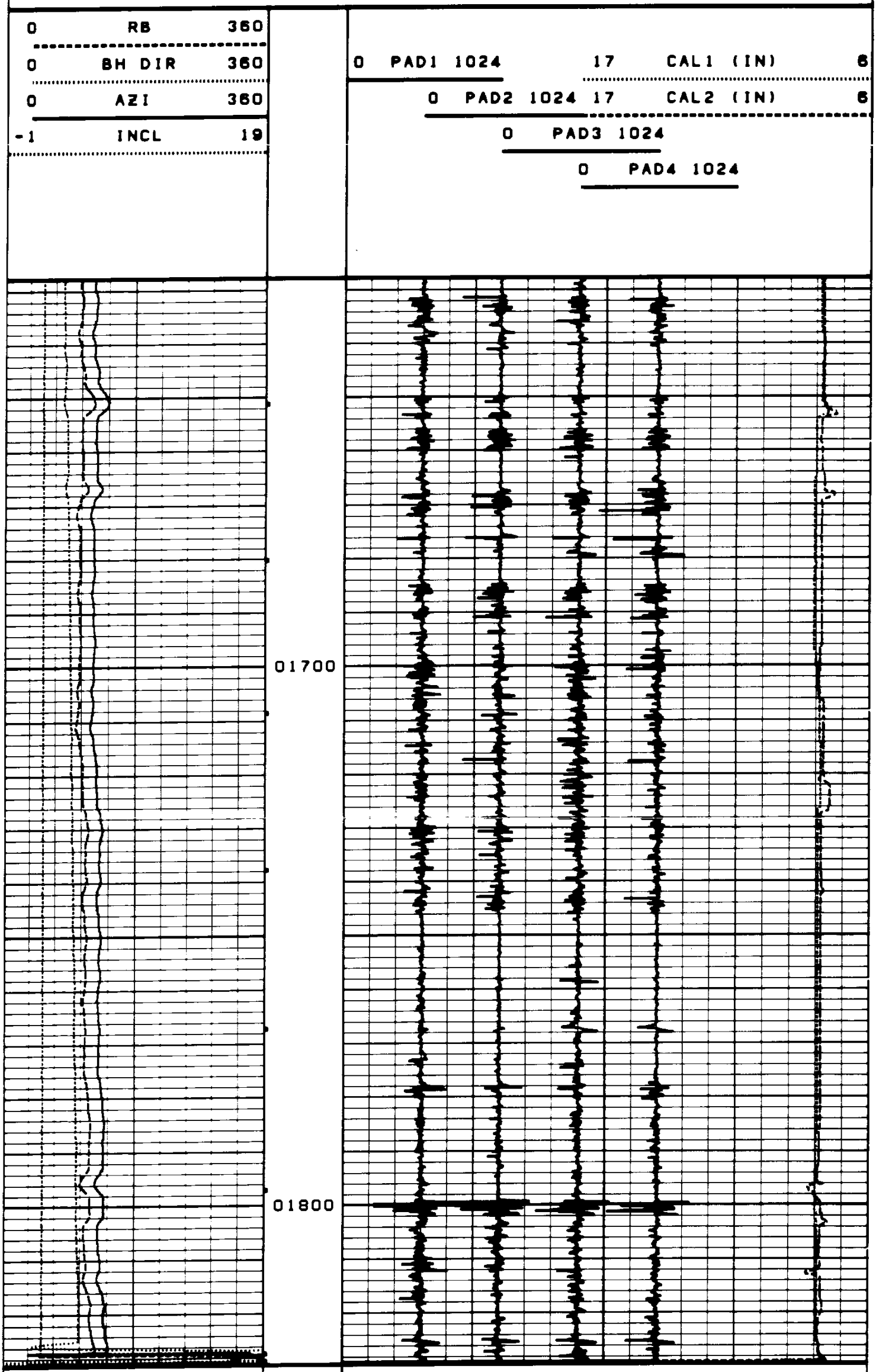

0 RB 360

0 BH DIR 360

0 AZI 360

-1 INCL 19

0 PAD1 1024

17 CAL1 (IN) 6

0 PAD2 1024 17 CAL2 (IN) 6

0 PAD3 1024

0 PAD4 1024

08-23-91 04:58 1829.0 68247 0017-98 0 4

08-23-91 04:38 0.0 68247 0017-98 0 3

0 RB 360

0 BH DIR 360

0 AZI 360

-1 INCL 9

0 PAD1 1024

17 CAL1 (IN) 6

0 PAD2 1024 17 CAL2 (IN) 6

0 PAD3 1024

0 PAD4 1024

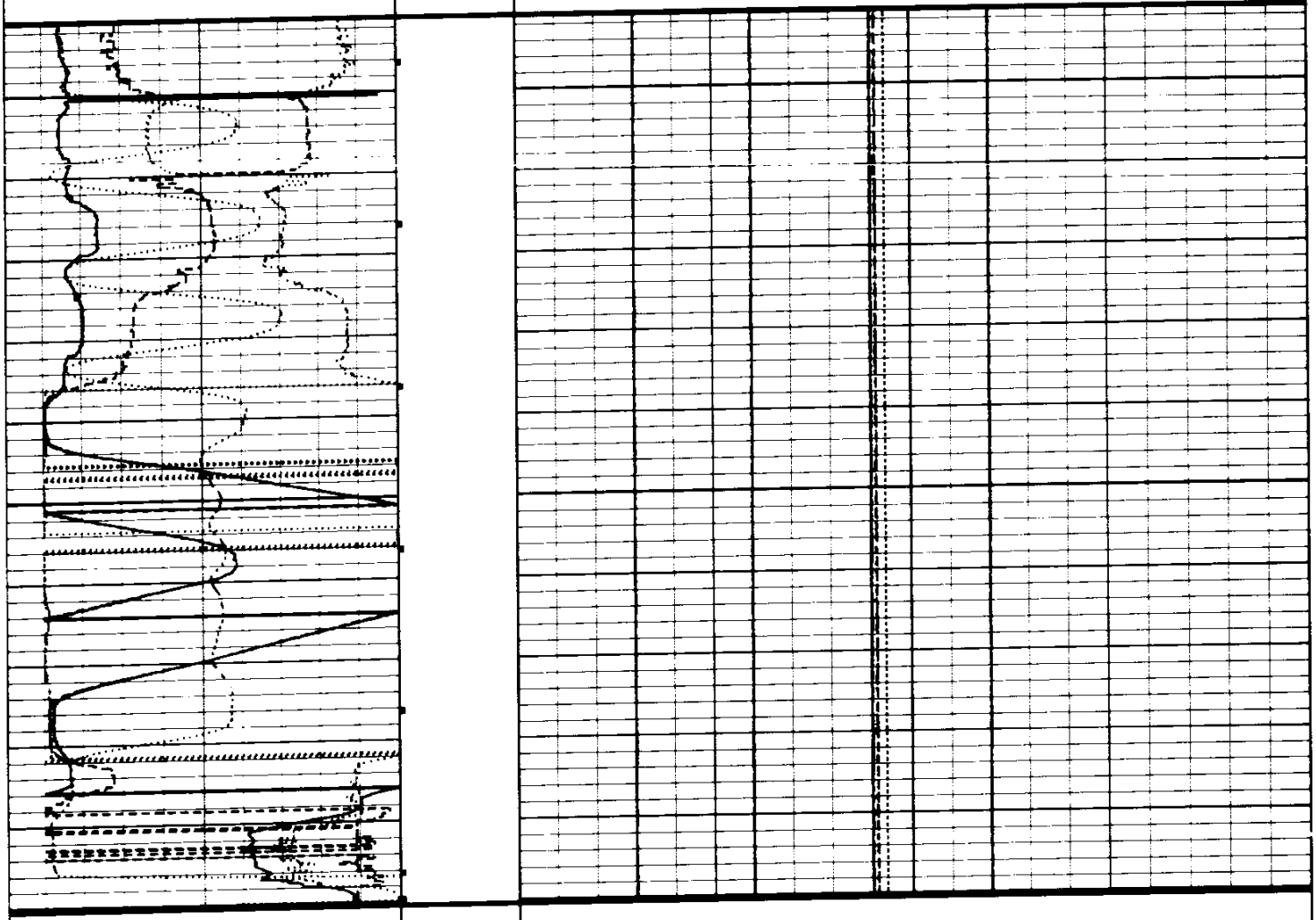

0 RB 360

0 BH DIR 360

0 AZI 360

-1 INCL 9

0 PAD1 1024 17 CAL1 (IN) 6

0 PAD2 1024 17 CAL2 (IN) 6

0 PAD3 1024

0 PAD4 1024

08-23-91 04:32 0.0 68247 0017-98 0 3

08-23-91 03:58 0.0 68247 0017-98 0 2

0 RB 360

0 BH DIR 360

0 AZI 360

-1 INCL 9

0 PAD1 1024 17 CAL1 (IN) 6

0 PAD2 1024 17 CAL2 (IN) 6

0 PAD3 1024

0 PAD4 1024

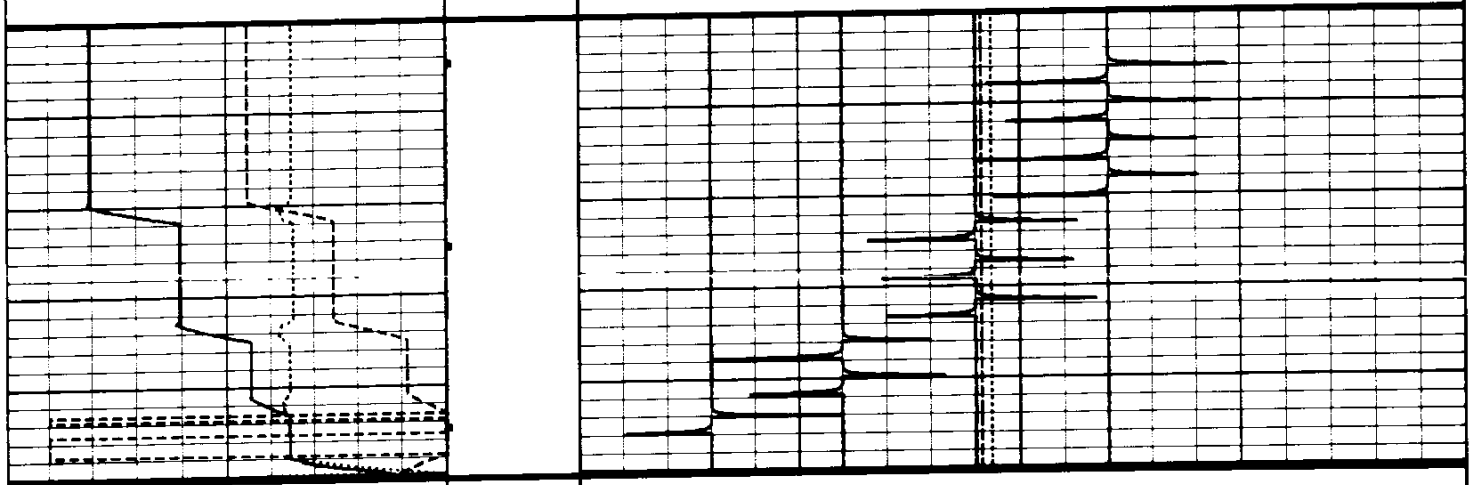

0 RB 360

0 BH DIR 360

0 AZI 360

-1 INCL 9

0 PAD1 1024 17 CAL1 (IN) 6

0 PAD2 1024 17 CAL2 (IN) 6

0 PAD3 1024

0 PAD4 1024

08-23-91 03:55 0.0 68247 0017-98 0 2

```
08-23-91    03:48       0.0     68247   0017-98     0              0

            CALIPER    BEFORE SURVEY CALIBRATION

        TOOL TYPE: FED-FB              SERIAL  NO:00144


                            TOOL SIGNAL       CALIBRATED (IN)

                          CAL 1       CAL 2

      SMALL RING           135         112         6.00

      LARGE RING           919         869        16.00

      BITSIZE              217         188         8.00

   4 1/2" TOOL
```

-END-