Welex

5" = 100'
CASED HOLE

THERMAL MULTIGATE DECAY LOG

COMPANY REICHHOLD ENERGY CORPORATION
WELL COLUMBIA COUNTY NO. 43-22
FIELD MIST
COUNTY COL. STATE ORE.

COMPANY REICHHOLD ENERGY CORPORATION
WELL COLUMBIA COUNTY NO. 43-22
FIELD MIST
COUNTY COLUMBIA STATE OREGON

API No.

Location: S 89° 04' 19''W (879.33)
S 0° 55' 41''W (391.73)
FROM THE EAST 1/4 CORNER
OF:

Sec 22 Twp 6N Rge 5W

Other Services
NONE

RECEIVED - PTLD
AUG 26 1985
DEPT. OF GEOLOGY & MINERAL INDUS.

Permanent Datum G.L. Elev 697.50
Log Measured From K.B. OR 11.4 Ft Above Perm. Datum
Drilling Measured From K.B.

Elev K.B. 708.90
DF
GL 697.50

Date	10-24-84			
Run No	ONE			
Depth—Driller	2252			
Depth—Welex	1517			
Btm. Log Inter	1509			
Top Log Inter	1100			
Type Fluid in Hole	GAS			
Salinity, ppm NaCl	N/A			
Density	N/A			
Level	N/A			
Max. Rec. Temp	N/A			
Operating Rig Time	MAST			
Hoist Unit/Location	50650 VENT	|	|	|
Inst. Unit/Location	50650 VENT	|	|	|
Recorded By	ANDERSON, JACKSON			
Witnessed By	PREHM			

BOREHOLE RECORD			CASING & TUBING RECORD			
Bit	From	To	Size	Wgt	From	To
7 7/8	SURFACE	2252	8 5/8		SURFACE	377
			5 1/2		SURFACE	1995
			2 3/8		SURFACE	1338

Fold Here

Service Ticket No 182720 API Serial No PGM Version

EQUIPMENT DATA

GAMMA				TMD			
Run No	ONE			Run No	ONE		
Serial No	106332			Serial No	106322		
Model No	395			Model No	395		
Diameter	1 11/16			Diameter	1 11/16		
Detector Model No.	N/A			Detector Model No.	N/A		
Type	SCINT			Serial No.	N/A		
Length	6 INCHES			Gen. Model No	A-320A		
Distance to Source	N/A			Serial No	1x10 8 N/S		
				Strength			

LOGGING DATA

GENERAL				GAMMA			TMD				
Run No	Depths		Speed Ft./Min	Filter Type A or B	Scale		Input Filter Type A or B	Output Filter (Σ_{FM} Only) Y or N	Borehole Options Fresh or Salt	Scale	
	From	To			L	R				L	R
ONE	1509	1100	12	A	0	150	A	Y	FRESH	60	0

Date of Last Survey

Remarks

Welex does not guarantee the accuracy of any interpretation of log data, conversion of log data to physical rock parameters, or recommendations which may be given by Welex personnel or which may appear on the log or in any other form. Any user of such data, interpretations, conversions, or recommendations agrees that Welex is not responsible, except where due to gross negligence or willful misconduct, for any loss, damages, or expenses resulting from the use thereof.

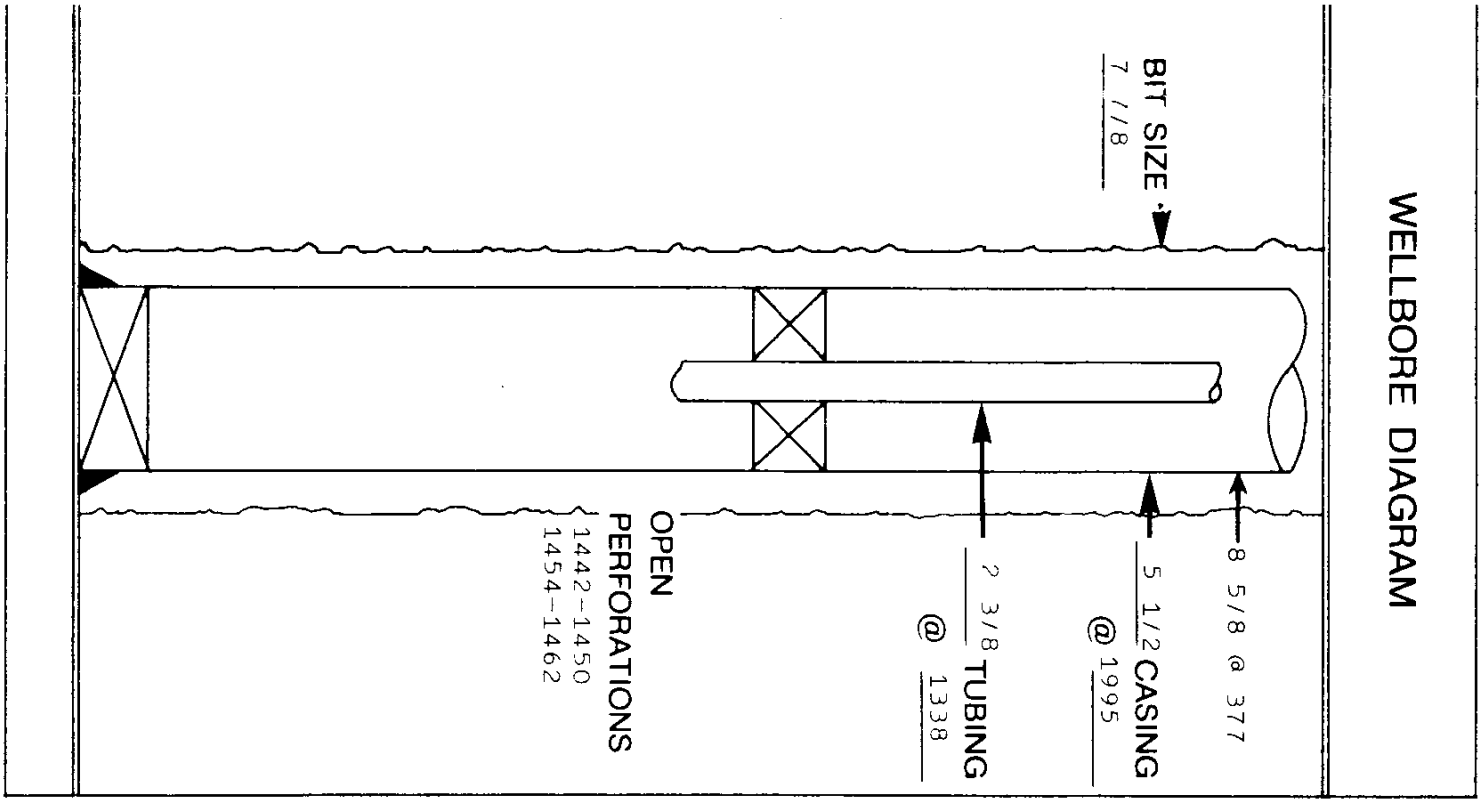

PRIMARY LOG

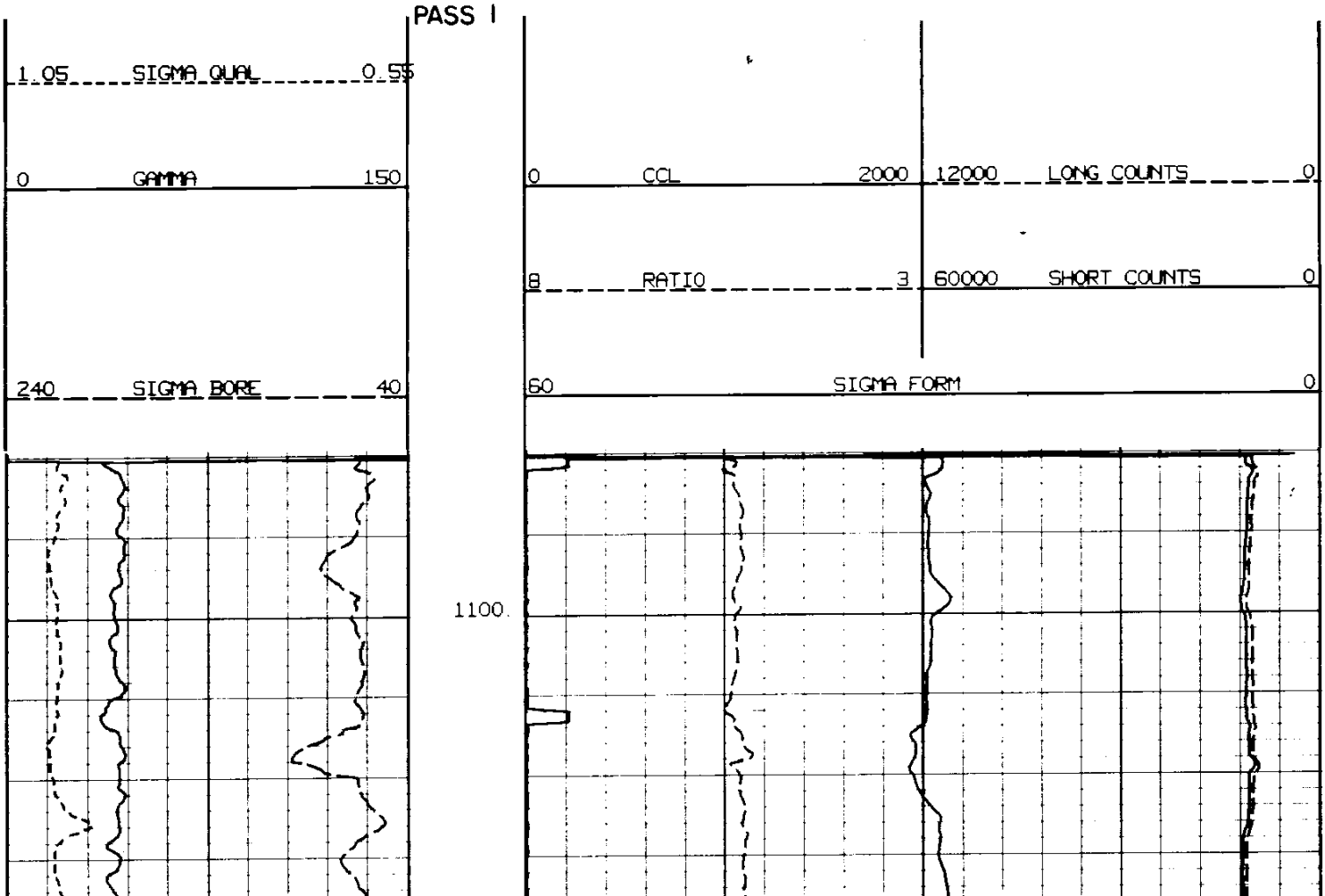

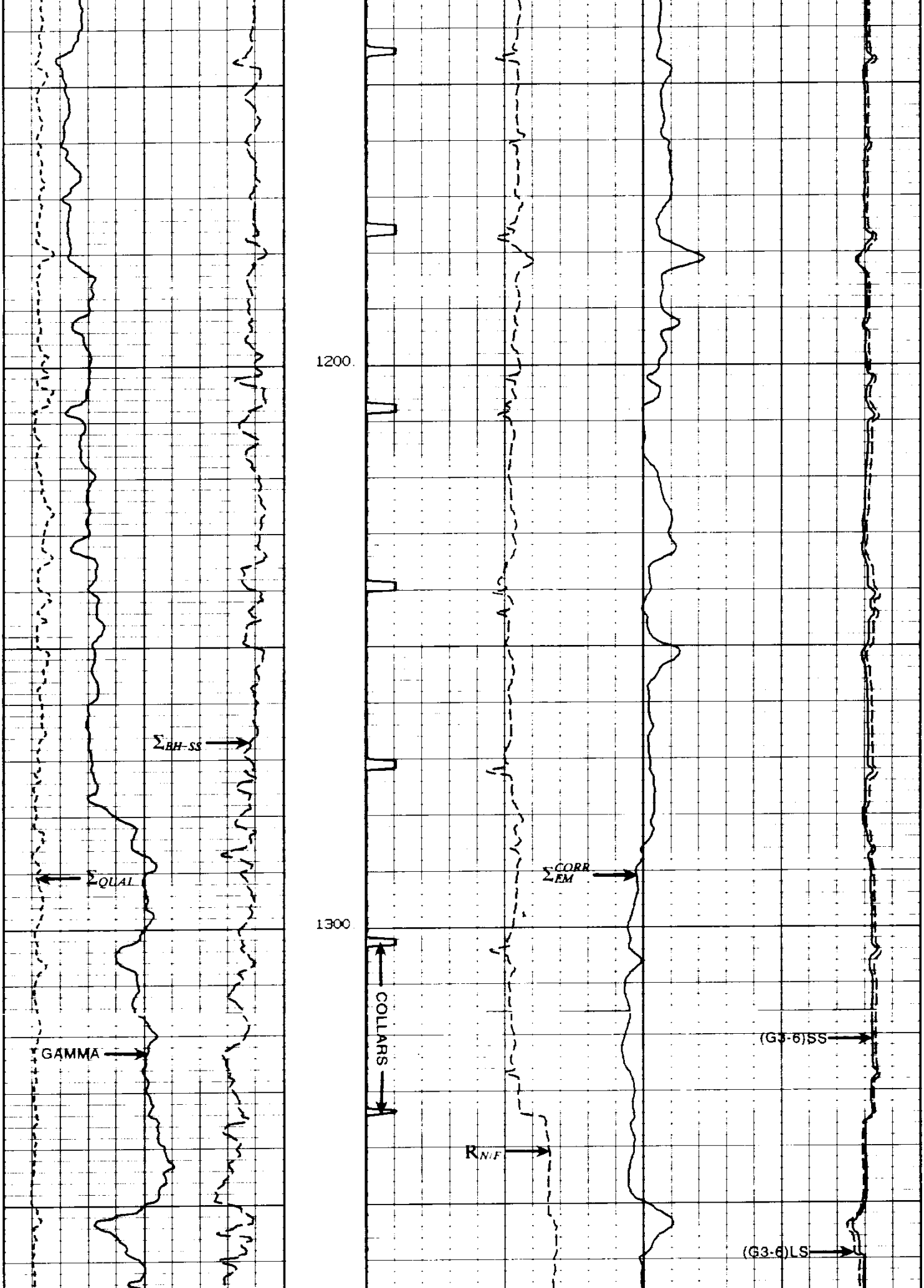

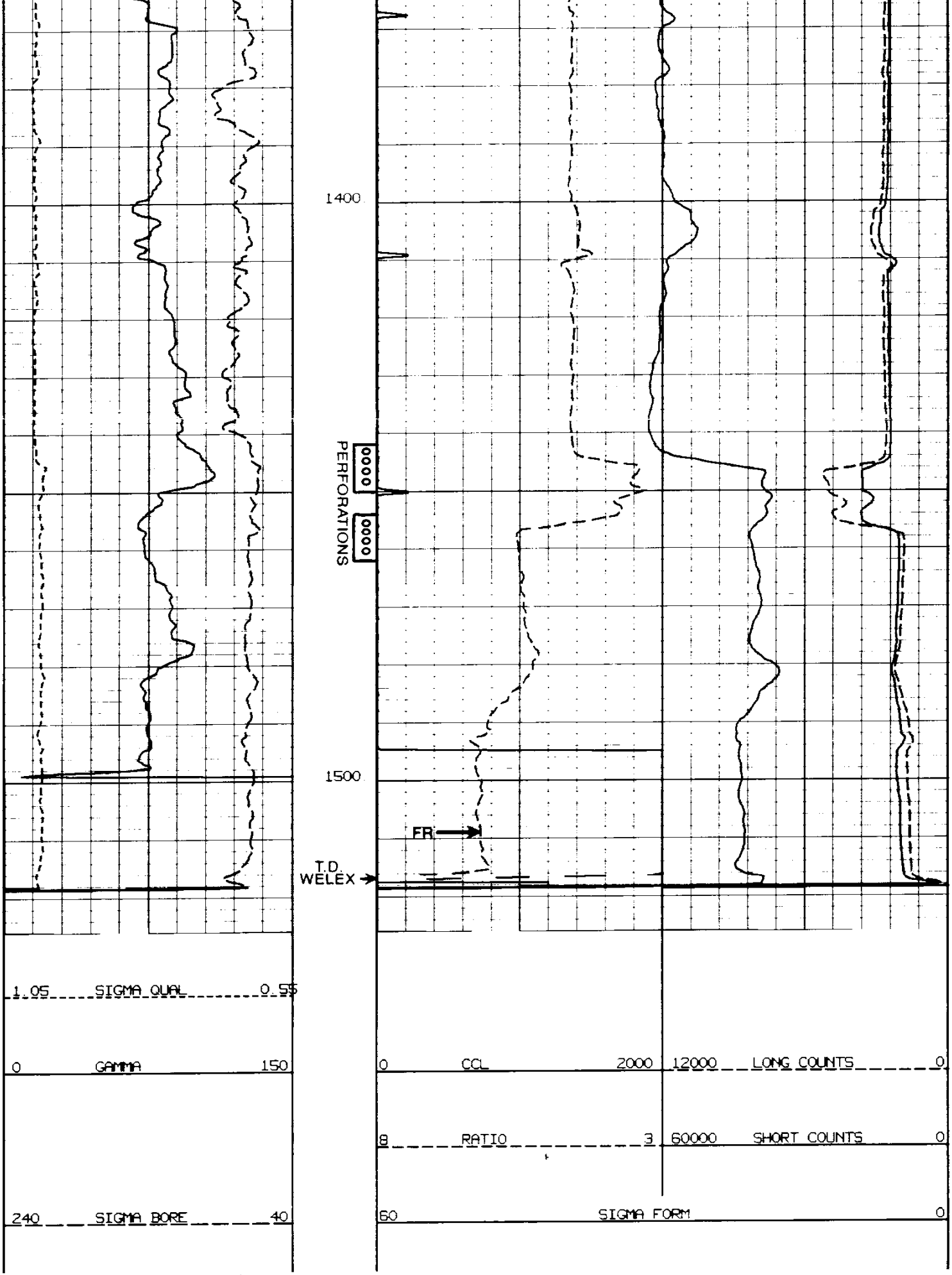

PRIMARY LOG

PASS 2

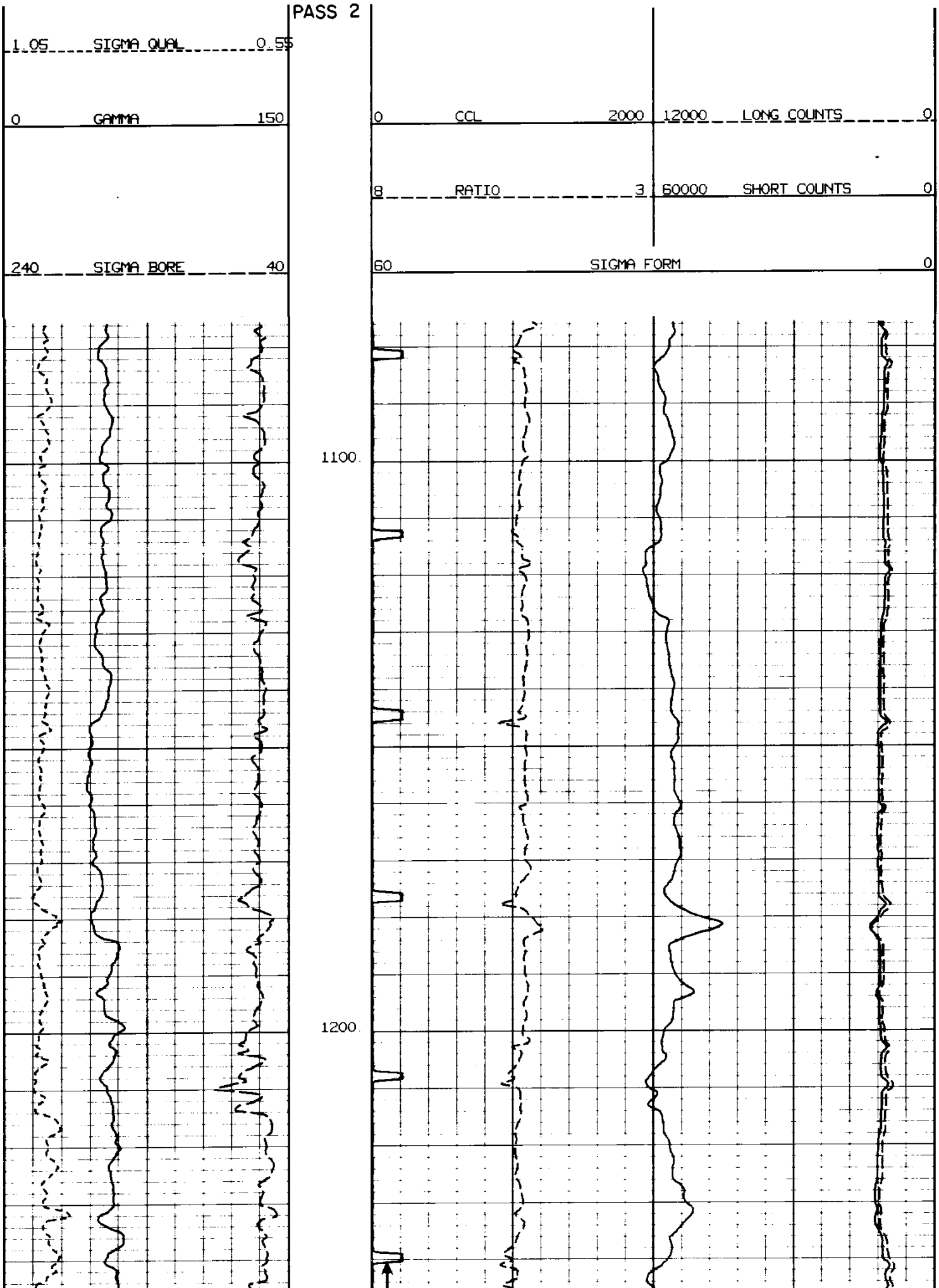

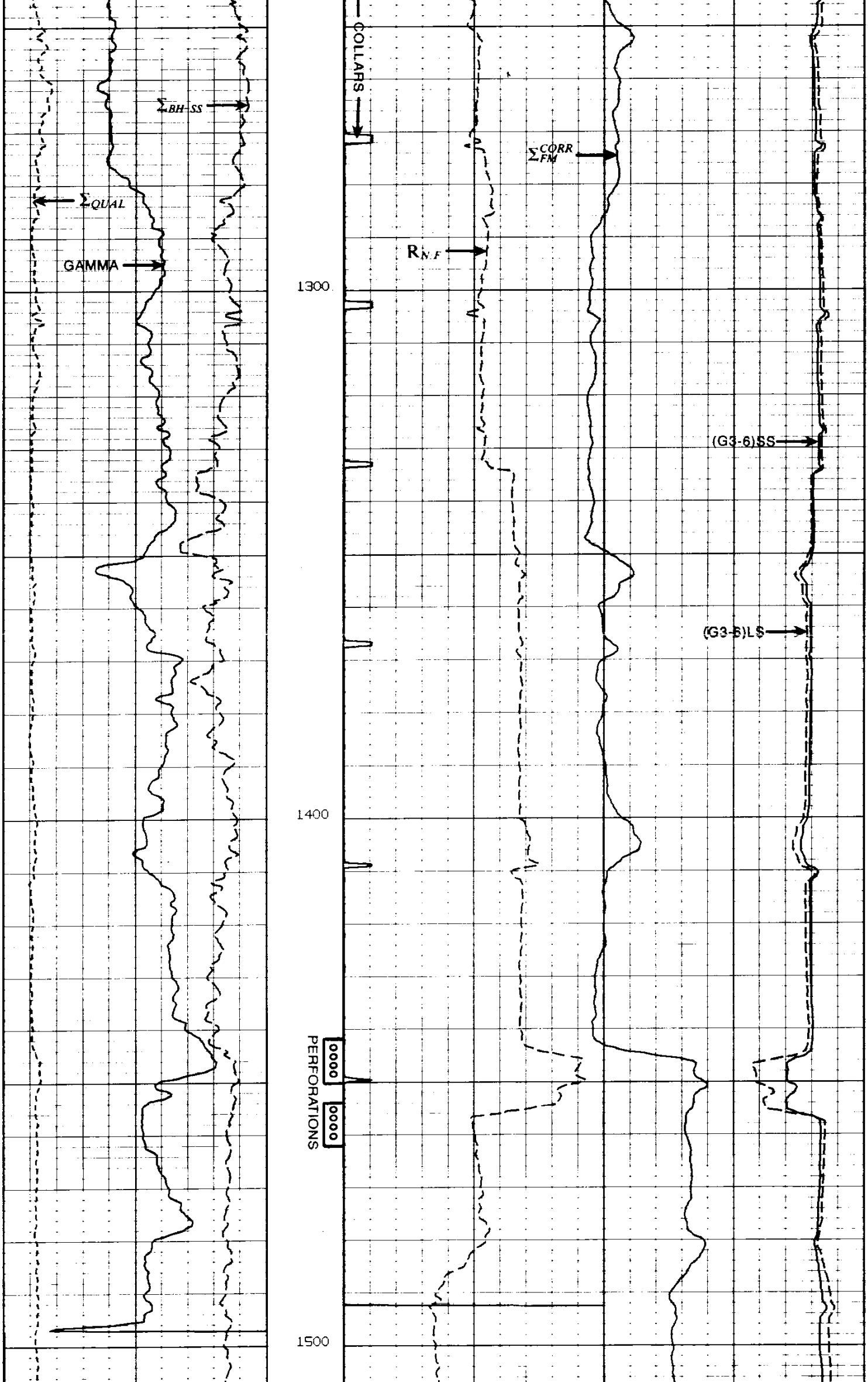

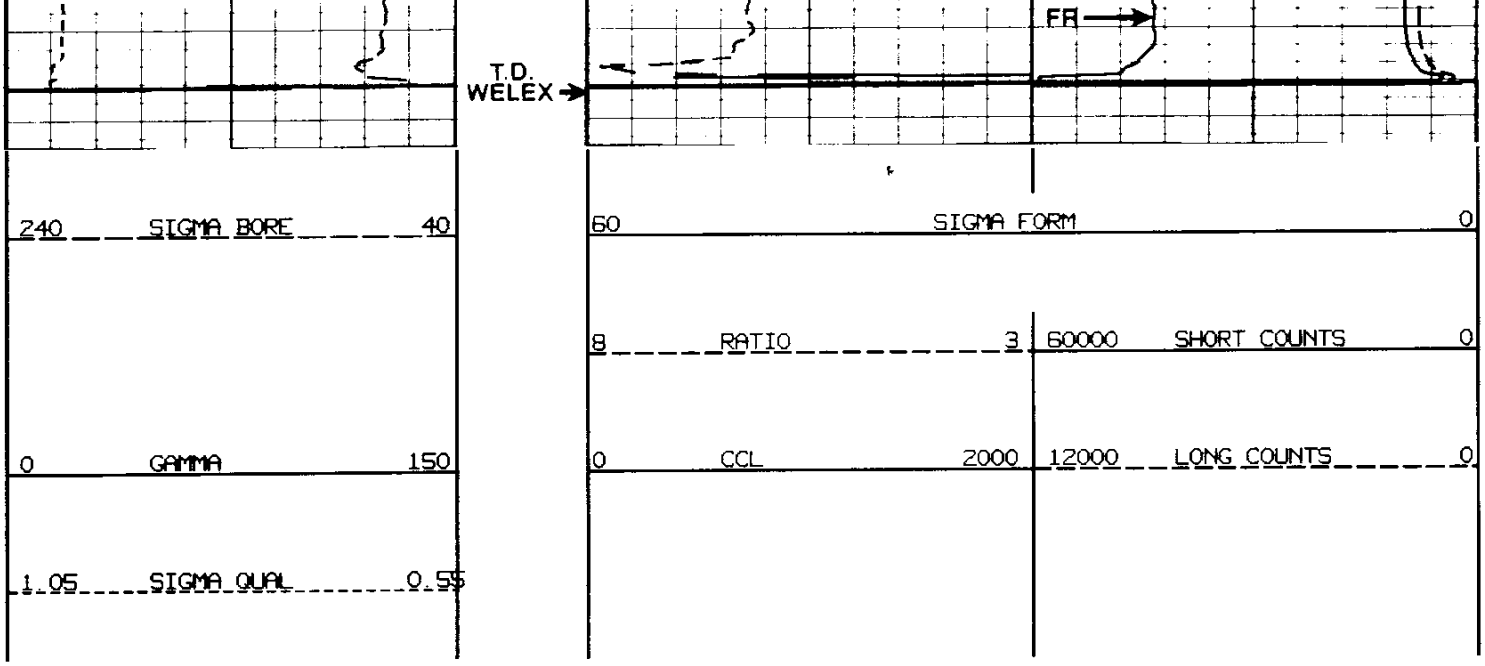

QUALITY LOG

PASS 1

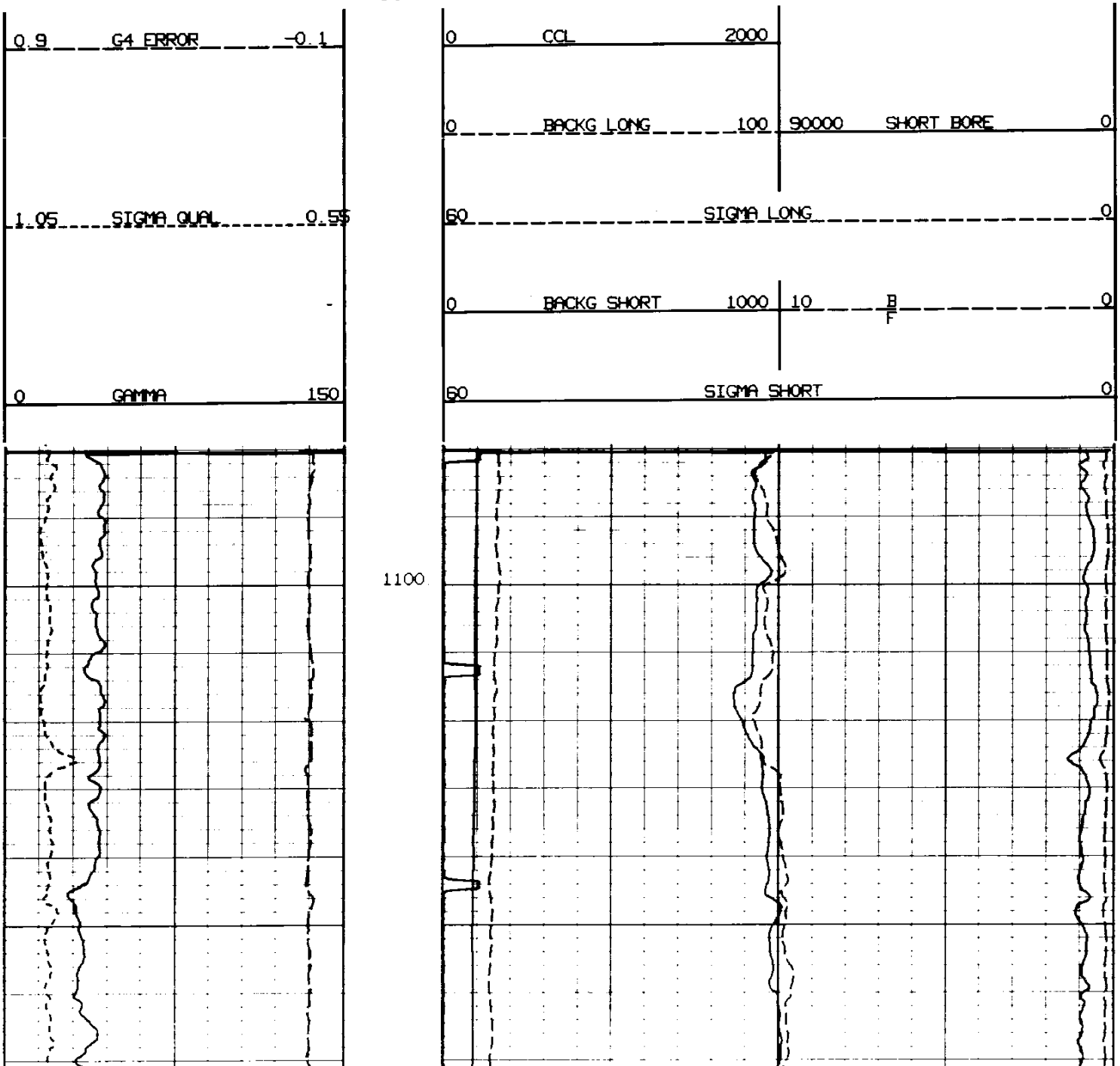

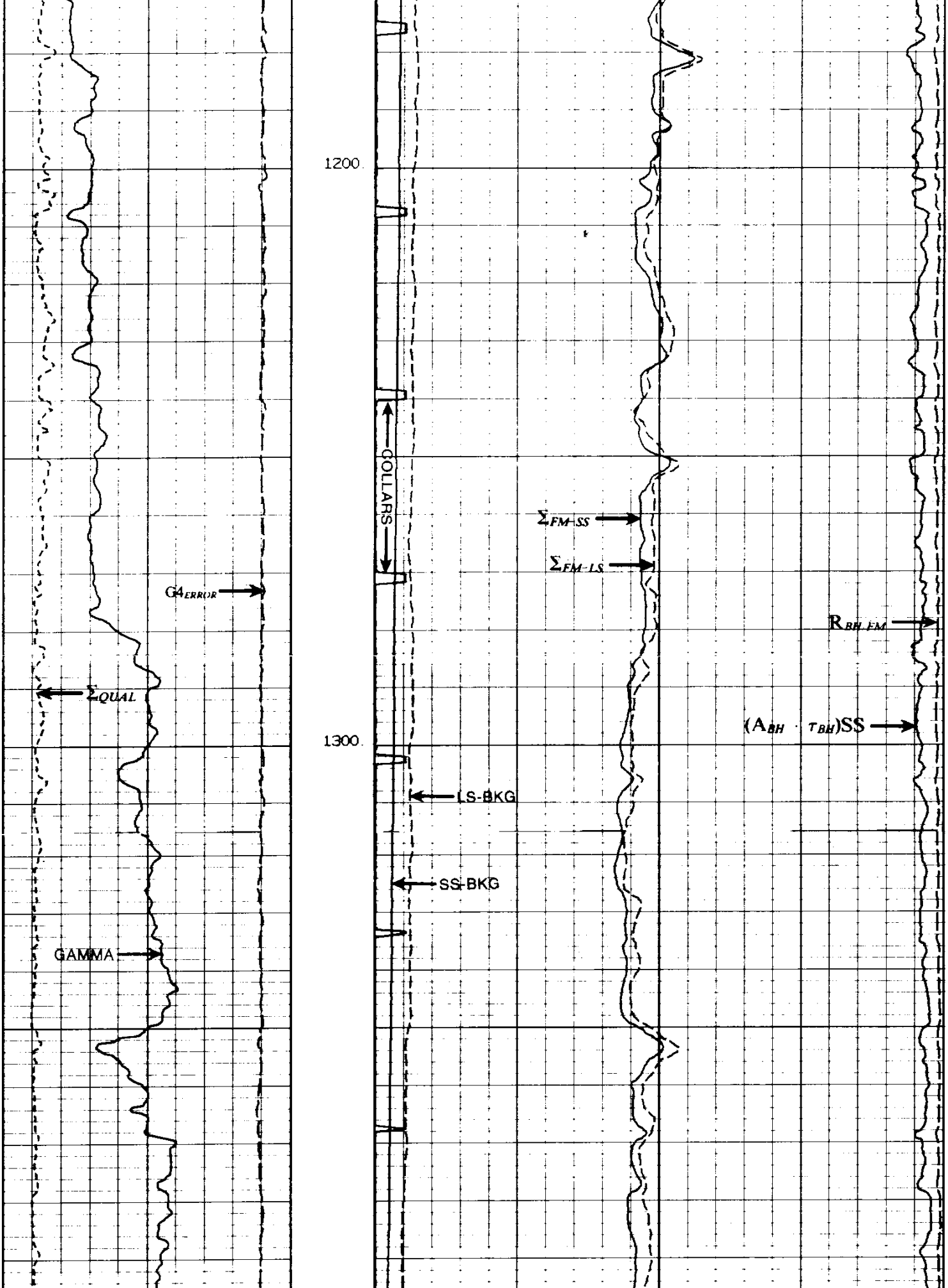

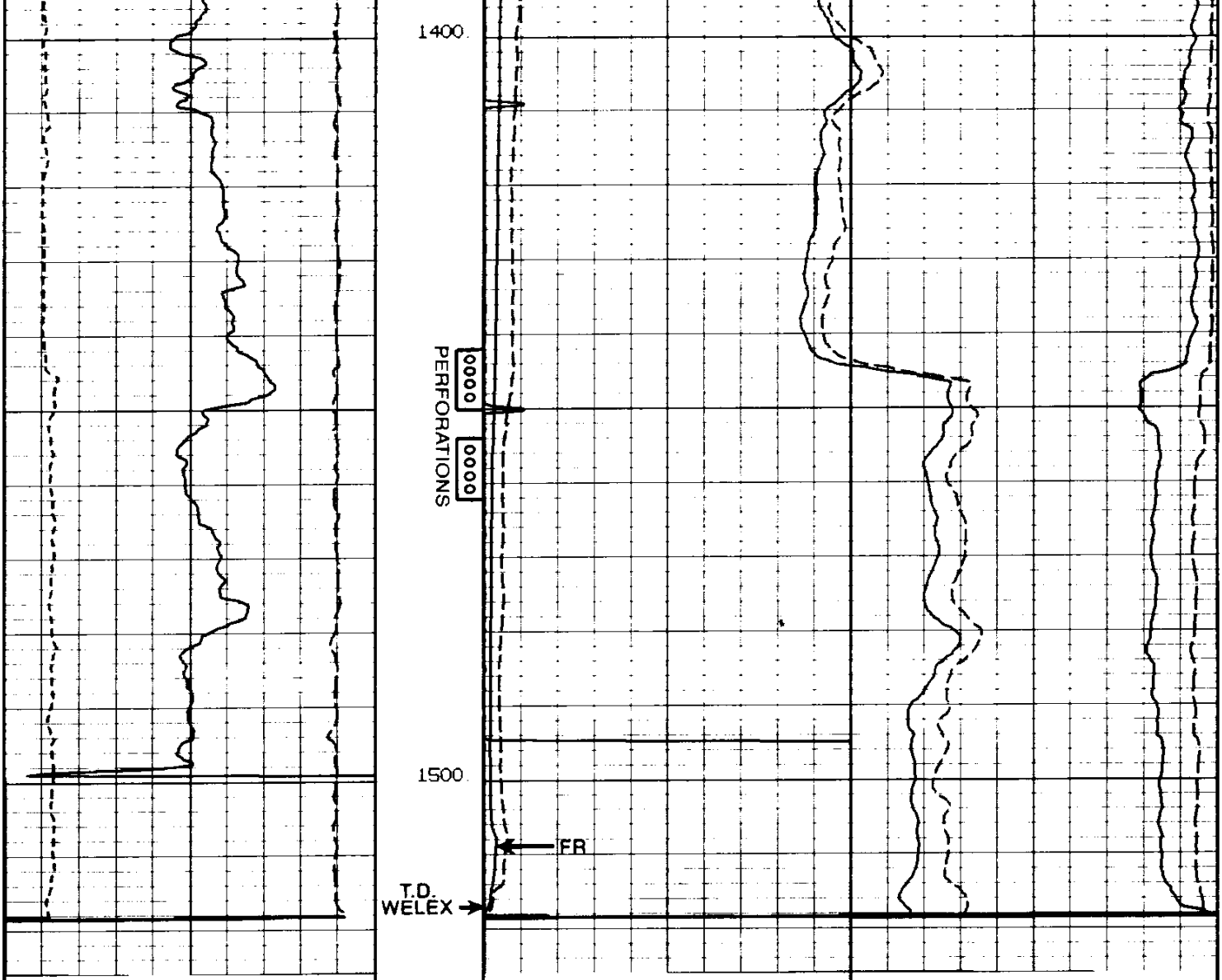

0.9 G4 ERROR -0.1	0 CCL 2000
	0 BACKG LONG 100 | 90000 SHORT BORE 0
1.05 SIGMA QUAL 0.55	60 SIGMA LONG 0
	0 BACKG SHORT 1000 | 10 $\frac{B}{F}$ 0
0 GAMMA 150	60 SIGMA SHORT 0

QUALITY LOG

PASS 2

0.9 G4 ERROR -0.1	0 CCL 2000
	0 BACKG LONG 100 | 90000 SHORT BORE 0

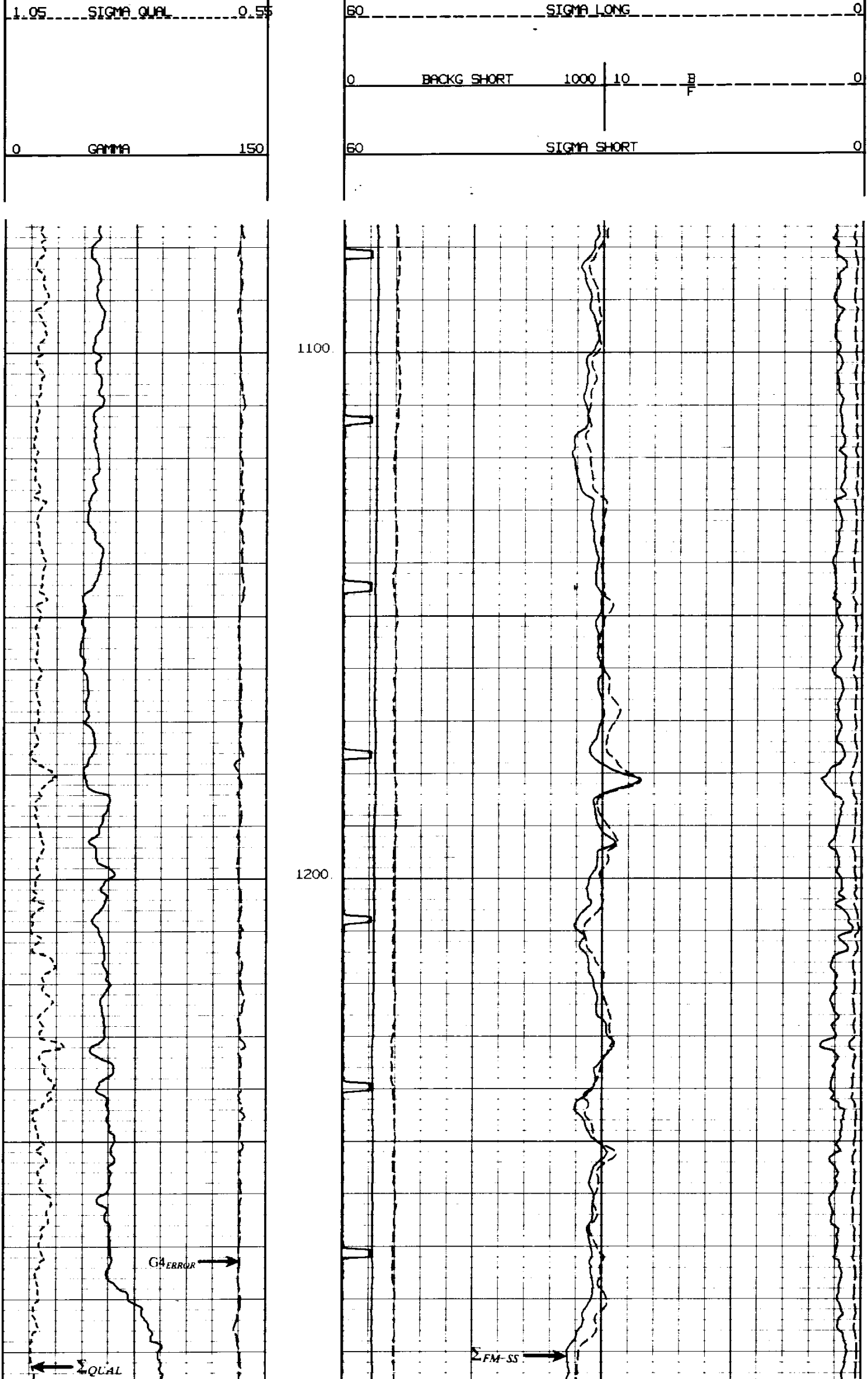

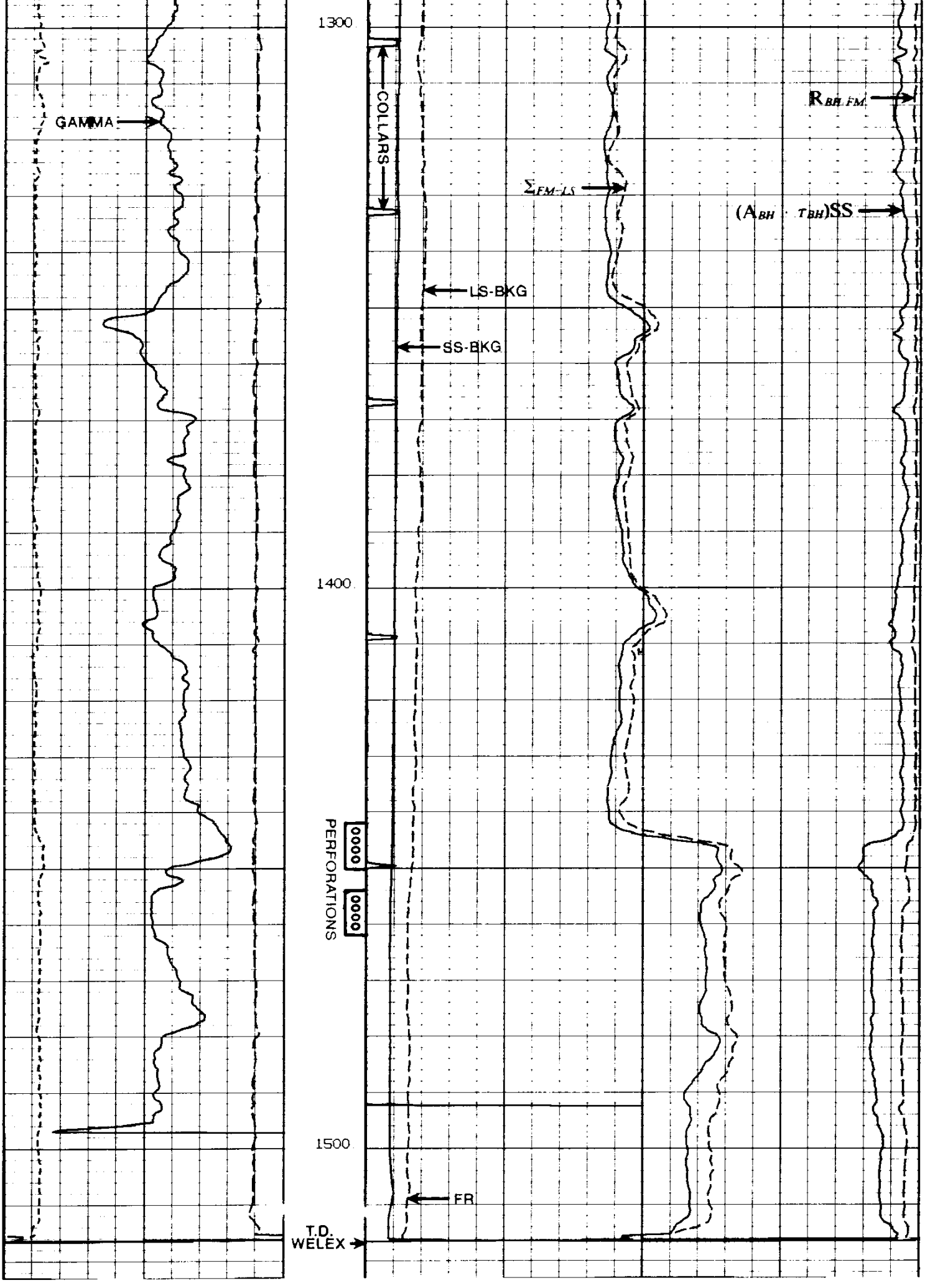

0 GAMMA 150

1.05 SIGMA QUAL 0.55

0.9 G4 ERROR -0.1

60 SIGMA SHORT 0

0 BACKG SHORT 1000 | 10 B-F 0

60 SIGMA LONG 0

0 BACKG LONG 100 | 90000 SHORT BORE 0

0 CCL 2000

SHOP CALIBRATION

240 SIGMA BORE 40

1.05 SIGMA QUAL 0.55

0.9 G4 ERROR -0.1

60 SIGMA SHORT 0

8 RATIO 3 | 60000 SHORT COUNT 0

60 SIGMA FORM 0

10000 LONG COUNT 0

60 SIGMA LONG 0

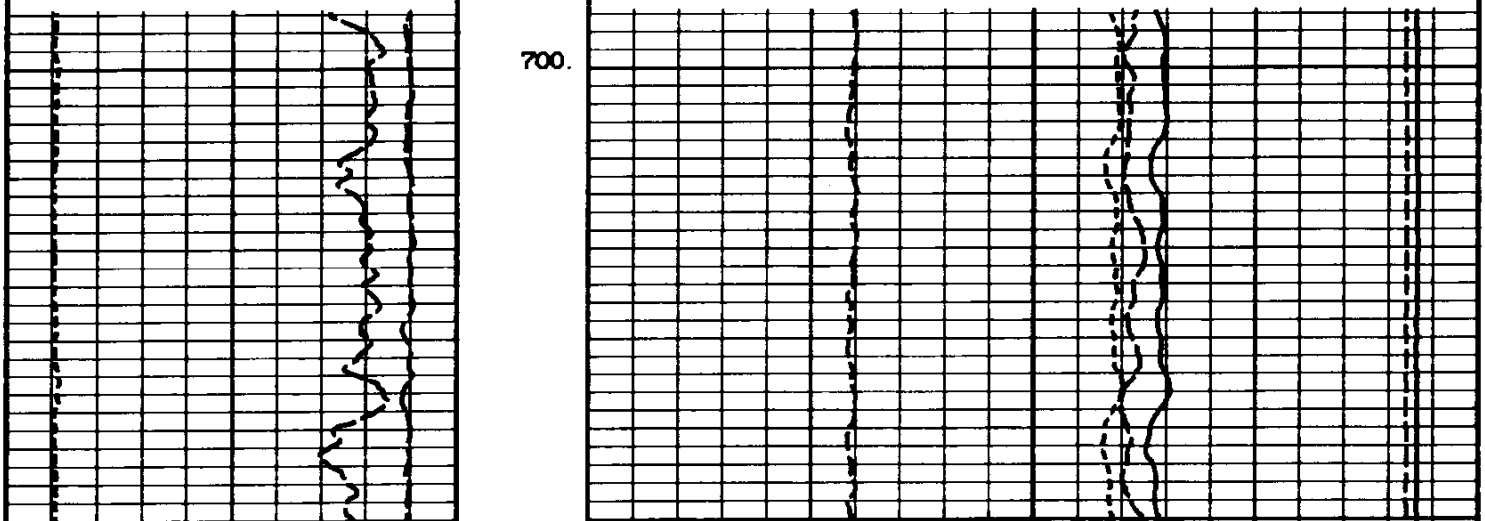

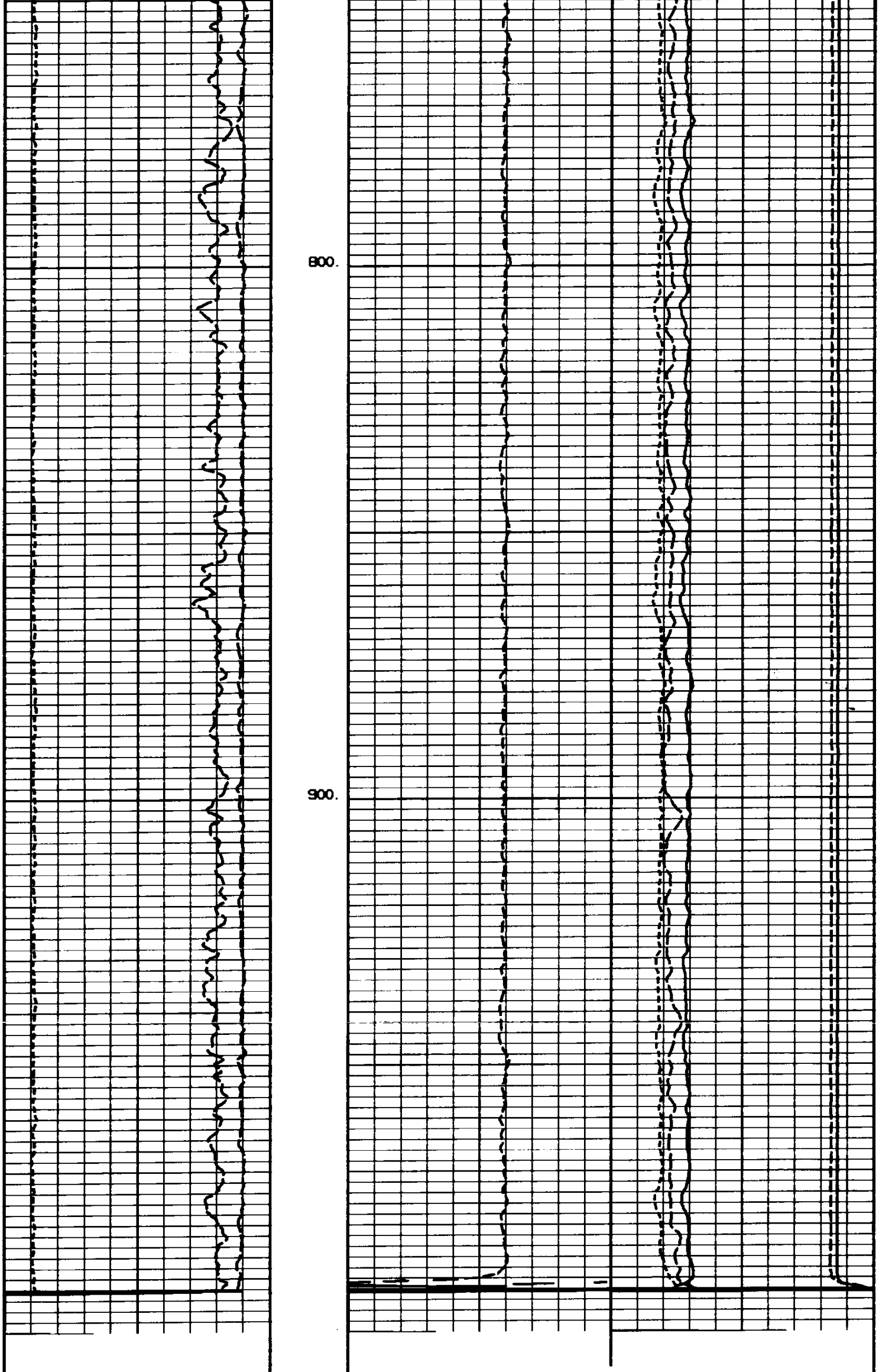

0.9 G4 ERROR -0.1

1.05 SIGMA QUAL 0.55

240 SIGMA BORE 40

60 SIGMA LONG 0

10000 LONG COUNT 0

60 SIGMA FORM 0

8 RATIO 3

60000 SHORT COUNT 0

60 SIGMA SHORT 0

```
                                      SUMMARY

TRACE                          SCALE          INT   NORM OR          (NORM#)(INTCP#)          PLOTS DIG
SURVEY         GALVO TRK      L       R       CAL   MATRIX    INTCP  OFFSET   T.C.    DELAY   C1VC2 CHAN

SIGMA SHORT      4    4      60.,    0.       0.       0.       3      0.     1.        0.    NNY    1
SIGMA LONG       5    4      60.,    0.       0.       0.       0      0.     0.        0.    NNM    2
SIGMA BORE       3    1     240.,   40.       0.       0.       0      0.     0.        0.    SNN    7
BACKG SHORT      6    2       0.,1000.       0.0.10013         0      0.     1.        0.    NNY    3
BACKGR LONG      7    2       0., 100.       0.0.10013         0      0.     0.        0.    NNM    4
SHORT COUNT      9    3   60000.    0.       0.0.80104         0      0.     0.     7.75    YNN    9
LONG COUNTS     10    3   10000.    0.       0.0.20026         0      0.     0.       8.    MNN    8
RATIO            8    2       8.,    3.      0.0.99036         0      0.     0.        0.    MNN    5
GAMMA            2    1       0.,  150.      0.0.30473         0      0.     1.    27.289   YNY    6
CCL              1    2       0.,2000.       0.  0.0125        0      0.     3.    31.629   YNY   10
L. TENSION      16    3    4095.,    0.      0.       1.       0      0.     0.        0.    NNN   11
SIGMA FORM      12    4      60.,    0.      0.       0.       0      0.     0.        0.    YNN   14
SIGMA QUAL      11    1     1.05, 0.55       0.       0.       0      0.     0.        0.    FNF   12
QUALITY 1       13    1      0.9, -0.1       0.       0.       0      0.     0.        0.    NNS   13
B/F             14    3      10.,    0.      0.       0.       0      0.     0.        0.    NNS   15
SHORT BORE      15    3   90000.    0.       0.       0.       0      0.     0.        0.    NNY   16
```

```
RATIO           NORM   0.9903          INTC          0
RATIO           NORM   0.9752          INTC          0
NEUTRON SUB  SERIAL NUMBER -24740
CALIBRATE CHANNEL     TOOL VALUE  9987
BACKGROUND      NORM   0.1001          INTC          0
SHORT SPACE     NORM   0.8010          INTC          0
LONG SPACE      NORM   0.2002          INTC          0
GAMMA SUB     SERIAL NUMBER -24740
GAMMA BACKGROUND      TOOL VALUE    100
GAMMA SOURCE VALUE    174 API UNITS      SOURCE + BACKGROUND TOOL VALUE     671
 0.3047INTC        0
```