5" DUAL INDUCTION-SFL

CSU

COMPANY: ARCO EXPLORATION COMPANY

WELL: "COLUMBIA COUNTY" #44-21

RECEIVED - PTLD
MAY 20 1985
DEPT. OF GEOLOGY
& MINERAL INDUS.

FIELD: SOUTH MIST
COUNTY: COLUMBIA
STATE: OREGON
NATION: U.S.A.
LOCATION: 272'N AND 472'W FROM
SE CORNER OF
SEC: 21 TWP: 6N RGE: 5W

PERMANENT DATUM: GL
ELEV. OF PERM. DATUM: 869.6 F
LOG MEASURED FROM: KB
10.3 F ABOVE PERM. DATUM
DRLG. MEASURED FROM: KB

ELEVATIONS-
KB: 880.0 F
DF: 879.0 F
GL: 869.6 F

DATE: 6 FEB 85
RUN NO: 1

CONFIDENTIAL

DEPTH-DRILLER: 4500.0 F
DEPTH-LOGGER: 4500.0 F
BTM. LOG INTERVAL: 4494.0 F
TOP LOG INTERVAL: 990.0 F

CASING-DRILLER: 990 F
CASING-LOGGER: 990 F
CASING: 9 5/8"

BIT SIZE: 8 3/4"
DEPTH: 4500 F

OTHER SERVICES-
BHC
FDC-CNL-GR
HDT
WST
CST

API SERIAL NO:
36 009 001

PROGRAM
TAPE NO:
26.2
SERVICE
ORDER NO:
432309

TYPE FLUID IN HOLE: GEL/LIGNO
DENSITY: 11.6 LB/G
VISCOSITY: 51.0 S
PH: 8.0
FLUID LOSS: 6.1 C3
SOURCE OF SAMPLE: MUDPIT
RM: 2.640 OHMM AT 64.0 DEGF
RMF: 2.700 OHMM AT 48.0 DEGF
RMC: 3.590 OHMM AT 48.0 DEGF
SOURCE RMF/RMC: MEASURED/MEASURED
RM AT BHT: 1.629 OHMM AT 108. DEGF
RMF AT BHT: 1.291 OHMM AT 108. DEGF
RMC AT BHT: 1.716 OHMM AT 108. DEGF

TIME CIRC. STOPPED: 03:00 2-5
TIME LOGGER ON BTM.: 21:10 2-6

MAX. REC. TEMP: 108.0 DEGF

LOGGING UNIT NO:	8128
LOGGING UNIT LOC:	SACRAMENTO
RECORDED BY:	PILCH
WITNESSED BY:	ANDERSON

REMARKS:

550 PPM CHLORIDES
DUAL AND SONIC RUN IN COMBINATION.
CME-Z AND FINS USED FOR SONIC CENTRALIZATION.

EQUIPMENT NUMBERS-

DIS-EC 567	DIC-DA 552	MCD-DA 1237	SLS-RC 525
SLC-FA 1468	IEM-DD 304	SLM-DA 428	

ALL INTERPRETATIONS ARE OPINIONS BASED ON INFERENCES FROM ELECTRICAL OR OTHER MEASUREMENTS AND WE CANNOT, AND DO NOT GUARANTEE THE ACCURACY OR CORRECTNESS OF ANY INTERPRETATIONS, AND WE SHALL NOT, EXCEPT IN THE CASE OF GROSS OR WILLFUL NEGLIGENCE ON OUR PART, BE LIABLE OR RESPONSIBLE FOR ANY LOSS, COSTS, DAMAGES OR EXPENSES INCURRED OR SUSTAINED BY ANYONE RESULTING FROM ANY INTERPRETATION MADE BY ANY OF OUR OFFICERS, AGENTS OR EMPLOYEES. THESE INTERPRETATIONS ARE ALSO SUBJECT TO OUR GENERAL TERMS AND CONDITIONS AS SET OUT IN OUR CURRENT PRICE SCHEDULE.

FILE 105 06-FEB-85 22:26
DATA ACQUIRED 06-FEB-85 22:02

TENS(LB)
20000. 0.0
ILD (OHMM)
.20000 2000.0
ILM (OHMM)
.20000 2000.0
SP (MV)
-100.0 0.0
SFLU(OHMM)
.20000 2000.0

FILE 4 06-FEB-85 22:02

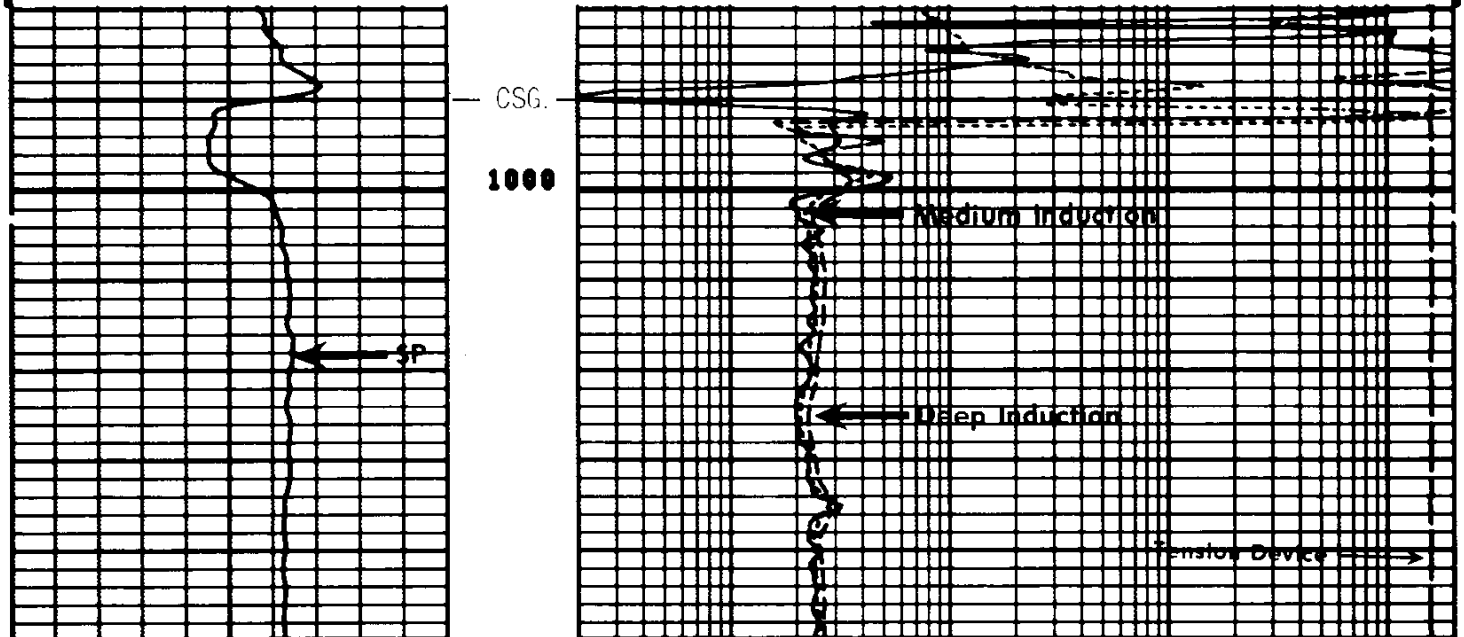

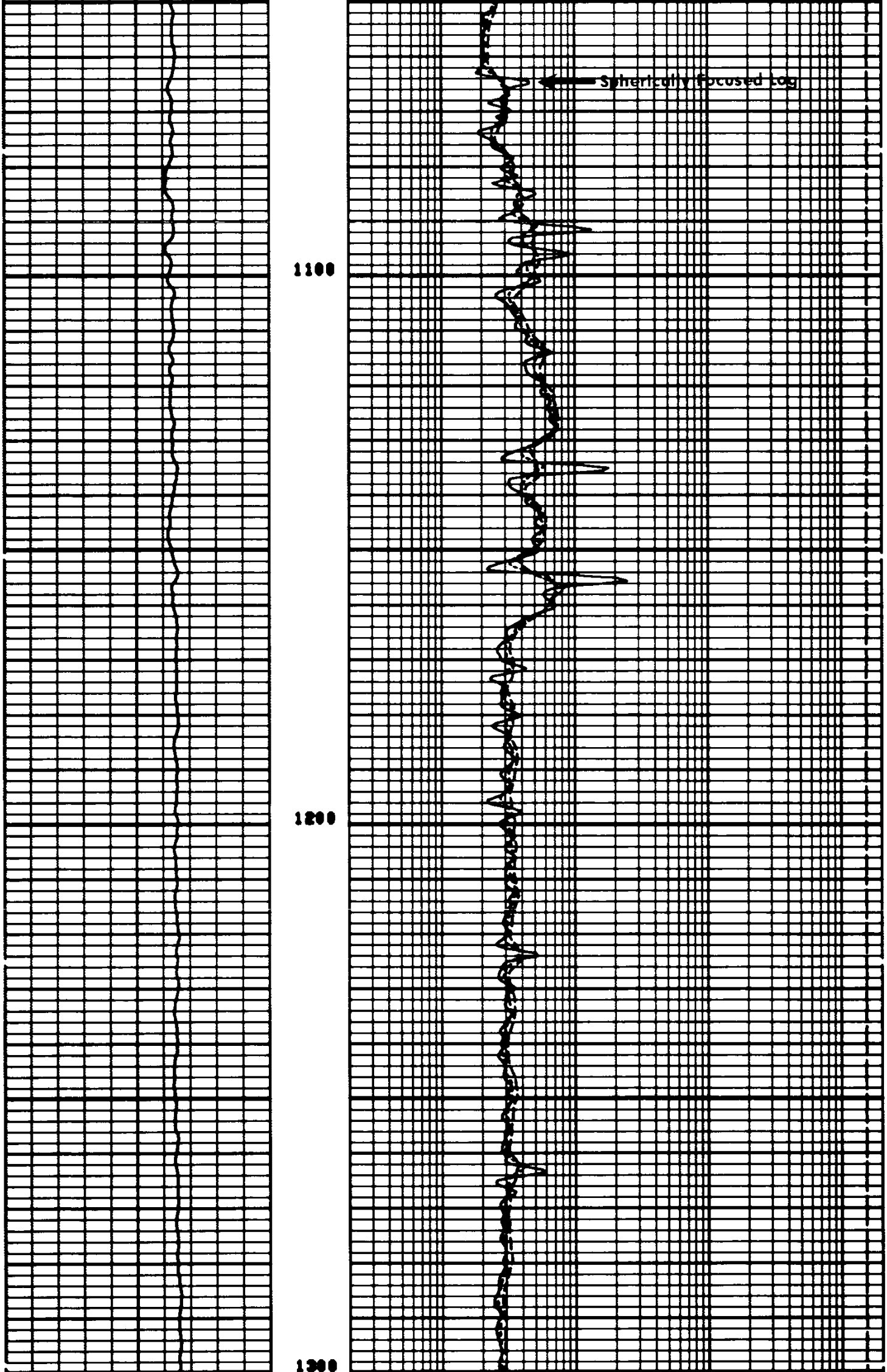

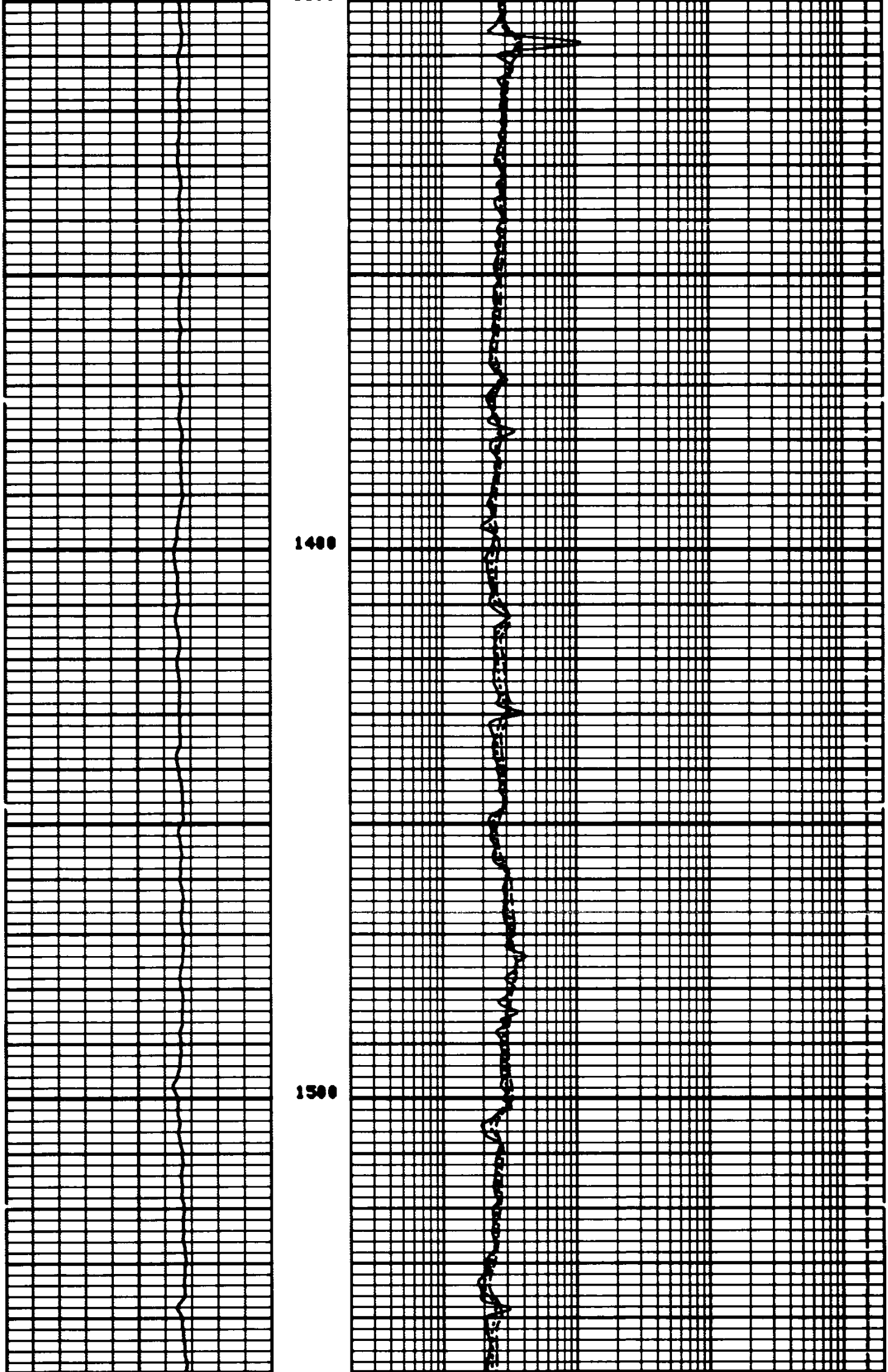

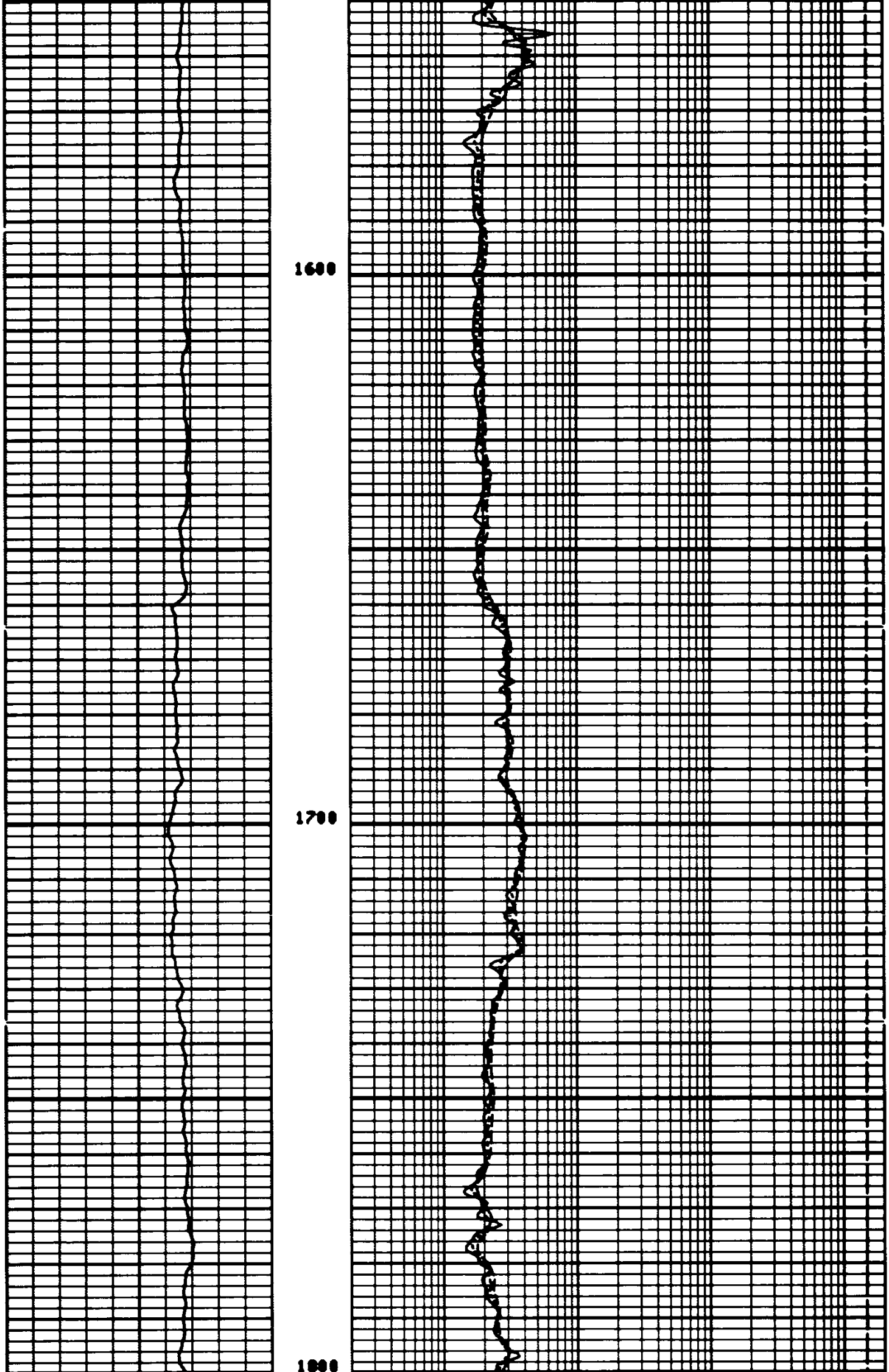

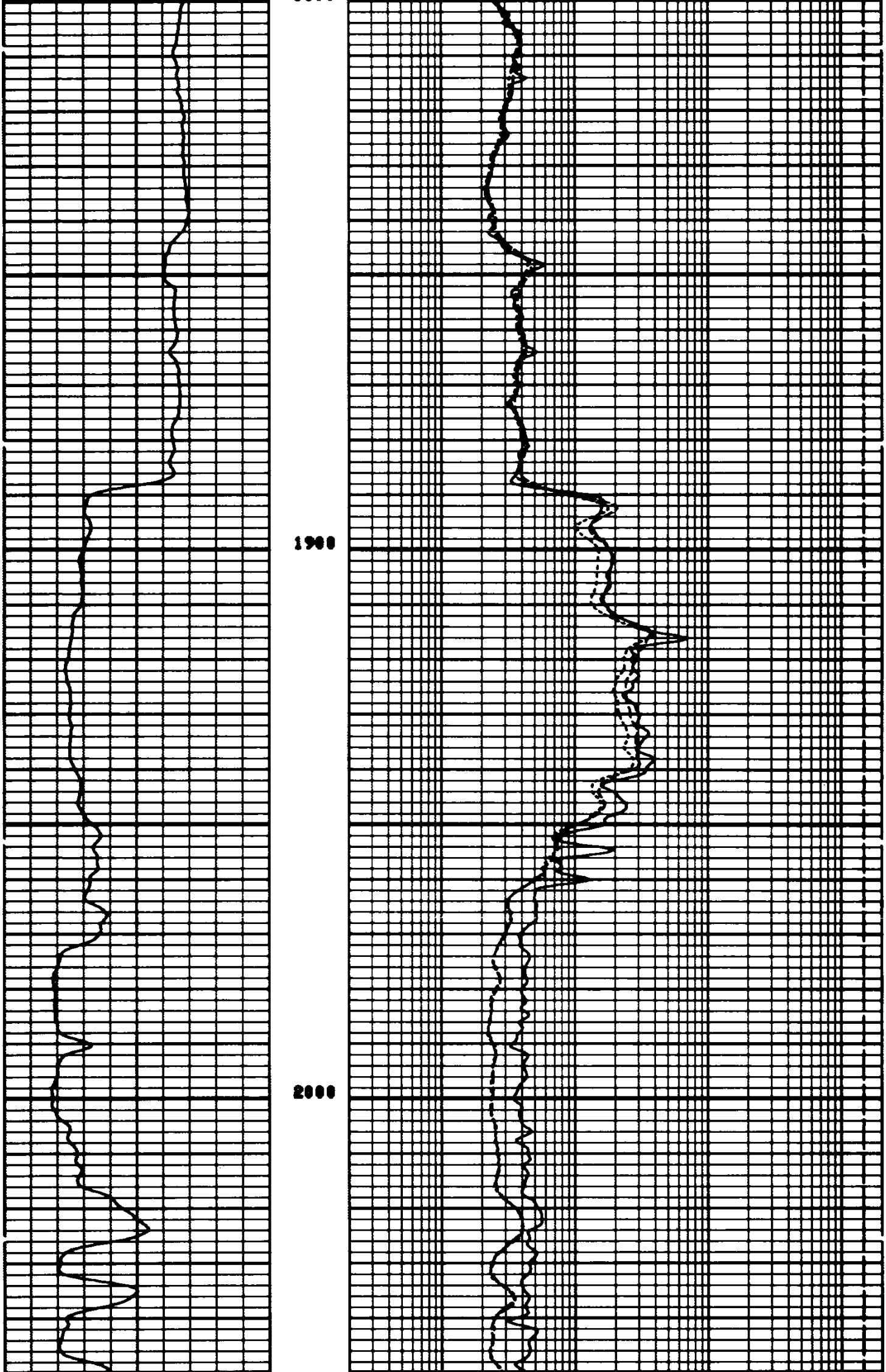

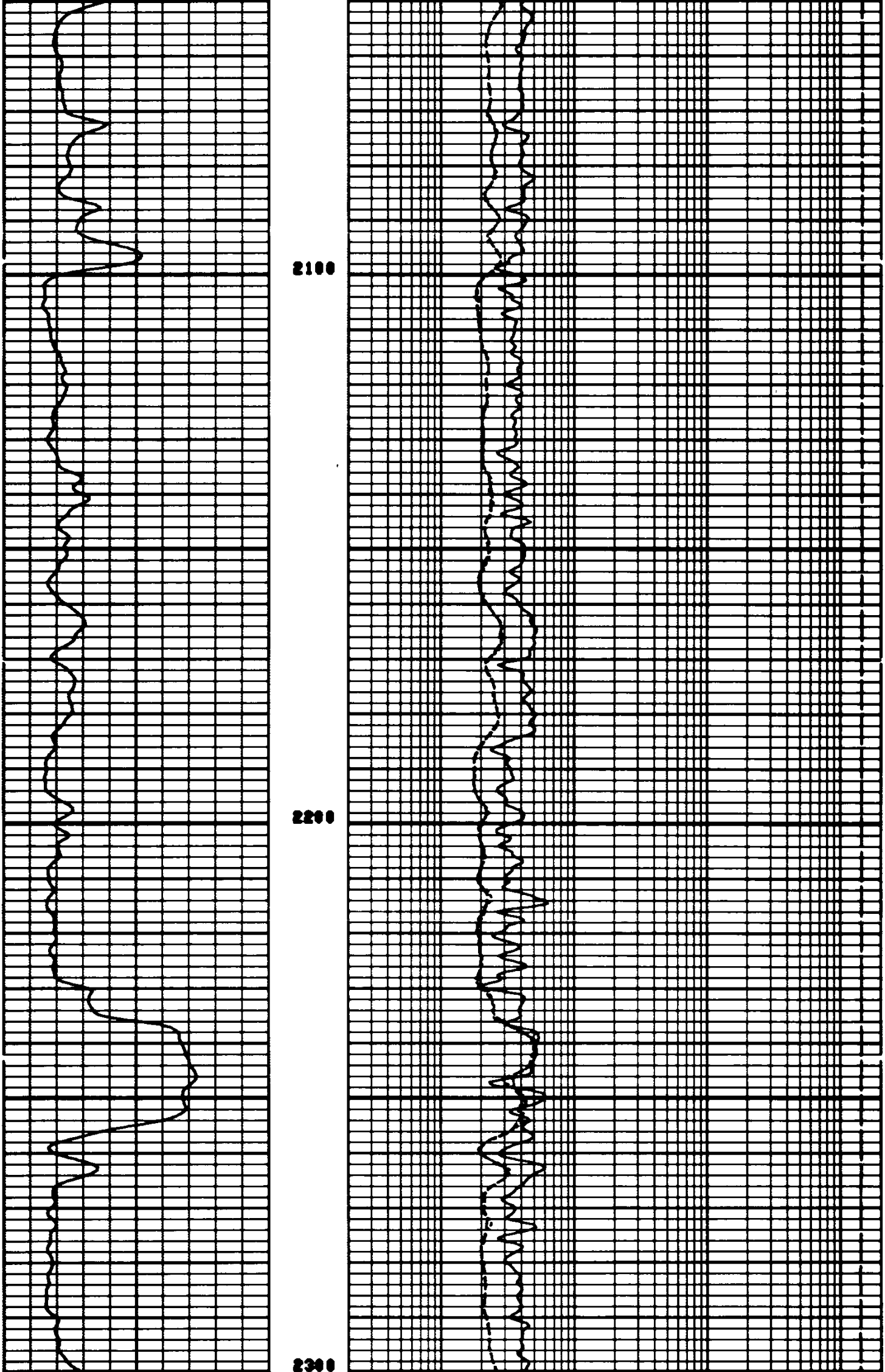

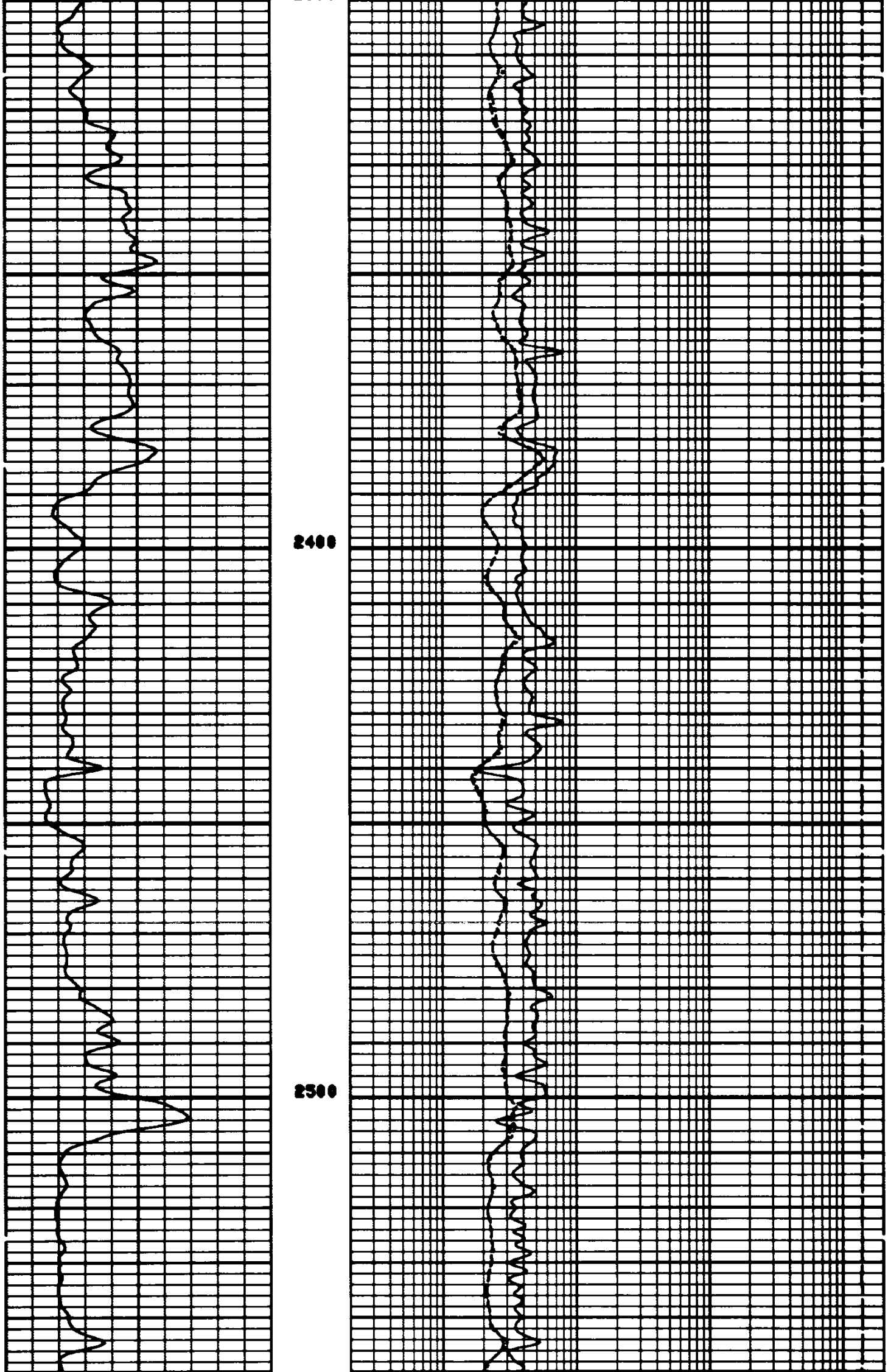

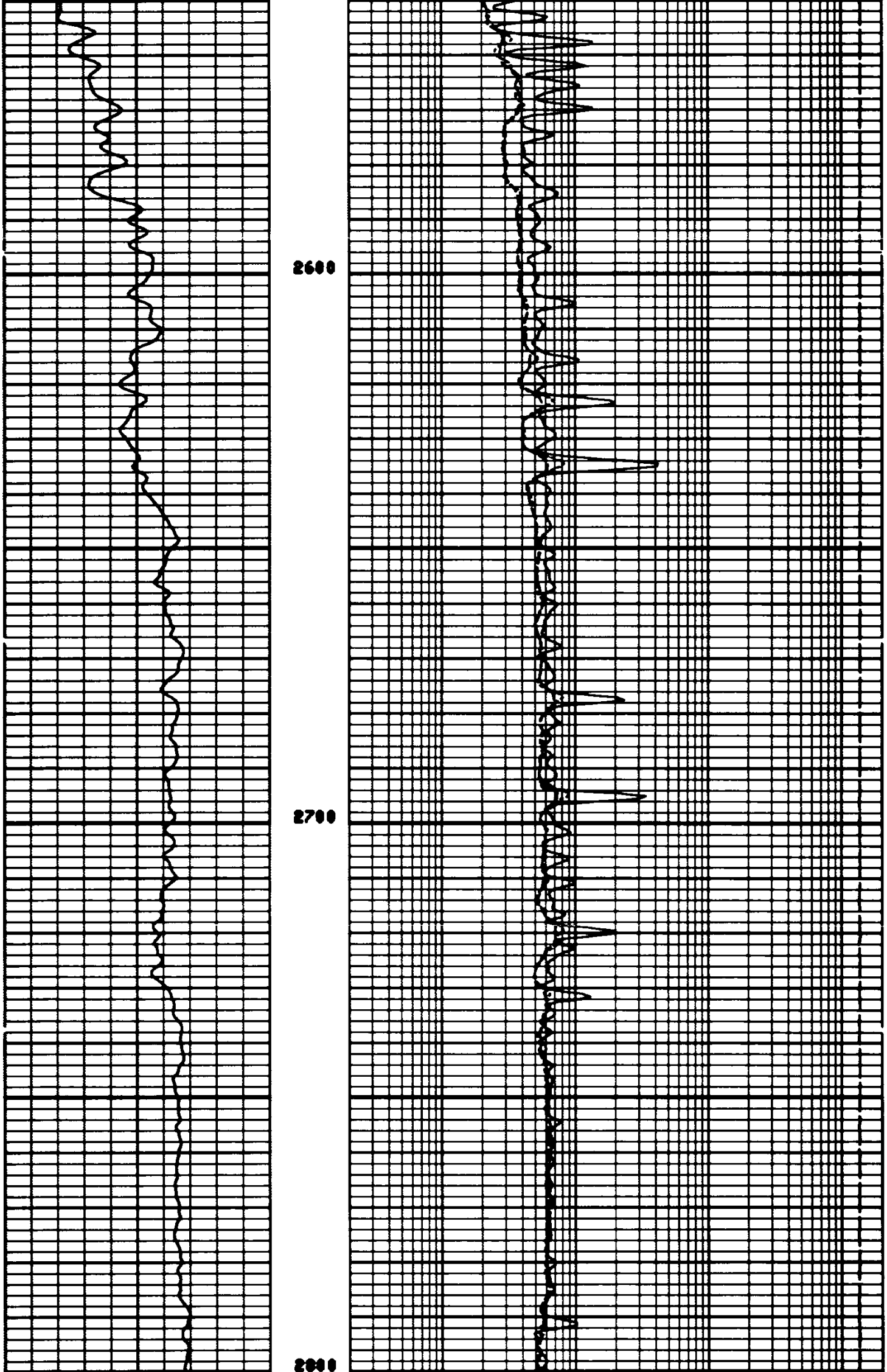

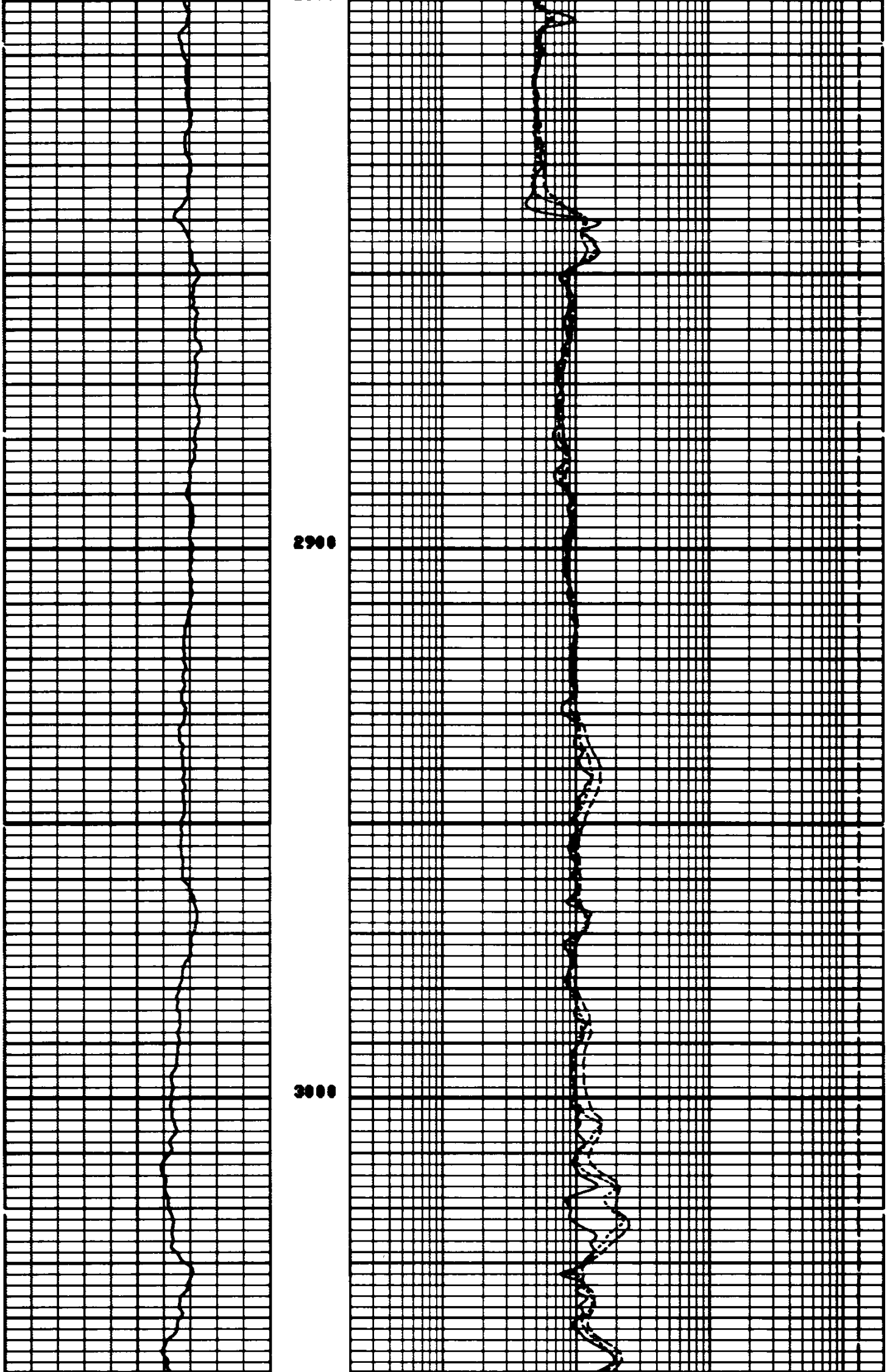

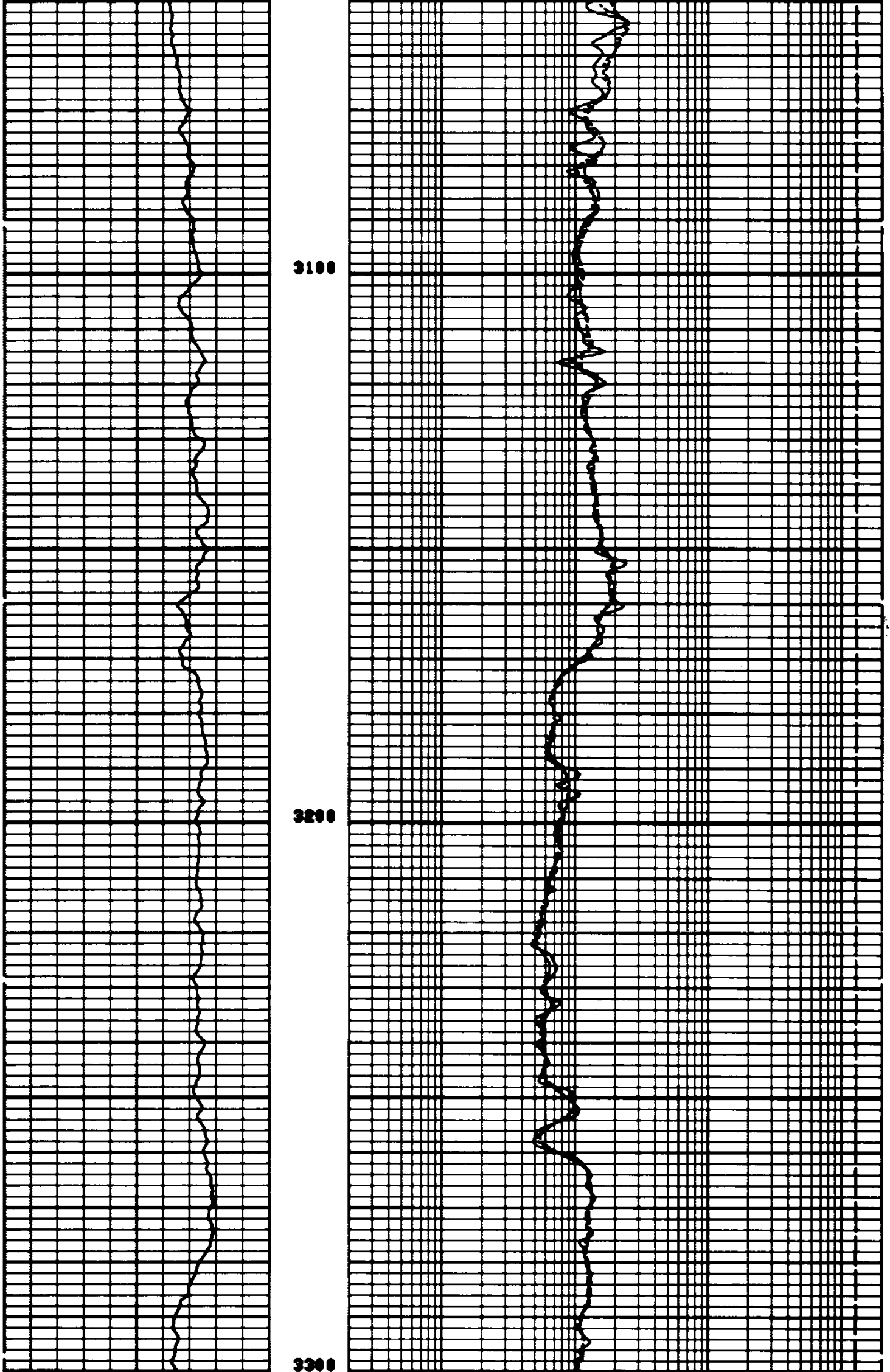

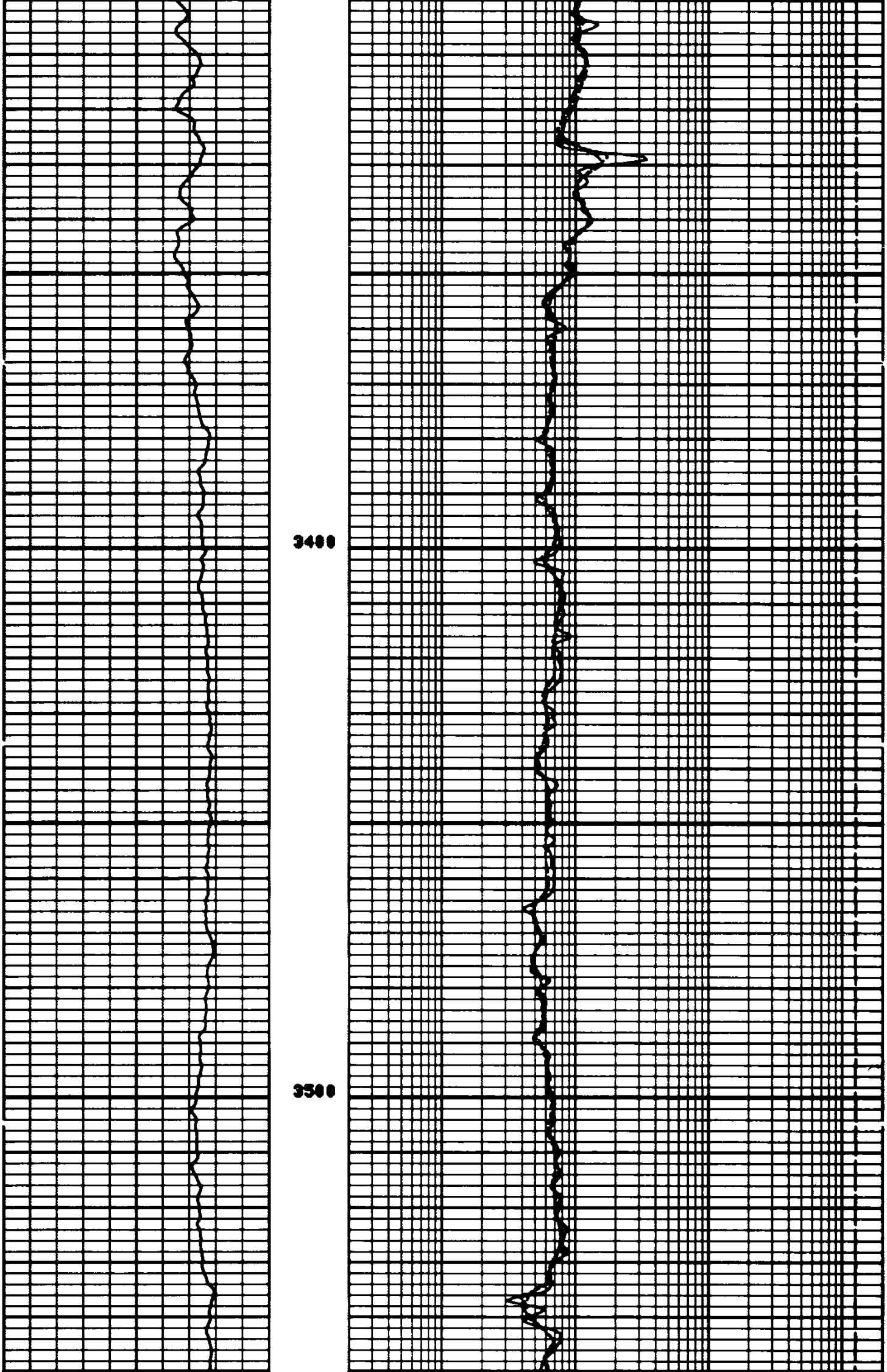

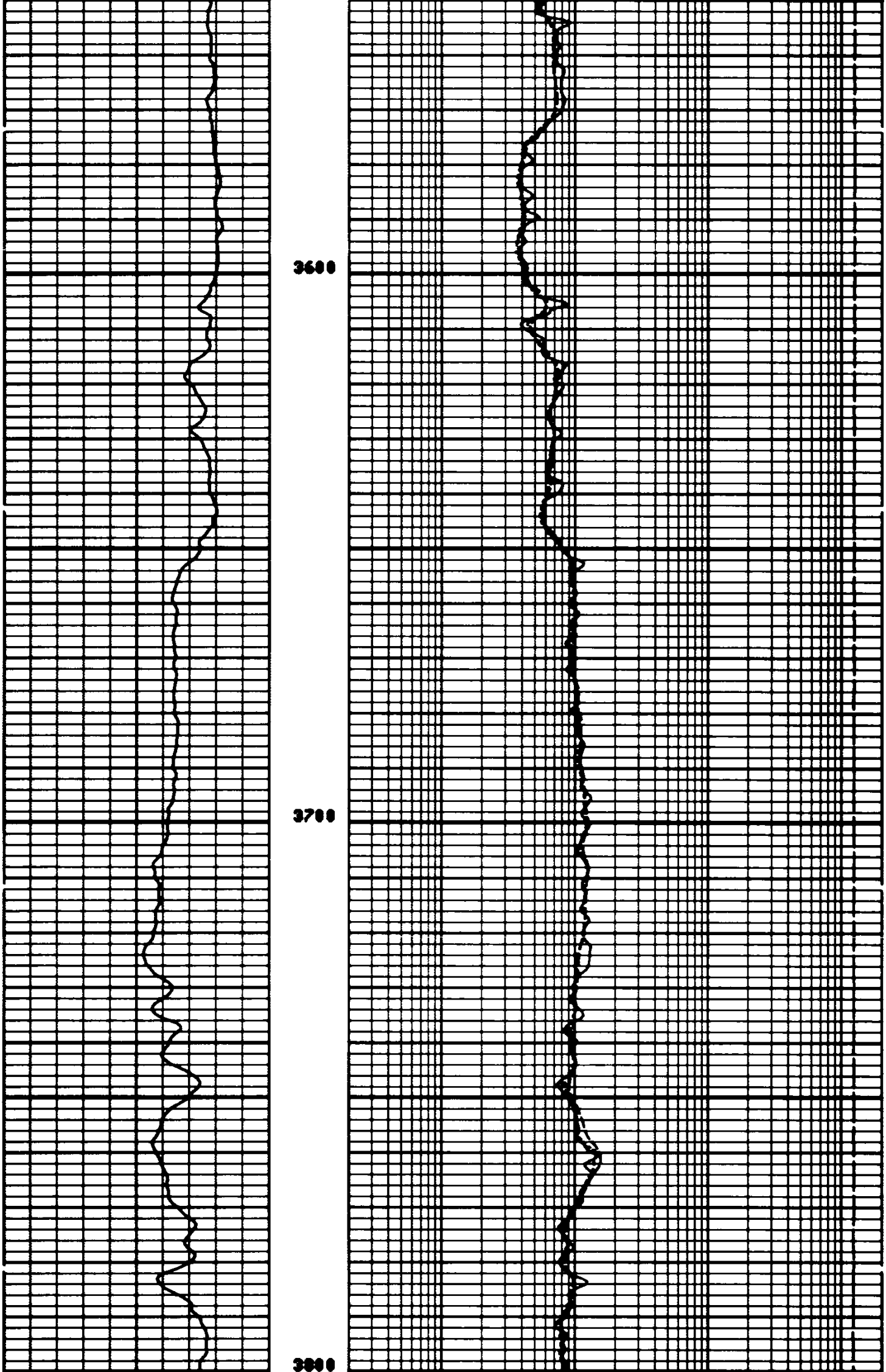

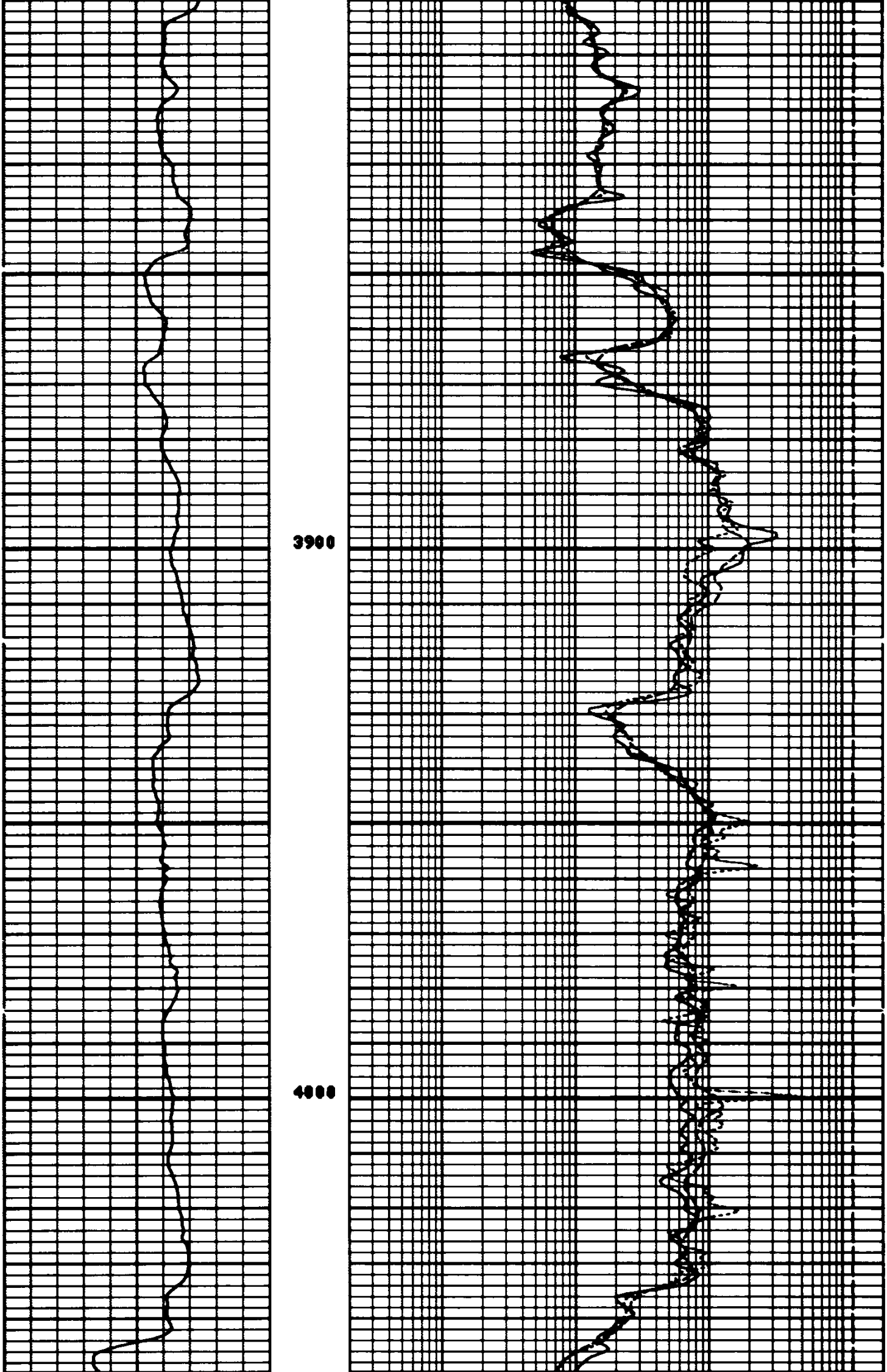

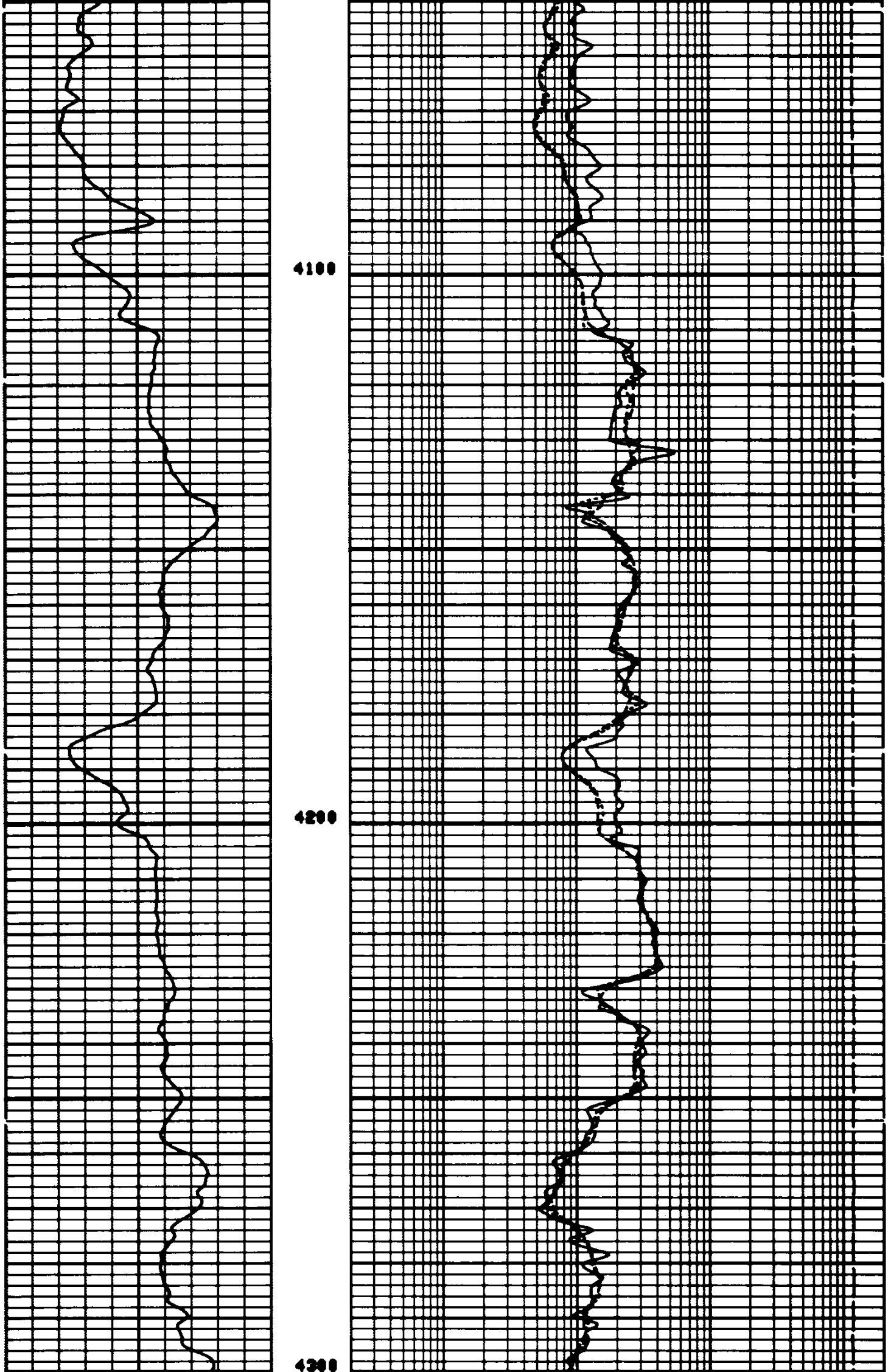

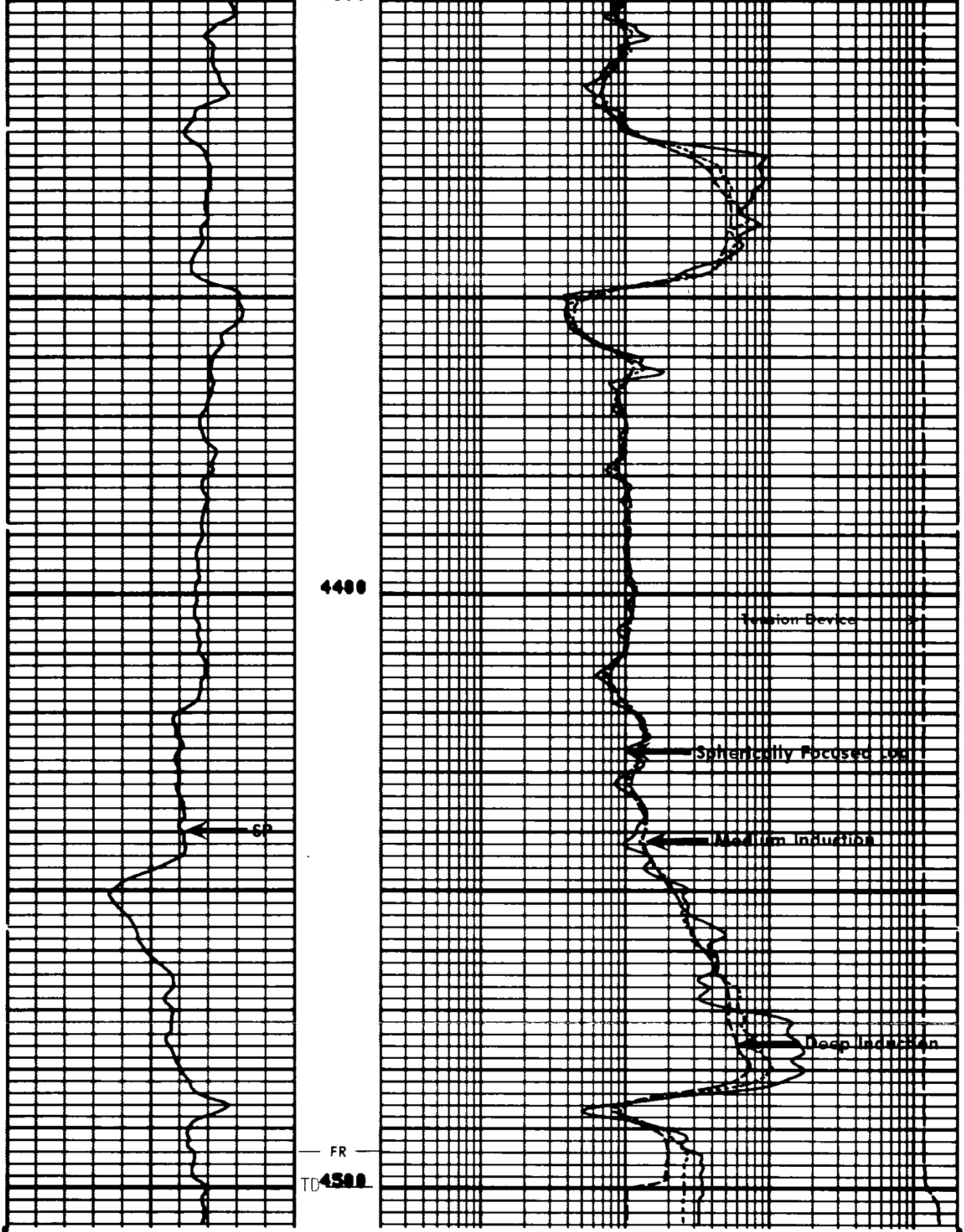

FILE 4 06-FEB-85 21:11

TENS(LB)
20000. 0.0
ILD (OHMM)
.20000 2000.0
ILM (OHMM)
.20000 2000.0
SP (MV)
-100.0 0.0
SFLU(OHMM)
.20000 2000.0

SENSOR MEASURE POINT TO TOOL ZERO

CBL	43.9	FEET	AMPL	43.9	FEET
TT3	40.1	FEET	TT4	39.1	FEET
TT1	42.9	FEET	TT2	43.9	FEET
CALI	31.0	FEET	SRAT	41.4	FEET
SFL	6.4	FEET	ILD	9.4	FEET
SP	2.5	FEET	ILM	5.7	FEET
TENS	2.5	FEET	SPAR	2.5	FEET
NOIS	35.6	FEET			

PARAMETERS

NAME	VALUE	UNIT	NAME	VALUE	UNIT
WSV1	WF1		DWS	16	
DSIN	5	US	DDEL	200	US
CBTS	100.000		DWCO	512	
DTF	189.000	US/F	DTM	56.0000	US/F
SBR	1.00000	OHMM	DSEC	7.60000	MMHO
BHS	OPEN		MSEC	7.40000	MMHO
BS	8.75000	IN			

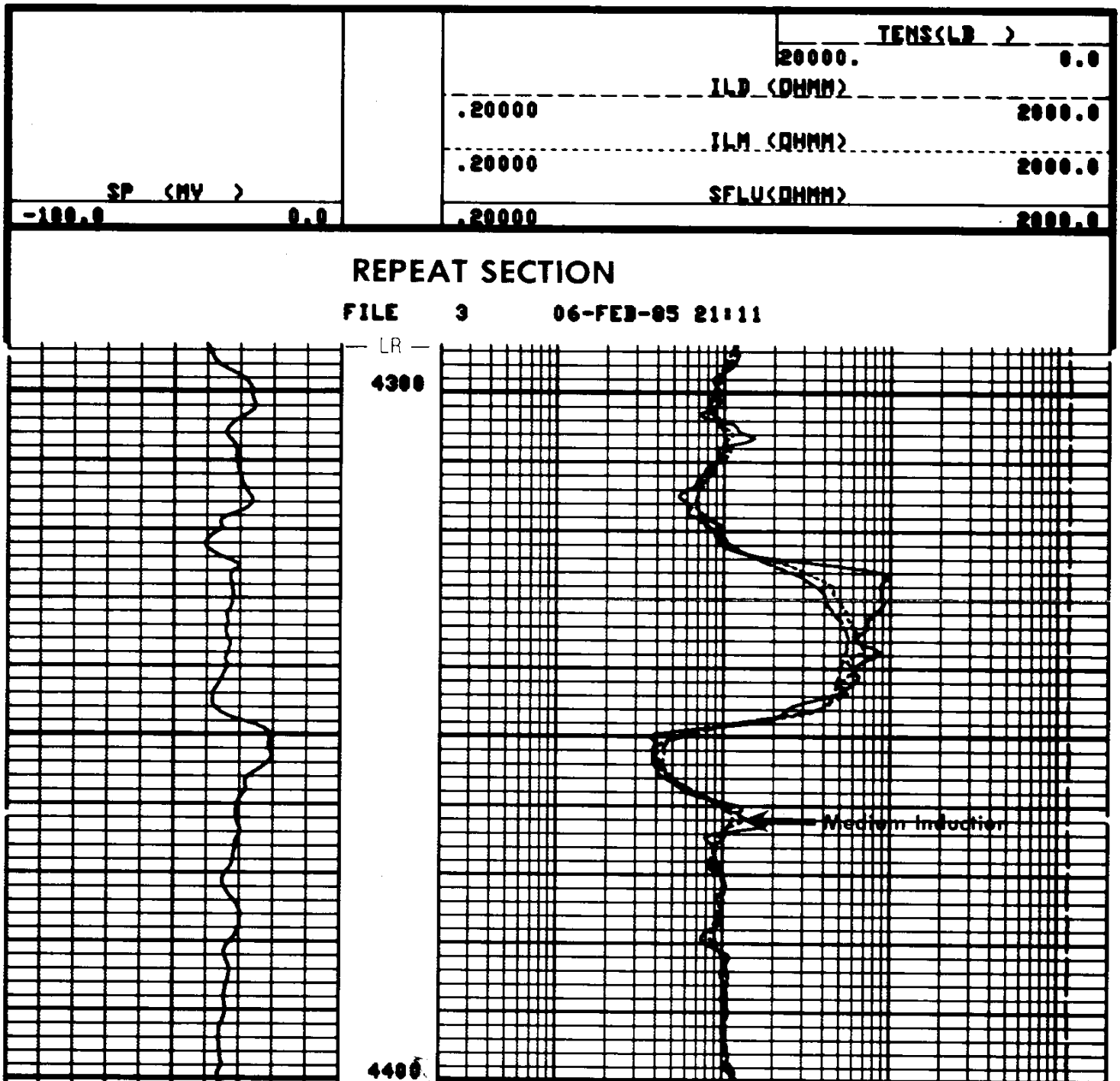

REPEAT SECTION

FILE 3 06-FEB-85 21:11

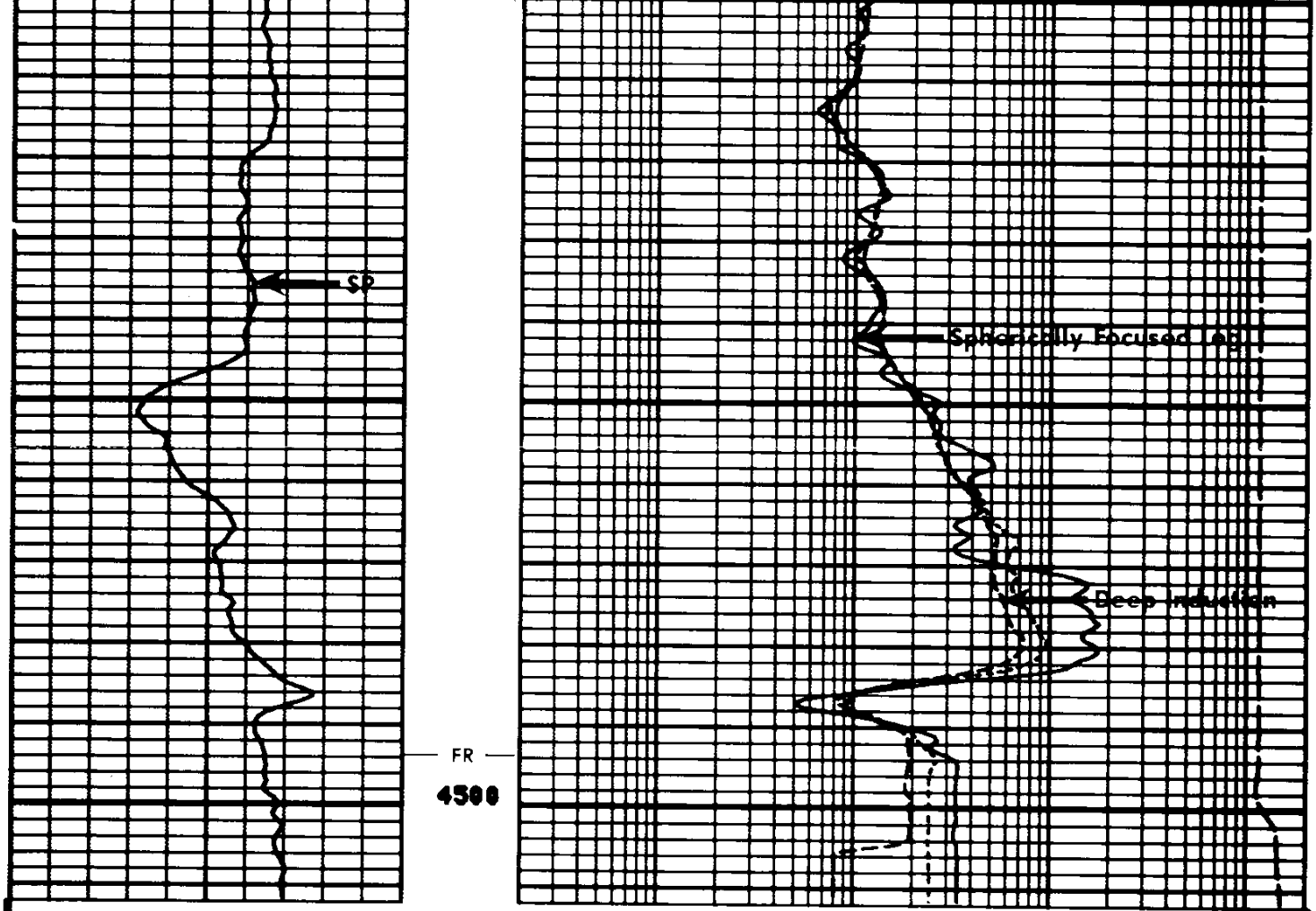

FILE 3 06-FEB-85 21:06

TENS(LB)
20000. 0.0

ILD (OHMM)
.20000 2000.0

ILM (OHMM)
.20000 2000.0

SP (MV)
-100.0 0.0

SFLU(OHMM)
.20000 2000.0

SENSOR MEASURE POINT TO TOOL ZERO

CBL	43.9	FEET	AMPL	43.9	FEET
TT3	40.1	FEET	TT4	39.1	FEET
TT1	42.9	FEET	TT2	43.9	FEET
CALI	31.8	FEET	SRAT	41.4	FEET
SFL	6.4	FEET	ILD	9.4	FEET
SP	2.5	FEET	ILM	5.7	FEET
TENS	2.5	FEET	SPAR	2.5	FEET
NOIS	35.6	FEET			

PARAMETERS

NAME	VALUE	UNIT	NAME	VALUE	UNIT
WSV1	WF1		DWS	16	
DSIN	5	US	DDEL	200	US
CDTS	100.000		DWCD	512	
DTF	189.000	US/F	DTM	56.0000	US/F
SBR	1.00000	OHMM	DSEC	7.60000	MMHO
BHS	OPEN		MSEC	7.40000	MMHO
BS	8.75000	IN			

REPEAT SECTION

FILE 2 06-FEB-85 20:55

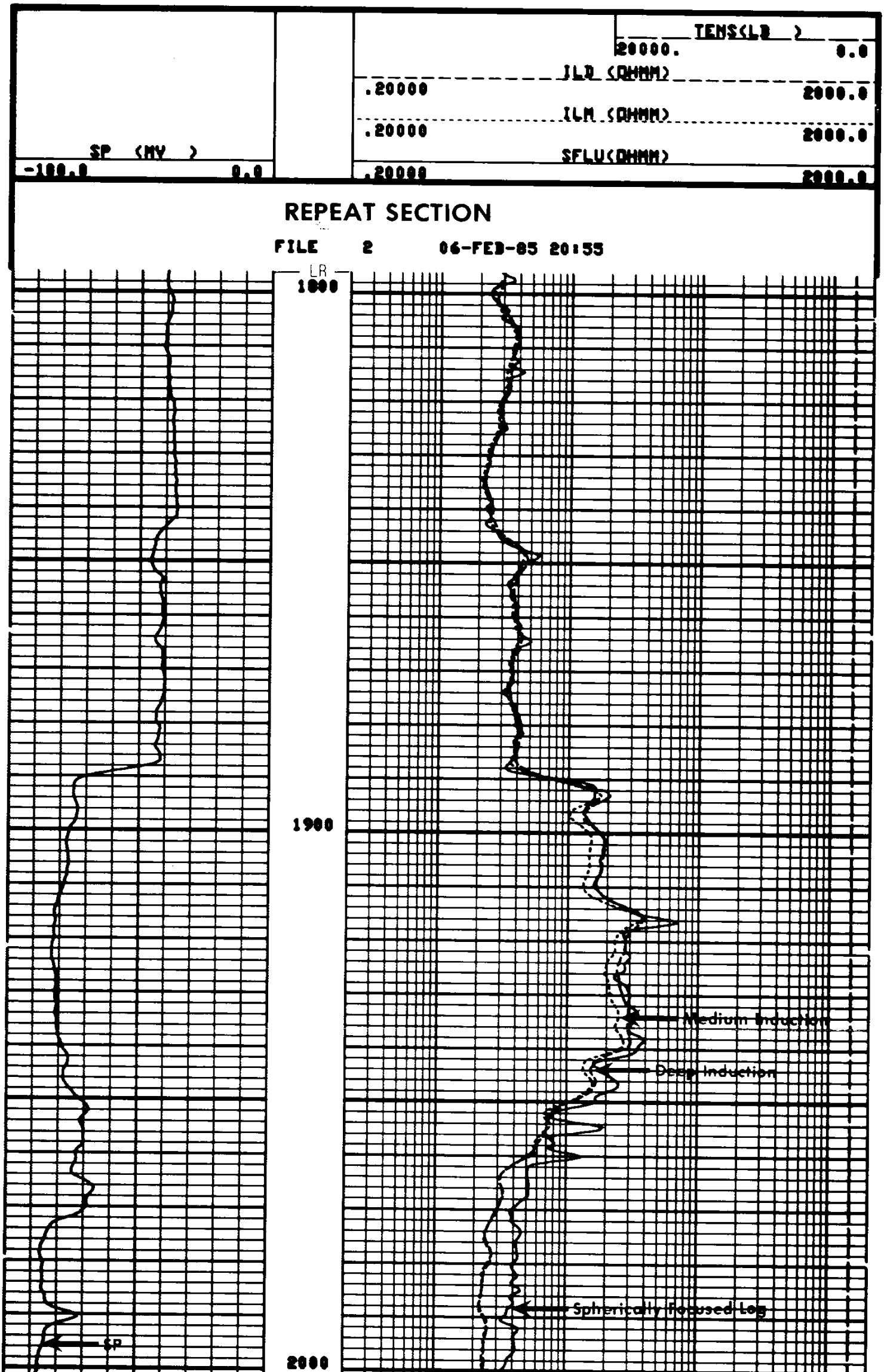



FILE 2 06-FEB-85 20:50

TENS(LB)
20000. 0.0

ILD (OHMM)
.20000 2000.0

ILM (OHMM)
.20000 2000.0

SP (MV)
-100.0 0.0

SFLU(OHMM)
.20000 2000.0

SENSOR MEASURE POINT TO TOOL ZERO

CBL	43.9	FEET	AMPL	43.9	FEET
TT3	40.1	FEET	TT4	39.1	FEET
TT1	42.9	FEET	TT2	43.9	FEET
CALI	31.8	FEET	SRAT	41.4	FEET
SFL	6.4	FEET	ILD	9.4	FEET
SP	2.5	FEET	ILM	5.7	FEET
TENS	2.5	FEET	SPAR	2.5	FEET
NOIS	35.6	FEET			

PARAMETERS

NAME	VALUE	UNIT	NAME	VALUE	UNIT
WSV1	WF1		DWS	16	
DSIN	5	US	DDEL	200	US
CDTS	100.000		DWCO	512	
DTF	189.000	US/F	DTM	56.0000	US/F
SBR	1.00000	OHMM	DSEC	7.60000	MMHO
BHS	OPEN		MSEC	7.40000	MMHO
BS	8.75000	IN			

```
            BEFORE SURVEY CALIBRATION SUMMARY


  PERFORMED:      85/02/06
  PROGRAM FILE: ISN     (VERSION    26.2    83/11/17)


DITD              ELECTRONICS CALIBRATION SUMMARY

              MEASURED                        CALIBRATED
           ZERO     PLUS                   ZERO       PLUS
   ILD      3.5     530.2                   0.0       497.0         UNITS
   ILM      3.4     516.2                   0.0       501.1          MMHO
   SFL       .0     540.0                   0.0       500.0          MMHO
                                                                     MMHO

ILD   SONDE ERROR CORRECTION :          7.6 MMHO
ILM   SONDE ERROR CORRECTION :          7.4 MMHO
```

```
                AFTER SURVEY TOOL CHECK SUMMARY


  PERFORMED:      85/02/06
  PROGRAM FILE: ISN    (VERSION    26.2    83/11/17)


DITD                        TOOL  CHECK

                    ZERO                            PLUS
              BEFORE        AFTER          BEFORE      AFTER     UNITS
   ILD          0.0            .5          497.0       494.0     MMHO
   ILM          0.0           -.0          501.1       496.4     MMHO
   SFL          0.0           -.3          500.0       497.6     MMHO

ILD  SONDE ERROR CORRECTION :          7.6 MMHO
ILM  SONDE ERROR CORRECTION :          7.4 MMHO

                      FILE    6      06-FEB-85 22:04


                 SHOP SUMMARY


  PERFORMED:      85/01/15
  PROGRAM FILE: SHOP   (VERSION    26.2    83/11/17)


DITD                 ELECTRONICS CALIBRATION SUMMARY

                TEST LOOP CALIBRATION              TOOL CHECK
              MEASURED            CALIBRATED         CALIBRATED
            ZERO     PLUS      ZERO       PLUS      ZERO       PLUS    UNITS
   ILD      -8.4     543.1     0.0        500.0     0.0        497.2   MMHO
   ILM      -7.9     513.1     0.0        500.0     0.0        501.0   MMHO
ILD  SONDE ERROR CORRECTION :          7.6 MMHO
ILM  SONDE ERROR CORRECTION :          7.4 MMHO

                        (IS:567 , IC:552 )
```