Schlumberger

5" SONIC

CSU

COMPANY: ARCO EXPLORATION AND TECH.

WELL: CROWN ZELLERBACH 23-15

FIELD: PITTSBURG
COUNTY: COLUMBIA
STATE: OREGON
NATION: USA
LOCATION: 841.09'S & 1799.72'E
OF W 1/4 COR
SEC: 15 TWP: 5N RGE: 5W

PERMANENT DATUM: GL
ELEV. OF PERM. DATUM: 720.9 F
LOG MEASURED FROM: KB
20.0 F ABOVE PERM. DATUM
DRLG. MEASURED FROM: KB

ELEVATIONS-
KB: 740.9 F
DF:
GL: 720.9 F

DATE: 7 DEC 85
RUN NO: 1

DEPTH-DRILLER: 2770.0 F
DEPTH-LOGGER: 2751.0 F
BTM. LOG INTERVAL: 2729.0 F
TOP LOG INTERVAL: 420.0 F

CASING-DRILLER: 420.0 F
CASING-LOGGER: 420.0 F
CASING: 9 5/8
WEIGHT:
BIT SIZE: 8 3/4
DEPTH:

RECEIVED
JAN 21 1986
DOGAMI
Portland

OTHER SERVICES-
FDC CNL GR
HDT
DIL

PROGRAM
TAPE NO:
20.2A
SERVICE
ORDER NO:
432363

TYPE FLUID IN HOLE: MULTI DESCO
DENSITY: 9.00 LB/G
VISCOSITY: 40.0 S
PH: 8.5
FLUID LOSS: 8.0 C3
SOURCE OF SAMPLE: FLOWLINE
RM: 2.330 OHMM AT 60.0 DEGF
RMF: 2.950 OHMM AT 44.0 DEGF
RMC: 3.090 OHMM AT 49.0 DEGF
SOURCE RMF/RMC: MEAS/MEAS
RM AT BHT: 1.609 OHMM AT 90.0 DEGF
RMF AT BHT: 1.551 OHMM AT 90.0 DEGF
RMC AT BHT: 1.784 OHMM AT 90.0 DEGF

TIME CIRC. STOPPED: 20:00 12/6
TIME LOGGER ON BTM.: 0230 12/7

MAX. REC. TEMP: 90.0 DEGF

LOGGING UNIT NO: 8126
LOGGING UNIT LOC: SACRAMENTO
RECORDED BY: KUNKLER
WITNESSED BY: ANDERSON

REMARKS:

CHLORIDES: 300 PPM
1.5 IN. STANDOFFS USED ON DIL
2 CMEZ'S USED ON SONIC
REPEAT TAKEN OVER ZONE OF INTEREST AT 2300'.

EQUIPMENT NUMBERS-

DIS 1422	DIC 1149	SLS 375	SLC 1259
MCD 1186	SGT 466		

ALL INTERPRETATIONS ARE OPINIONS BASED ON INFERENCES FROM ELECTRICAL OR OTHER MEASUREMENTS AND WE CANNOT, AND DO NOT GUARANTEE THE ACCURACY OR CORRECTNESS OF ANY INTERPRETATIONS, AND WE SHALL NOT, EXCEPT IN THE CASE OF GROSS OR WILLFUL NEGLIGENCE ON OUR PART, BE LIABLE OR RESPONSIBLE FOR ANY LOSS, COSTS, DAMAGES OR EXPENSES INCURRED OR SUSTAINED BY ANYONE RESULTING FROM ANY INTERPRETATION MADE BY ANY OF OUR OFFICERS, AGENTS OR EMPLOYEES. THESE INTERPRETATIONS ARE ALSO SUBJECT TO OUR GENERAL TERMS AND CONDITIONS AS SET OUT IN OUR CURRENT PRICE SCHEDULE.

CP 28.2A FILE 13 07-DEC-85 03:49
DATA ACQUIRED NA

EVENT MARK SUMMARY:

OUTPUT	INTERVAL BETWEEN PIPS	DEPTH TRACK EDGE
IHV	10.0000 F3	LEFT EDGE
ITT	.00100000 S	RIGHT EDGE

CALI(IN)
6.0000 16.000
GR (GAPI)
0.0 150.00
SP (MV)
-100.0 0.0

TENS(LB)
10000. 0.0
DT (US/F)
150.00 50.000

CP 28.2A FILE 9 07-DEC-85 03:14

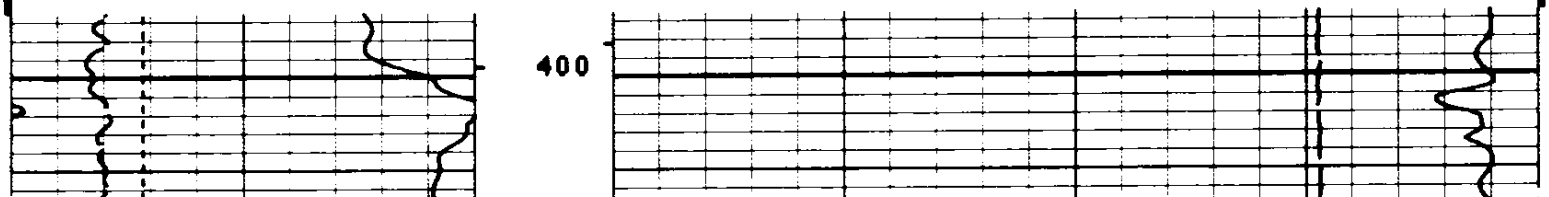

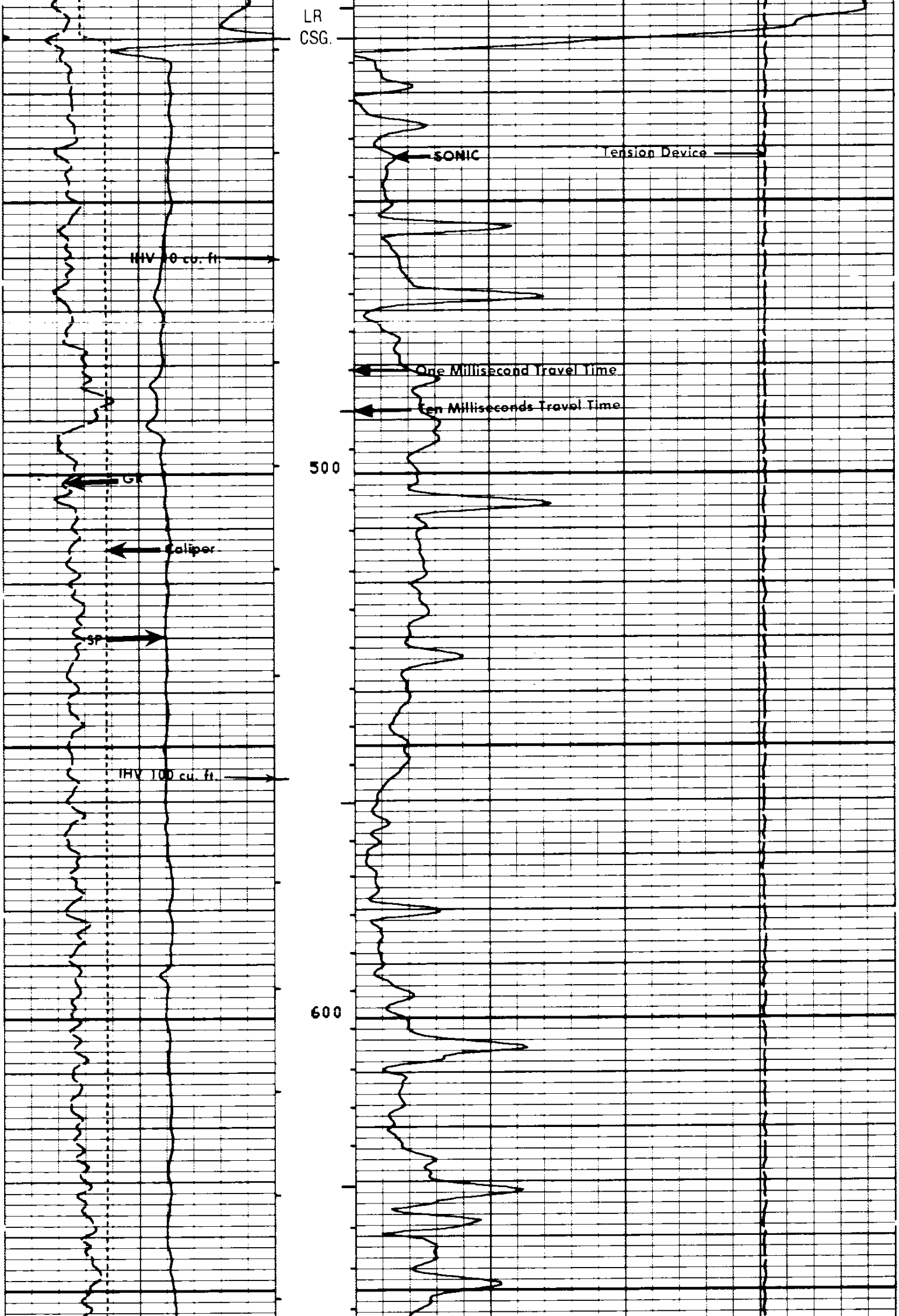

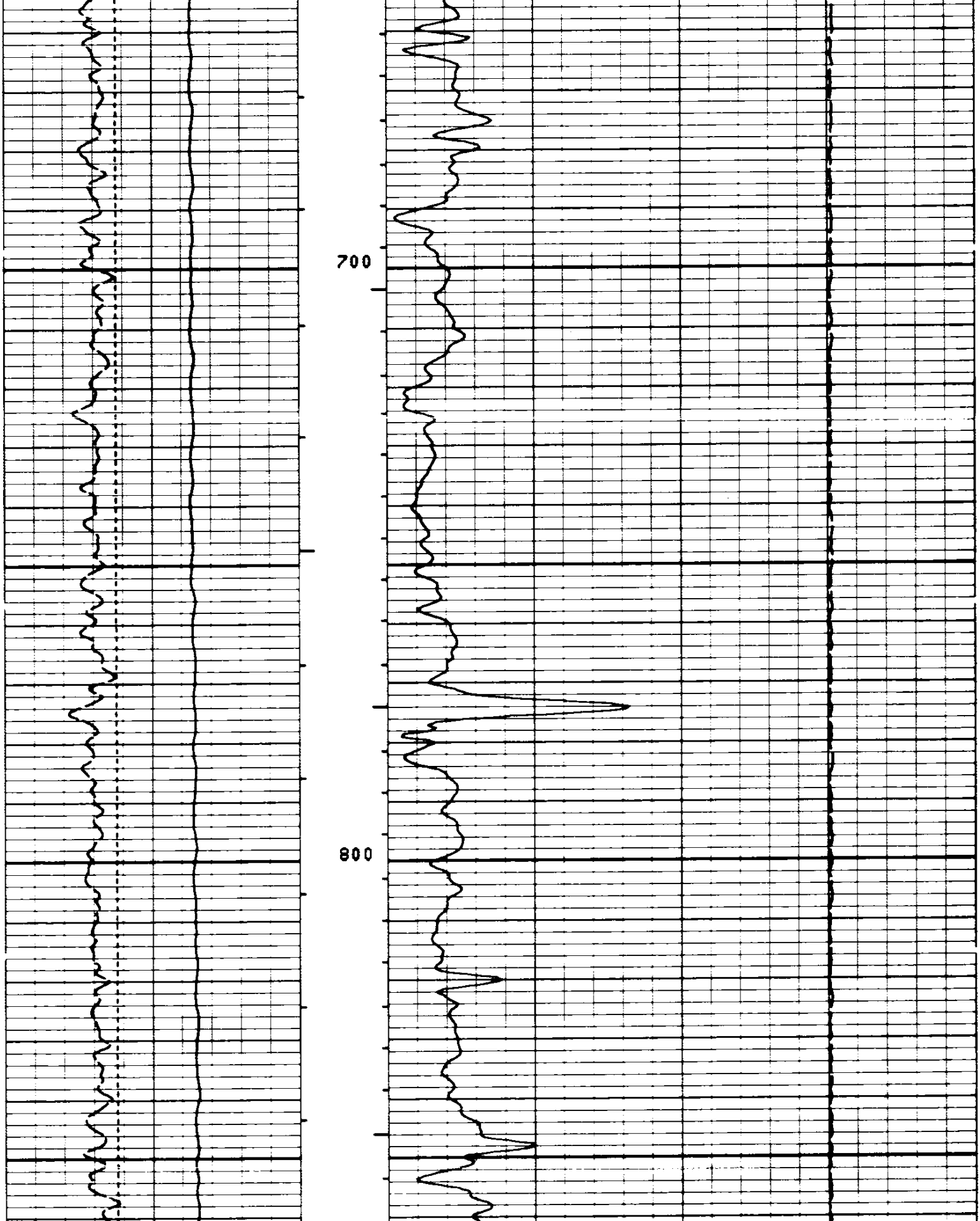

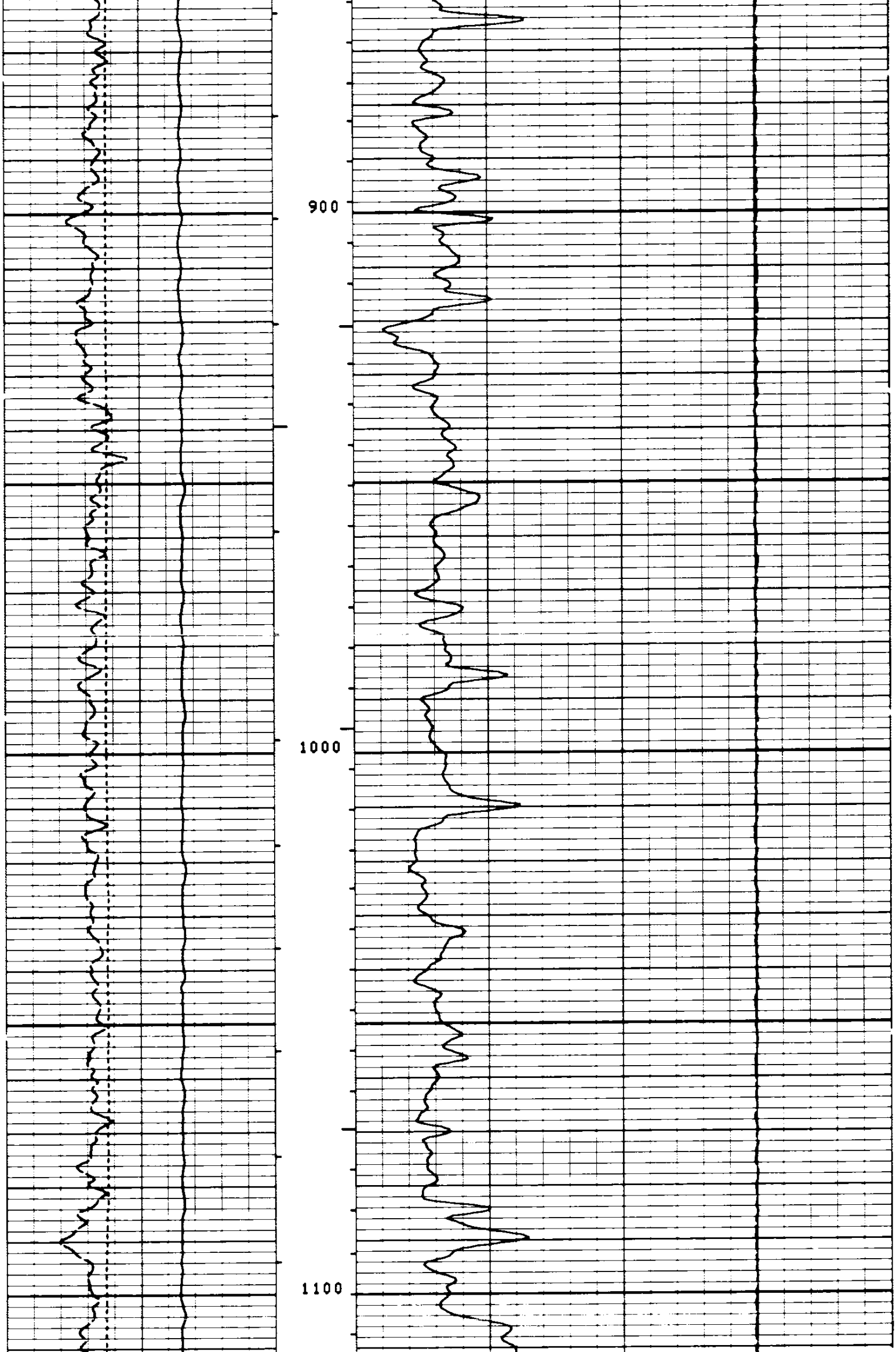

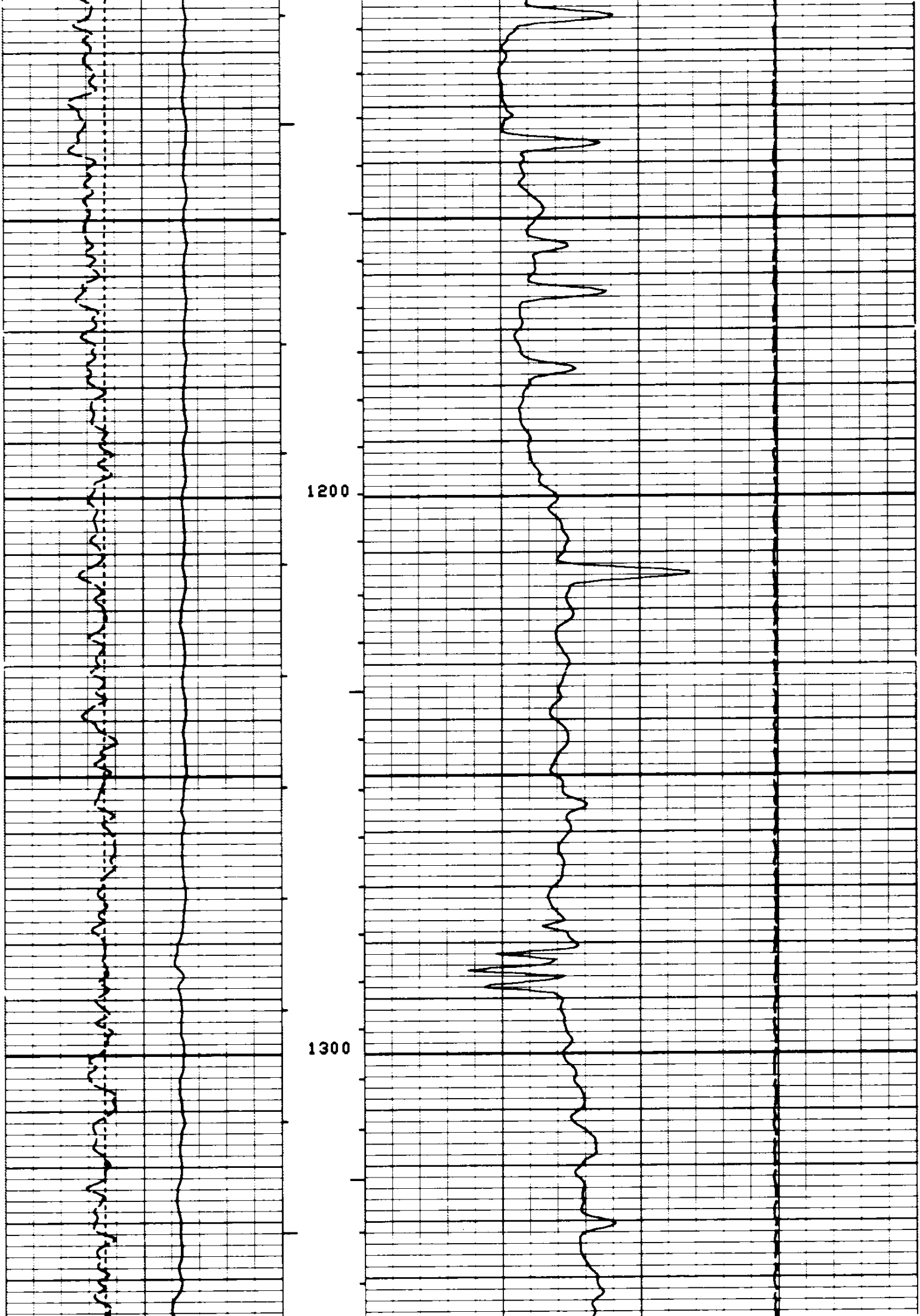

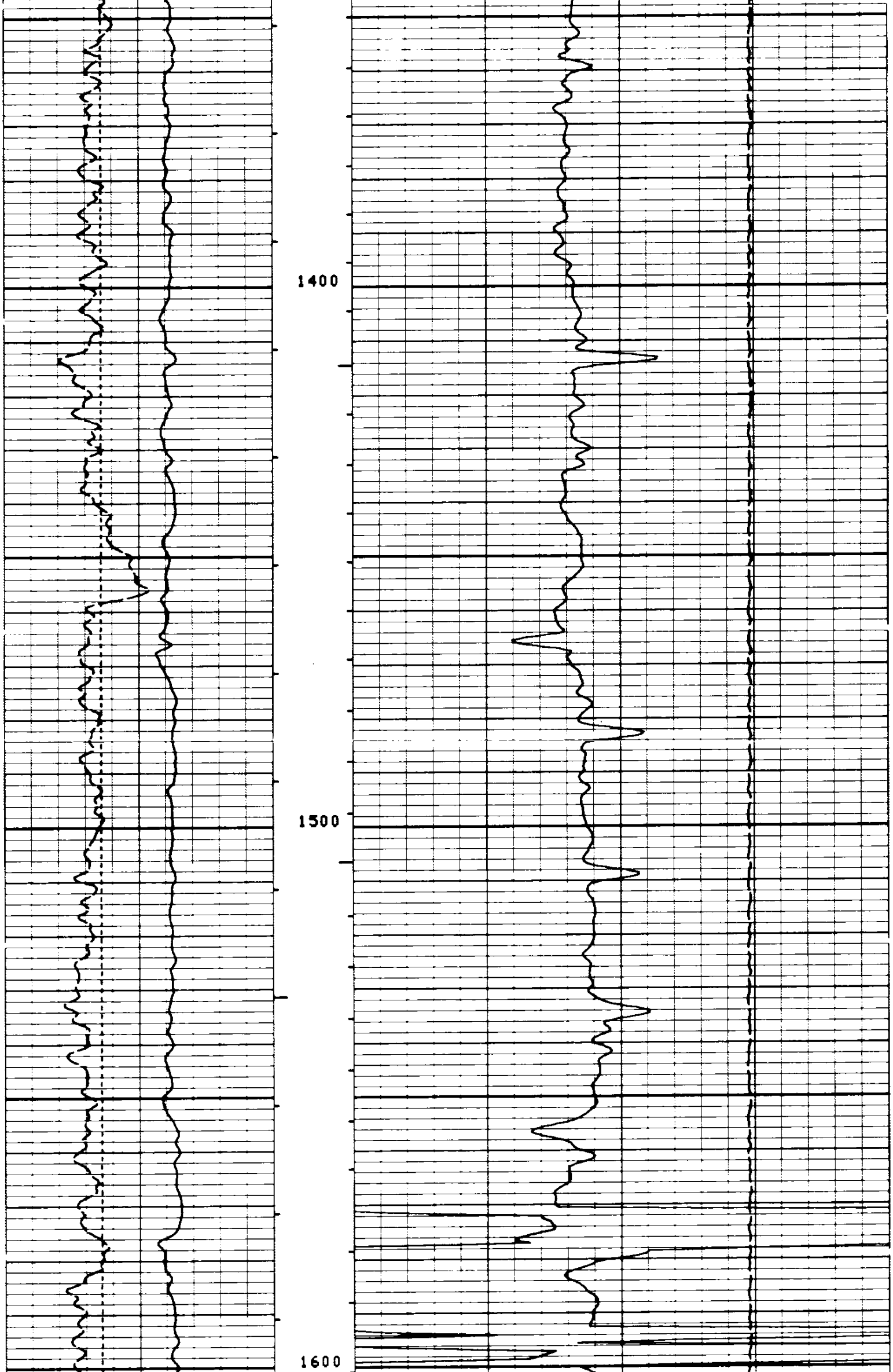

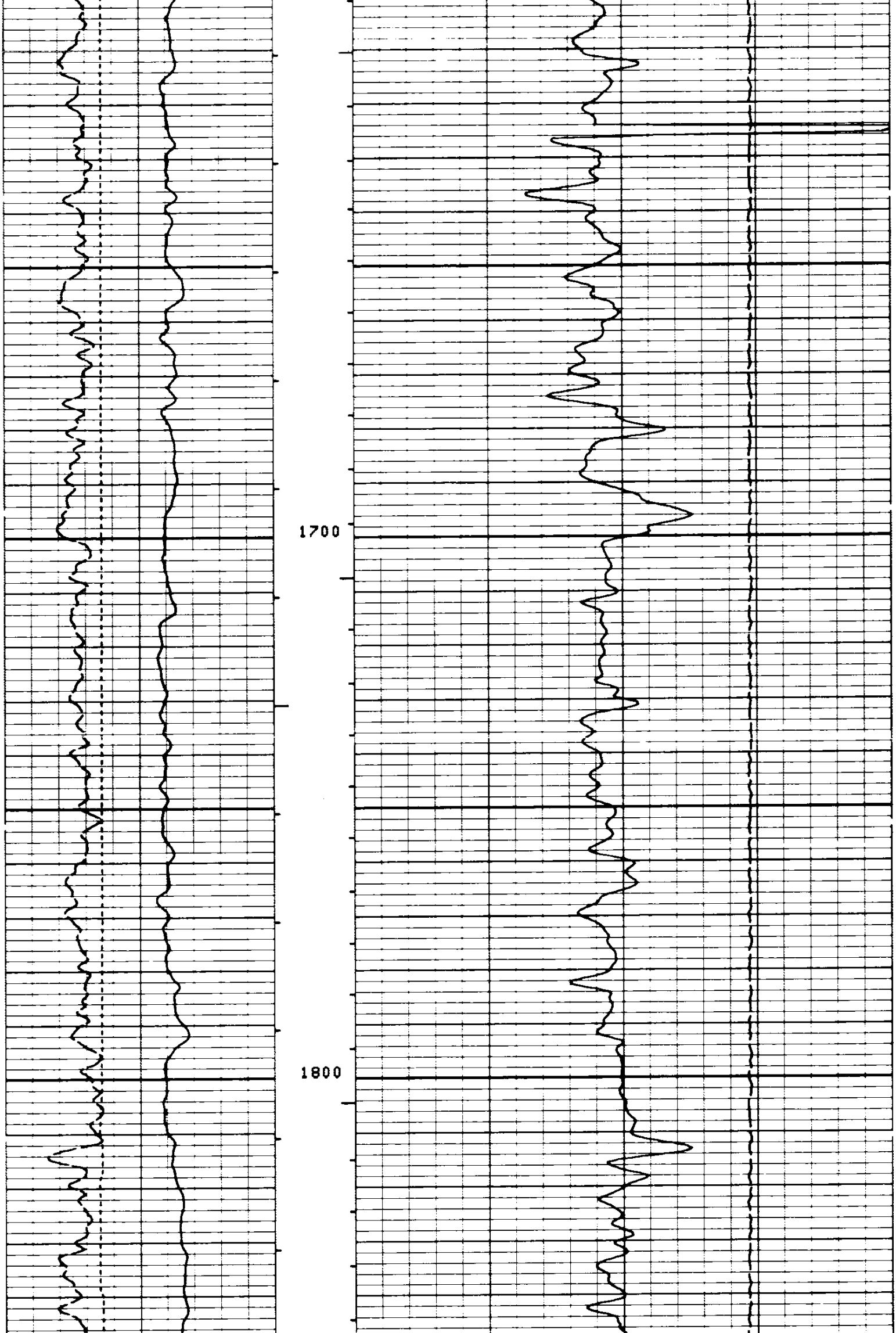

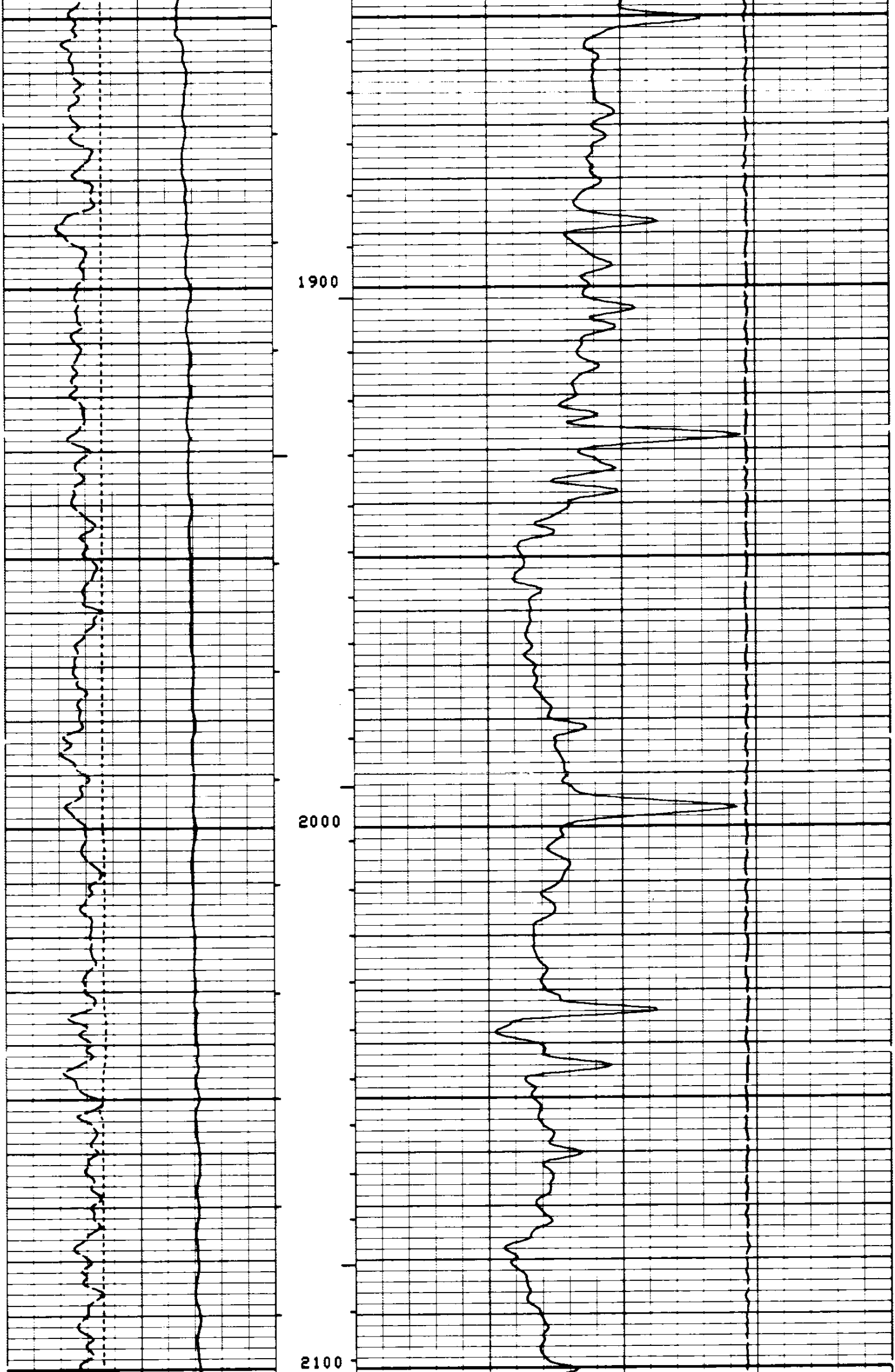

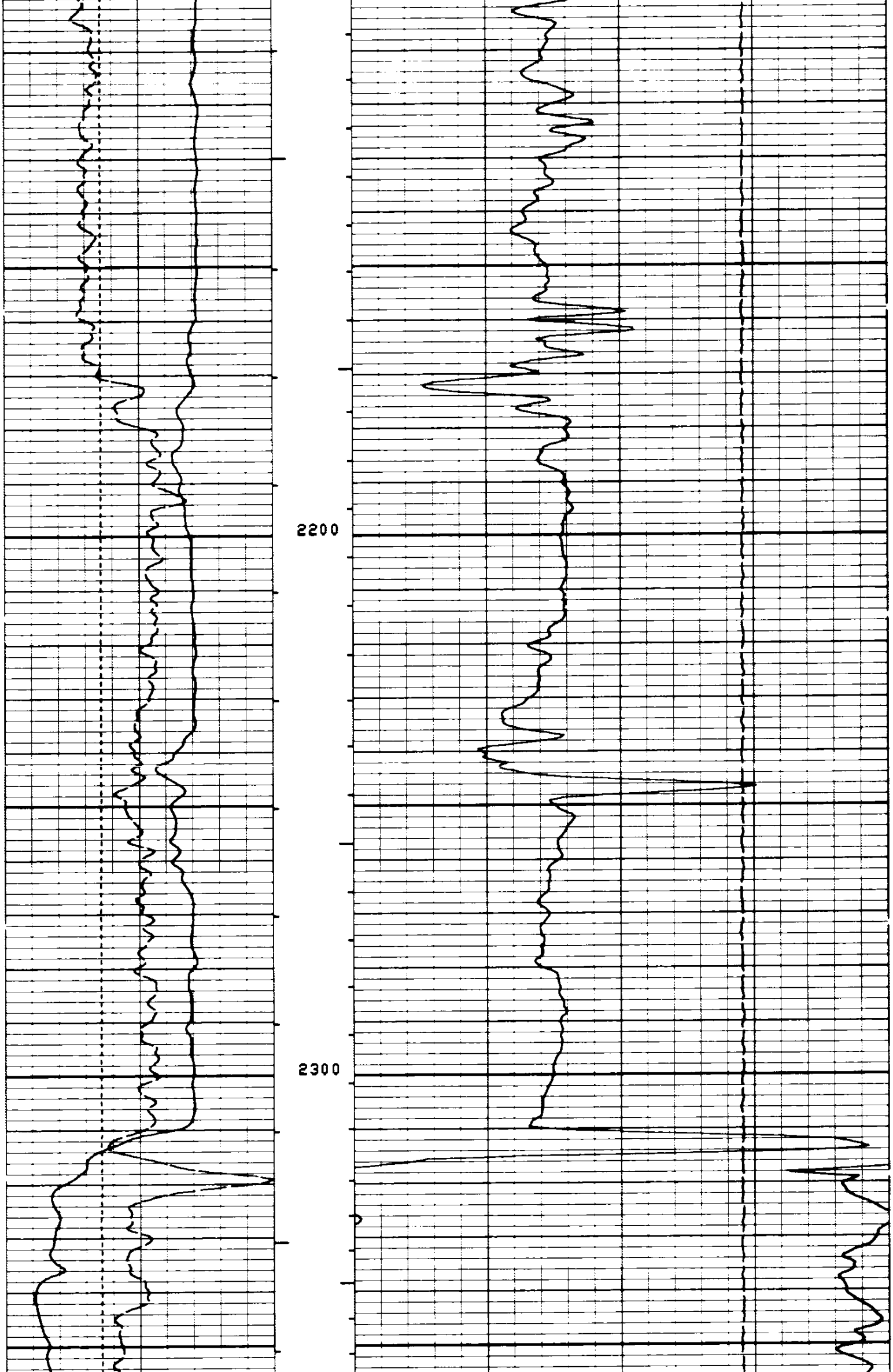

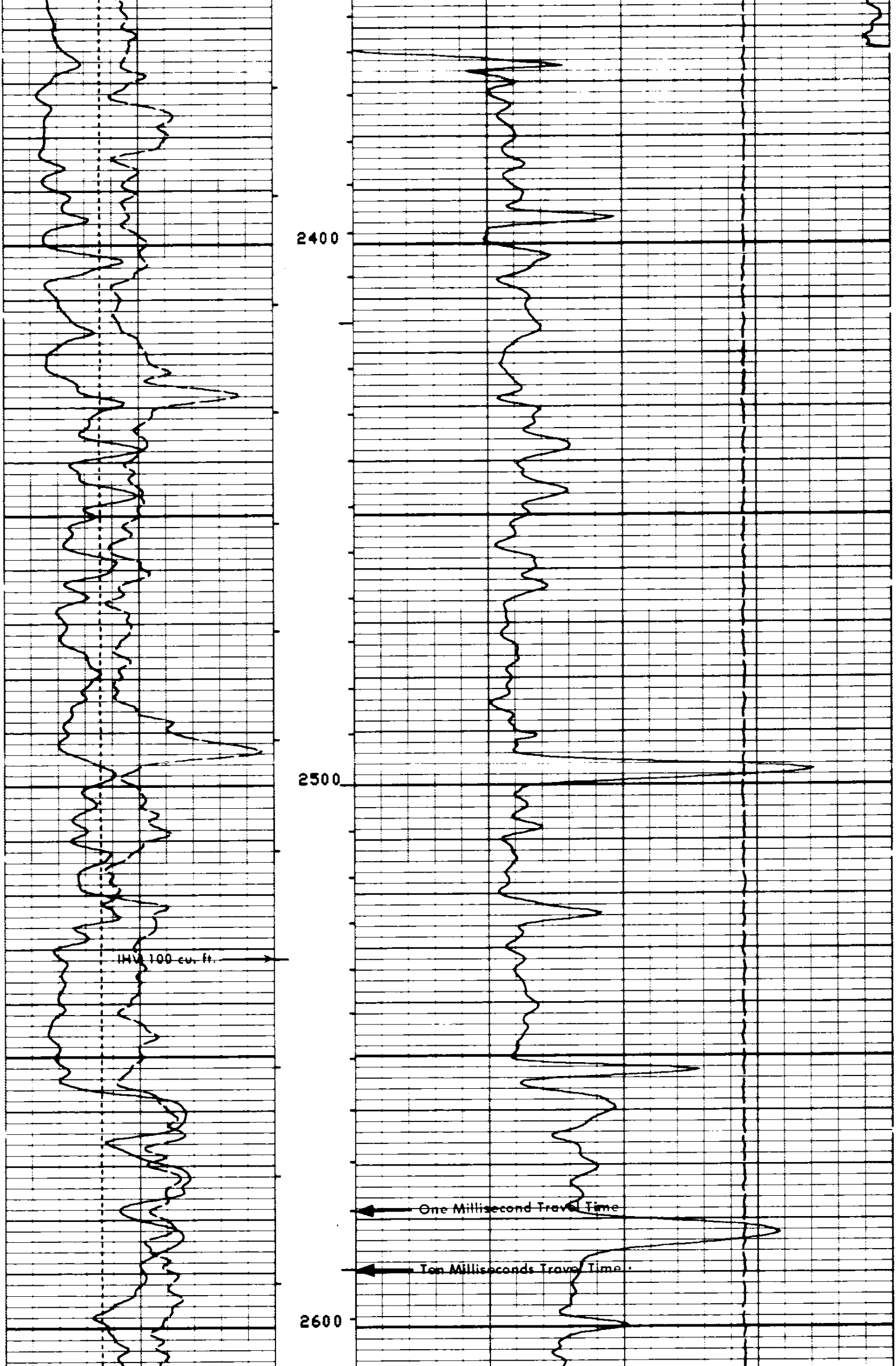

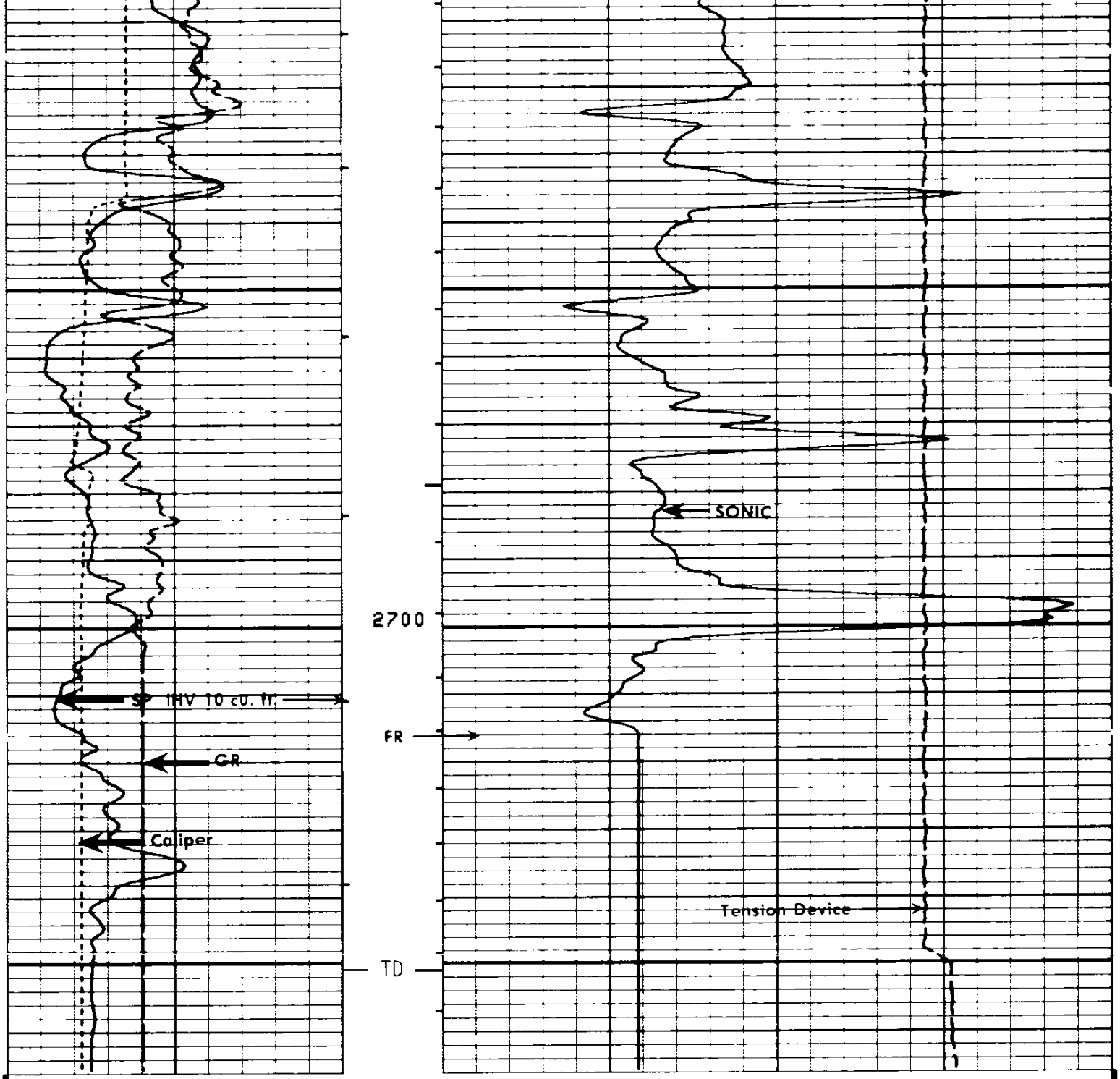

CP 28.2A FILE 9 07-DEC-85 02:29

CALI(IN)
6.0000 16.000
GR (GAPI)
0.0 150.00
SP (MV)
-100.0 0.0

TENS(LB)
10000. 0.0
DT (US/F)
150.00 50.000

SENSOR MEASURE POINT TO TOOL ZERO

SRAT	34.6	FEET	AMPL	37.1	FEET
TT1	36.1	FEET	CBL	37.1	FEET
TT3	33.3	FEET	TT2	37.1	FEET
TO	37.1	FEET	TT4	32.3	FEET
SLTT	37.1	FEET	TT	37.1	FEET
GR	64.1	FEET	SCBL	37.1	FEET
ILD	9.4	FEET	CALI	56.2	FEET
SFL	6.4	FEET	ILM	5.8	FEET
SPAR	2.5	FEET	SP	2.5	FEET
NOIS	2.5	FEET	TENS	2.5	FEET

PARAMETERS

NAME	VALUE	UNIT	NAME	VALUE	UNIT
CDTS	100.000		SPFS	R-H	
DTF	189.000	US/F	DTM	56.0000	US/F
DSIN	5	US	DDEL	200	US
WMUD	8.00000	LB/G	DWCO	512	
SBR	1.00000	OHMM	DSEC	4.50000	MMHO
BHS	OPEN		MSEC	4.50000	MMHO
BS	8.00000	IN			

EVENT MARK SUMMARY:

OUTPUT	INTERVAL BETWEEN PIPS	DEPTH TRACK EDGE
IHV	10.0000 F3	LEFT EDGE
ITT	.00100000 S	RIGHT EDGE

CALI(IN)
6.0000 16.000
GR (GAPI)
0.0 150.00
SP (MV)
-100.0 0.0

TENS(LB)
10000. 0.0
DT (US/F)
150.00 50.000

REPEAT SECTION

CP 28.2A FILE 7 07-DEC-85 02:14

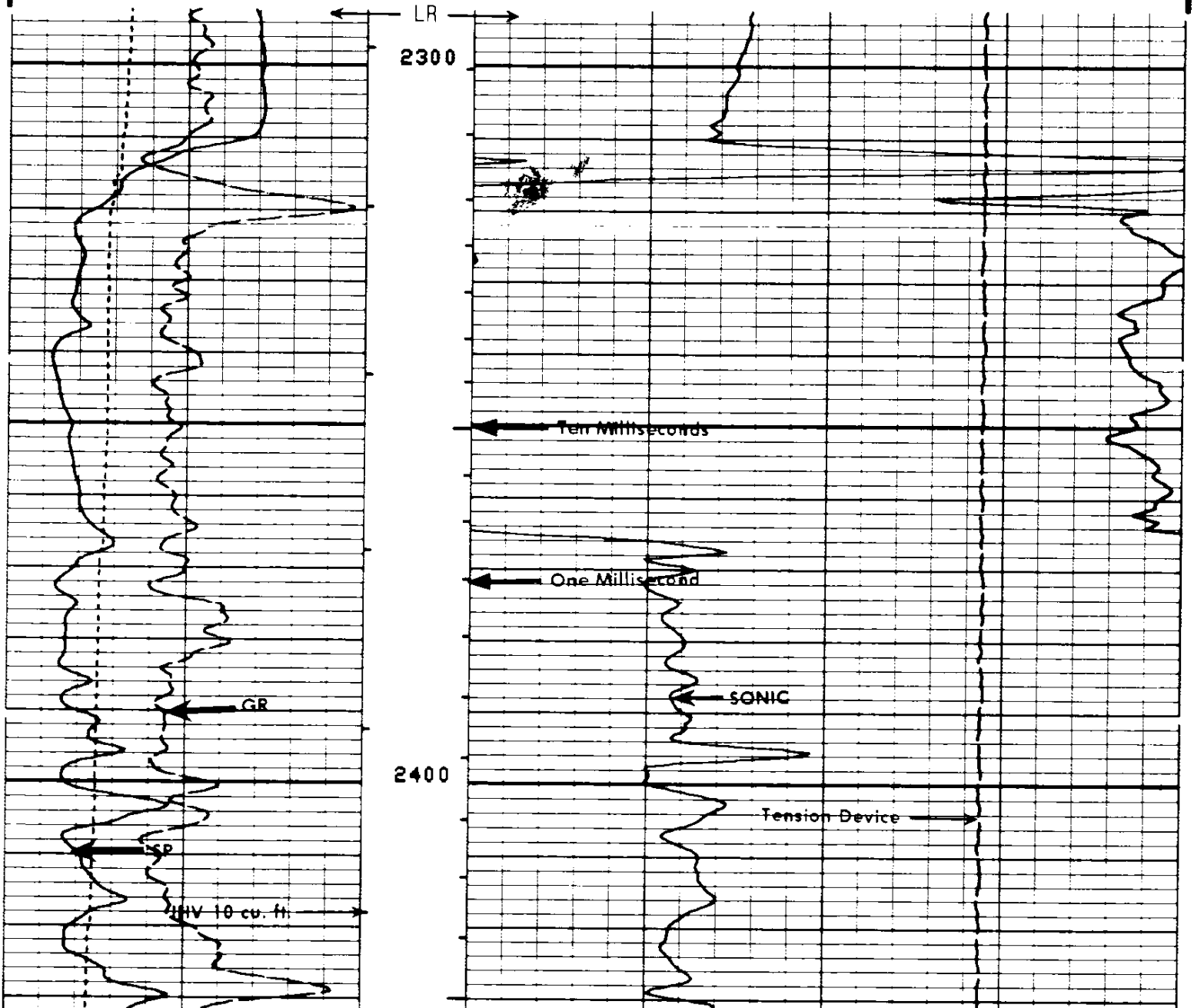

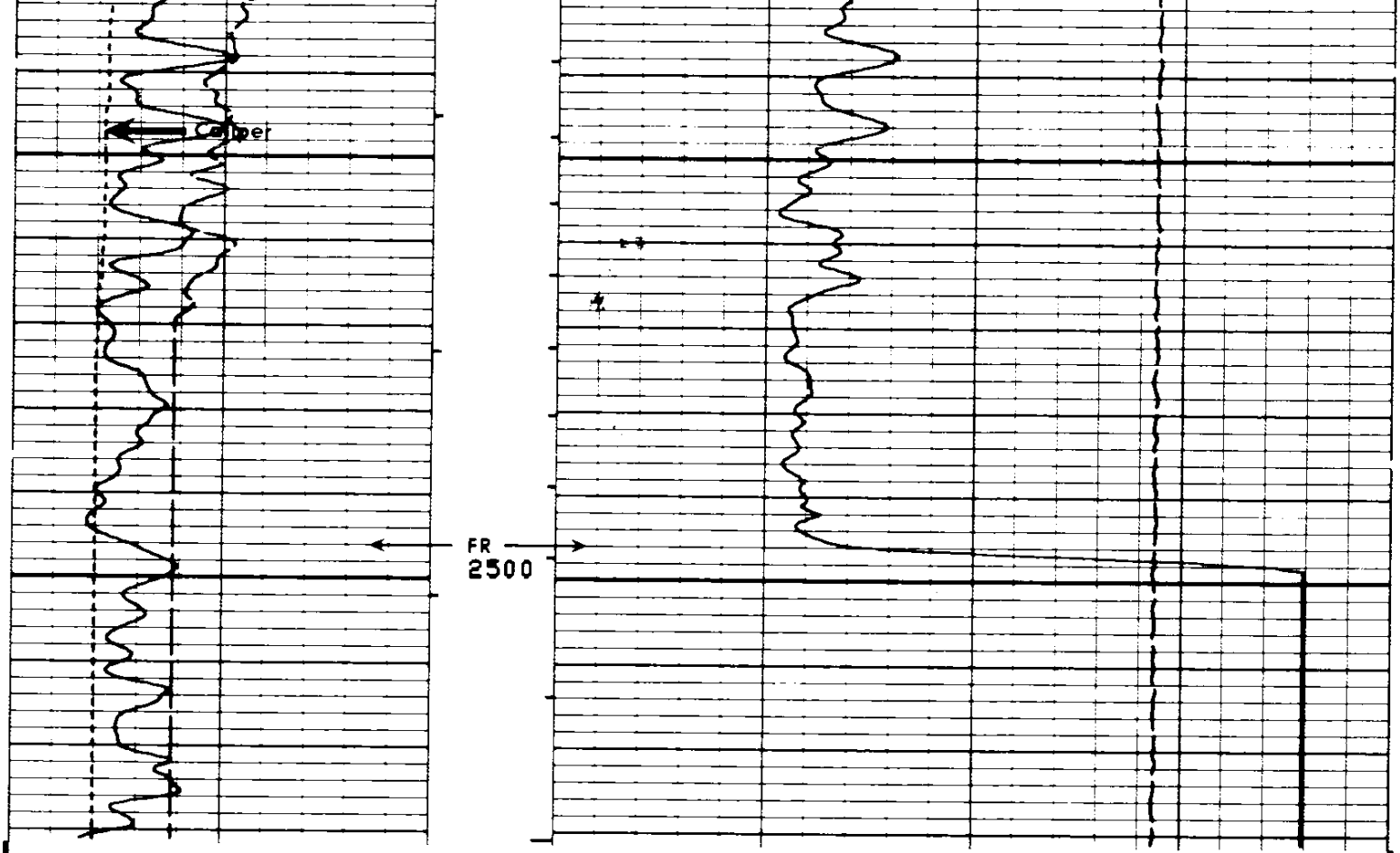

CP 28.2A FILE 7 07-DEC-85 02:08

CALI(IN)
6.0000 16.000
GR (GAPI)
0.0 150.00
SP (MV)
-100.0 0.0

TENS(LB)
10000. 0.0
DT (US/F)
150.00 50.000

SENSOR MEASURE POINT TO TOOL ZERO

SRAT	34.6	FEET	AMPL	37.1	FEET
TT1	36.1	FEET	CBL	37.1	FEET
TT3	33.3	FEET	TT2	37.1	FEET
T0	37.1	FEET	TT4	32.3	FEET
SLTT	37.1	FEET	TT	37.1	FEET
GR	64.1	FEET	SCBL	37.1	FEET
ILD	9.4	FEET	CALI	56.2	FEET
SFL	6.4	FEET	ILM	5.8	FEET
SPAR	2.5	FEET	SP	2.5	FEET
NOIS	2.5	FEET	TENS	2.5	FEET

PARAMETERS

NAME	VALUE	UNIT	NAME	VALUE	UNIT
CDTS	100.000		SPFS	R-H	
DTF	189.000	US/F	DTM	56.0000	US/F
DSIN	5	US	DDEL	200	US
WMUD	8.00000	LB/G	DWCO	512	
SBR	1.00000	OHMM	DSEC	4.50000	MMHO
BHS	OPEN		MSEC	4.50000	MMHO
BS	8.00000	IN			

EVENT MARK SUMMARY:

OUTPUT	INTERVAL BETWEEN PIPS	DEPTH TRACK EDGE
IHV	10.0000 F3	LEFT EDGE
ITT	.00100000 S	RIGHT EDGE

CALI(IN)
6.0000 16.000
GR (GAPI)
0.0 150.00
SP (MV)
-100.0 0.0

TENS(LB)
10000. 0.0
DT (US/F)
150.00 50.000

Check in Casing

CP 28.2A FILE 4 07-DEC-85 01:45

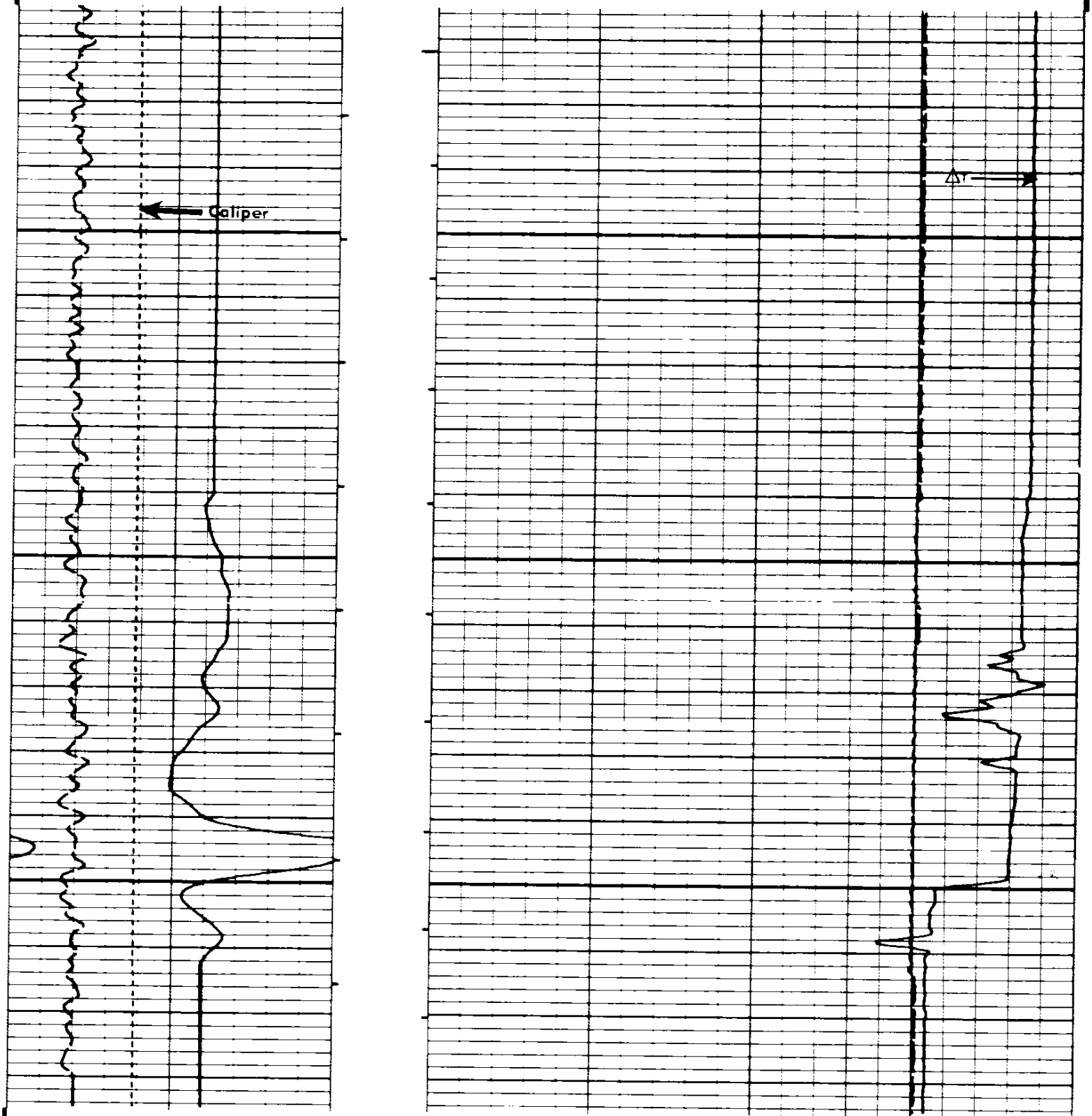

```
     CP 28.2A              FILE     4       07-DEC-85 01:43

        CALI(IN  )
  6.0000                  16.000
        GR   (GAPI)
  0.0                     150.00                                              TENS(LB   )
        SP   (MV   )                                         10000.                        0.0
 -100.0                     0.0                                          DT   (US/F)
                                        150.00                                            50.000

                          SENSOR MEASURE POINT TO TOOL ZERO

              SRAT 34.6  FEET                          AMPL 37.1  FEET
              TT1  36.1  FEET                          CBL  37.1  FEET
              TT3  33.3  FEET                          TT2  37.1  FEET
              TO   37.1  FEET                          TT4  32.3  FEET
              SLTT 37.1  FEET                          TT   37.1  FEET
              GR   64.1  FEET                          SCBL 37.1  FEET
              ILD   9.4  FEET                          CALI 56.2  FEET
              SFL   6.4  FEET                          ILM   5.8  FEET
              SPAR  2.5  FEET                          SP    2.5  FEET
              NOIS  2.5  FEET                          TENS  2.5  FEET

                                    PARAMETERS

           NAME  VALUE       UNIT                     NAME  VALUE       UNIT

           CDTS 100.000                               SPFS R-H
           DTF  189.000      US/F                     DTM  56.0000      US/F
           DSIN 5            US                       DDEL 200          US
           WMUD 8.00000      LB/G                     DWCD 512
           SBR  1.00000      OHMM                     DSEC 4.50000      MMHO
           BHS  OPEN                                  MSEC 4.50000      MMHO
           BS   8.00000      IN

  MCDB                    CALIPER CALIBRATION SUMMARY

                 MEASURED                           CALIBRATED
              SMALL    LARGE                     SMALL      LARGE          UNITS
   CALI       6.47     12.6                      6.00       12.0            IN

     CP 28.2A              FILE     6       07-DEC-85 02:05
```