Schlumberger

DUAL INDUCTION-SFL
WITH LINEAR CORRELATION LOG

COUNTY COLUMBIA
FIELD MIST NEHALEM BASIN
LOCATION 30-6N-4W
WELL CROWN ZELLERBACH NO. 30-33
COMPANY AMERICAN QUASAR

COMPANY AMERICAN QUASAR PETROLEUM COMPANY

WELL CROWN ZELLERBACH NO. 30-33

FIELD MIST N HALEM BASIN

COUNTY COLUMBIA **STATE** OREGON

LOCATION 1493' NORTH & 2179' WEST OF THE SOUTHEAST CORNER OF:

API SERIAL NO.	SEC	TWP	RANGE
	30	6N	4W

Other Services:
BHC
HDT

Permanent Datum: GL ; Elev.: 832.4
Log Measured From KB 10.5 Ft. Above Perm. Datum
Drilling Measured From KB

Elev.: K.B. 842.9
D.F. --
G.L. 832.4

Date	10-26-80			
Run No.	ONE			
Depth—Driller	2350			
Depth—Logger (Schl.)	2350			
Btm. Log Interval	2344			
Top Log Interval	525			
Casing—Driller	7" @ 525	@	@	@
Casing—Logger	525			
Bit Size	6¼"			
Type Fluid in Hole	LIGNOSULFONATE			
Dens. | Visc.	68 | 41	|	|	|
pH | Fluid Loss	10.5 | 5.5 ml	| ml	| ml	| ml
Source of Sample	CIRCULATION			
Rm @ Meas. Temp.	3.41 @ 54 °F	@ °F	@ °F	@ °F
Rmf @ Meas. Temp.	2.23 @ 41 °F	@ °F	@ °F	@ °F
Rmc @ Meas. Temp.	2.53 @ 41 °F	@ °F	@ °F	@ °F
Source: Rmf | Rmc	M | M	|	|	|
Rm @ BHT	2.25 @ 82 °F	@ °F	@ °F	@ °F
TIME Circulation Stopped	2300 10/25			
TIME Logger on Bottom	0100			
Max. Rec. Temp.	82 °F	°F	°F	°F
Equip. | Location	8126 | SAC	|	|	|
Recorded By	ANDERSEN/STEFANI			
Witnessed By	GREGG			

RECEIVED-PTLD
NOV 19 1980
DEPT OF GEOLOGY & MINERAL

FOLD HERE The well name, location and borehole reference data were furnished by the customer.

Run No.	ONE			
Service Order No.	123841			
Fluid Level	FULL			
Salinity ppm. cl	-			
Speed F.P.M.	60			

SCALE CHANGES

Type Log	Depth	Scale Up Hole	Scale Down Hole

EQUIPMENT DATA

Panel No.	282			
Cartridge No.	47			
Sonde No.	35			
Mem. Panel No.	-			
G.R. Panel No.	-			
G.R. Cart No.	-			
Tape Recorder - (TTR)	-			
Depth Encoder - (DRE)	-			
Pressure Wheel - (CPM)	-			
Type Centralizers	NONE			
Stand Off - Inches	-			

REMARKS

CALIBRATION DATA

SBR	1.0			
Sonde Error - ILM	13.24			
Sonde Error - ILD	5.36			
G.R. BKG. - CPS.	-			
G.R. Source - CPS.	-			
S.E. Set In Hole - Depth	-			
S.E. Corr. - Hole Size	-			

LOGGING DATA

SBR	1.0			
Sonde Error Log - ILM	13.24			
Sonde Error Log - ILD	5.36			
G.R. Scale per 100 Div.	-			
G.R. - T.C. Log	-			
	°F	°F	°F	°F
	°F	°F	°F	°F
	°F	°F	°F	°F

All interpretations are opinions based on inferences from electrical or other measurements and we cannot, and do not guarantee the accuracy or correctness of any interpretations, and we shall not, except in the case of gross or willful negligence on our part, be liable or responsible for any loss, costs, damages or expenses incurred or sustained by anyone resulting from any interpretation made by any of our officers, agents or employees. These interpretations are also subject to our General Terms and Conditions as set out in our current Price Schedule.

PARAMETERS

NAME	UNIT	VALUE	NAME	UNIT	VALUE	NAME	UNIT	VALUE
DTM	US/F	56.00	CDTS		140.0	BS	INCH	6.250
SBR	OHMM	1.000	DSEC	MM/M	5.360	DTF	US/F	189.0
FPHI		SPHI	MSEC	MM/M	13.24			
DO		0.0	BHS		OPEN			

SP (MV)
-100.0 0.0

ILD (OHMM)
0.0 30.00

SFLA(OHMM)
0.0 6.000

SFLA(OHMM)
0.0 30.00

CILD(MM/M)
1000. 0.0

FILE

27512

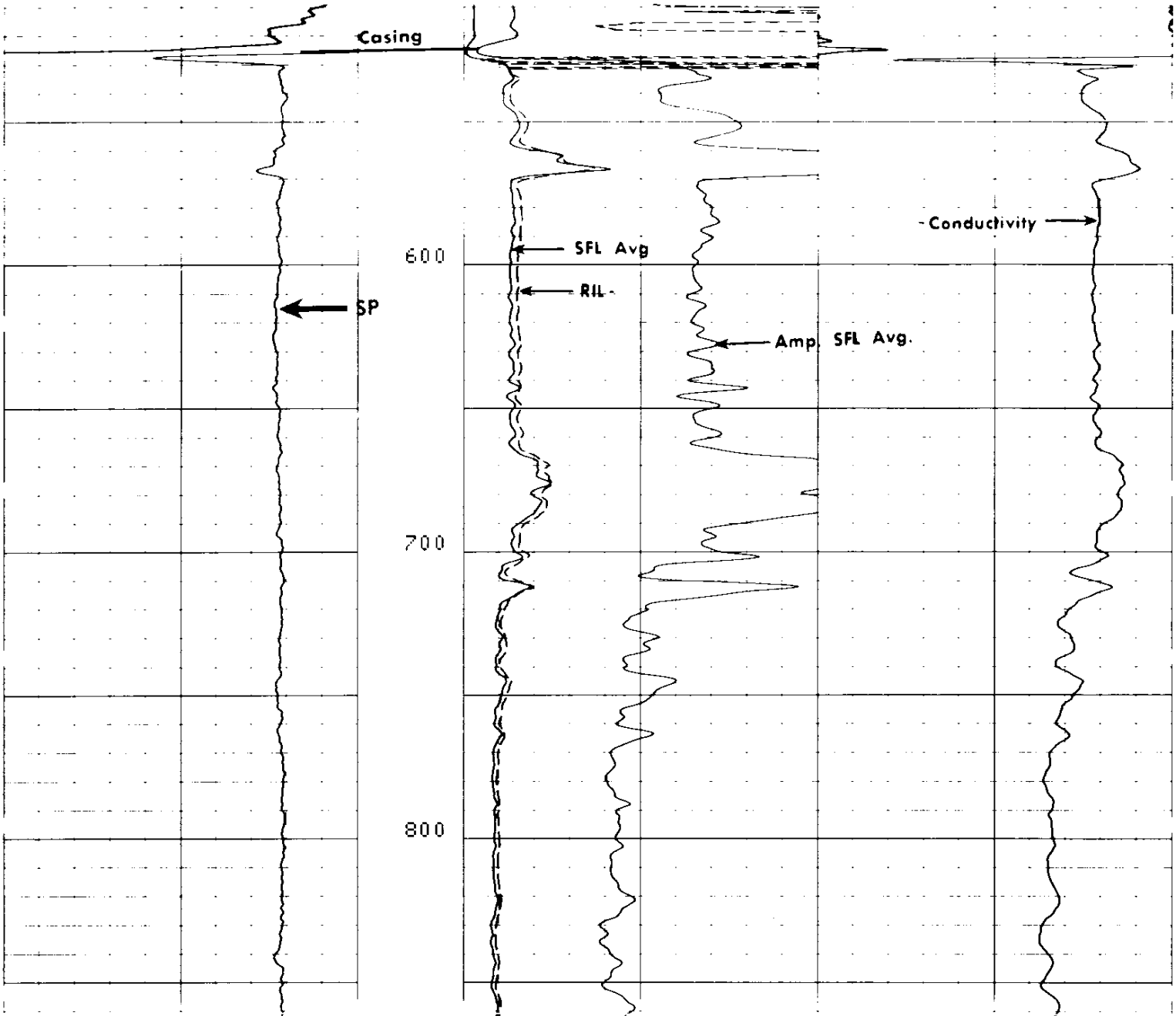

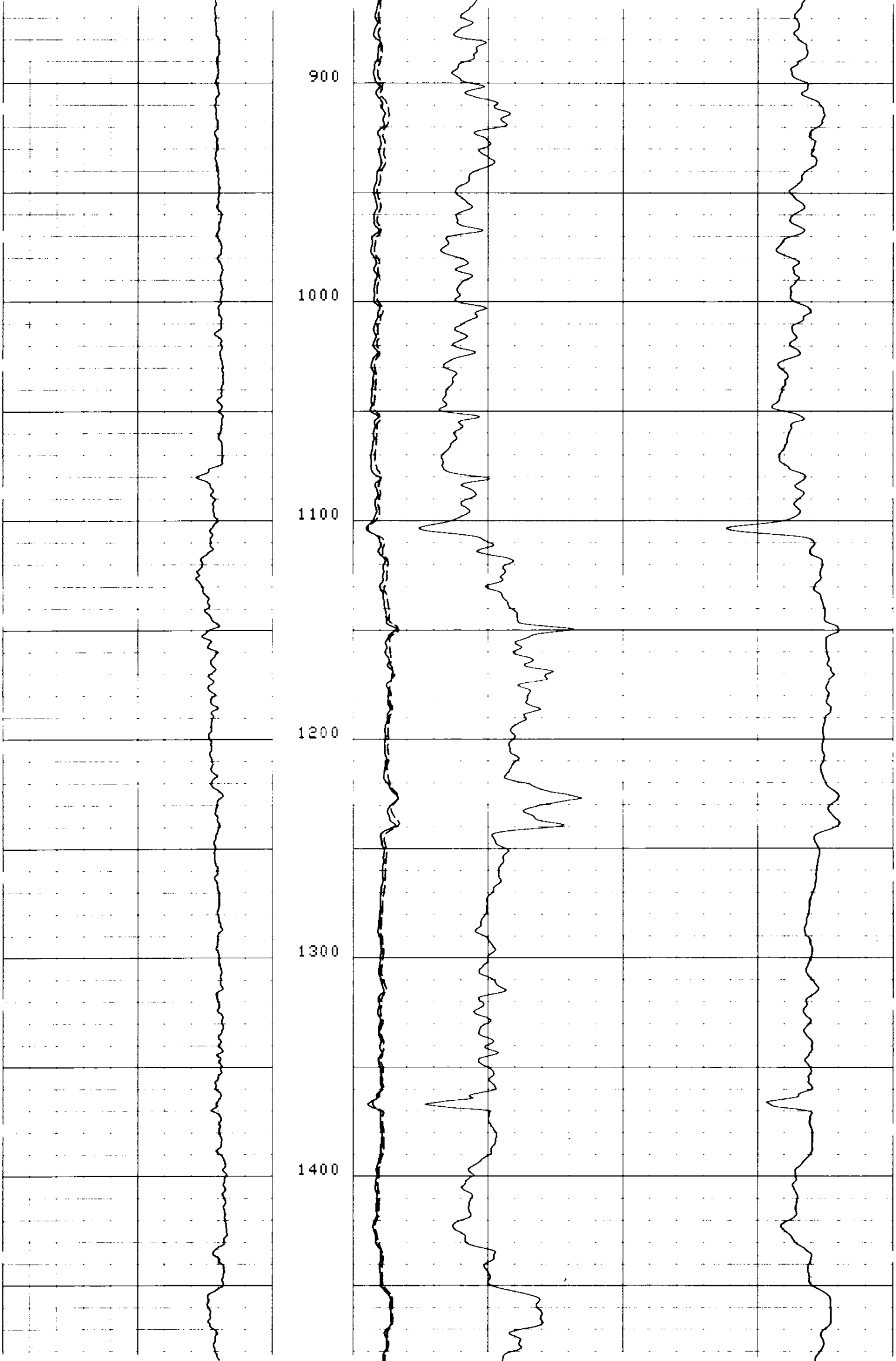

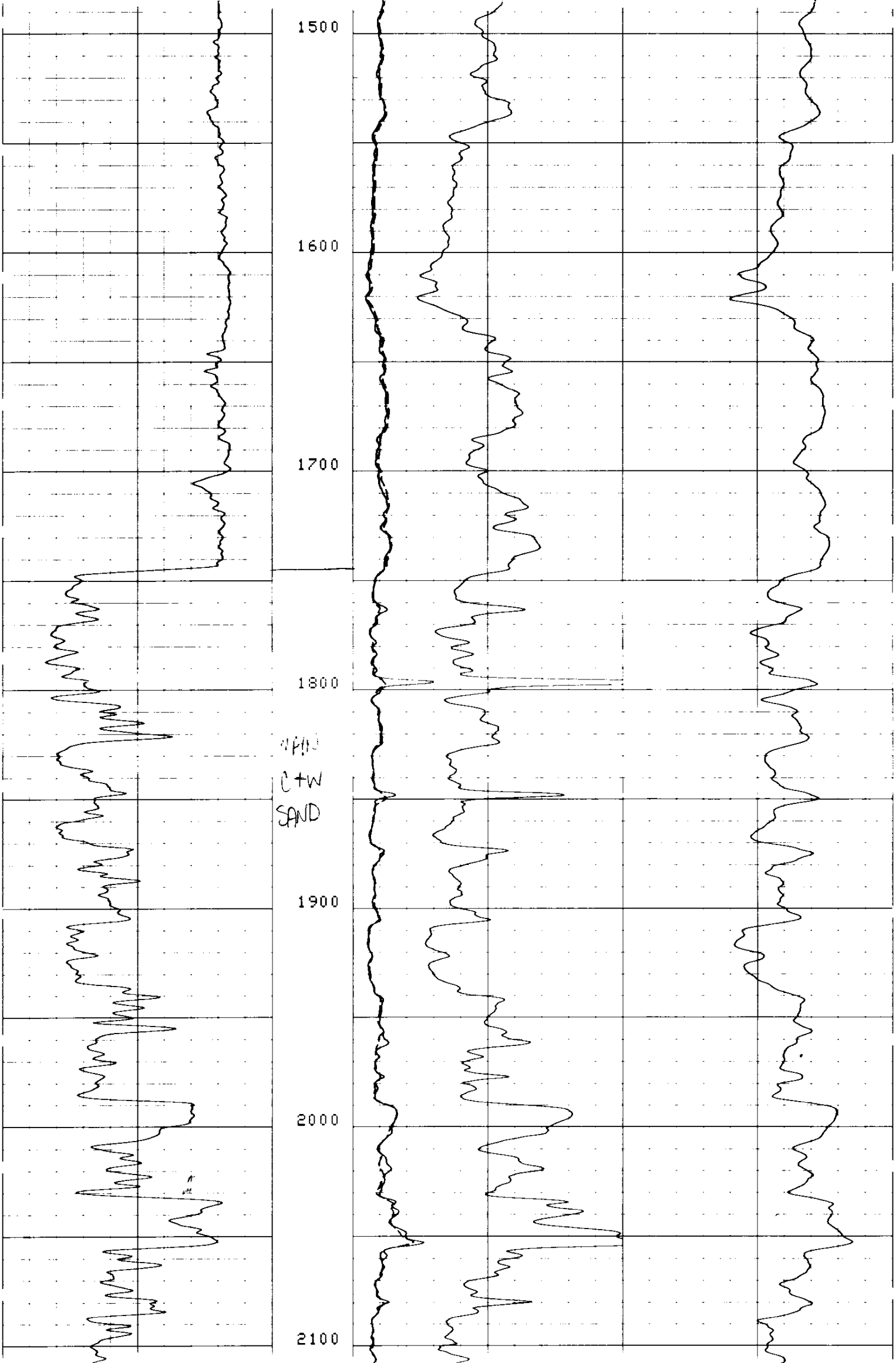

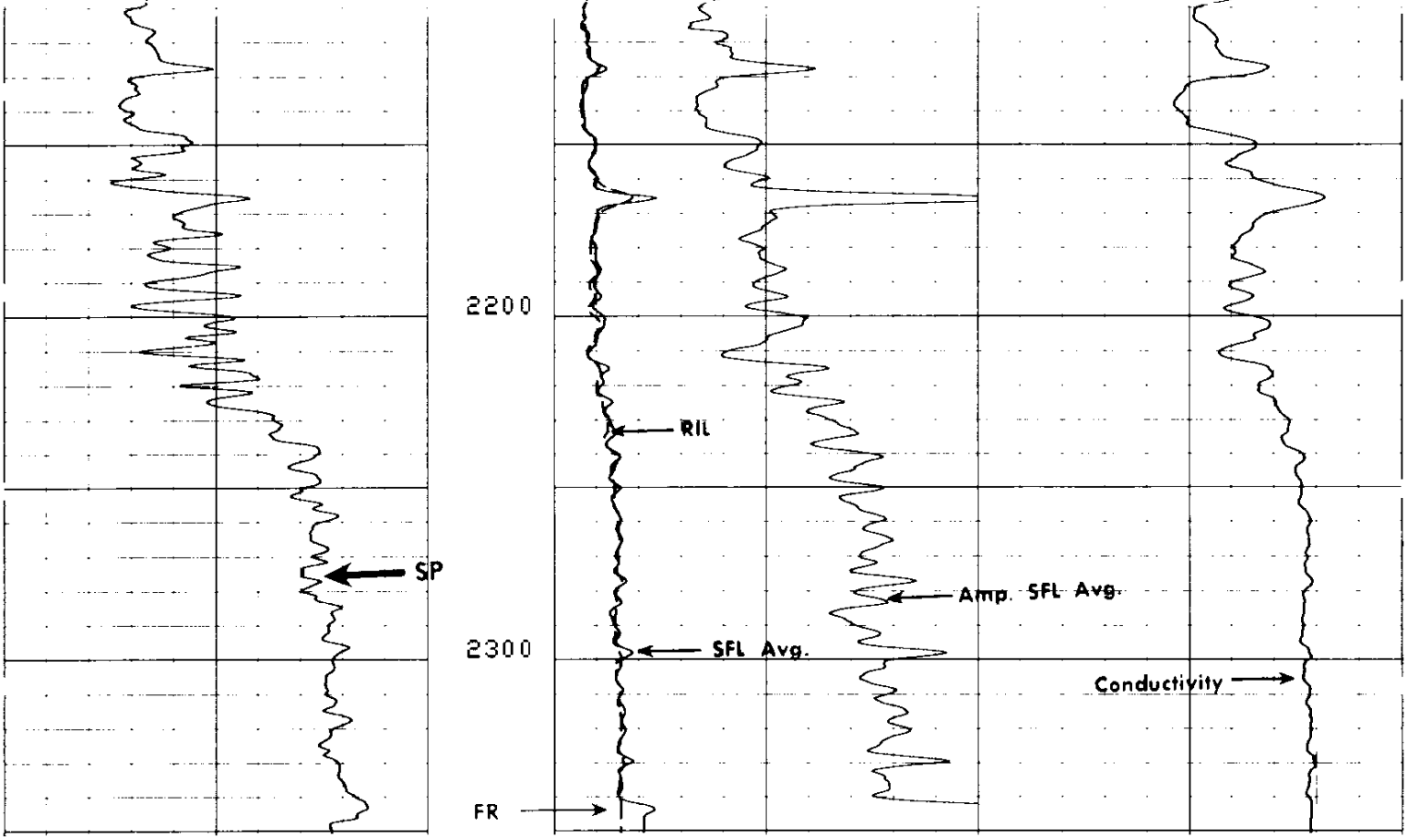

FILE

27512

ILD (OHMM)
0.0 30.00
SFLA(OHMM)
0.0 6.000
SP (MV)
-100.0 0.0
SFLA(OHMM)
0.0 30.00
CILD(MM/M)
1000. 0.0

PARAMETERS

NAME	UNIT	VALUE	NAME	UNIT	VALUE	NAME	UNIT	VALUE

PARAMETERS

NAME	UNIT	VALUE	NAME	UNIT	VALUE	NAME	UNIT	VALUE
DTM	US/F	56.00	CDTS		140.0	BS	INCH	6.250
SBR	OHMM	1.000	DSEC	MM/M	5.360	DTF	US/F	189.0
FPHI		SPHI	MSEC	MM/M	13.24			
DO		0.0	BHS		OPEN			

PARAMETERS

NAME	UNIT	VALUE	NAME	UNIT	VALUE	NAME	UNIT	VALUE
DTM	US/F	56.00	CDTS		140.0	BS	INCH	6.250
SBR	OHMM	1.000	DSEC	MM/M	5.360	DTF	US/F	189.0
FPHI		SPHI	MSEC	MM/M	13.24			
DO		0.0	BHS		OPEN			

RWA (OHMM)
0.0 10.00
SP (MV)
-100.0 0.0

ILD (OHMM)
0.2000 2000.
ILM (OHMM)
0.2000 2000.
SFLU(OHMM)
0.2000 2000.

FILE

10

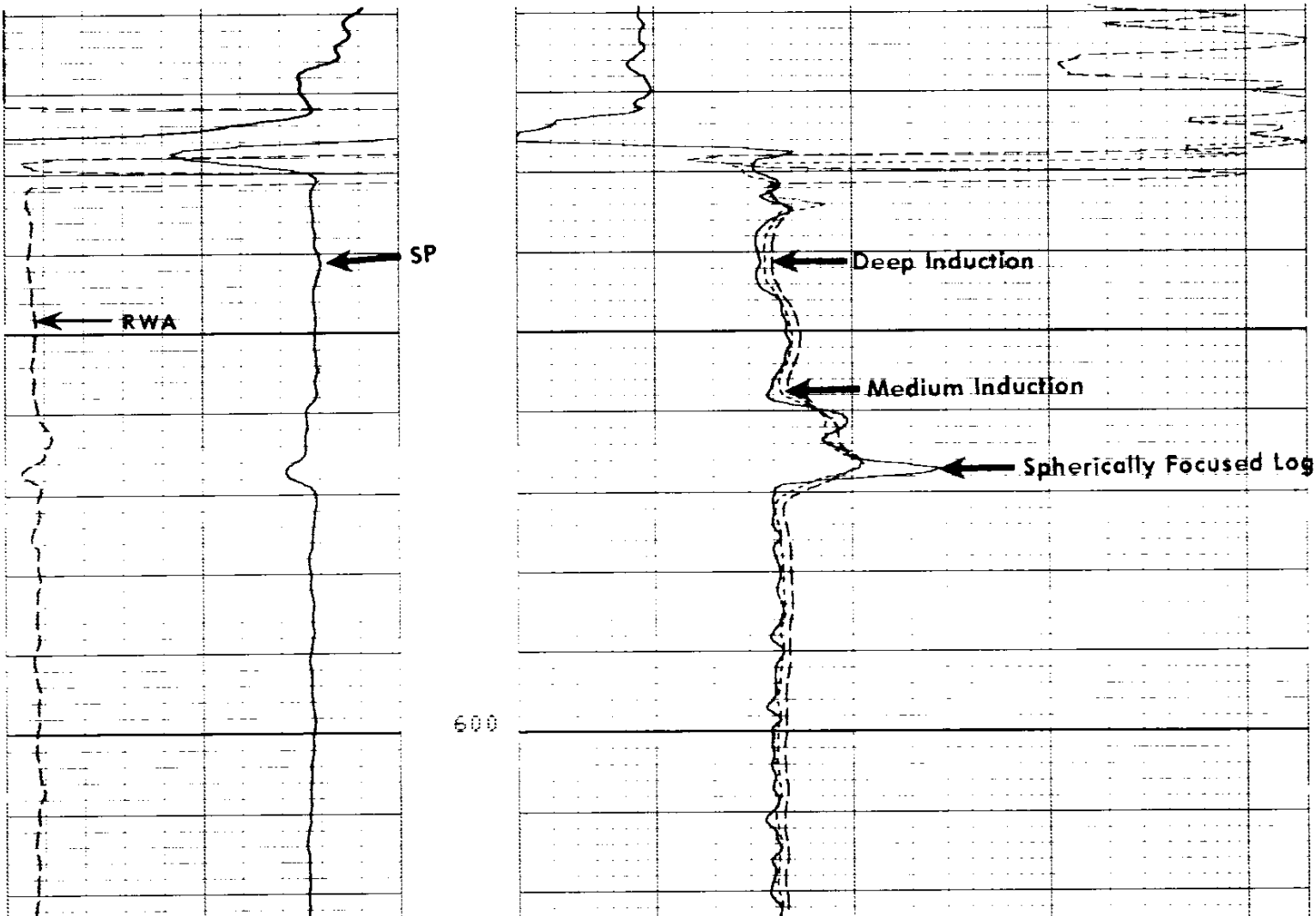

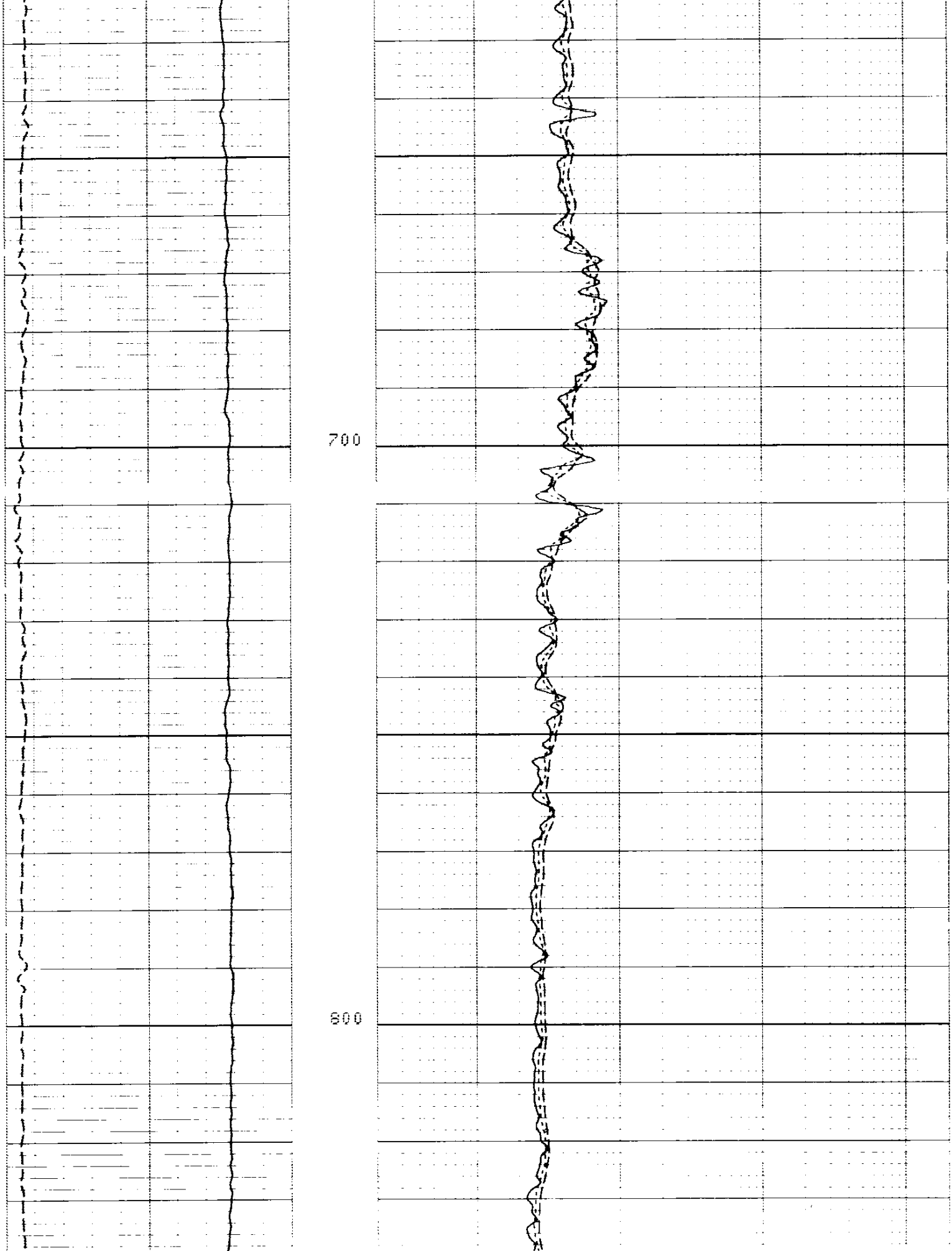

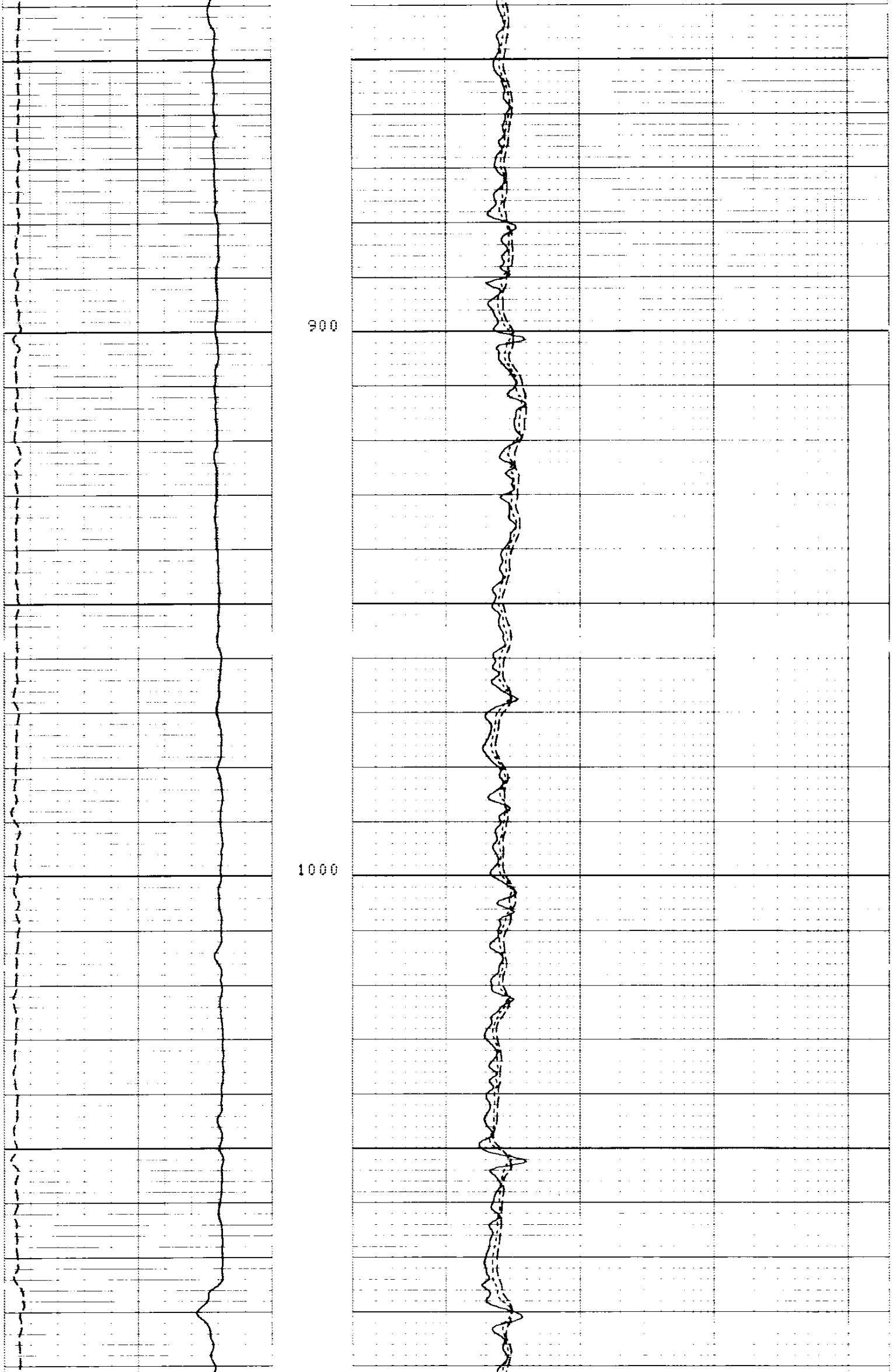

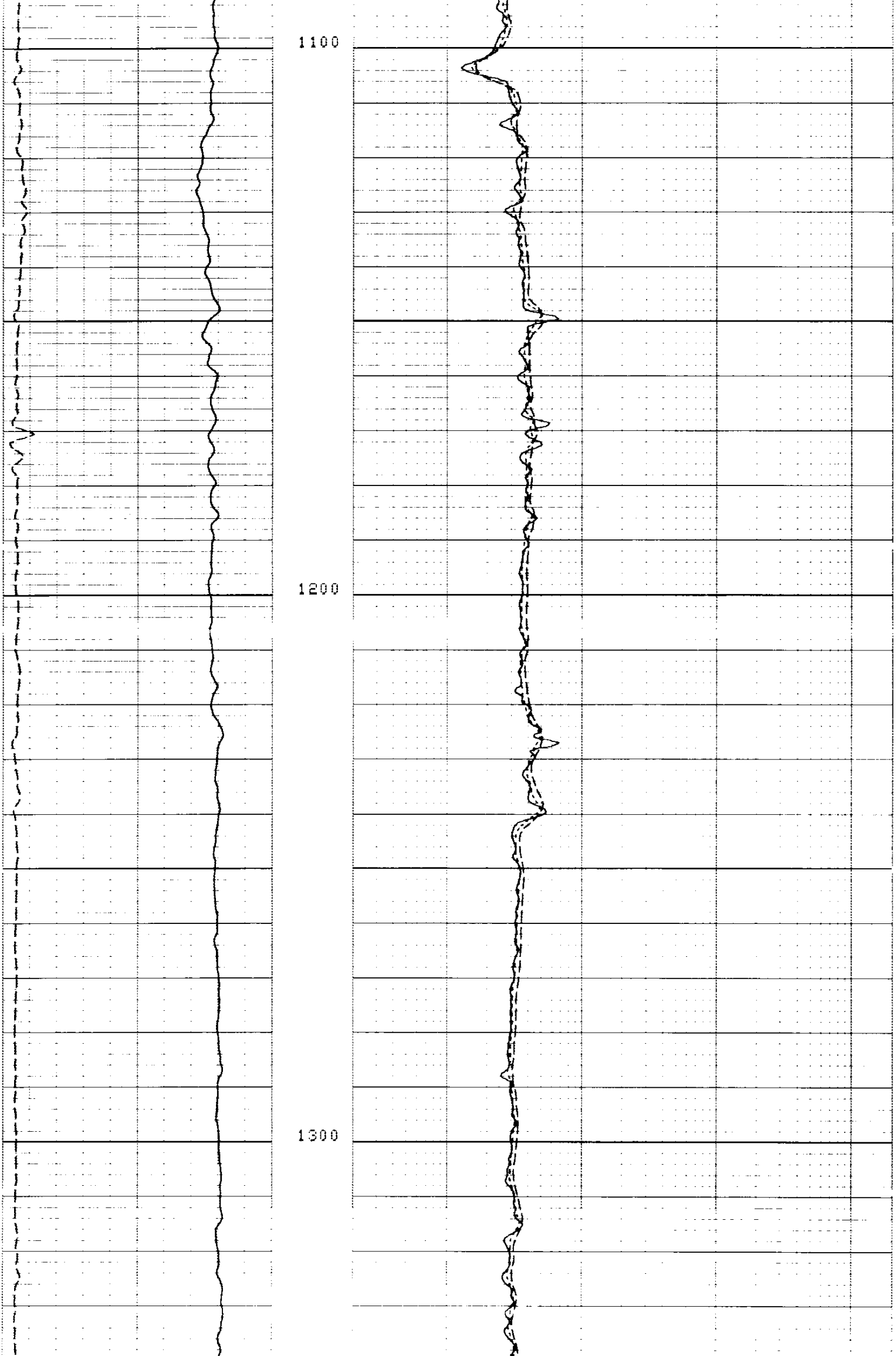

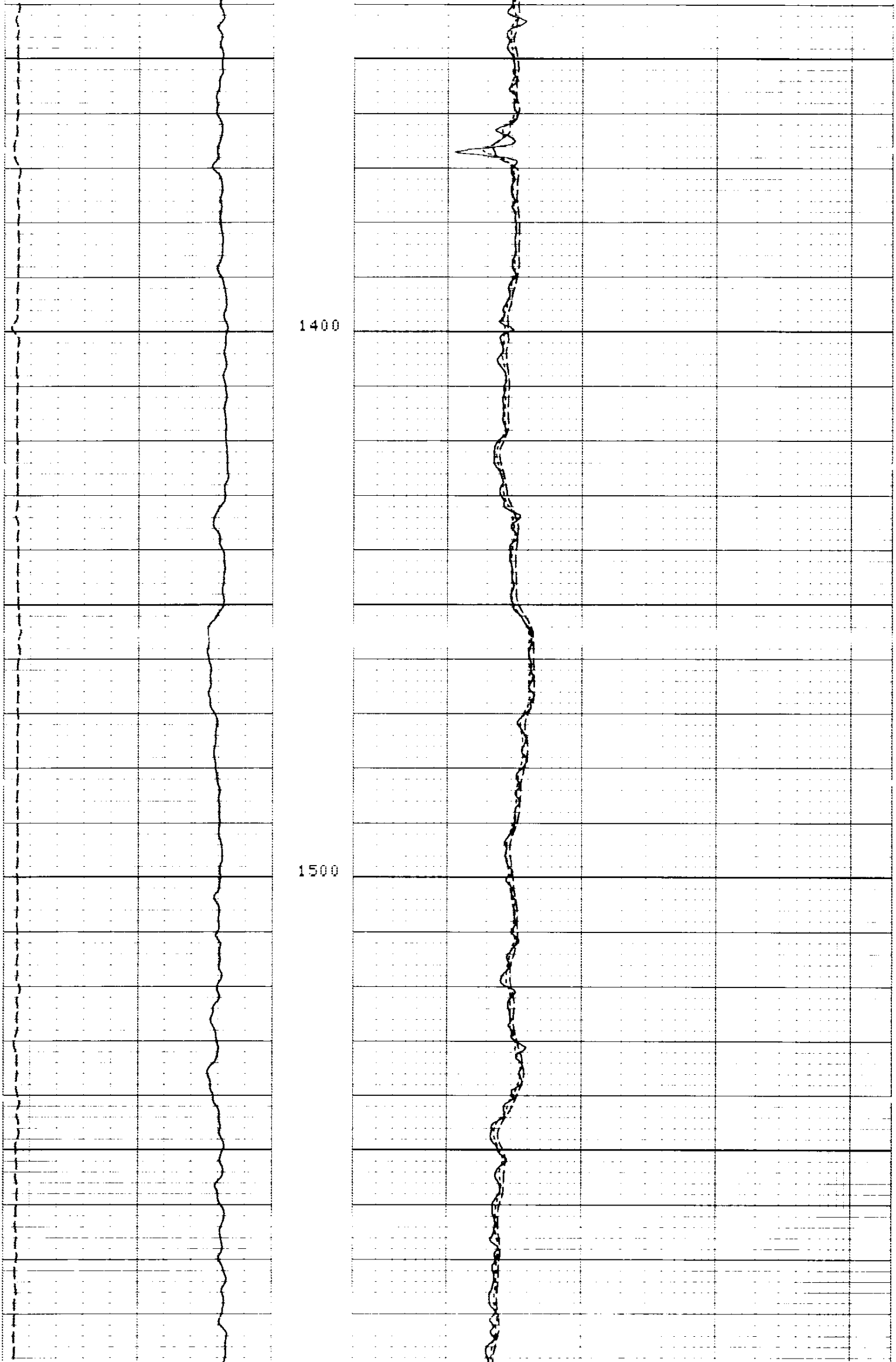

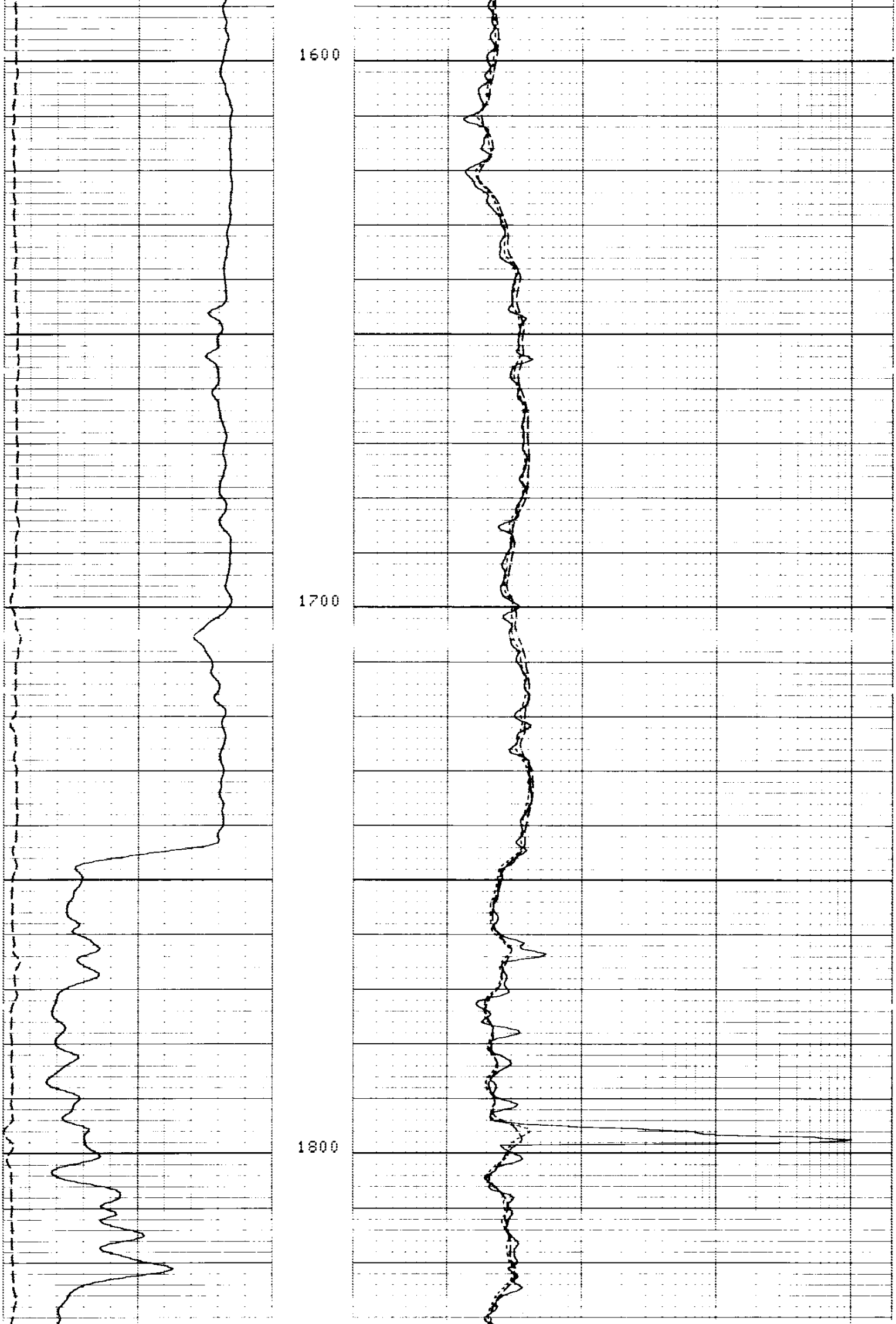

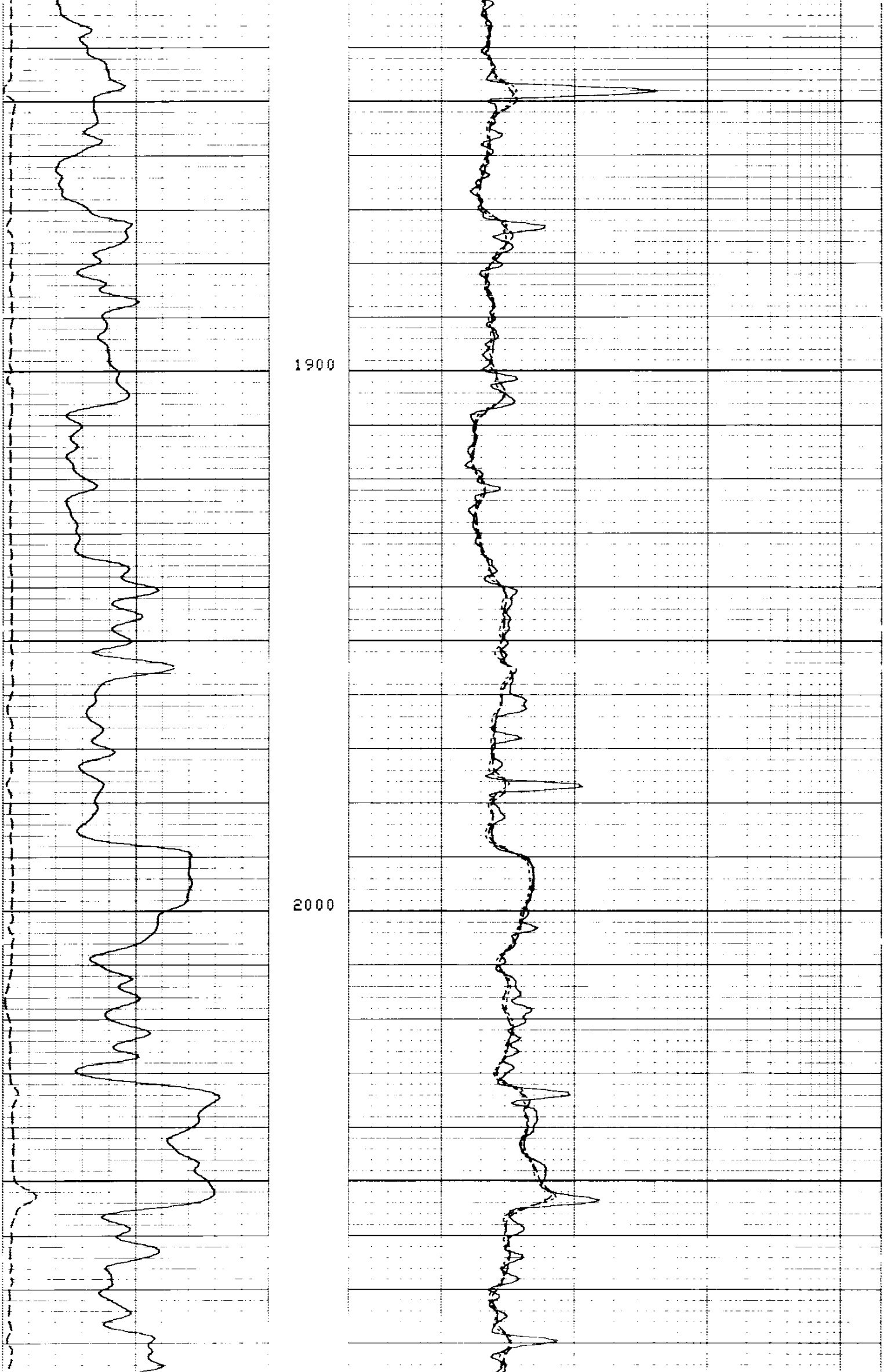

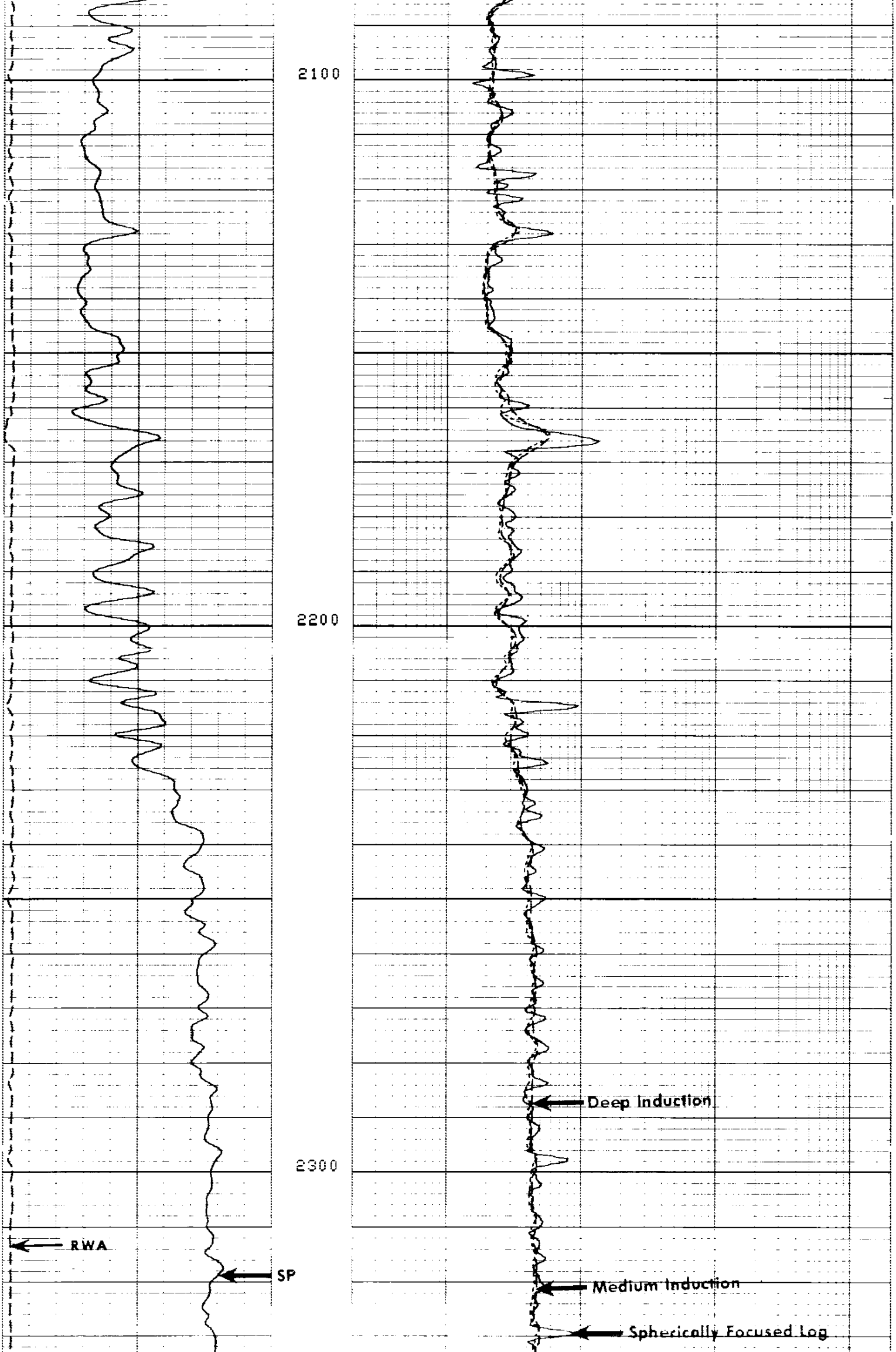



FILE

10

RWA (OHMM)
0.0 10.00
SP (MV)
-100.0 0.0

ILD (OHMM)
0.2000 2000.
ILM (OHMM)
0.2000 2000.
SFLU(OHMM)
0.2000 2000.

PARAMETERS

NAME	UNIT	VALUE	NAME	UNIT	VALUE	NAME	UNIT	VALUE
DTM	US/F	56.00	CDTS		140.0	BS	INCH	6.250
SBR	OHMM	1.000	DSEC	MM/M	5.360	DTF	US/F	189.0
FPHI		SPHI	MSEC	MM/M	13.24			
DO		0.0	BHS		OPEN			

REPEAT SECTION REPEAT SECTION REPEAT SECTION

PARAMETERS

NAME	UNIT	VALUE	NAME	UNIT	VALUE	NAME	UNIT	VALUE
DTM	US/F	56.00	CDTS		140.0	BS	INCH	6.250
SBR	OHMM	1.000	DSEC	MM/M	5.360	DTF	US/F	189.0
FPHI		SPHI	MSEC	MM/M	13.24			
DO		0.0	BHS		OPEN			

RWA (OHMM)
0.0 10.00
SP (MV)
-100.0 0.0

ILD (OHMM)
0.2000 2000.
ILM (OHMM)
0.2000 2000.
SFLU(OHMM)
0.2000 2000.

FILE

9

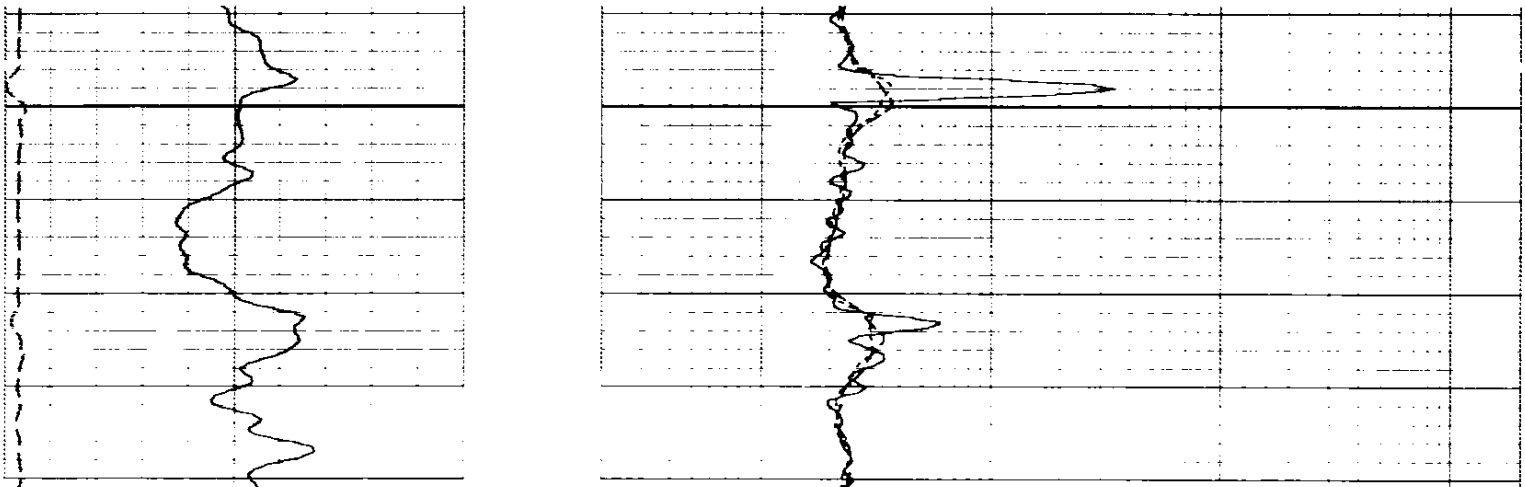

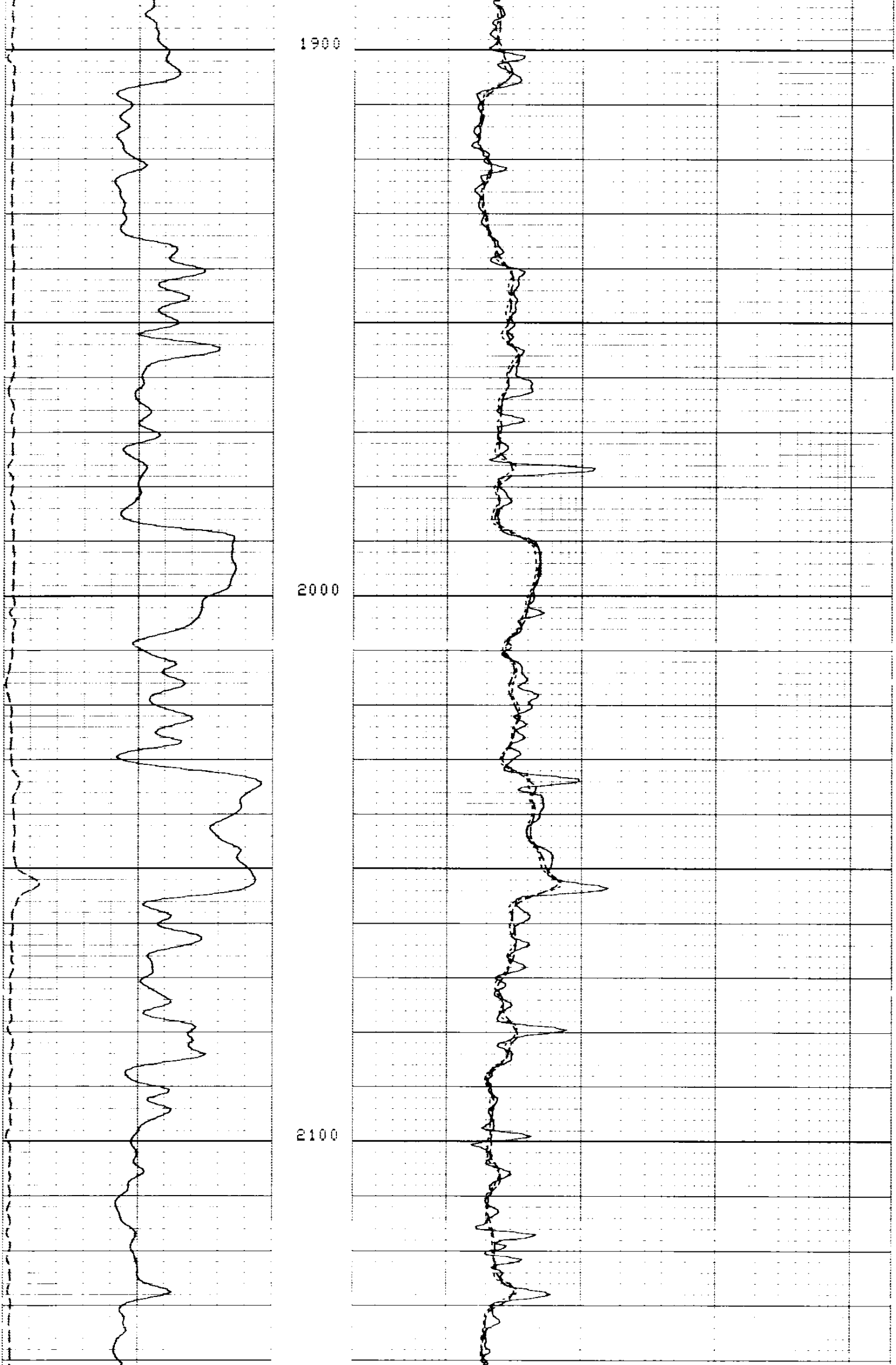

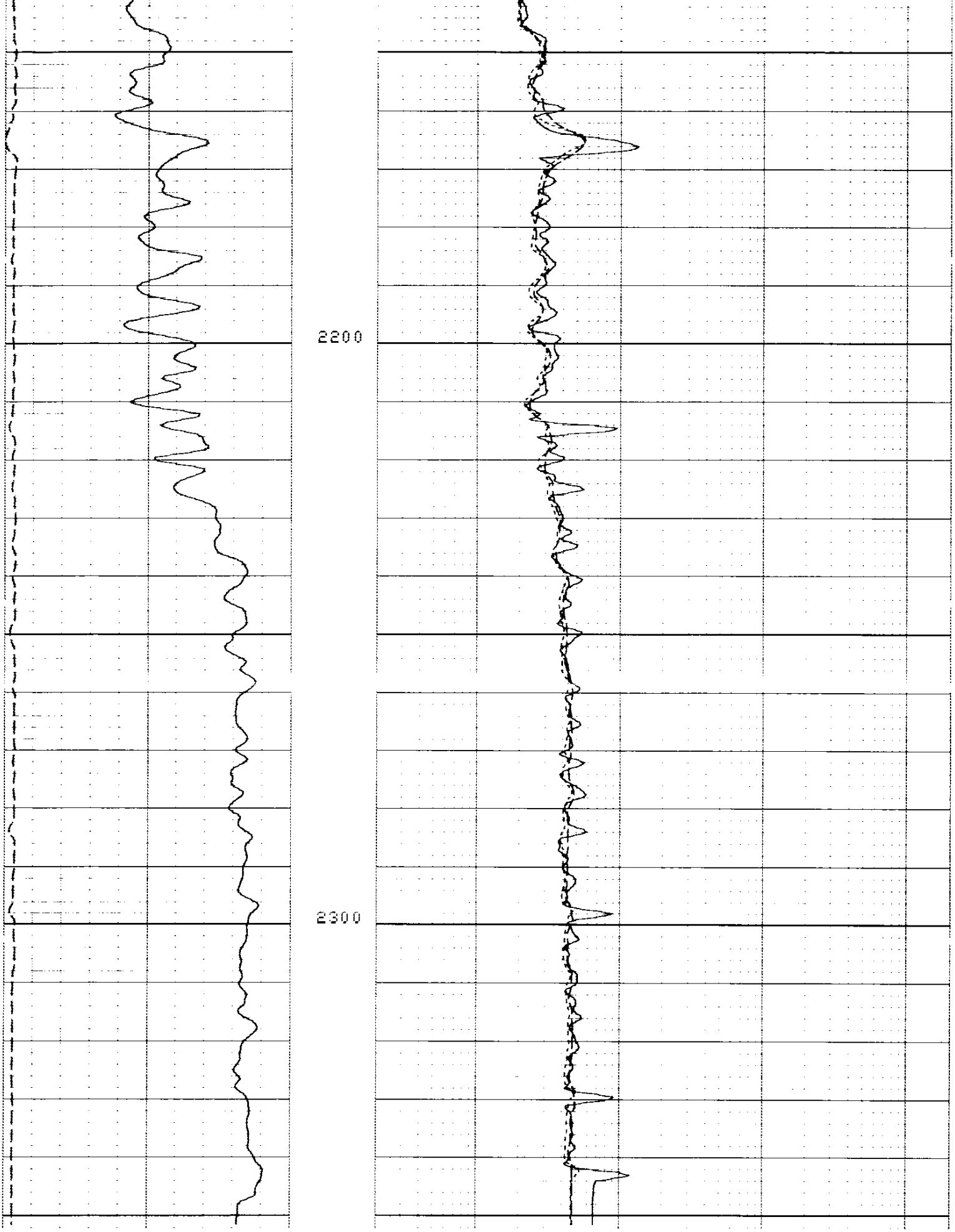

FILE

9

```
                                        ILD (OHMM)
                       0.2000                                  2000.
   RWA (OHMM)                           ILM (OHMM)
0.0          10.00     0.2000                                  2000.
   SP  (MV  )                           SFLU(OHMM)
-100.0        0.0      0.2000                                  2000.
```

```
                            PARAMETERS

NAME  UNIT  VALUE       NAME  UNIT  VALUE       NAME  UNIT  VALUE



DTM   US/F  56.00       CDTS        140.0       BS    INCH  6.250
SBR   OHMM  1.000       DSEC  MM/M  5.360       DTF   US/F  189.0
FPHI        SPHI        MSEC  MM/M  13.24
DO          0.0         BHS         OPEN
```

CALIBRATION RECORD

```
           BEFORE SURVEY CALIBRATION SUMMARY


  PERFORMED:     80/10/25
  PROGRAM FILE: ISN    (VERSION    18.2    80/ 4/29)


DITD              ELECTRONICS CALIBRATION SUMMARY

           MEASURED                      CALIBRATED
         ZERO    PLUS                  ZERO      PLUS        UNITS
   ILD    5.8    487.4                  0.0      499.8        MM/M
   ILM    5.5    541.3                  0.0      500.0        MM/M
   SFL   -0.2    517.0                  0.0      499.9        MM/M

ILM  SONDE ERROR CORRECTION :       13.2   MM/M
ILD  SONDE ERROR CORRECTION :        5.3   MM/M




           AFTER SURVEY TOOL CHECK SUMMARY


  PERFORMED:     80/10/25
  PROGRAM FILE: ISN    (VERSION    18.2    80/ 4/29)


DITD                   TOOL  CHECK

               ZERO                       PLUS
        BEFORE       AFTER          BEFORE      AFTER     UNITS
   ILD    0.0          0.4          499.8       492.8     MM/M
   ILM    0.0          0.0          500.0       496.3     MM/M
   SFL    0.0          0.2          499.9       500.9     MM/M

ILM  SONDE ERROR CORRECTION :       13.2   MM/M
ILD  SONDE ERROR CORRECTION :        5.3   MM/M
                         FILE

                          12

           SHOP SUMMARY


  PERFORMED:     80/10/24
  PROGRAM FILE:  SHOP   (VERSION    16.4    79/11/20)


DITD              ELECTRONICS CALIBRATION SUMMARY
```

```
                ELECTRONICS CALIBRATION          SONDE
              MEASURED           CALIBRATED       ERROR
            ZERO     PLUS     ZERO       PLUS     CORR.      TEST
                                                             LOOP       UNITS
  ILD       5.0     499.4     0.0       499.8     5.36       490.2      MM/M
  ILM       6.2     527.8     0.0       499.9    13.24       502.3      MM/M

                        (IS:35    , IC:47     )
```

CALIBRATION RECORD

COMPANY AMERICAN QUASAR PETROLEUM COMPANY

WELL CROWN ZELLERBACH NO. 30-33

FIELD MIST NEHALEM BASIN

COUNTY COLUMBIA STATE OREGON

SCHL. FR 2344

SCHL. TD 2350

DRLR. TD 2350

Elev: KB 842.9

DF --

GL 832.4