Schlumberger

DIPMETER

COMPANY: STEELE ENERGY CORPORATION

WELL: "DONNELLY DOME" #1 [illegible] #1-2[illegible]

FIELD: WILDCAT
COUNTY: WHEELER
STATE: OREGON
NATION: U.S.A.
LOCATION: 46[illegible]' SNL & 540' EWL

OTHER SERVICES:
DIL

API SERIAL NO:
[illegible]

PROGRAM
TAPE NO:
24.2
SERVICE
ORDER NO:
432364

DATE: 3 JAN 85
RUN NO: 1

DEPTH-DRILLER: 3967.0 '
DEPTH-LOGGER: 3964.0 '
BTM. LOG INTERVAL: 3324.0 '
TOP LOG INTERVAL: 802.0 '

CASING-DRILLER: 800 '
CASING-LOGGER: 802 '
CASING: 9 5/8"

BIT SIZE: 8 3/4"
DEPTH: 3967 '

TYPE FLUID IN HOLE: OMNIFOL [illegible]
DENSITY: 10.8 LB/G
VISCOSITY: 70.0 S
PH: 9.0
FLUID LOSS: 7.0 C3
SOURCE OF SAMPLE: FLOWLINE
RM: 4.700 OHMM AT 50.0 DEGF
RMF: 6.670 OHMM AT 34.0 DEGF
RMC: 6.060 OHMM AT 34.0 DEGF
SOURCE RMF/RMC: MEASURED/MEASURED
RM AT BHT: [illegible] OHMM AT 1[illegible] DEGF
RMF AT BHT: 2.071 OHMM AT 1[illegible] DEGF
RMC AT BHT: 1.932 OHMM AT 1[illegible] DEGF

TIME CIRC. STOPPED: ~~1312~~ 1-3
TIME LOGGER ON BTM.: 20:15 1-

MAX. REC. TEMP: 125.0 DEGF

LOGGING UNIT NO: 8128
LOGGING UNIT LOC: SACRAMENTO
RECORDED BY: FILCH
WITNESSED BY: FI[illegible], HORACE [illegible]HAEFFER

REMARKS:

72 DEGREE MECHANICAL UNIT
MAGNETIC DECLINATION 20°
CALIPER NOT FULLY OPEN DURING REPEAT SECTION

EQUIPMENT NUMBERS-

HDS-H 727 HDE-E 727 HDM-JB 1765 [illegible]

ALL INTERPRETATIONS ARE OPINIONS BASED ON INFERENCES FROM ELECTRICAL OR OTHER MEASUREMENTS AND WE CANNOT, AND DO NOT GUARANTEE THE ACCURACY OR CORRECTNESS OF ANY INTERPRETATIONS, AND WE SHALL NOT, EXCEPT IN THE CASE OF GROSS OR WILLFUL NEGLIGENCE ON OUR PART, BE LIABLE OR RESPONSIBLE FOR ANY LOSS, COSTS, DAMAGES OR EXPENSES INCURRED OR SUSTAINED BY ANYONE RESULTING FROM ANY INTERPRETATION MADE BY ANY OF OUR OFFICERS, AGENTS OR EMPLOYEES. THESE INTERPRETATIONS ARE ALSO SUBJECT TO OUR GENERAL TERMS AND CONDITIONS AS SET OUT IN OUR CURRENT PRICE SCHEDULE.

DEVI(DEG)
-2.000 18.000
RB (DEG)
-40.00 360.00
AZIM(DEG)
-40.00 360.00

TENSION
10000. 0.0
C3 (IN)
26.000 6.0000
C1 (IN)

FILE

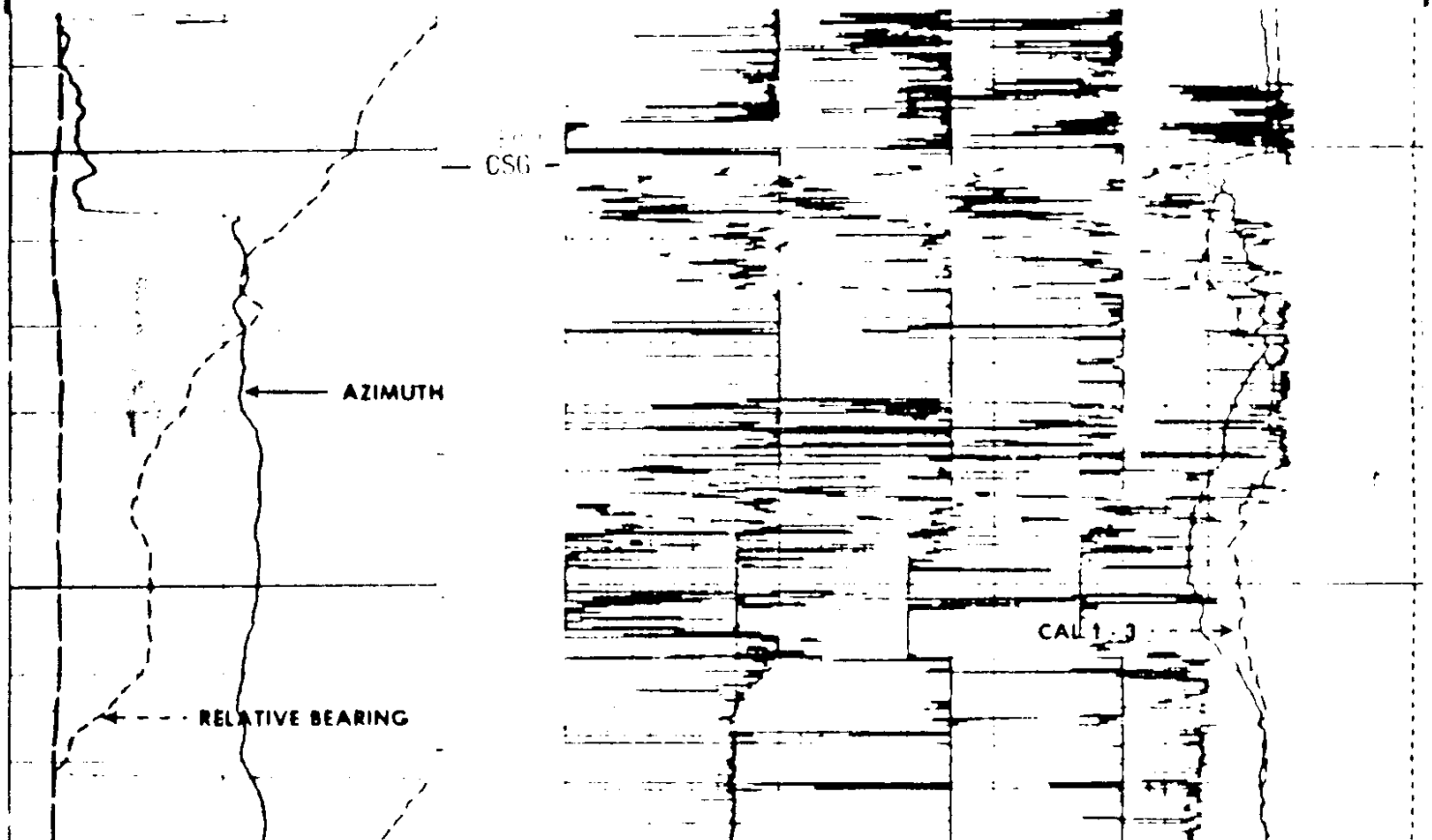

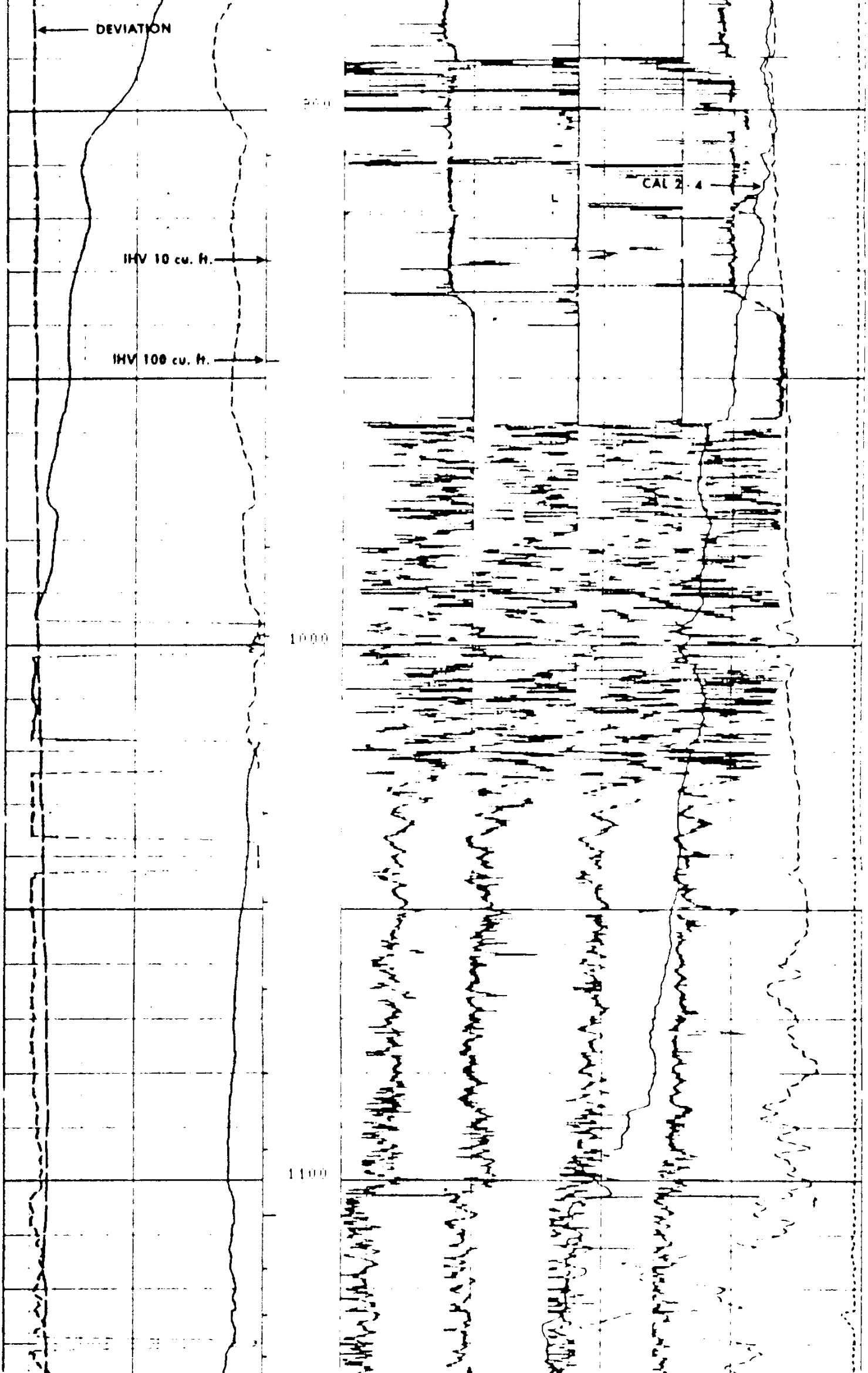



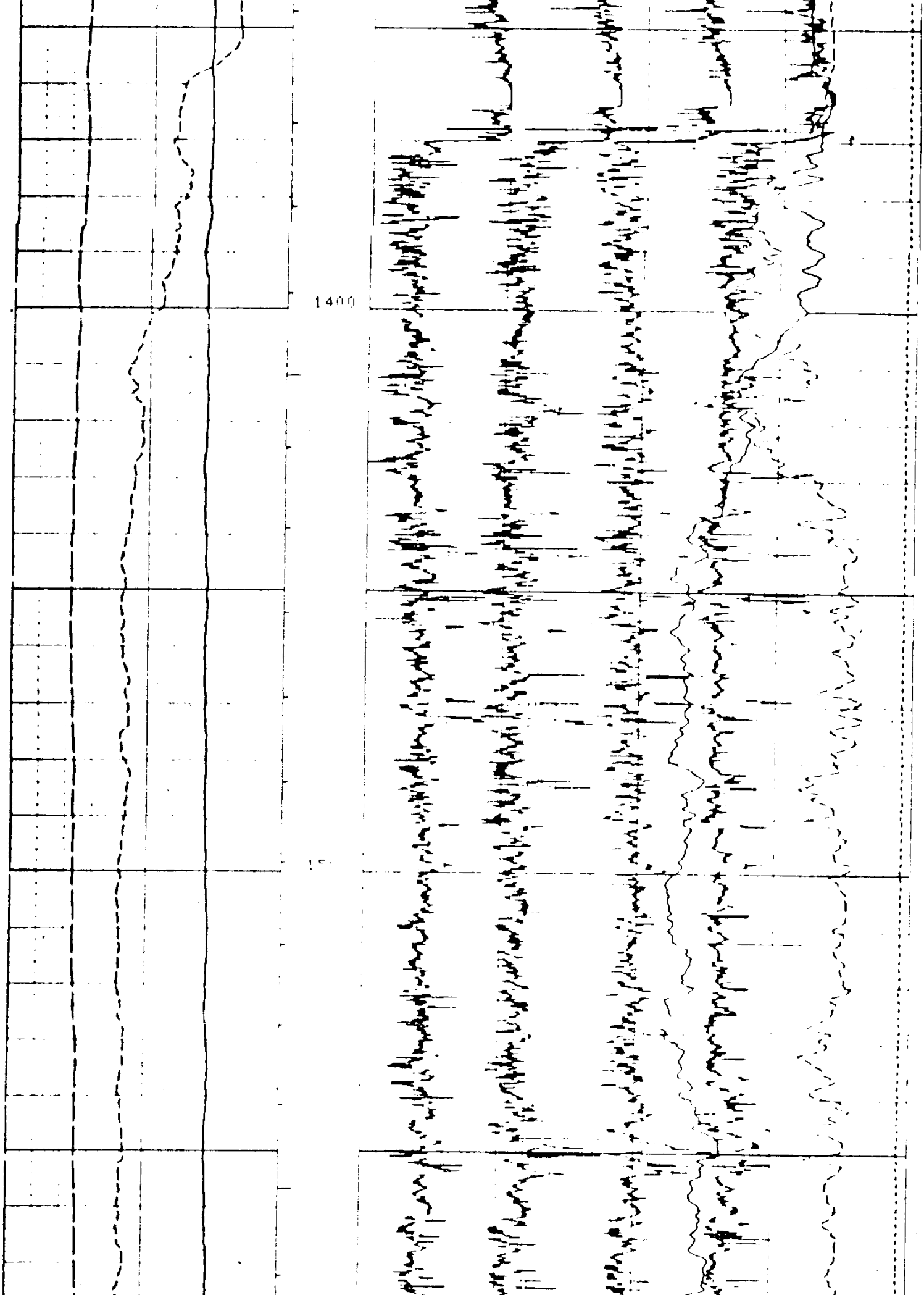

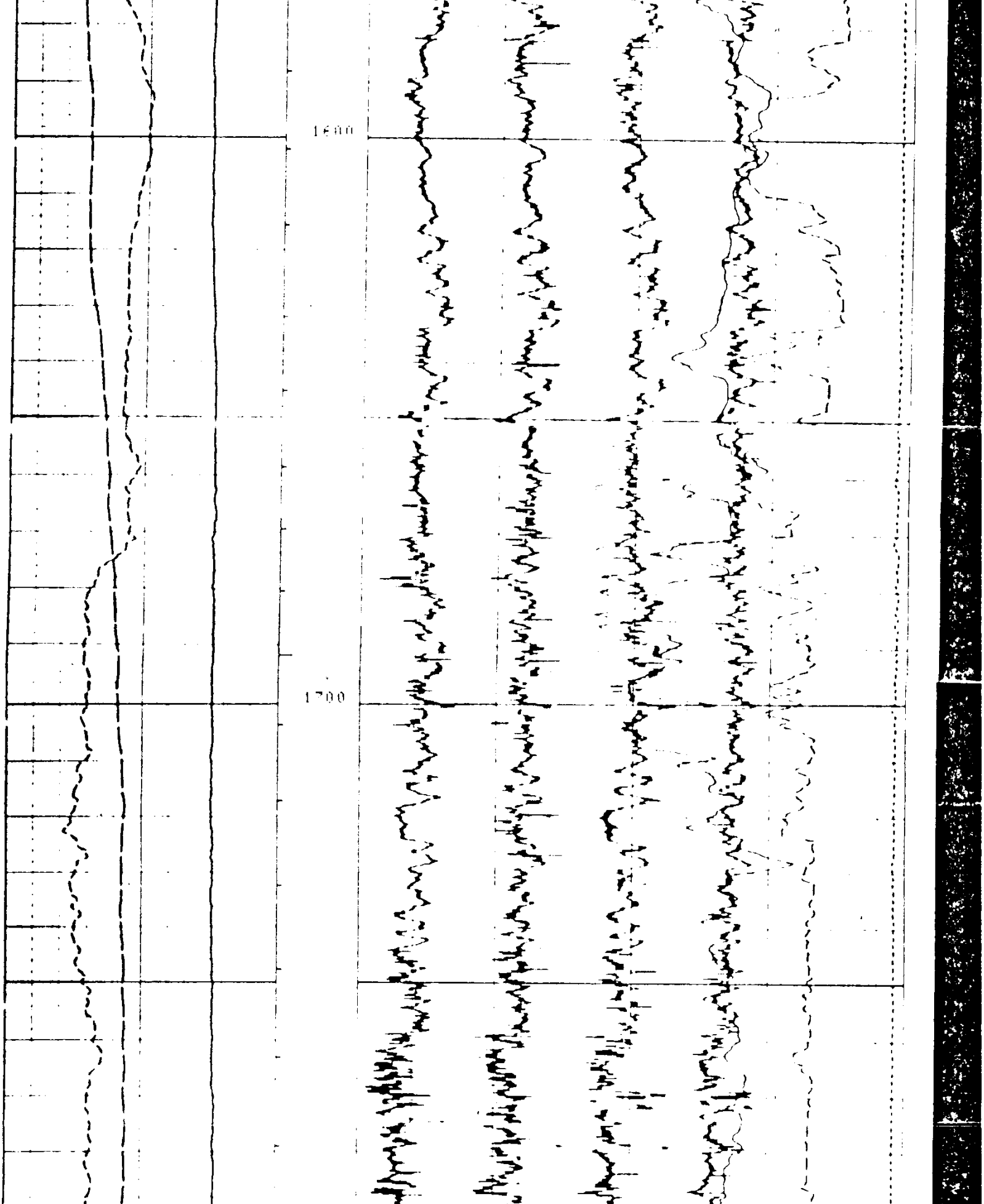

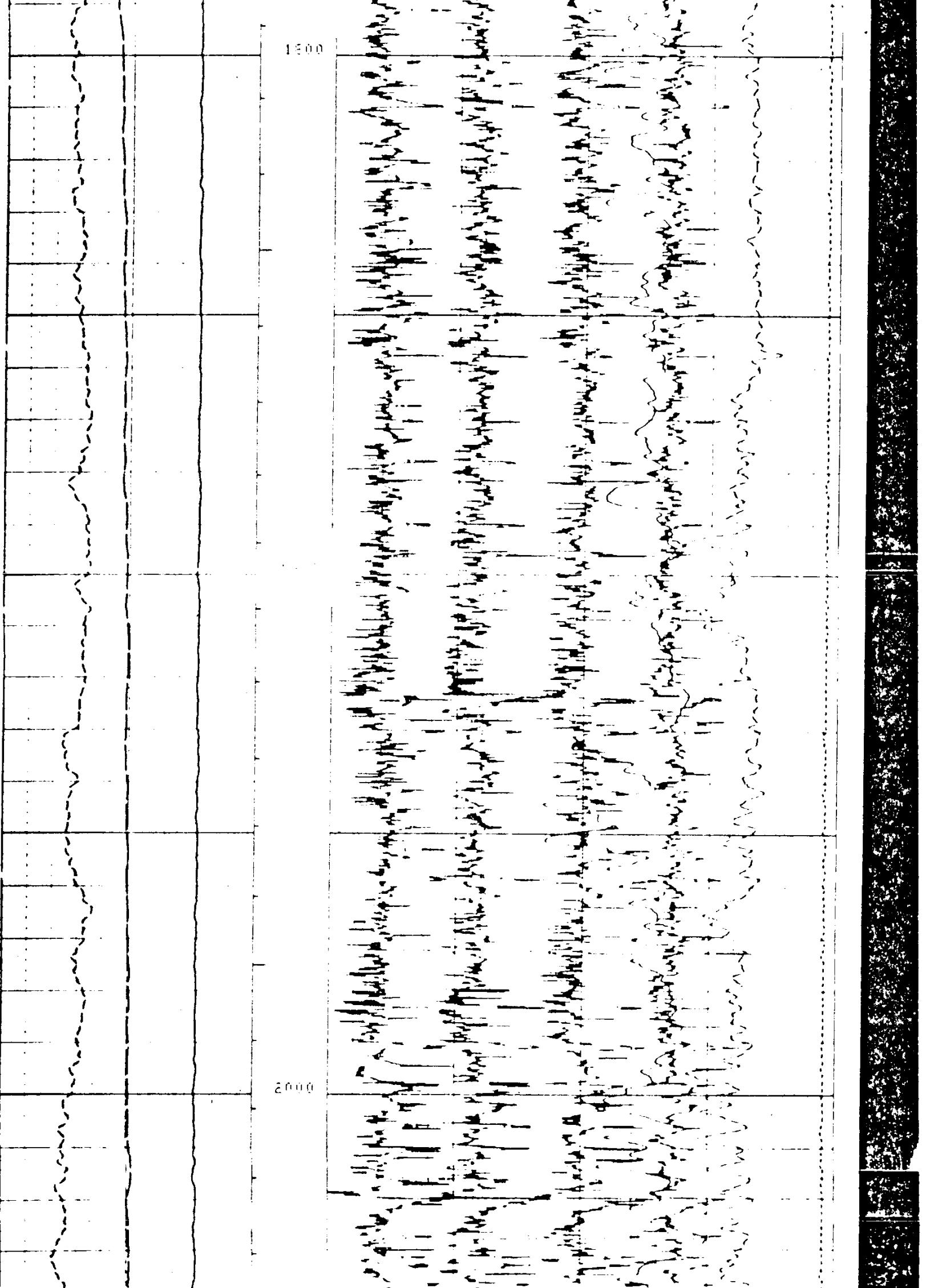



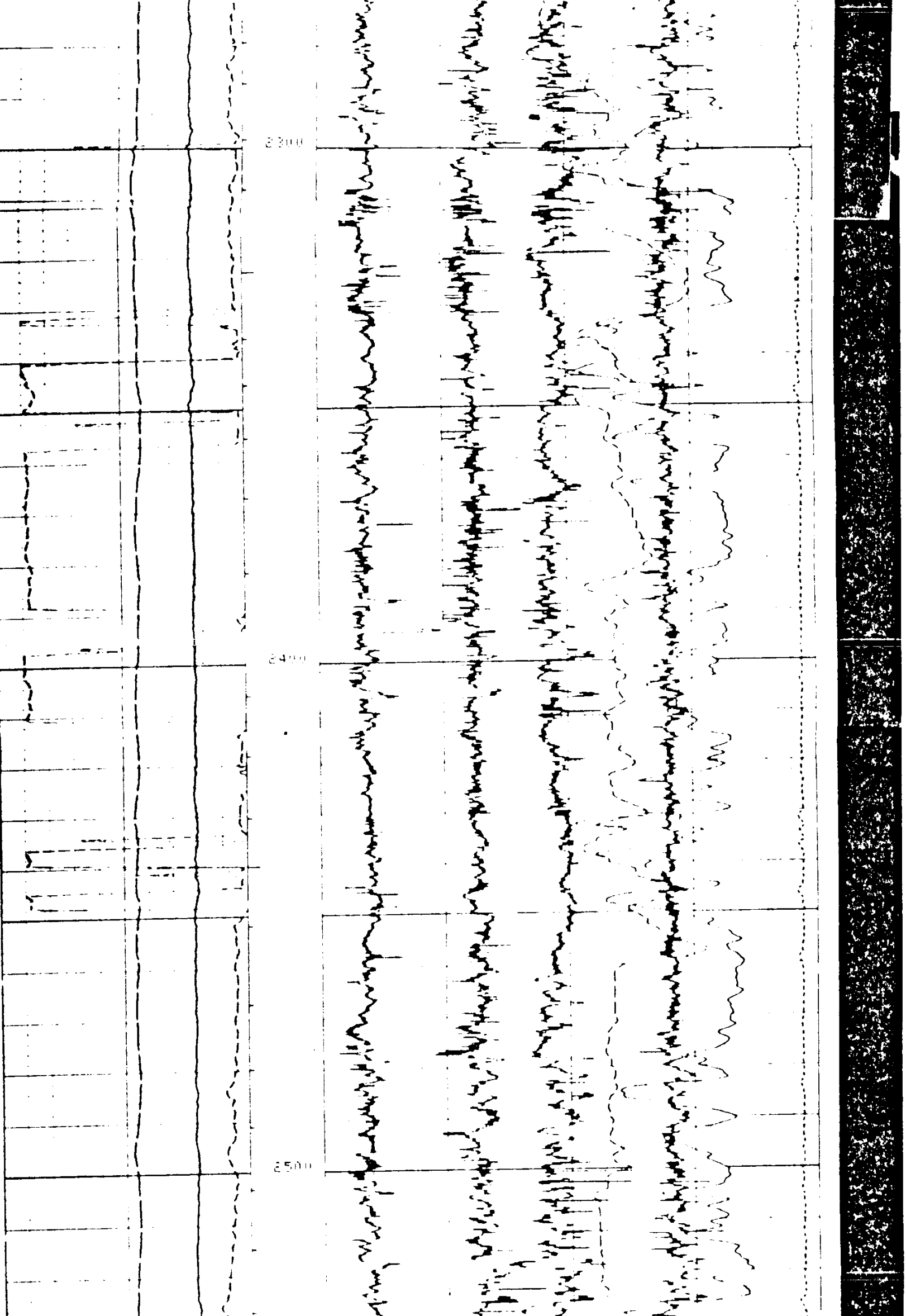

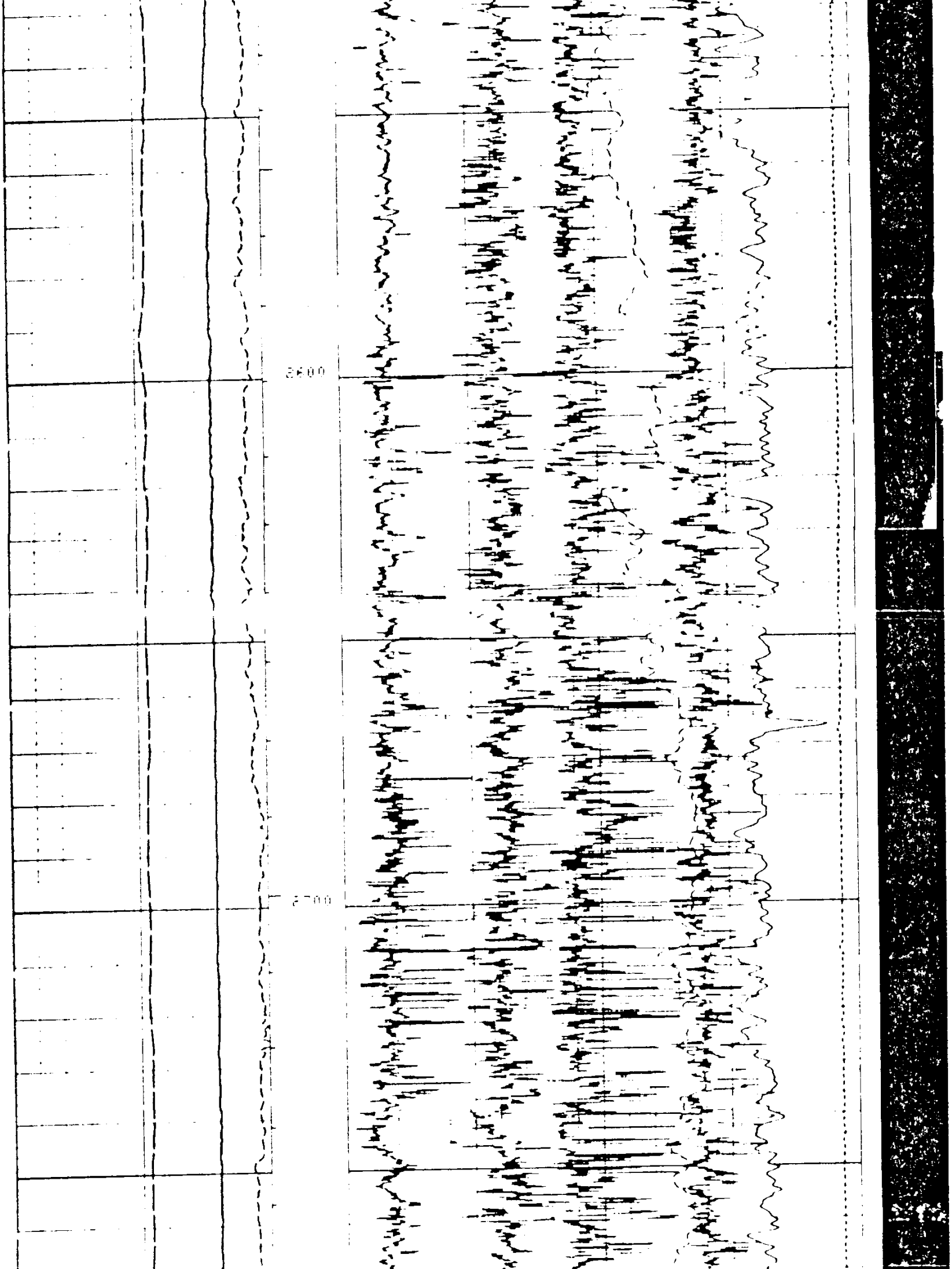

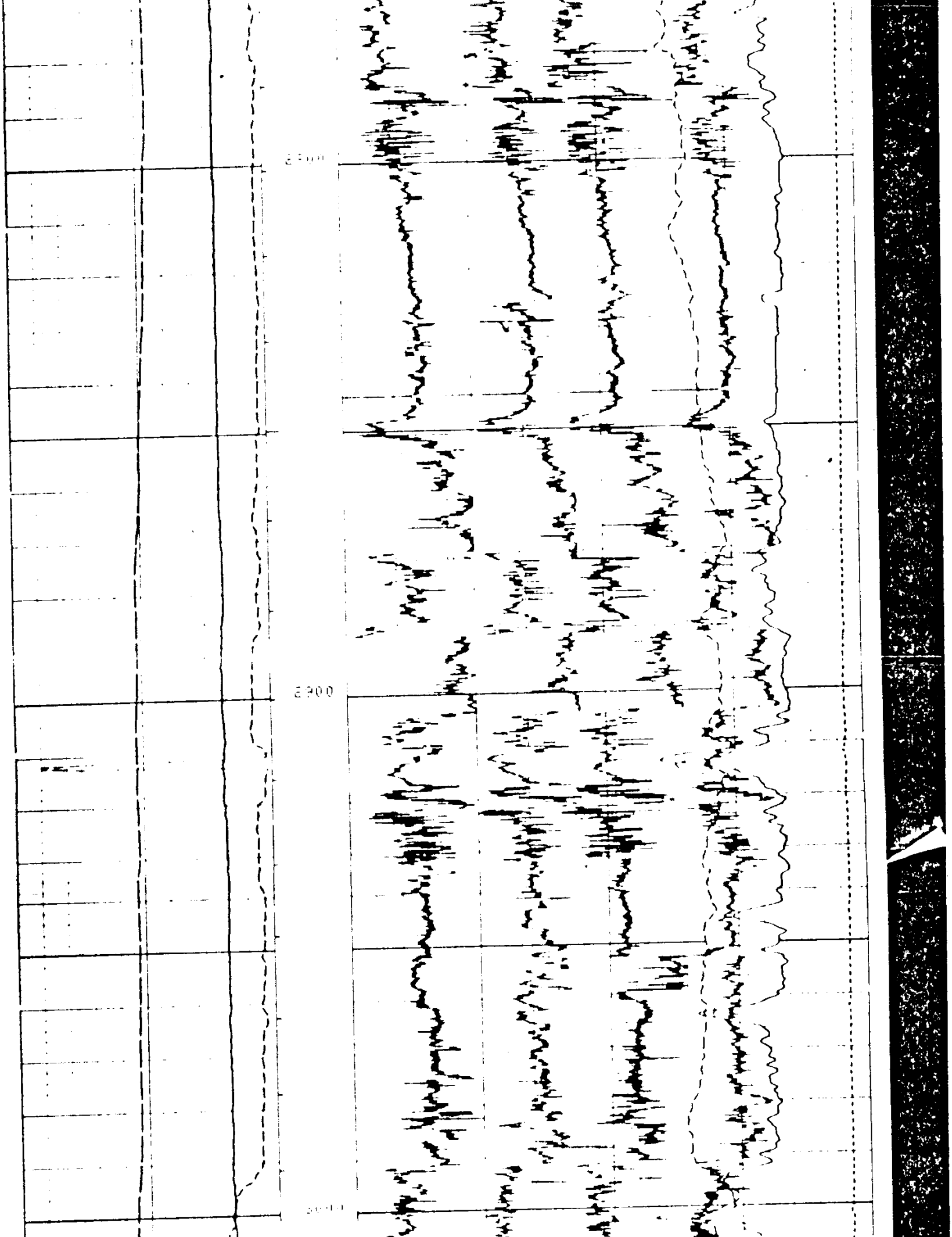

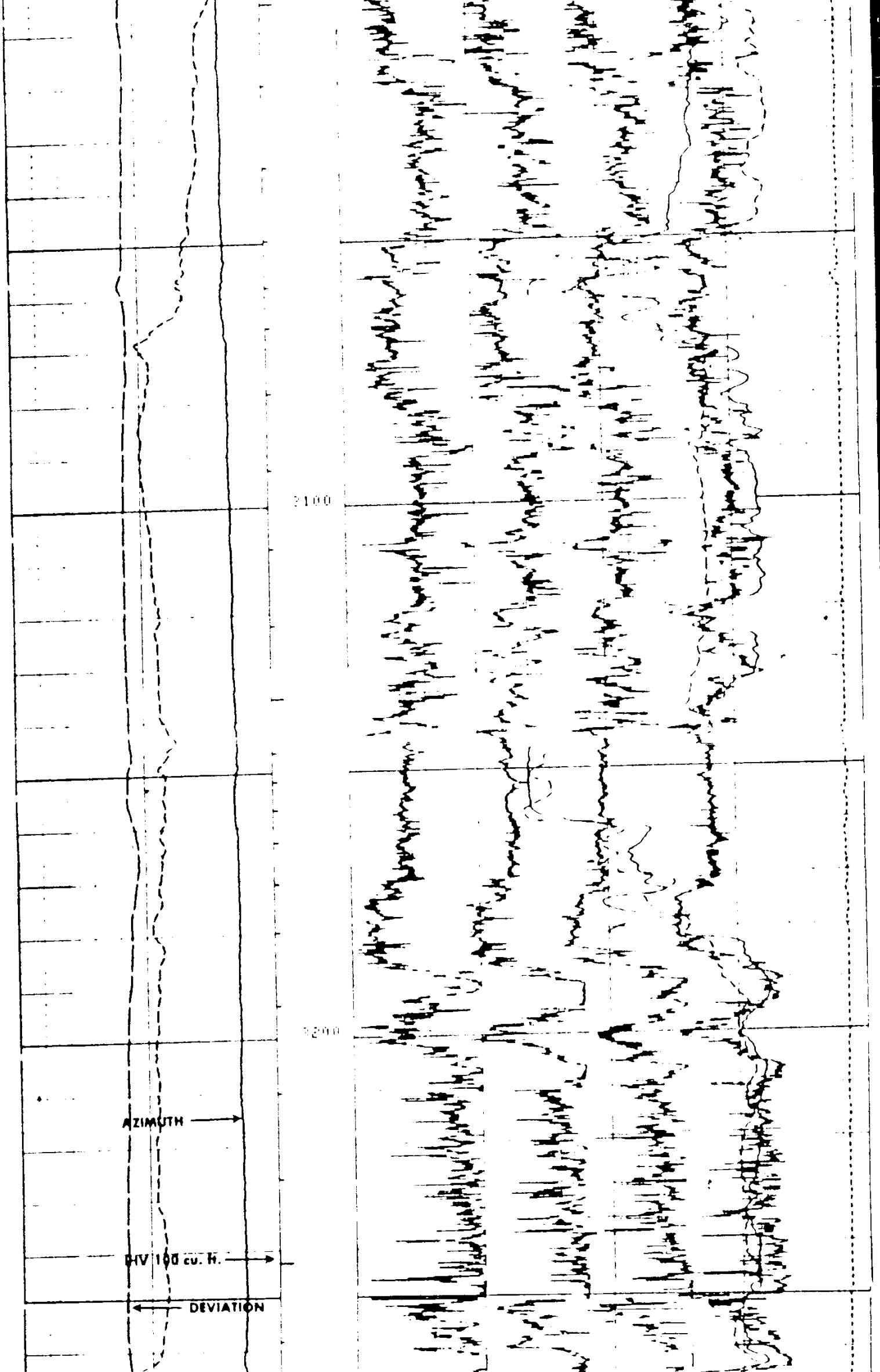

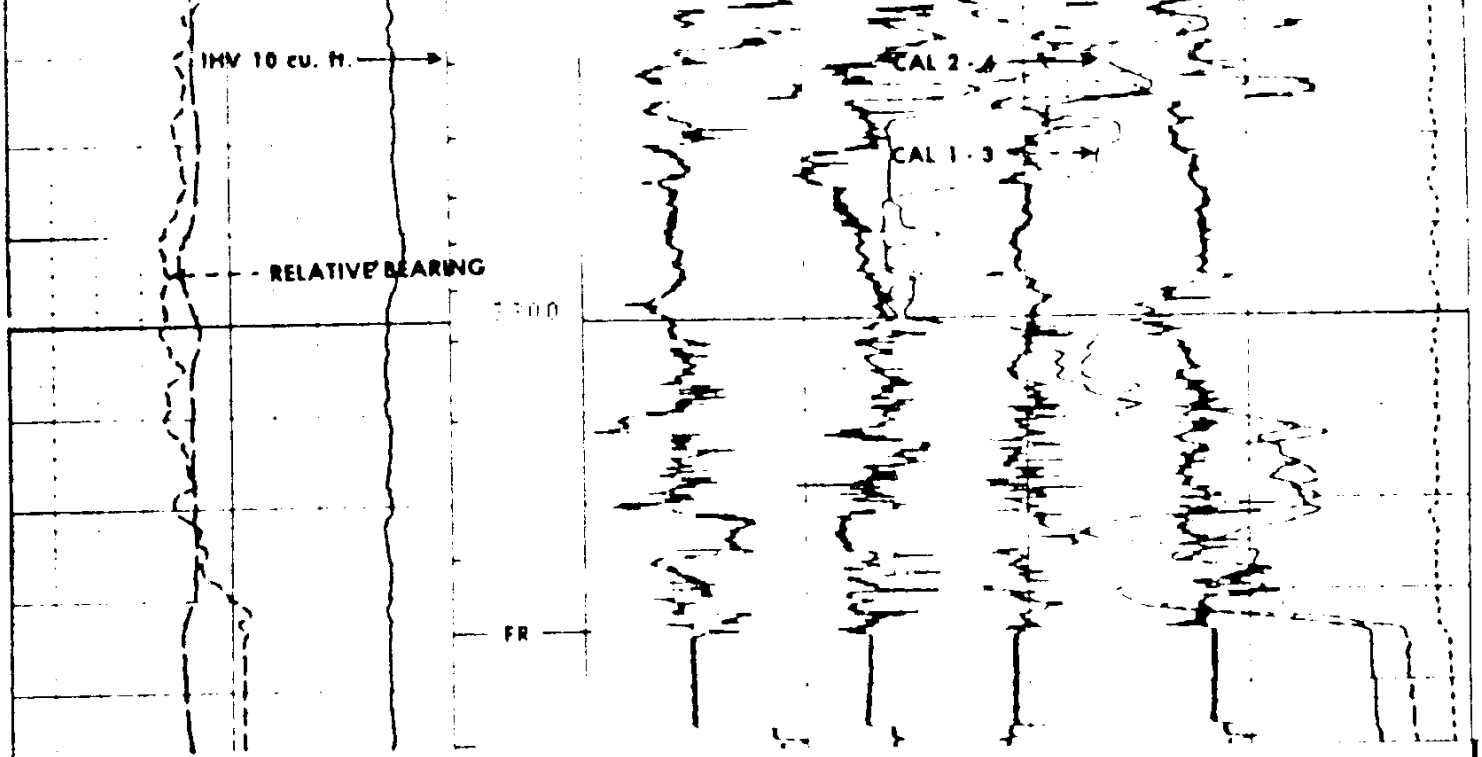

FILE

4

DEVI (DEG)
-2.000 18.000
RB (DEG)
-40.00 360.00 26.000
AZIM (DEG)
-40.00 360.00 26.000
TENS (LB)
10000. 0.0
C3 (IN)
6.0000
C1 (IN)
6.0000

SENSOR MEASURE POINT TO TENSION REFERENCE POINT

RB	.0	FEET	AZIM	[illegible]	FEET
FEP1	.0	FEET	DEVI	.0	FEET
REFE	.0	FEET	FEP3	.0	FEET
EMEX	.0	FEET	[illegible]	[illegible]	FEET
C2	.0	FEET	[illegible]	[illegible]	FEET
PC2	[illegible]	FEET	[illegible]		FEET
TEMP	.0	FEET	RR	[illegible]	FEET
FC0	.0	FEET	TENS	.0	FEET
FC2	.0	FEET	FC1	.0	FEET
FC4	.0	FEET	FC3	.0	FEET
SHDT	.0	FEET			

PARAMETERS

NAME	VALUE	UNIT	NAME	VALUE	UNIT
PVUM	1.00000		B[illegible]	[illegible]	IN
STYP	HDIF		M[illegible]	[illegible]	DEG
DD	0.0	F	FH[illegible]	OPEN	

CHANGED PARAMETERS

NAME	VALUE	UNIT	DEPTH (F)	NAME	VALUE	UNIT	DEPTH (F)

DEVI (DEG)
-2.000 18.000
RB (DEG)
-40.00 360.00 26.000
AZIM (DEG)
-40.00 360.00 26.000
TENS LB)
10000. 0.0
C3 IN
6.0000
C1 IN
6.0000

SEE REMARKS

FILE

REPEAT SECTION

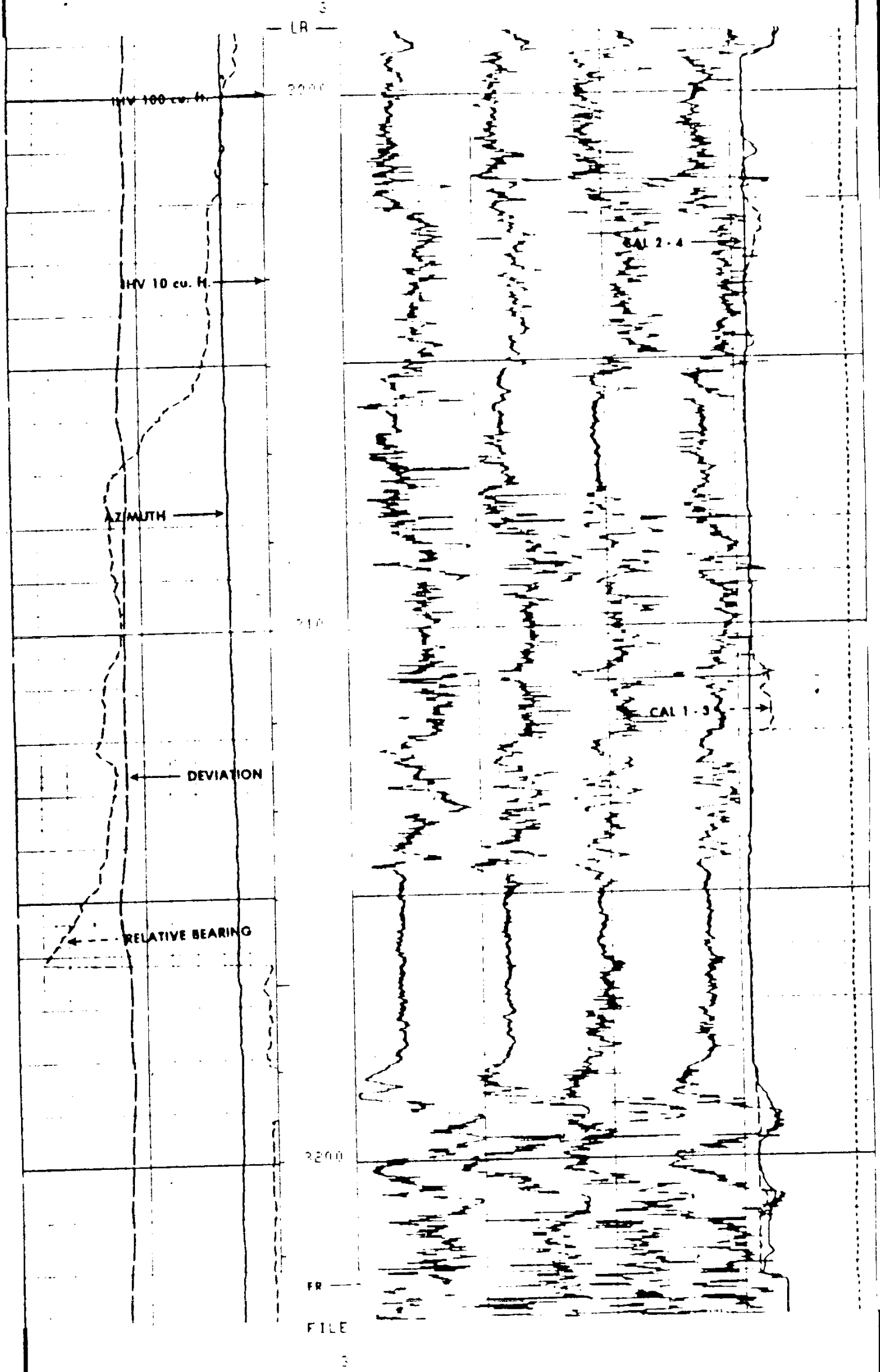

```
      DEVI(DEG )                                               TENS(LB )
-2.000          18.000                              10000.                      0.0
      RB  (DEG )                                 C2  (IN )
-40.00          360.00        26.000                                          6.0000
      AZIM(DEG )                                 C1  (IN )
-40.00          360.00        26.000                                          6.0000
```

```
             SENSOR MEASURE POINT TO TENSION REFERENCE POINT

        RB      .0   FEET                         AZIM    .0   FEET
        FEP1    .0   FEET                         DEVI    .0   FEET
        REFE    .0   FEET                         FEF2    .0   FEET
        EMEX    .0   FEET                         FC      .0   FEET
        C2      .0   FEET                         C1      .0   FEET
        RC2     .0   FEET                         FC1     .0   FEET
        TEMP    .0   FEET                         FF      .0   FEET
        FC0     .0   FEET                         TENS    .0   FEET
        FC2     .0   FEET                         FC1     .0   FEET
        FC4     .0   FEET                         FC3     .0   FEET
        SHDT    .0   FEET
```

```
                          PARAMETERS

        NAME  VALUE      UNIT                  NAME   VALUE      UNIT

        PVUM 1.00000                           BS     8.75000    IN
        STYP HDSF                              MCT    72         DEG
        DO    0.0        F                     PHI    OPEN
```

```
      DEVI(DEG )                                               TENS(LB )
-2.000          18.000                              10000.                      0.0
      RB  (DEG )                                 C2  (IN )
-40.00          360.00        26.000                                          6.0000
      AZIM(DEG )                                 C1  (IN )
-40.00          360.00        26.000                                          6.0000
```

```
                         FILE

                           2
```

CALIPER CHECK



```
                         FILE

                           2
```

```
      DEVI(DEG )                                               TENS(LB )
-2.000          18.000                              10000.                      0.0
      RB  (DEG )                                 C2  (IN )
-40.00          360.00        26.000                                          6.0000
      AZIM(DEG )                                 C1  (IN )
-40.00          360.00        26.000                                          6.0000
```

```
             SENSOR MEASURE POINT TO TENSION REFERENCE POINT
```

```
RB      .0   FEET                          AZIM    .0   FEET
FEP1    .0   FEET                          DEVI    .0   FEET
PEFE    .0   FEET                          FEP2    .0   FEET
EMEX    .0   FEET                          R1      .0   FEET
C2      .0   FEET                          C1      .0   FEET
RC2     .0   FEET                          RC1     .0   FEET
TEMP    .0   FEET                          FF      .0   FEET
FC0     .0   FEET                          TEN     .0   FEET
FC2     .0   FEET                          FC1     .0   FEET
FC4     .0   FEET                          FC3     .0   FEET
SHDT    .0   FEET
```

```
                              PARAMETERS

NAME   VALUE      UNIT                     NAME   VALUE      UNIT

PVUM 1.00000                               BS     8.75000    IN
STYP HDSF                                  MDT    78         DEG
DO    0.0         F                        IHT    OPEN
```

```
     DEVI(DEG  )                                                TENS(LB  )
-2.000            18.000                        10000.                    0.0
     RB   (DEG  )                                C2    IN  )
-40.00            360.00       26.000                                  6.0000
     AZIM(DEG  )                                 C1    IN
-40.00            360.00       26.000                                  6.0000
```

FILE

6

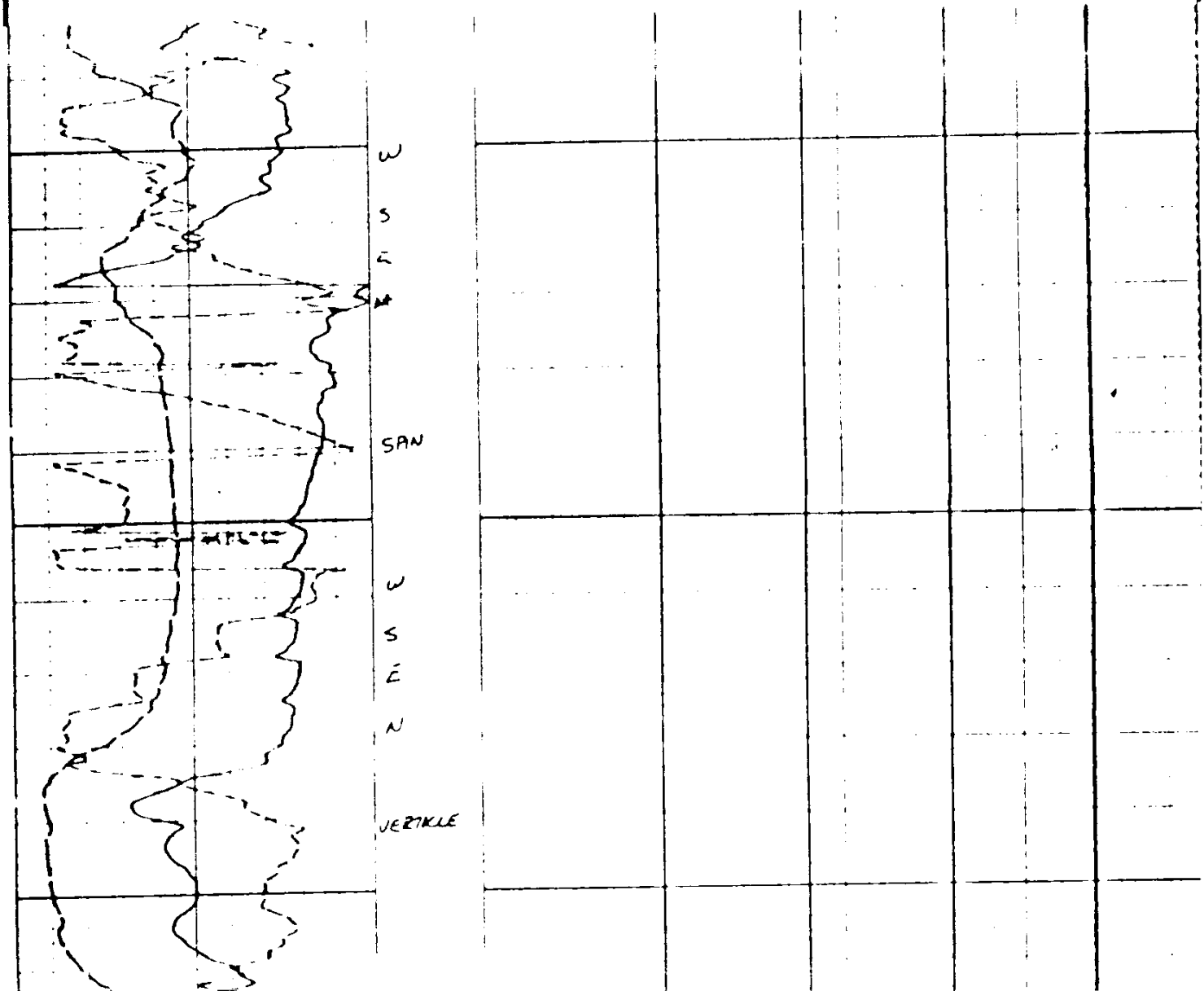

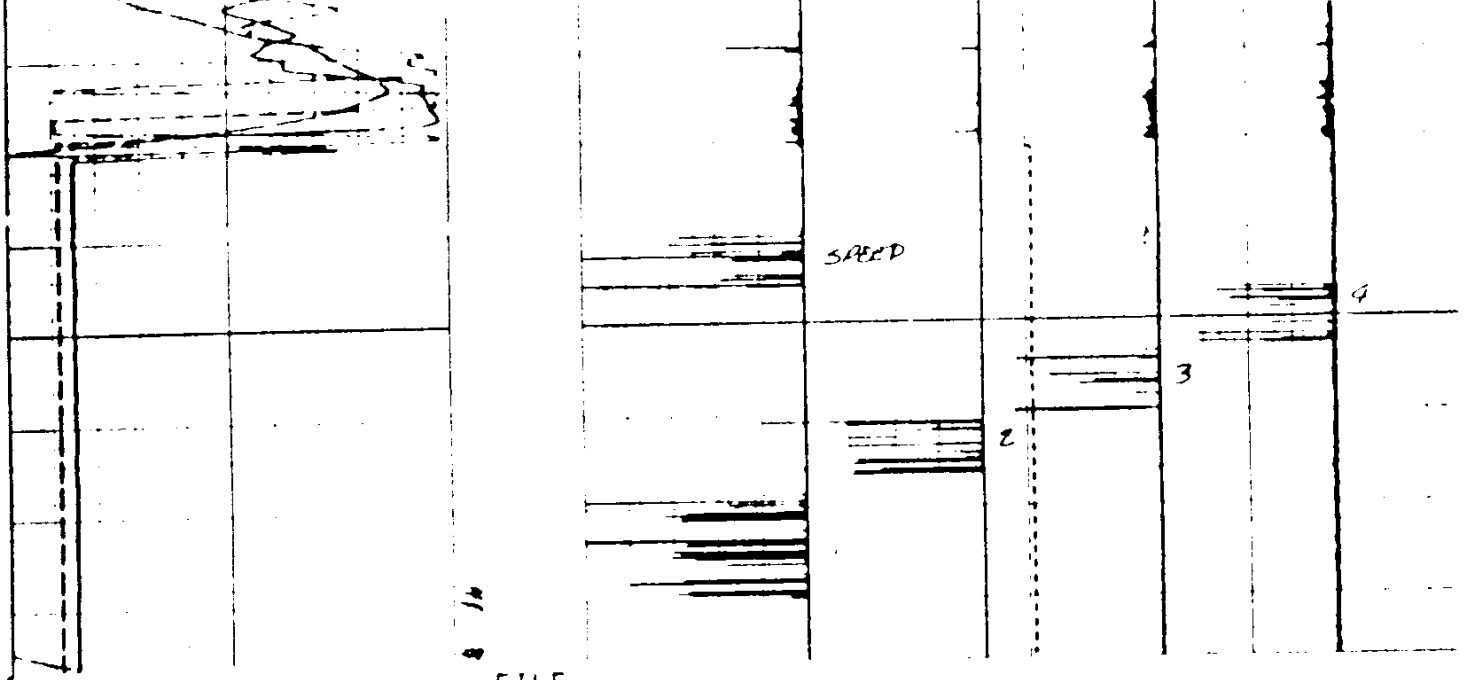

FILE

6

DEVI(DEG)			TENS(LB)
-2.000	18.000		10000.	0.0
RB (DEG)			C2 (IN)
-40.00	360.00	26.000		6.0000
AZIM(DEG)			C1 (IN)
-40.00	360.00	26.000		6.0000

SENSOR MEASURE POINT TO TENSION REFERENCE POINT

RB	.0	FEET	[illegible]		FEET
FEP1	.0	FEET	[illegible]	.0	FEET
REFE	.0	FEET	FEP2	.0	FEET
EMEX	.0	FEET	FC	.0	FEET
C2	.0	FEET	C1	.0	FEET
FC2	.0	FEET	FC1	.0	FEET
TEMP	.0	FEET	FF	.0	FEET
FC0	.0	FEET	TENS	.0	FEET
FC2	.0	FEET	FC1	.0	FEET
FC4	.0	FEET	FC3	.0	FEET
SHDT	.0	FEET			

PARAMETERS

NAME	VALUE	UNIT	NAME	VALUE	UNIT
PVUM	1.00000		BS	8.75000	IN
STYP	HDSF		MCT	72	DEG
DO	0.0	F	BHS	OPEN	

BEFORE SURVEY CALIBRATION SUMMARY

PERFORMED: 85/01/03
PROGRAM FILE: HDT (VERSION 34.2 83/03/29)

HDTF CALIPER CALIBRATION SUMMARY

	MEASURED		CALIBRATED		
	SMALL	LARGE	SMALL	LARGE	UNITS
C1	8.9	13.9	8.0	13.0	IN
C2	9.5	14.5	8.0	13.0	IN

FILE