Schlumberger

# INDUCTION-SONIC

CSU

COMPANY: DAMON PETROLEUM CO , INCORPORATED

WELL: "LONGVIEW FIBRE" #3

FIELD: WHALE COVE
COUNTY: LINCOLN
STATE: OREGON
NATION: U.S.A.
LOCATION: SW 1/4 CORNER

SEC: 21 TWP: 9S RGE: 11W

PERMANENT DATUM: GL
ELEV. OF PERM. DATUM: 240.0 F
LOG MEASURED FROM: DF
3.5 F ABOVE PERM. DATUM
DRLG. MEASURED FROM: KB

ELEVATIONS-
KB:
DF: 243.5 F
GL: 240.0 F

DATE: 7 NOV 85
RUN NO: 1

DEPTH-DRILLER: 2698.0 F
DEPTH-LOGGER: 2683.0 F
BTM. LOG INTERVAL: 2677.0 F
TOP LOG INTERVAL: 308.0 F

CASING-DRILLER: 300 F
CASING-LOGGER: 308 F
CASING: 8 5/8"

BIT SIZE: 6"
DEPTH: 2698 F

RECEIVED
JAN 3 0 1986
DOGAMI
Portland

OTHER SERVICES-

PROGRAM
TAPE NO:
26.2
SERVICE
ORDER NO:
432109

TYPE FLUID IN HOLE: GEL POLYMER
DENSITY: 8.9 LB/G
VISCOSITY: 39.0 S
PH: 9.0
FLUID LOSS: 10.2 C3
SOURCE OF SAMPLE: CIRCULATIO
RM: 4.150 OHMM AT 56.0 DEGF
RMF: 3.880 OHMM AT 56.0 DEGF
RMC: 3.220 OHMM AT 56.0 DEGF
SOURCE RMF/RMC: MEASURED/MEASURED
RM AT BHT: 2.781 OHMM AT 87.0 DEGF
RMF AT BHT: 2.600 OHMM AT 87.0 DEGF
RMC AT BHT: 2.158 OHMM AT 87.0 DEGF

TIME CIRC. STOPPED: 10:00 11-6
TIME LOGGER ON BTM.: 23:45 11-6

MAX. REC. TEMP: 87.0 DEGF

LOGGING UNIT NO: 8057
LOGGING UNIT LOC: SACRAMENTO
RECORDED BY: PILCH
WITNESSED BY: NEWTON/MONTGOMERY

REMARKS:

400 PPM CHLORIDES
INDUCTION AND SONIC RUN ON SEPERATE PASSES.

EQUIPMENT NUMBERS-

| | | | |
|---|---|---|---|
| DIS-EC 567 | DIC-DA 552 | IEM-BD 304 | SLS-RC 252 |
| SLC-FA 1321 | SGC-JC 3206 | MCD-DA 1237 | SLM-CA 38 |

ALL INTERPRETATIONS ARE OPINIONS BASED ON INFERENCES FROM ELECTRICAL OR OTHER MEASUREMENTS AND WE CANNOT, AND DO NOT GUARANTEE THE ACCURACY OR CORRECTNESS OF ANY INTERPRETATIONS, AND WE SHALL NOT, EXCEPT IN THE CASE OF GROSS OR WILLFUL NEGLIGENCE ON OUR PART, BE LIABLE OR RESPONSIBLE FOR ANY LOSS, COSTS, DAMAGES OR EXPENSES INCURRED OR SUSTAINED BY ANYONE RESULTING FROM ANY INTERPRETATION MADE BY ANY OF OUR OFFICERS, AGENTS OR EMPLOYEES. THESE INTERPRETATIONS ARE ALSO SUBJECT TO OUR GENERAL TERMS AND CONDITIONS AS SET OUT IN OUR CURRENT PRICE SCHEDULE.

FILE 102 07-NOV-85 04:29
DATA ACQUIRED 07-NOV-85 03:08

| | | | | | | | | |
|---|---|---|---|---|---|---|---|---|
| CALI(IN ) | 4.0000 | 14.000 | ILD (OHMM) | 0.0 | 30.000 | | | |
| GR (GAPI) | 0.0 | 150.00 | SFLA(OHMM) | 0.0 | 6.0000 | CILD(MMHO) | 1000.0 | 0.0 |
| SP (MV ) | -50.00 | 0.0 | SFLA(OHMM) | 0.0 | 30.000 | DT (US/F) | 150.00 | 50.000 |

FILE 102 07-NOV-85 03:35
DATA ACQUIRED 07-NOV-85 00:16



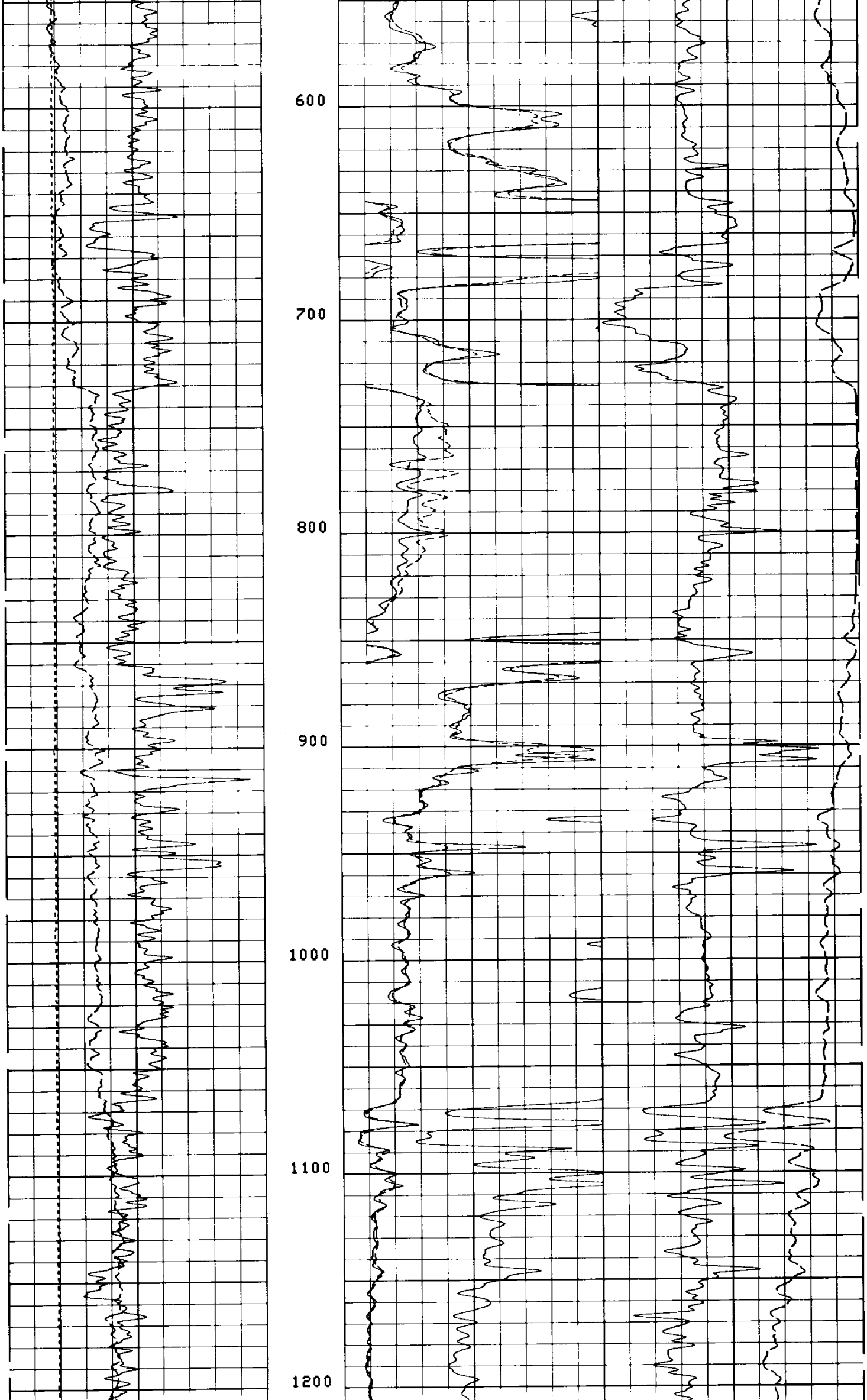

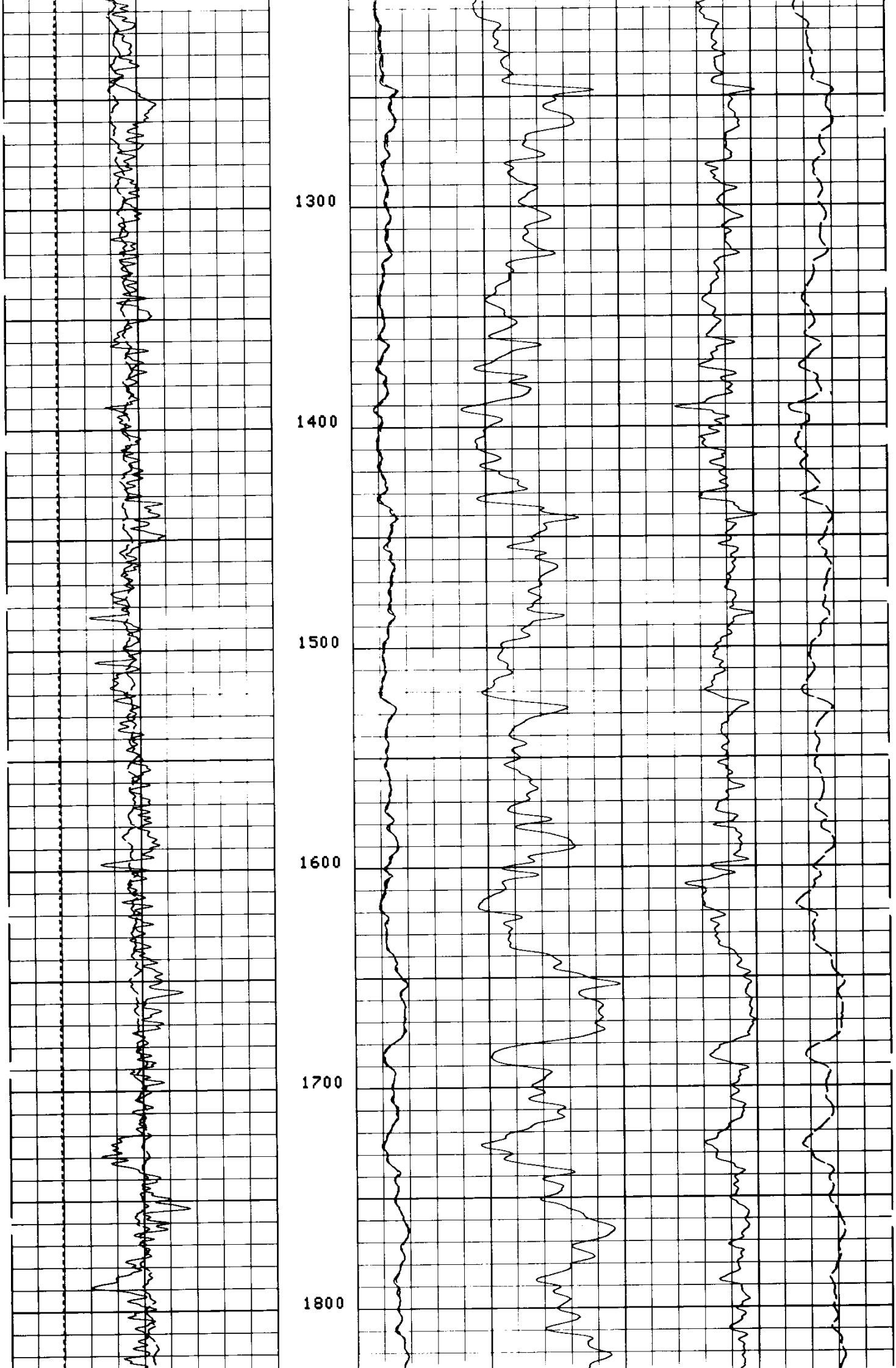

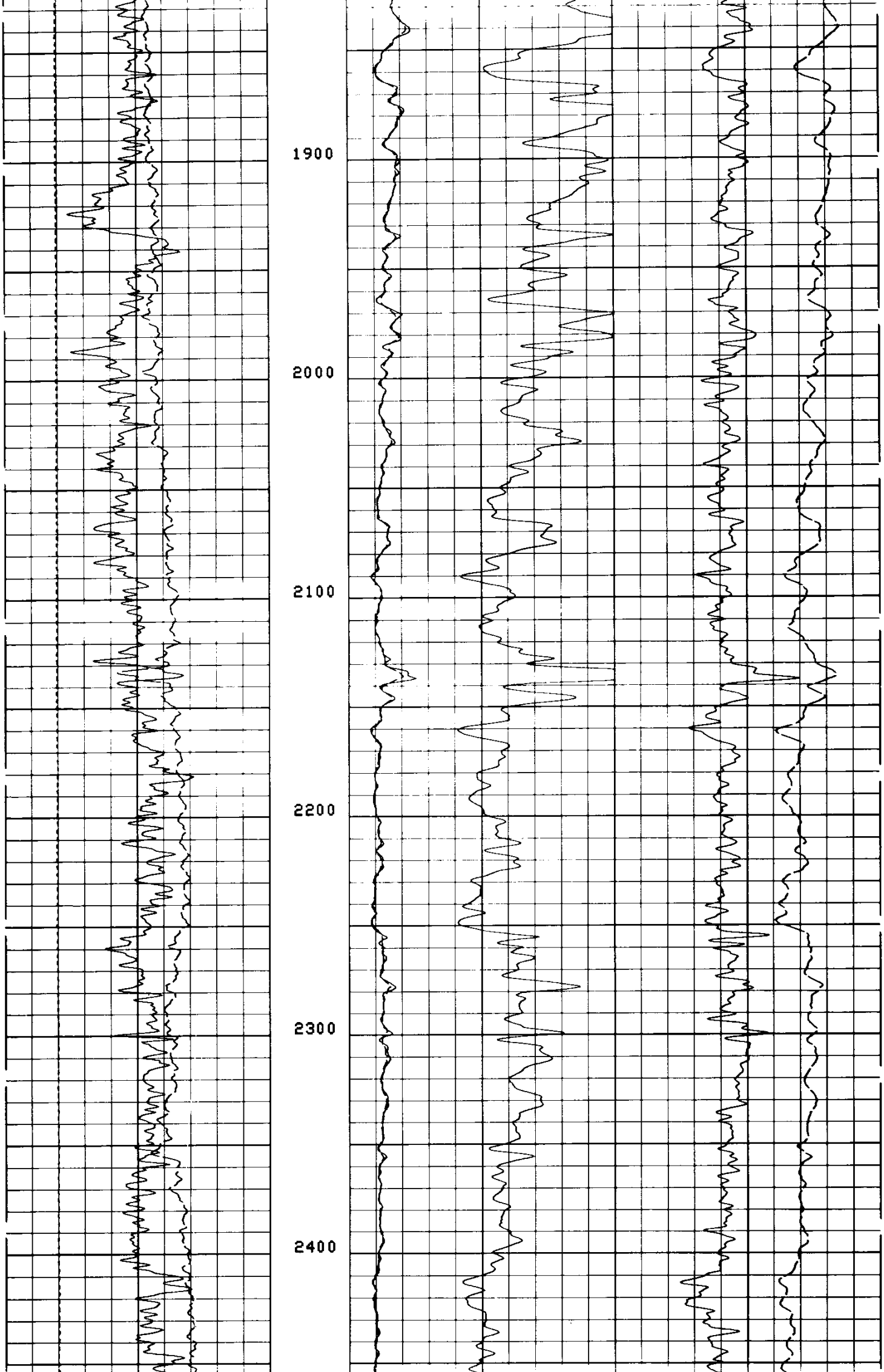

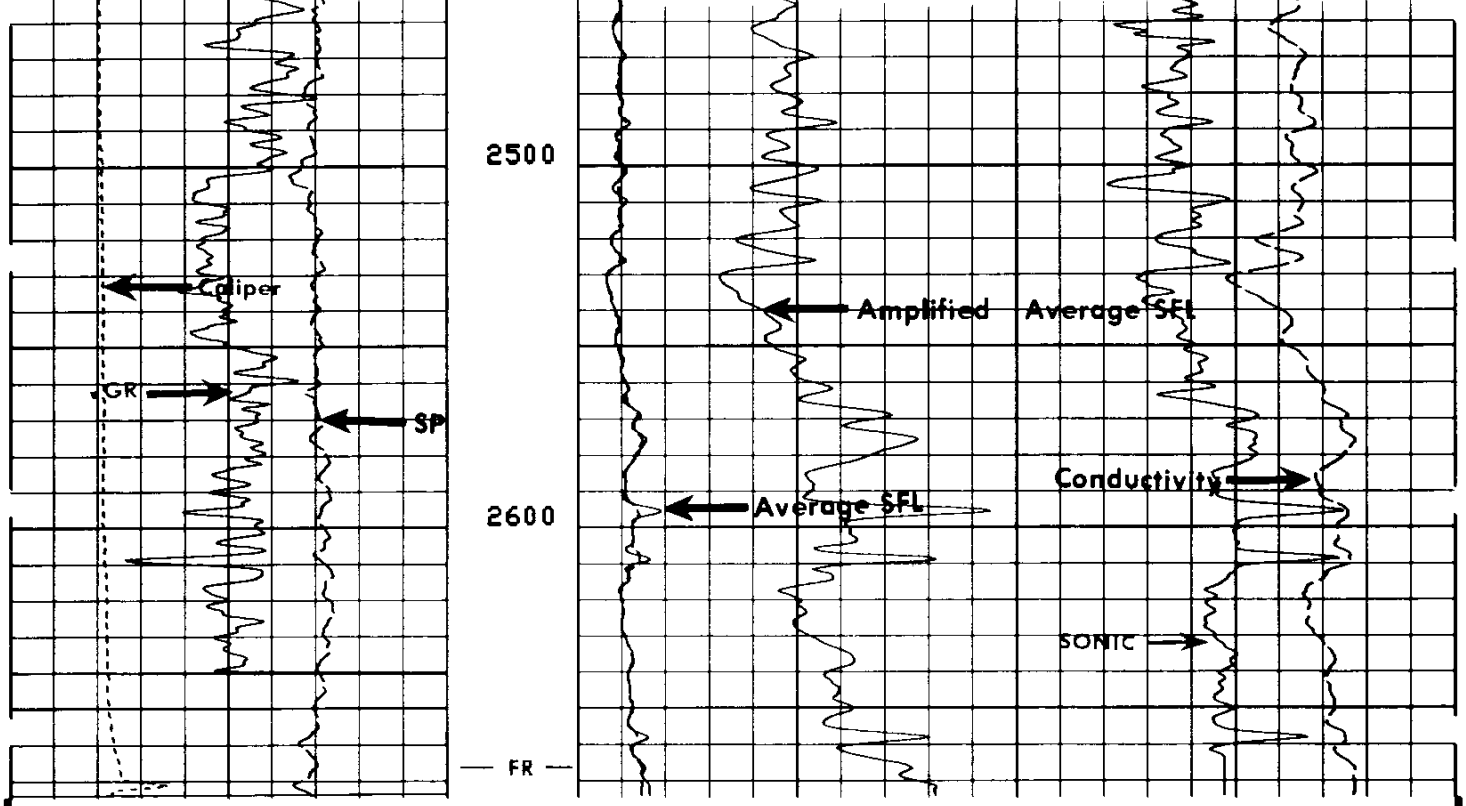

FILE 102 07-NOV-85 03:27
DATA ACQUIRED 07-NOV-85 02:44

| | | | | | |
|---|---|---|---|---|---|
| CALI(IN ) | | ILD (OHMM) | | | |
| 4.0000 | 14.000 | 0.0 | 30.000 | | |
| GR (GAPI) | | SFLA(OHMM) | | CILD(MMHO) | |
| 0.0 | 150.00 | 0.0 | 6.0000 | 1000.0 | 0.0 |
| SP (MV ) | | SFLA(OHMM) | | DT (US/F) | |
| -50.00 | 0.0 | 0.0 | 30.000 | 150.00 | 50.000 |

## SENSOR MEASURE POINT TO TOOL ZERO

| | | | | | |
|---|---|---|---|---|---|
| CBL | 43.9 | FEET | AMPL | 43.9 | FEET |
| TT3 | 40.1 | FEET | TT4 | 39.1 | FEET |
| TT1 | 42.9 | FEET | TT2 | 43.9 | FEET |
| GR | 64.0 | FEET | SRAT | 41.4 | FEET |
| ILD | 9.4 | FEET | CALI | 31.8 | FEET |
| ILM | 5.7 | FEET | SFL | 6.4 | FEET |
| SPAR | 2.5 | FEET | SP | 2.5 | FEET |
| NOIS | 35.6 | FEET | TENS | 3.0 | FEET |

## PARAMETERS

| NAME | VALUE | UNIT | NAME | VALUE | UNIT |
|---|---|---|---|---|---|
| WSV1 | WF1 | | DWS | 16 | |
| DSIN | 5 | US | DDEL | 200 | US |
| CDTS | 100.000 | | DWCO | 512 | |
| DTF | 189.000 | US/F | DTM | 56.0000 | US/F |
| SBR | 1.00000 | OHMM | DSEC | 6.70000 | MMHO |
| FPHI | SPHI | | MSEC | 6.00000 | MMHO |
| BS | 6.00000 | IN | BHS | OPEN | |
| DO | 0.0 | F | DO2 | 0.0 | F |
| PP | RECO | | | | |

| | | | |
|---|---|---|---|
| | | TENS(LB ) | |
| | | 10000. | 0.0 |
| RWA (OHMM) | | DT (US/F) | |
| 0.0 | 3.0000 | 150.00 | 50.000 |
| CALI(IN ) | | ILD (OHMM) | |
| 4.0000 | 14.000 | .20000 | 2000.0 |
| GR (GAPI) | | ILM (OHMM) | |
| 0.0 | 150.00 | .20000 | 2000.0 |
| SP (MV ) | | SFLU(OHMM) | |
| -50.00 | 0.0 | .20000 | 2000.0 |

```
FILE  102       07-NOV-85 03:45
DATA ACQUIRED  07-NOV-85 00:16
```

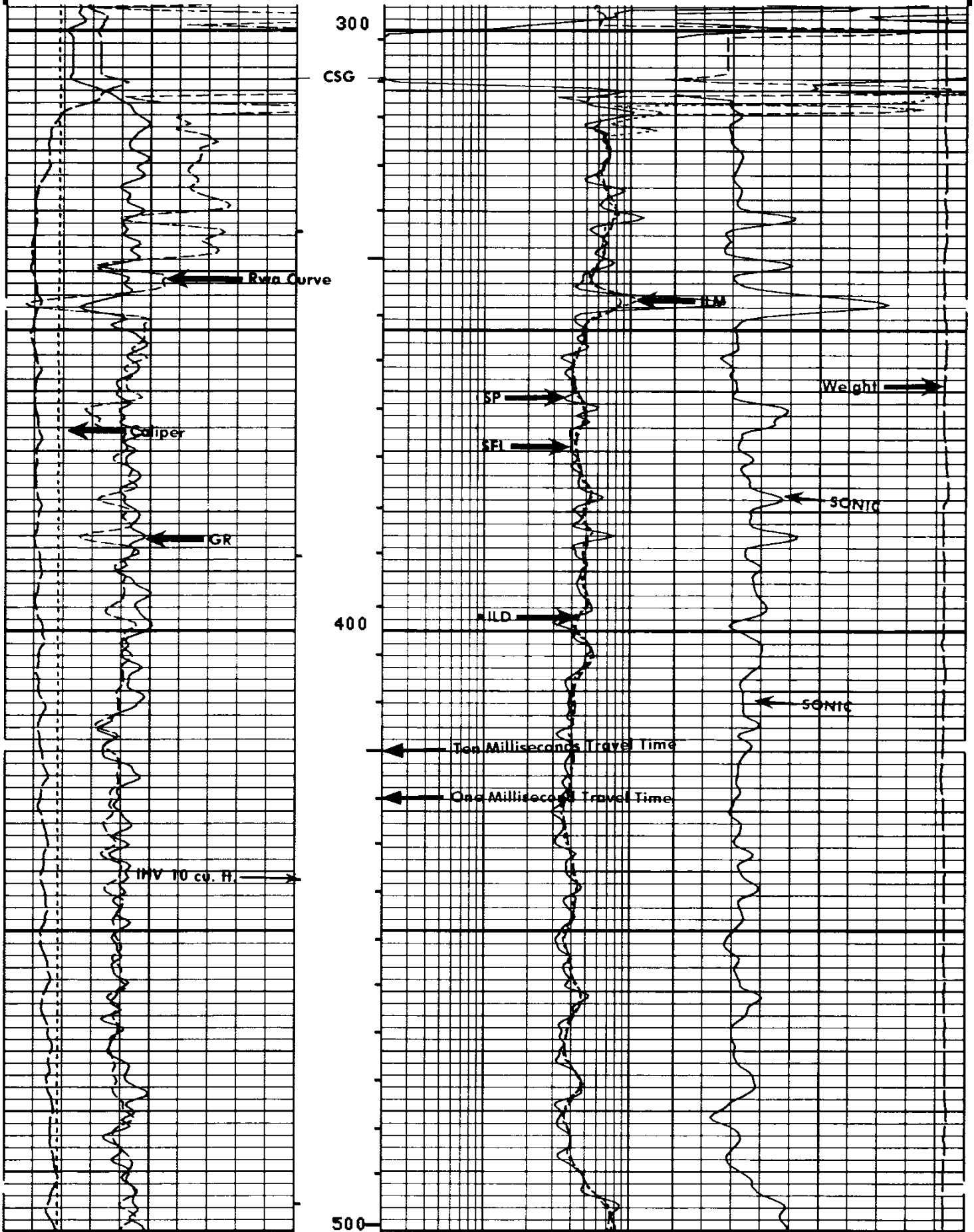

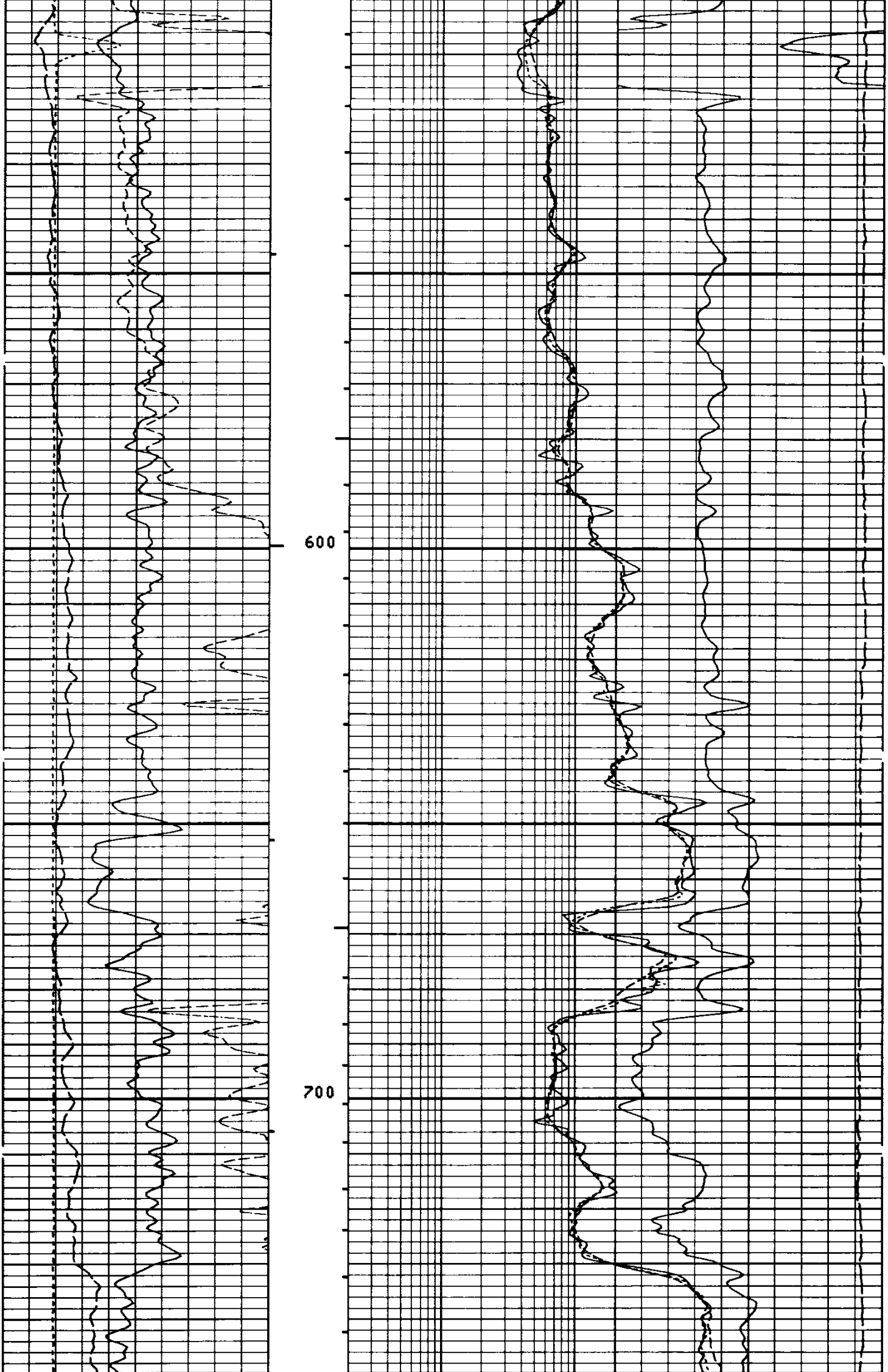

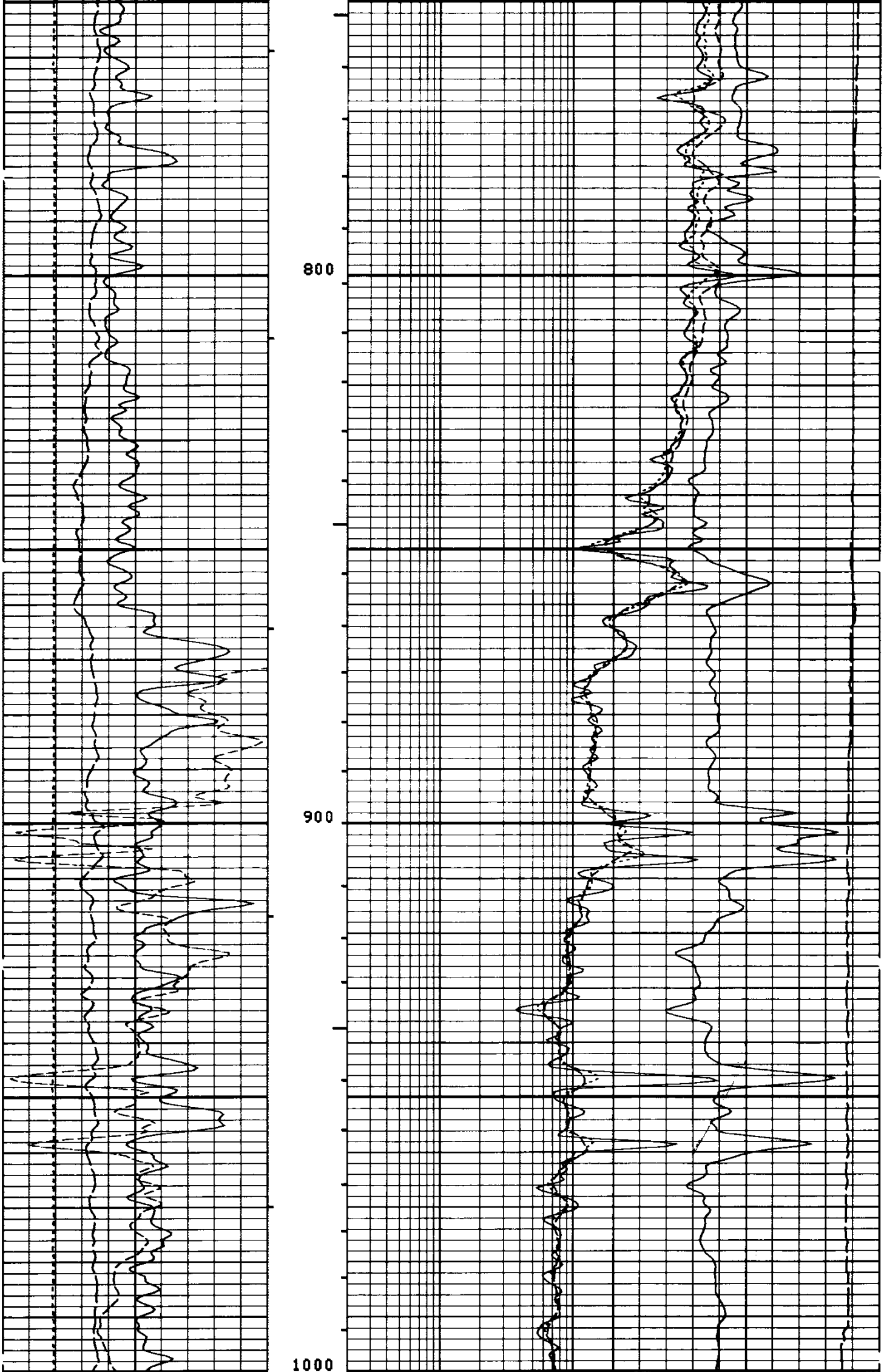

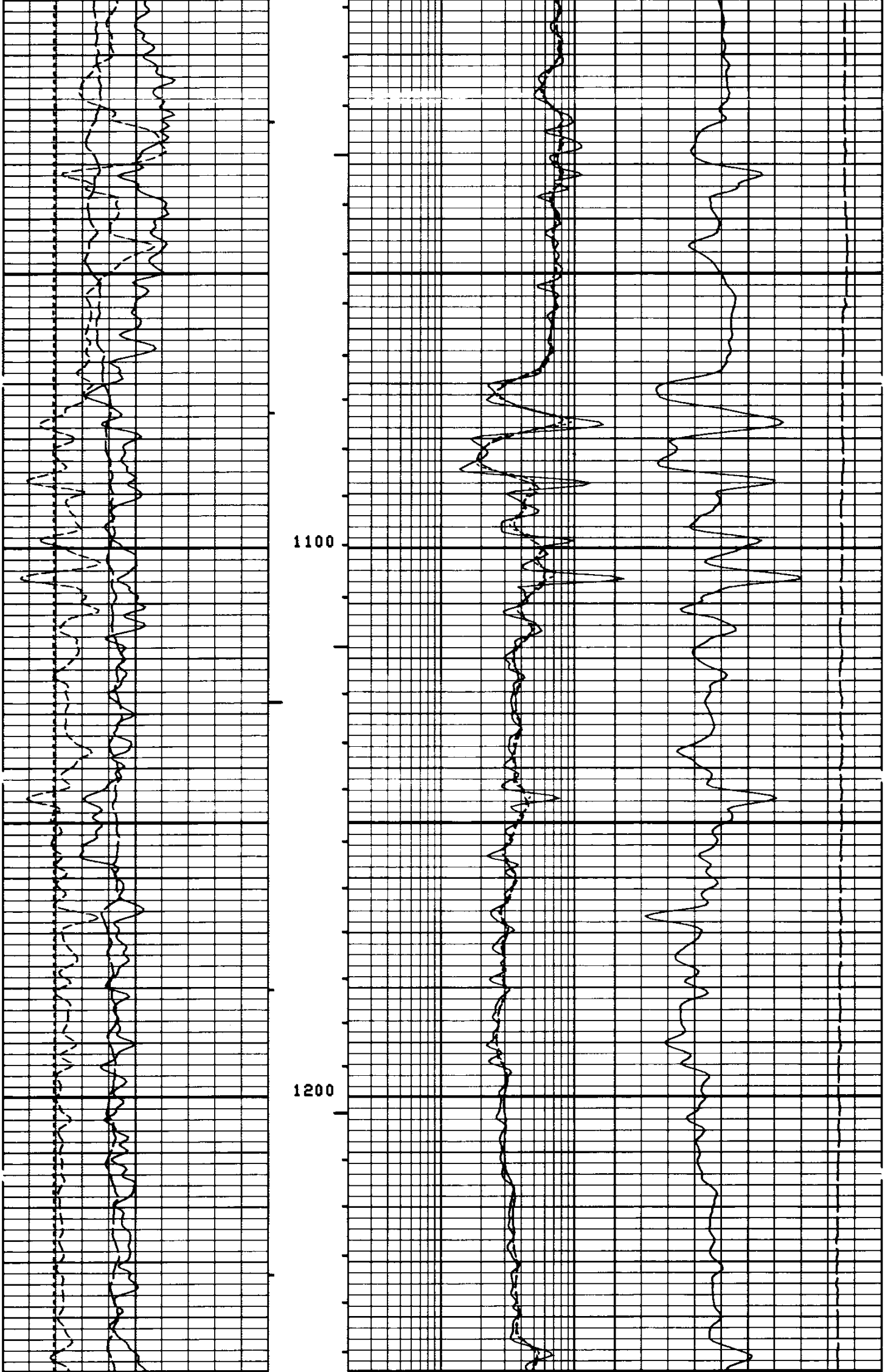

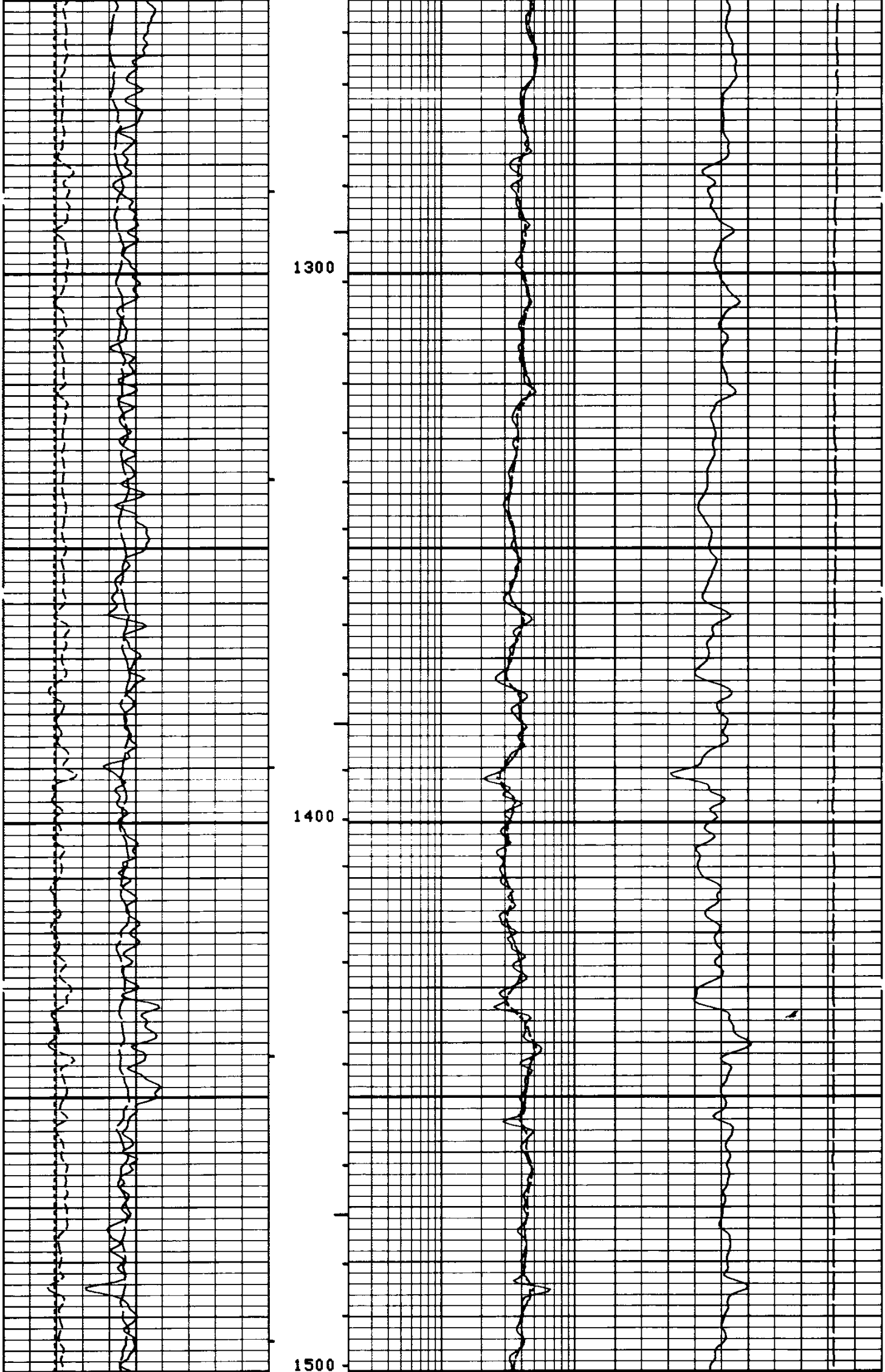

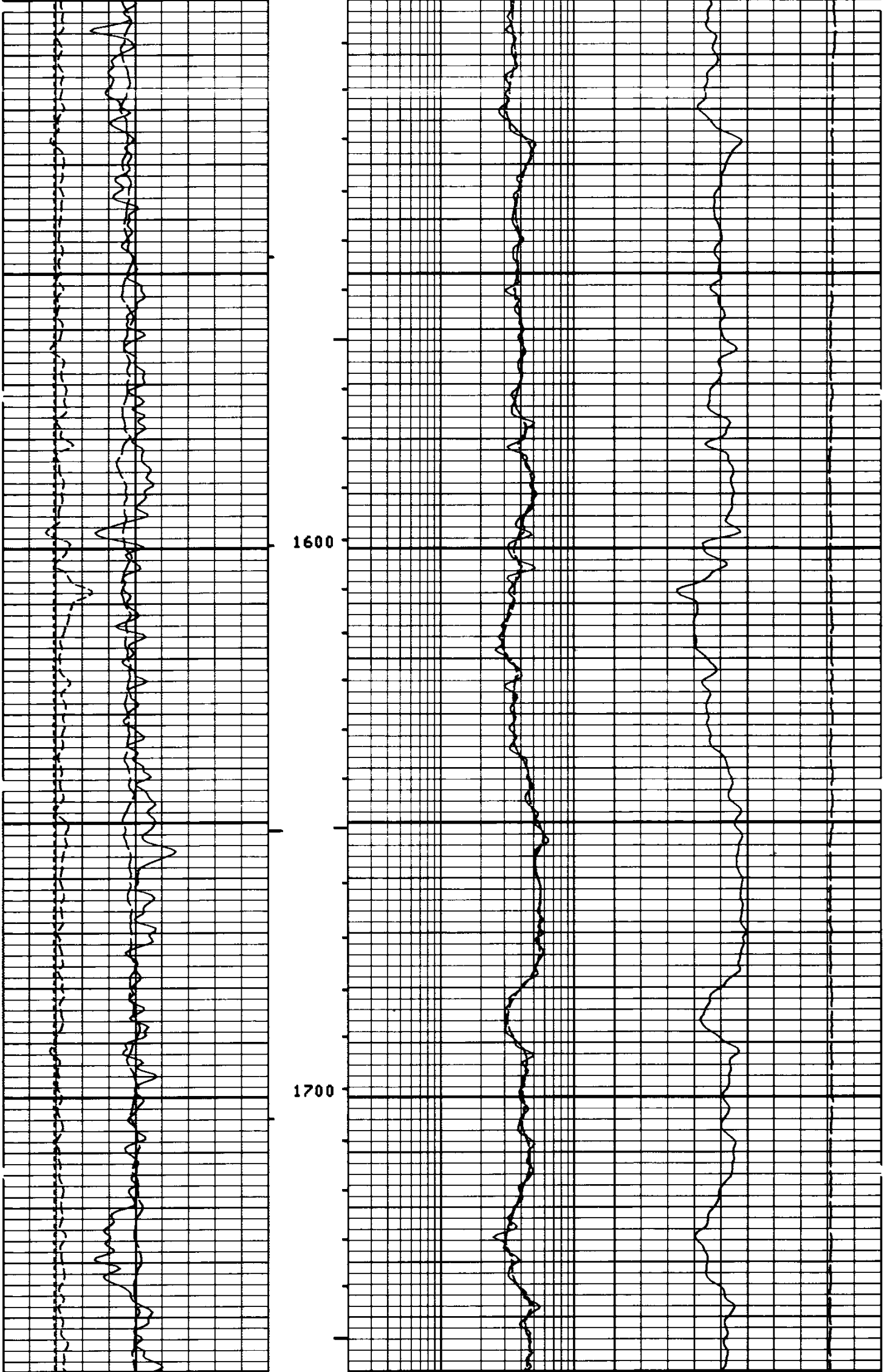

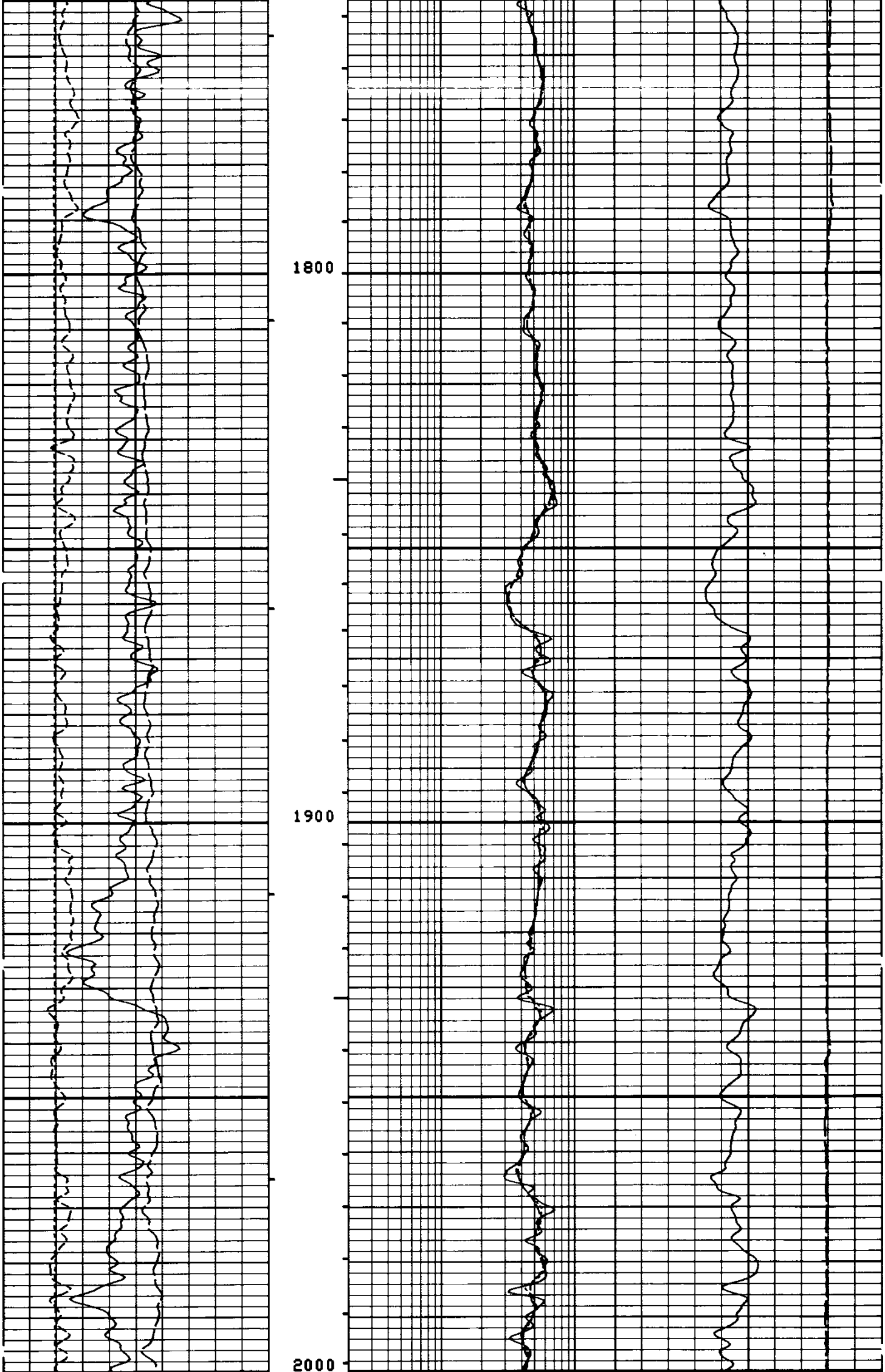

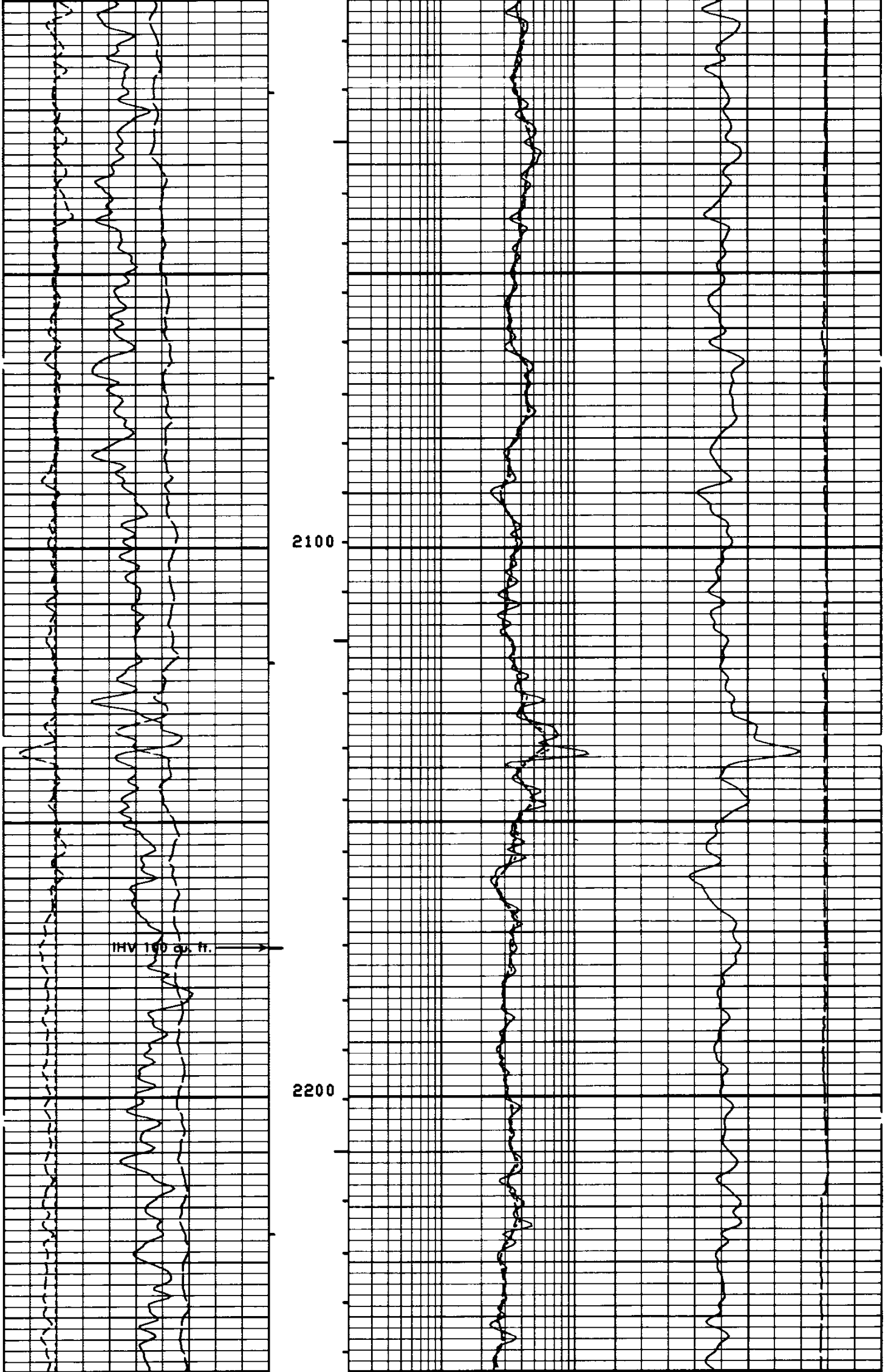

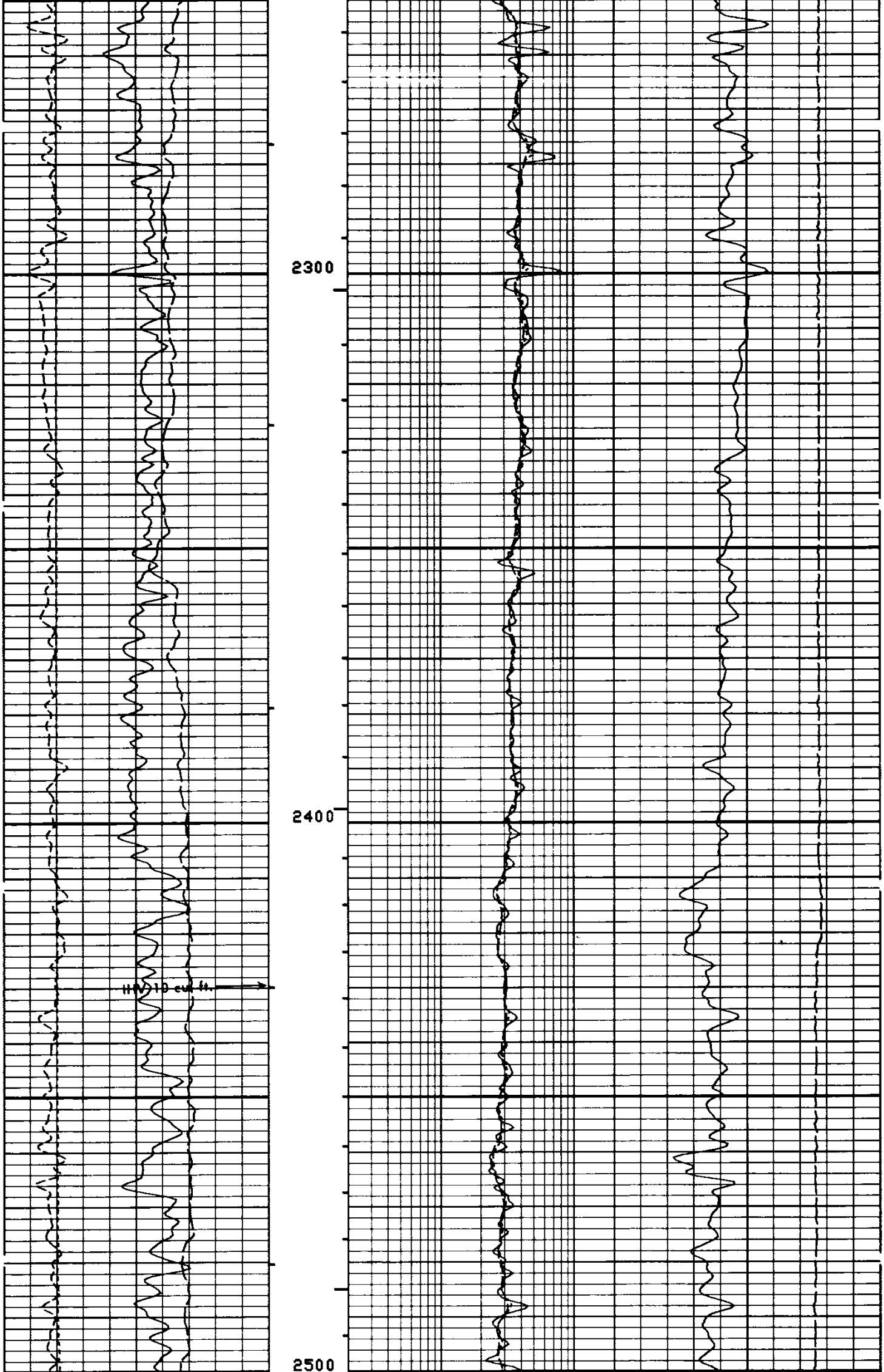

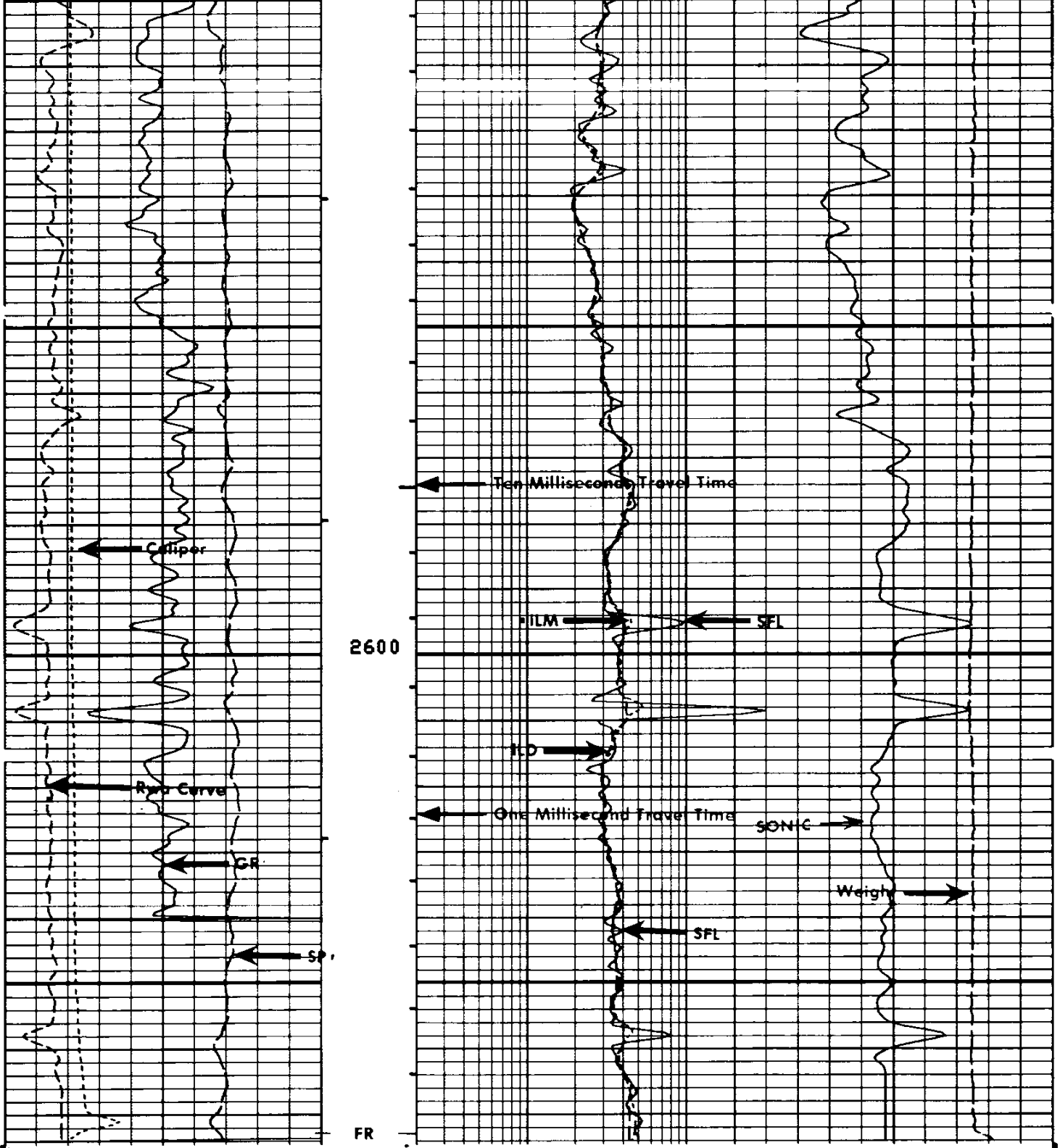

TD
FILE 102 07-NOV-85 03:40
DATA ACQUIRED 07-NOV-85 02:44

| | | | |
|---|---|---|---|
| RWA (OHMM) | | TENS(LB ) | |
| 0.0 | 3.0000 | 10000. | 0.0 |
| CALI(IN ) | | DT (US/F) | |
| 4.0000 | 14.000 | 150.00 | 50.000 |
| GR (GAPI) | | ILD (OHMM) | |
| 0.0 | 150.00 | .20000 | 2000.0 |
| SP (MV ) | | ILM (OHMM) | |
| -50.00 | 0.0 | .20000 | 2000.0 |
| | | SFLU(OHMM) | |
| | | .20000 | 2000.0 |

## SENSOR MEASURE POINT TO TOOL ZERO

| | | | | | |
|---|---|---|---|---|---|
| CBL | 43.9 | FEET | AMPL | 43.9 | FEET |
| TT3 | 40.1 | FEET | TT4 | 39.1 | FEET |
| TT1 | 42.9 | FEET | TT2 | 43.9 | FEET |
| GR | 64.0 | FEET | SRAT | 41.4 | FEET |
| ILD | 9.4 | FEET | CALI | 31.8 | FEET |
| ILM | 5.7 | FEET | SFL | 6.4 | FEET |
| SPAR | 2.5 | FEET | SP | 2.5 | FEET |
| NDIS | 35.6 | FEET | TENS | 3.0 | FEET |

## PARAMETERS

| NAME | VALUE | UNIT | NAME | VALUE | UNIT |
|---|---|---|---|---|---|
| WSV1 | WF1 | | DWS | 16 | |
| DSIN | 5 | US | DDEL | 200 | US |
| CDTS | 100.000 | | DWCO | 512 | |
| DTF | 189.000 | US/F | DTM | 56.0000 | US/F |
| SBR | 1.00000 | OHMM | DSEC | 6.70000 | MMHO |
| FPHI | SPHI | | MSEC | 6.00000 | MMHO |
| BS | 6.00000 | IN | BHS | OPEN | |
| PP | NORM | | DO | 0.0 | F |

TAPE NOT MADE

TENS(LB )
10000. 0.0
DT (US/F)
150.00 50.000

RWA (OHMM)
0.0 3.0000
CALI(IN )
4.0000 14.000
GR (GAPI)
0.0 150.00
SP (MV )
-50.00 0.0

ILD (OHMM)
.20000 2000.0
ILM (OHMM)
.20000 2000.0
SFLU(OHMM)
.20000 2000.0

## REPEAT SECTION

FILE 101 07-NOV-85 03:39
DATA ACQUIRED 07-NOV-85 02:41

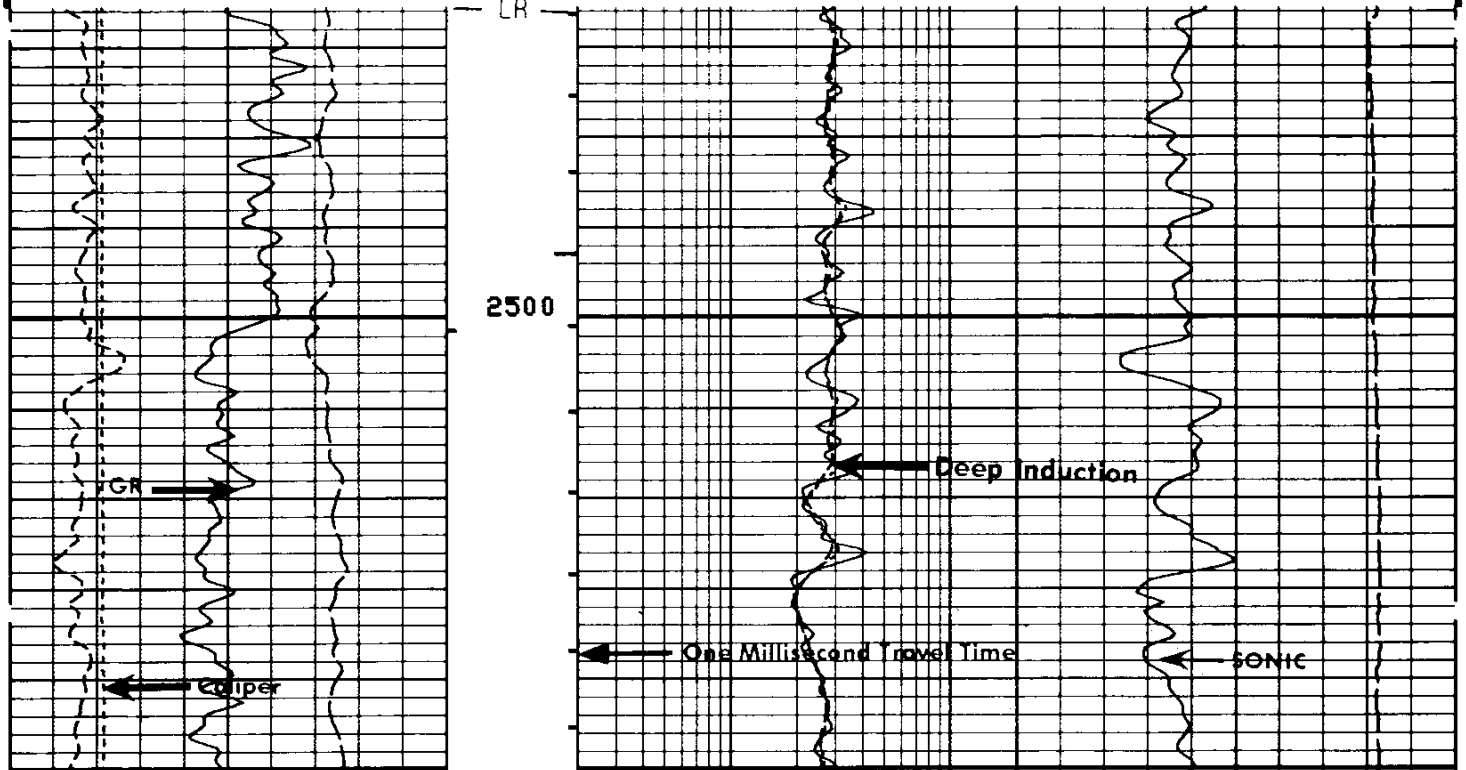

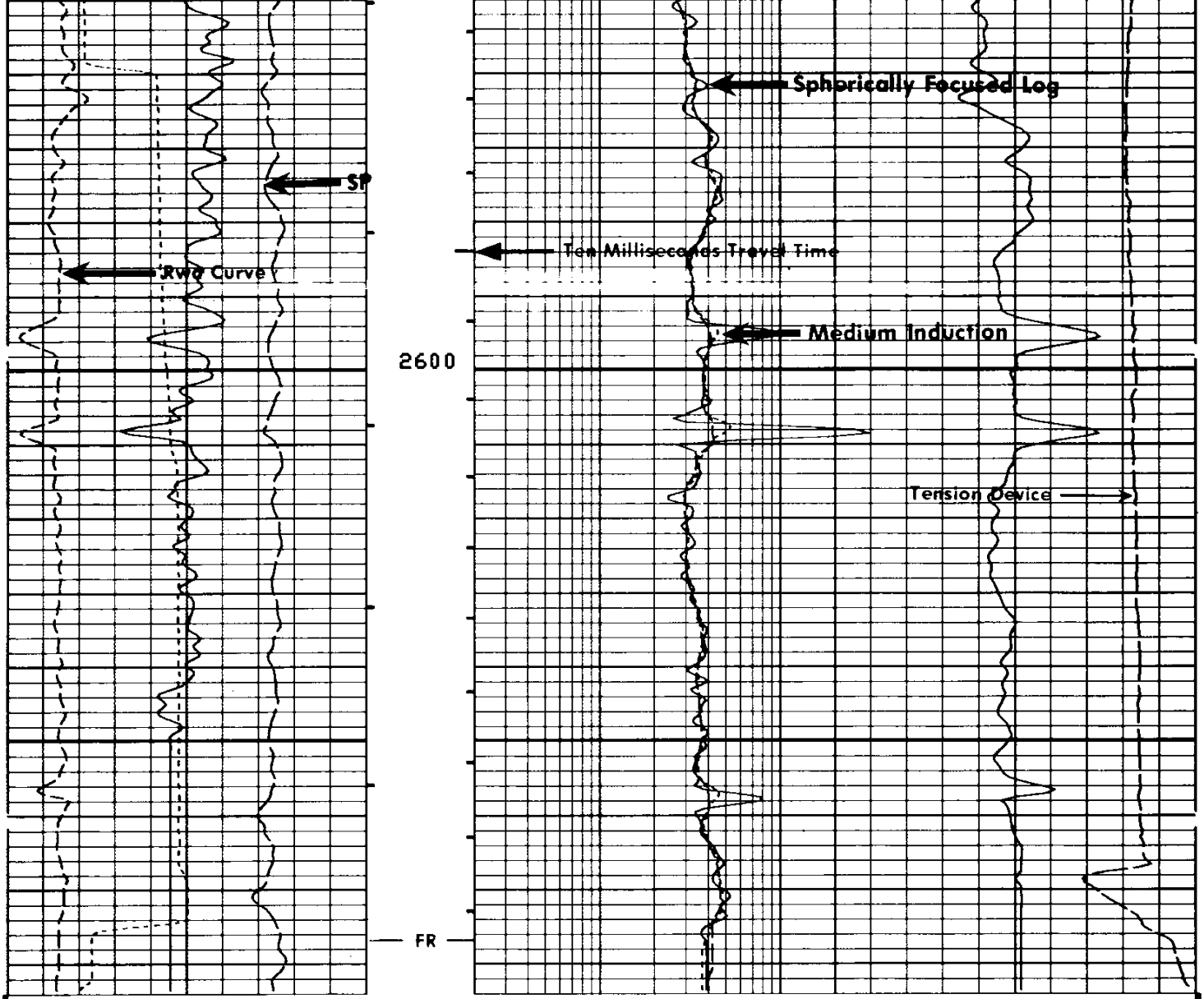

FILE 101 07-NOV-85 03:39
DATA ACQUIRED 07-NOV-85 02:37

TENS(LB )
10000. 0.0

DT (US/F)
150.00 50.000

RWA (OHMM)
0.0 3.0000

CALI(IN )
4.0000 14.000

ILD (OHMM)
.20000 2000.0

GR (GAPI)
0.0 150.00

ILM (OHMM)
.20000 2000.0

SP (MV )
-50.00 0.0

SFLU(OHMM)
.20000 2000.0

## SENSOR MEASURE POINT TO TOOL ZERO

| | | | | | |
|---|---|---|---|---|---|
| CBL | 43.9 | FEET | AMPL | 43.9 | FEET |
| TT3 | 40.1 | FEET | TT4 | 39.1 | FEET |
| TT1 | 42.9 | FEET | TT2 | 43.9 | FEET |
| GR | 64.0 | FEET | SRAT | 41.4 | FEET |
| ILD | 9.4 | FEET | CALI | 31.8 | FEET |
| ILM | 5.7 | FEET | SFL | 6.4 | FEET |
| SPAR | 2.5 | FEET | SP | 2.5 | FEET |
| NOIS | 35.6 | FEET | TENS | 3.0 | FEET |

## PARAMETERS

```
NAME  VALUE     UNIT                NAME  VALUE     UNIT

WSV1  WF1                           DWS   16
DSIN  5         US                  DDEL  200       US
CDTS  100.000                       DWCO  512
DTF   189.000   US/F                DTM   56.0000   US/F
SBR   1.00000   OHMM                DSEC  6.70000   MMHO
FPHI  SPHI                          MSEC  6.00000   MMHO
BS    6.00000   IN                  BHS   OPEN
PP    NORM                          DO    0.0       F

                    TAPE NOT MADE
```

```
                BEFORE SURVEY CALIBRATION SUMMARY


  PERFORMED:      85/11/06
  PROGRAM FILE: ISN     (VERSION    26.2    83/11/17)


DITD                ELECTRONICS CALIBRATION SUMMARY

                MEASURED                    CALIBRATED
            ZERO     PLUS               ZERO       PLUS          UNITS
   ILD       -.0     566.4               0.0       504.8          MMHO
   ILM        .0     559.0               0.0       498.6          MMHO
   SFL        .4     518.0               0.0       500.0          MMHO

ILD  SONDE ERROR CORRECTION :         6.7 MMHO
ILM  SONDE ERROR CORRECTION :         6.0 MMHO

                   FILE    1       06-NOV-85 23:11
```

```
                AFTER SURVEY TOOL CHECK SUMMARY


  PERFORMED:      85/11/07
  PROGRAM FILE: ISN     (VERSION    26.2    83/11/17)


DITD                        TOOL   CHECK

                     ZERO                         PLUS
            BEFORE          AFTER        BEFORE      AFTER      UNITS
   ILD        0.0             .0         504.8       502.2      MMHO
   ILM        0.0           -.0          498.6       496.1      MMHO
   SFL        0.0           -.6          500.0       497.5      MMHO

ILD  SONDE ERROR CORRECTION :         6.7 MMHO
ILM  SONDE ERROR CORRECTION :         6.0 MMHO

                   FILE    5       07-NOV-85 00:18
```

```
                SHOP SUMMARY


  PERFORMED:      15-OCT-85 11:15
  PROGRAM FILE: SHOP    (VERSION     28.15    85/01/03)


DITD                ELECTRONICS CALIBRATION SUMMARY

               TEST LOOP CALIBRATION                 TOOL CHECK
           MEASURED             CALIBRATED           CALIBRATED
         ZERO     PLUS       ZERO       PLUS      ZERO       PLUS    UNITS
  ILD   -10.8    546.7       0.0       500.0      0.0       505.5   MMHO
  ILM    -7.7    550.3       0.0       500.0      0.0       498.7   MMHO
ILD  SONDE ERROR CORRECTION :           6.7 MMHO
ILM  SONDE ERROR CORRECTION :           6.0 MMHO

                  [illegible]
```