Schlumberger

CSU

BHC SONIC

COMPANY: ARCO OIL AND GAS COMPANY

WELL: LONGVIEW FIBRE #23-25

FIELD: MIST GAS FIELD
COUNTY: COLUMBIA
STATE: OREGON

LOCATION: 3050'S & 1800'E OF THE
NW CORNER OF

SEC: 25 TWP: 6N RGE: 5W

PERMANENT DATUM: GL
ELEV. OF PERM. DATUM: 692.0 F
LOG MEASURED FROM: KB
12.0 F ABOVE PERM. DATUM
DRLG. MEASURED FROM: KB

ELEVATIONS-
KB: 912.0 F
DF:
GL: 692.0 F

DATE: 7 DEC 85
RUN NO: 1

DEPTH-DRILLER: 1978.0 F
DEPTH-LOGGER: 1976.0 F
BTM. LOG INTERVAL: 1936.0 F
TOP LOG INTERVAL: 418.0 F

CASING-DRILLER: 417.0 F
CASING-LOGGER: 417.0 F
CASING: 9.625
WEIGHT:
BIT SIZE: 8.75
DEPTH: 1978.0 F

RECEIVED - PTLD
JAN 14 1986
DEPT. OF GEOLOGY
[illegible]

OTHER SERVICES-
DIL
FDC-CNL-GR
HDT
SAT
SWS

PROGRAM
TAPE NO:
28.2A
SERVICE
ORDER NO:
450596

TYPE FLUID IN HOLE: GEL POLYMER
DENSITY: 13.10 LB/G
VISCOSITY: 50.0 S
PH: 9.8
FLUID LOSS: 5.2 C3
SOURCE OF SAMPLE: FLOWLINE
RM: 4.310 OHMM AT 62.0 DEGF
RMF: 4.150 OHMM AT 47.0 DEGF
RMC: 5.450 OHMM AT 52.0 DEGF
SOURCE RMF/RMC: MEASURED/MEASURED
RM AT BHT: 3.379 OHMM AT 81.0 DEGF
RMF AT BHT: 2.547 OHMM AT 81.0 DEGF
RMC AT BHT: 3.654 OHMM AT 81.0 DEGF

TIME CIRC. STOPPED: 06:00 12-7
TIME LOGGER ON BTM.: 16:00 12-7

MAX. REC. TEMP: 81.0 DEGF

LOGGING UNIT NO: 8126
LOGGING UNIT LOC: SACRAMENTO
RECORDED BY: REINIG
WITNESSED BY: ANDERSON

REMARKS:

RUN IN COMBINATION WITH BHC-SONIC
SALINITY = 800PPM CL-

EQUIPMENT NUMBERS-

```
DIS-EC 1342      DIC-DA 1386      MCD-DA 1186      SLS-RC 1082
SLC-FA 1259      SGC-JAA 466      SLM-DA 428       NLM-BC 456
```

ALL INTERPRETATIONS ARE OPINIONS BASED ON INFERENCES FROM ELECTRICAL OR OTHER MEASUREMENTS AND WE CANNOT, AND DO NOT GUARANTEE THE ACCURACY OR CORRECTNESS OF ANY INTERPRETATIONS, AND WE SHALL NOT, EXCEPT IN THE CASE OF GROSS OR WILLFUL NEGLIGENCE ON OUR PART, BE LIABLE OR RESPONSIBLE FOR ANY LOSS, COSTS, DAMAGES OR EXPENSES INCURRED OR SUSTAINED BY ANYONE RESULTING FROM ANY INTERPRETATION MADE BY ANY OF OUR OFFICERS, AGENTS OR EMPLOYEES. THESE INTERPRETATIONS ARE ALSO SUBJECT TO OUR GENERAL TERMS AND CONDITIONS AS SET OUT IN OUR CURRENT PRICE SCHEDULE.

```
CP 28.2A            FILE  102        07-DEC-85 17:27
                    DATA ACQUIRED    07-DEC-85 16:51
```

EVENT MARK SUMMARY:

OUTPUT	INTERVAL BETWEEN PIPS	DEPTH TRACK EDGE
IHV	10.0000 F3	LEFT EDGE
ITT	.00100000 S	RIGHT EDGE



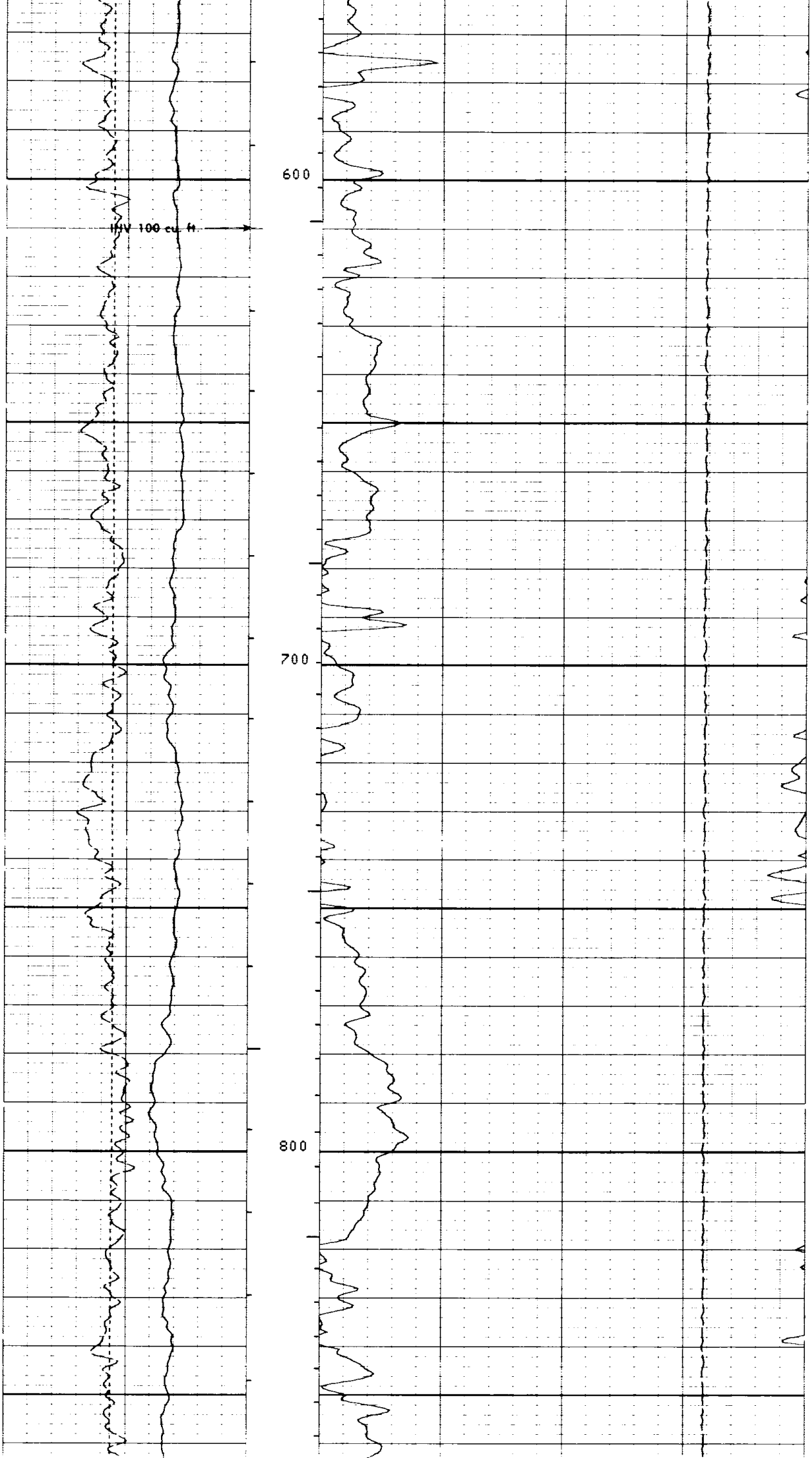

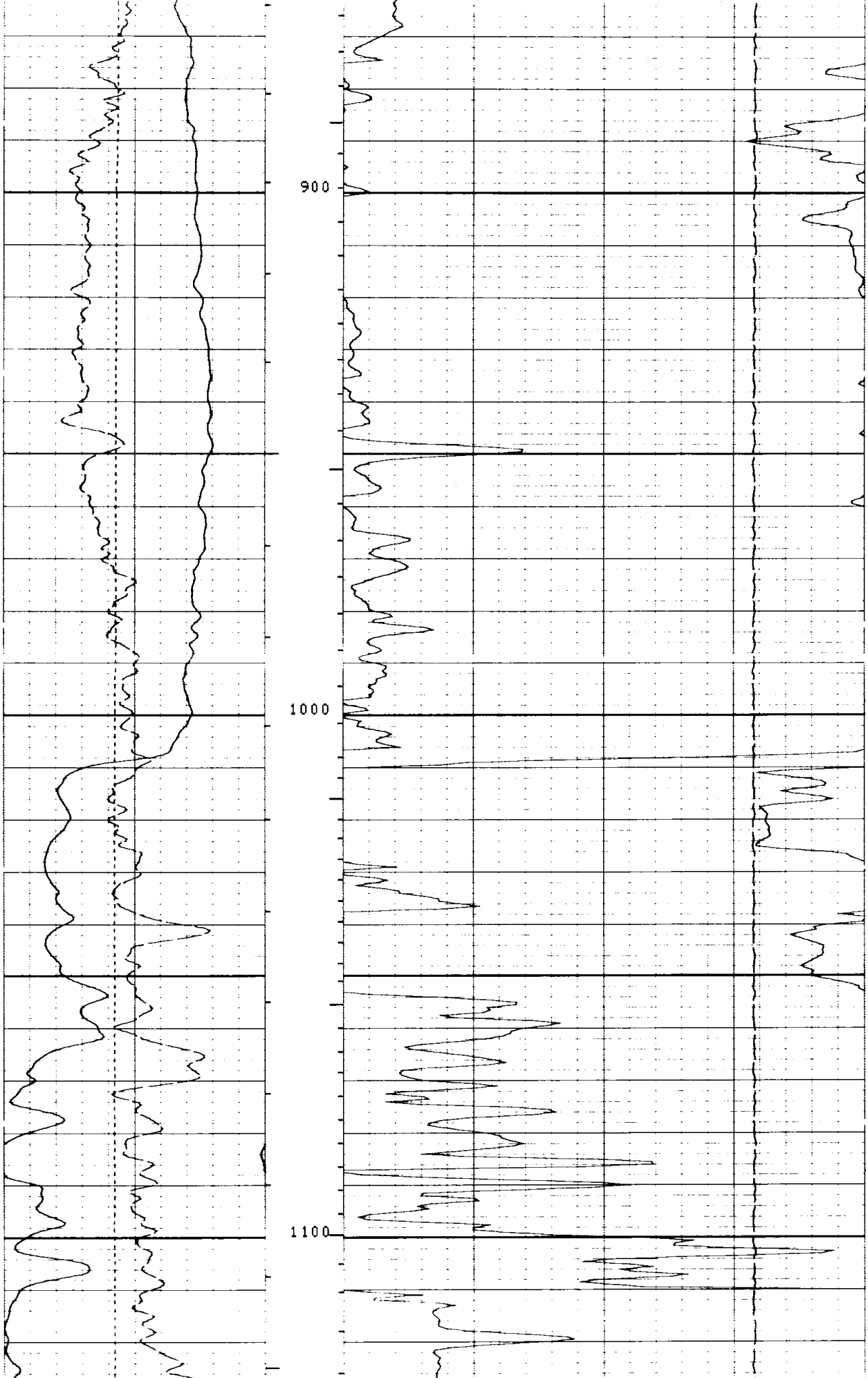

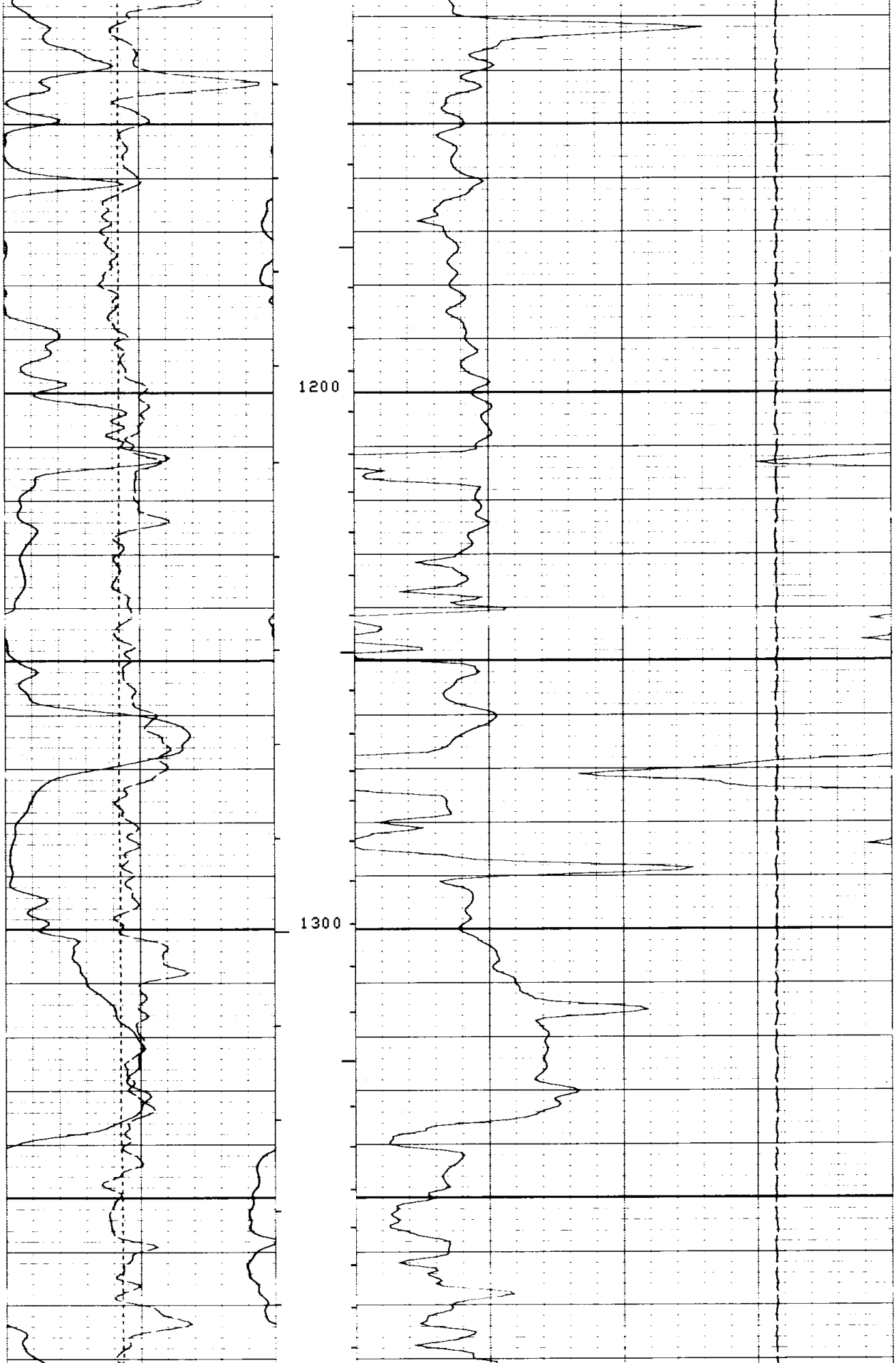

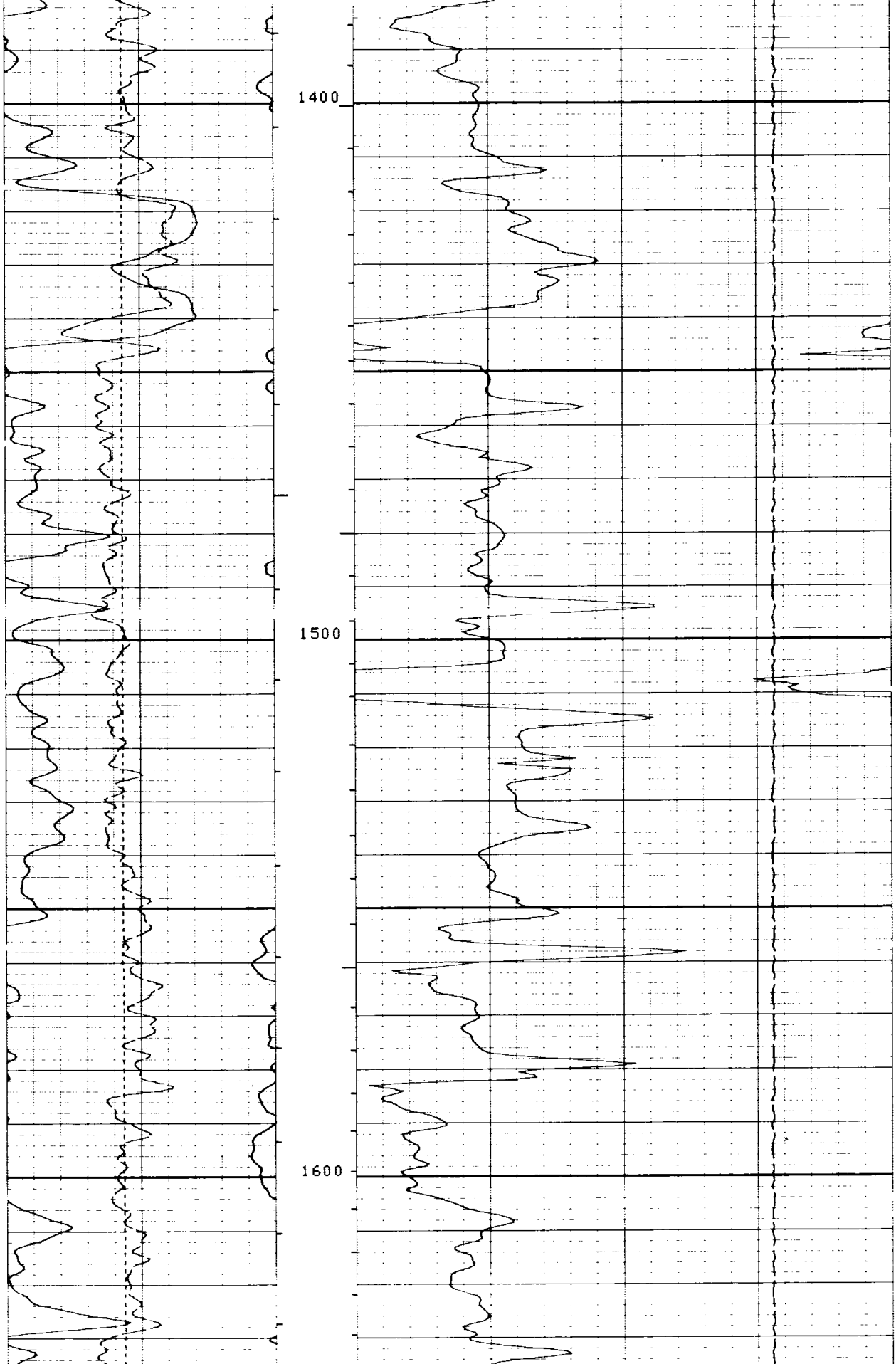

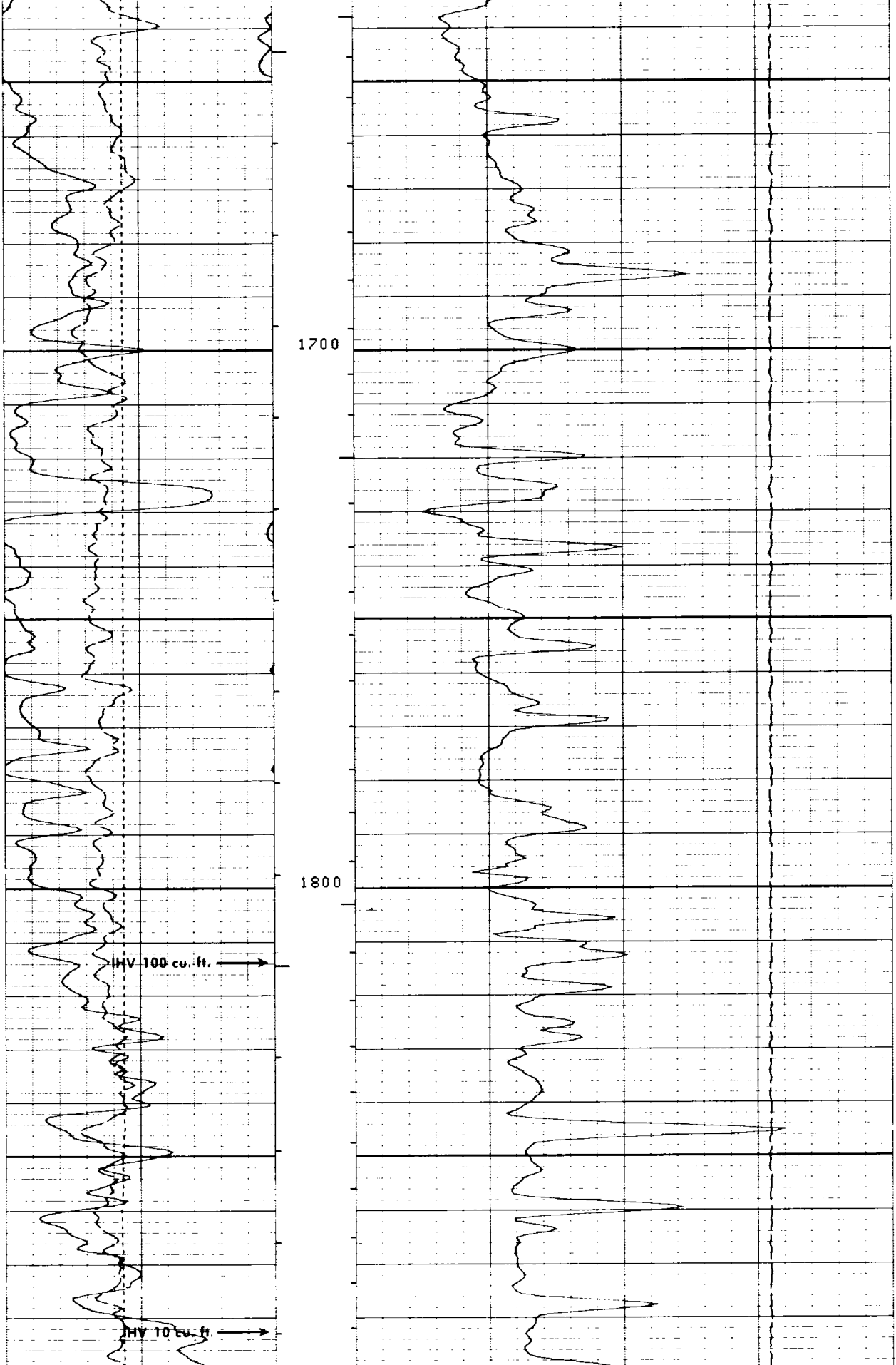

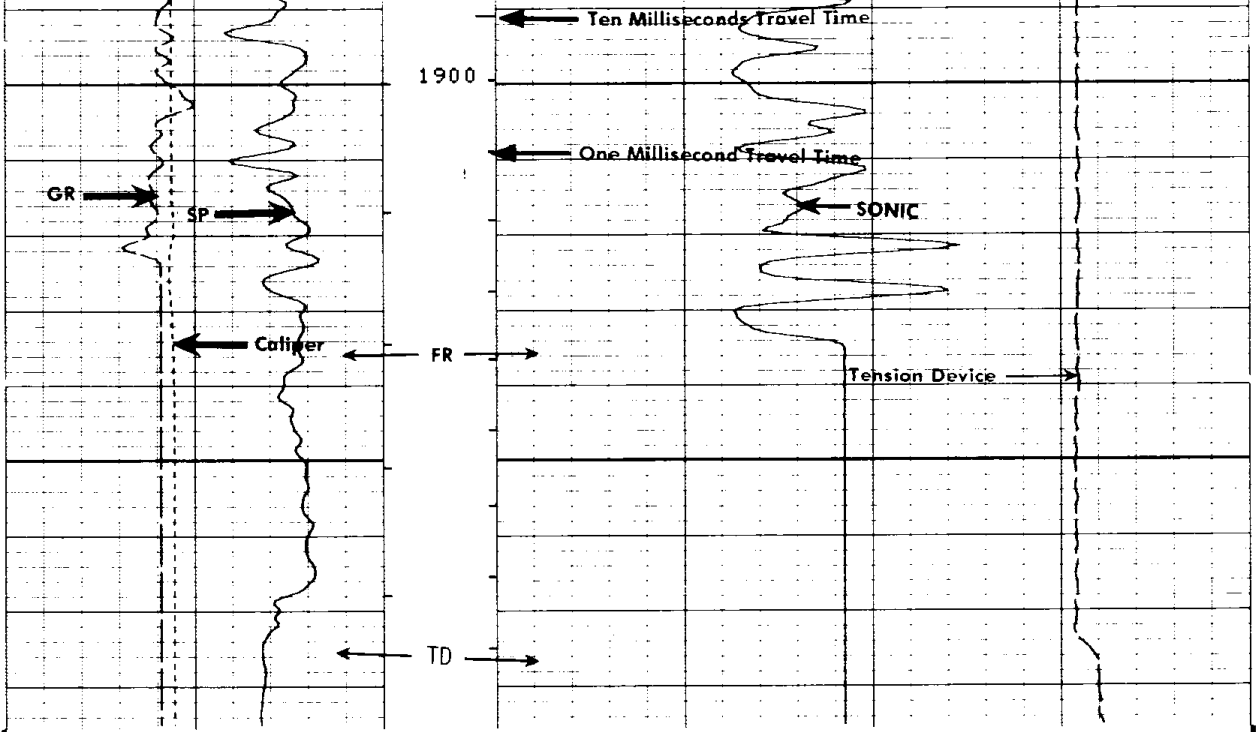

```
     CP 28.2A            FILE     3       07-DEC-85 16:17
```

```
        GR   (GAPI)                                                               
0.0                  150.00                                              
       CALI(IN   )                                                   TENS(LB   )
6.0000               16.000                                  10000.                 0.0
        SP   (MV   )                                   DT   (US/F)
-100.0                  0.0     150.00                                           50.000
```

```
                         SENSOR MEASURE POINT TO TOOL ZERO

           SRAT 41.4   FEET                       AMPL  43.9   FEET
           TT1  42.9   FEET                       CBL   43.9   FEET
           TT3  40.2   FEET                       TT2   43.9   FEET
           T0   43.9   FEET                       TT4   39.2   FEET
           SLTT 43.9   FEET                       TT    43.9   FEET
           GR   64.1   FEET                       SCBL  43.9   FEET
           ILD   9.4   FEET                       CALI  31.8   FEET
           SFL   6.4   FEET                       ILM    5.8   FEET
           SPAR  2.5   FEET                       SP     2.5   FEET
           NOIS  2.5   FEET                       TENS   2.5   FEET
```

```
                                 PARAMETERS

         NAME  VALUE         UNIT                 NAME  VALUE        UNIT

         CDTS 100.000                             SPFS R-H
         DTF  189.000        US/F                 DTM  56.0000       US/F
         DSIN 5              US                   DDEL 200           US
         WMUD 8.00000        LB/G                 DWCO 512
         SBR  1.00000        OHMM                 DSEC 5.80000       MMHO
         FPHI SPHI                                MSEC 7.60000       MMHO
         FNUM .620000                             FEXP 2.15000
         BS   8.75000        IN                   BHS  OPEN
```

```
   EVENT MARK SUMMARY:

   OUTPUT  INTERVAL        DEPTH TRACK
           BETWEEN PIPS    EDGE

   IHV     10.0000 F3      LEFT EDGE
   ITT     .00100000 S     RIGHT EDGE
```

REPEAT SECTION **REPEAT SECTION**

CP 28.2A FILE 2 07-DEC-85 16:11

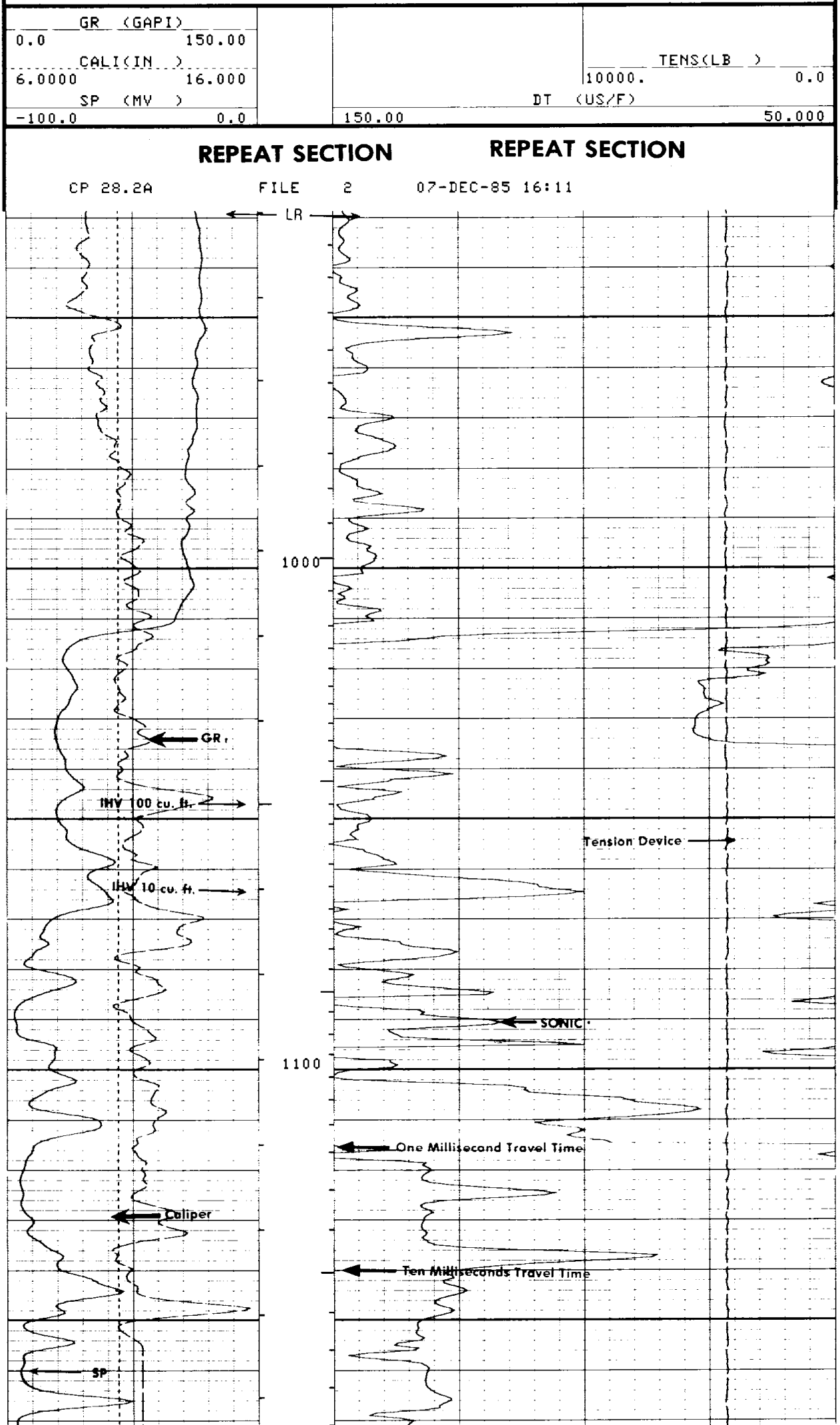

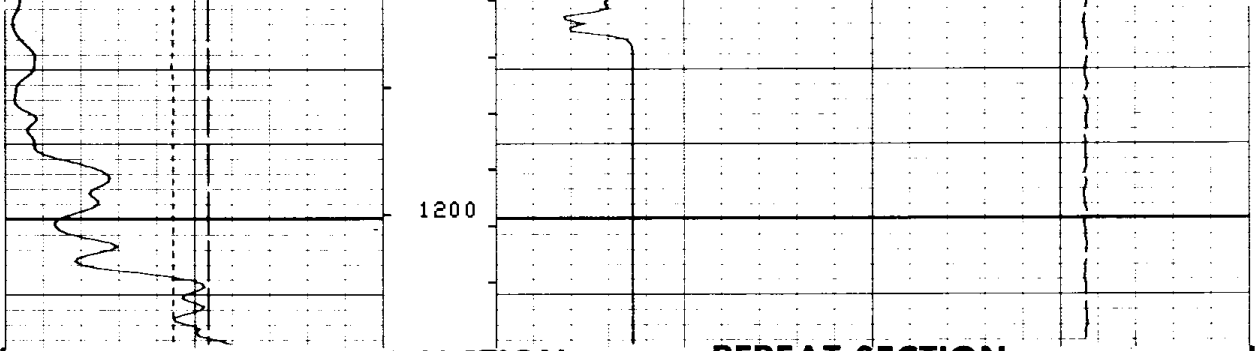

REPEAT SECTION REPEAT SECTION

CP 28.2A FILE 2 07-DEC-85 16:05

GR (GAPI) 0.0 150.00
CALI(IN) 6.0000 16.000
SP (MV) -100.0 0.0
TENS(LB) 10000. 0.0
DT (US/F) 150.00 50.000

SENSOR MEASURE POINT TO TOOL ZERO

SRAT	41.4	FEET	AMPL	43.9	FEET
TT1	42.9	FEET	CBL	43.9	FEET
TT3	40.2	FEET	TT2	43.9	FEET
T0	43.9	FEET	TT4	39.2	FEET
SLTT	43.9	FEET	TT	43.9	FEET
GR	64.1	FEET	SCBL	43.9	FEET
ILD	9.4	FEET	CALI	31.8	FEET
SFL	6.4	FEET	ILM	5.8	FEET
SPAR	2.5	FEET	SP	2.5	FEET
NOIS	2.5	FEET	TENS	2.5	FEET

PARAMETERS

NAME	VALUE	UNIT	NAME	VALUE	UNIT
CDTS	100.000		SPFS	R-H	
DTF	189.000	US/F	DTM	56.0000	US/F
DSIN	5	US	DDEL	200	US
WMUD	8.00000	LB/G	DWCO	512	
SBR	1.00000	OHMM	DSEC	5.80000	MMHO
FPHI	SPHI		MSEC	7.60000	MMHO
FNUM	.620000		FEXP	2.15000	
BS	8.75000	IN	BHS	OPEN	

EVENT MARK SUMMARY:

OUTPUT	INTERVAL BETWEEN PIPS	DEPTH TRACK EDGE
IHV	10.0000 F3	LEFT EDGE
ITT	.00100000 S	RIGHT EDGE

GR (GAPI) 0.0 150.00
CALI(IN) 6.0000 16.000
SP (MV) -100.0 0.0
TENS(LB) 10000. 0.0
DT (US/F) 150.00 50.000

CP 28.2A FILE 0 07-DEC-85 15:26

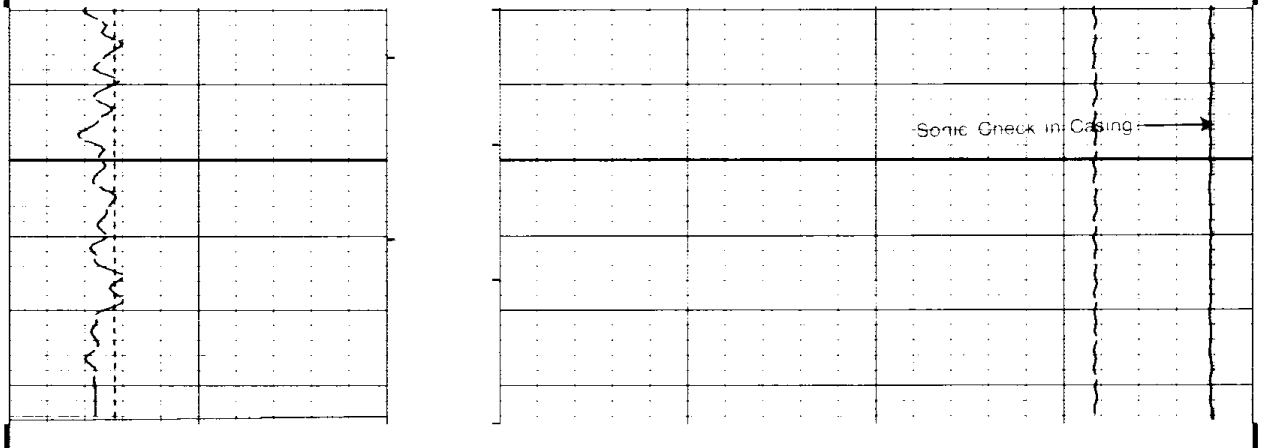

```
    CP 28.2A          FILE     0       07-DEC-85 15:26

       GR   (GAPI)
0.0                   150.00
       CALI(IN  )                                              TENS(LB  )
6.0000                16.000                           10000.                 0.0
       SP   (MV  )                                  DT   (US/F)
-100.0                   0.0      150.00                                   50.000

                       SENSOR MEASURE POINT TO TOOL ZERO

          SRAT 41.4   FEET                          AMPL 43.9   FEET
          TT1  42.9   FEET                          CBL  43.9   FEET
          TT3  40.2   FEET                          TT2  43.9   FEET
          T0   43.9   FEET                          TT4  39.2   FEET
          SLTT 43.9   FEET                          TT   43.9   FEET
          GR   64.1   FEET                          SCBL 43.9   FEET
          ILD   9.4   FEET                          CALI 31.8   FEET
          SFL   6.4   FEET                          ILM   5.8   FEET
          SPAR  2.5   FEET                          SP    2.5   FEET
          NOIS  2.5   FEET                          TENS  2.5   FEET

                                 PARAMETERS

        NAME  VALUE        UNIT                   NAME  VALUE       UNIT

        CDTS 100.000                              SPFS R-H
        DTF  189.000       US/F                   DTM  56.0000      US/F
        DSIN 5             US                     DDEL 200          US
        WMUD 8.00000       LB/G                   DWCO 512
        SBR  1.00000       OHMM                   DSEC 5.80000      MMHO
        FPHI SPHI                                 MSEC 7.60000      MMHO
        FNUM .620000                              FEXP 2.15000
        BS   9.75000       IN                     BHS  OPEN

                   BEFORE SURVEY CALIBRATION SUMMARY

   PERFORMED:     07-DEC-85 15:41
   PROGRAM FILE: DUSO   (VERSION    28.2A   85/10/26)

 DITD              ELECTRONICS CALIBRATION SUMMARY

             MEASURED                       CALIBRATED
           ZERO    PLUS                   ZERO       PLUS          UNITS
    ILD    -.73    549.7                  0.0        502.0          MMHO
    ILM   -1.04    526.7                  0.0        494.4          MMHO
    SFL   -1.14    526.0                  0.0        500.0          MMHO

 ILD SONDE ERROR CORRECTION :         5.8 MMHO
 ILM SONDE ERROR CORRECTION :         7.6 MMHO

 SGTE              DETECTOR CALIBRATION SUMMARY

             MEASURED
           BKGD    JIG         CALIBRATED         UNITS
     GR     54     207            155             GAPI

 MCDB              CALIPER CALIBRATION SUMMARY

             MEASURED                       CALIBRATED
           SMALL   LARGE                  SMALL      LARGE         UNITS
   CALI    6.36    12.5                   6.00       12.0           IN

    CP 28.2A          FILE     1       07-DEC-85 15:41
```