Schlumberger

CEMENT EVALUATION LOG WITH GR

CSU

RECEIVED
FEB 18 1986
DOGAMI
Portland

COMPANY: ARCO OIL AND GAS COMPANY
WELL: LONGVIEW FIBRE #23-25
FIELD: MIST GAS FIELD
COUNTY: COLUMBIA
STATE: OREGON
NATION: USA
LOCATION: 3050'S & 1800'E OF THE NW CORNER OF...
SEC: 25 TWP: 6N RGE: 5W

OTHER SERVICES-
CBL
CEQL

PERMANENT DATUM: GL
ELEV. OF PERM. DATUM: 900.0 F
LOG MEASURED FROM: KB
12.0 F ABOVE PERM. DATUM
DRLG. MEASURED FROM: KB

ELEVATIONS-
KB: 912.0 F
DF:
GL: 900.0 F

PROGRAM TAPE NO: 26.2
SERVICE ORDER NO: 272165

DATE: 12 DEC 85
RUN NO: 1

DEPTH-DRILLER: 1978.0 F
DEPTH-LOGGER: 1143.0 F
BTM. LOG INTERVAL: 1137.0 F
TOP LOG INTERVAL: 100.0 F

CASING-DRILLER: 417 F
CASING-LOGGER:
CASING: 9 5/8" 5 1/2"
WEIGHT: 17.00 LB/F
BIT SIZE: 8 3/4"
DEPTH: 1978 F

TYPE FLUID IN HOLE: WATER
DENSITY:
VISCOSITY:
PH:
FLUID LOSS:
SOURCE OF SAMPLE:
RM: AT
RMF: AT
RMC: AT
SOURCE RMF/RMC: /
RM AT BHT: AT
RMF AT BHT: AT
RMC AT BHT: AT

TIME CIRC. STOPPED:
TIME LOGGER ON BTM.: 10:15

MAX. REC. TEMP:

LOGGING UNIT NO: 5898
LOGGING UNIT LOC: BAKERSFIELD PROD SERV
RECORDED BY: NEUMANN
WITNESSED BY: WILLIAMSON/ANDERSON

REMARKS:

DEPTH CORRELATED TO SWS FDC,CNL,GR..12/7/85.
CEMENT DATA 372 SKS "G" W/ 3% KCL, 1% D-127 + .75% D-65
+ 4% GEL LEAD SLURRY, 110 SKS "G" W/ 3% KCL, 1% D-127,
.25% D-65, 1.67 GAL/SK D600 TAIL.
PBTD DRILLER AT 1150
DEVIATION IS ABOUT 33 DEGREES.

EQUIPMENT NUMBERS-

CEMS-A 778   CEEC-A 826   SGC-SA 535   CCCB 2758
CAL-YA 304   CCSM 222

ALL INTERPRETATIONS ARE OPINIONS BASED ON INFERENCES FROM ELECTRICAL OR OTHER MEASUREMENTS AND WE CANNOT, AND DO NOT GUARANTEE THE ACCURACY OR CORRECTNESS OF ANY INTERPRETATIONS, AND WE SHALL NOT, EXCEPT IN THE CASE OF GROSS OR WILLFUL NEGLIGENCE ON OUR PART, BE LIABLE OR RESPONSIBLE FOR ANY LOSS, COSTS, DAMAGES OR EXPENSES INCURRED OR SUSTAINED BY ANYONE RESULTING FROM ANY INTERPRETATION MADE BY ANY OF OUR OFFICERS, AGENTS OR EMPLOYEES. THESE INTERPRETATIONS ARE ALSO SUBJECT TO OUR GENERAL TERMS AND CONDITIONS AS SET OUT IN OUR CURRENT PRICE SCHEDULE.

FILE 9 12-DEC-85 10:52

Curve	Left	Right
GR (GAPI)	0.0	150.00
DEVI(DEG)	36.000	-4.000
CCL	-19.00	1.0000
ECCE(IN)	0.0	.50000
CALU(IN)	4.5000	5.5000
RB (DEG)	0.0	360.00
WWM	0.0	5.0000
CSMX	5000.0	0.0
CSMN	5000.0	0.0

FILE 8 12-DEC-85 10:51

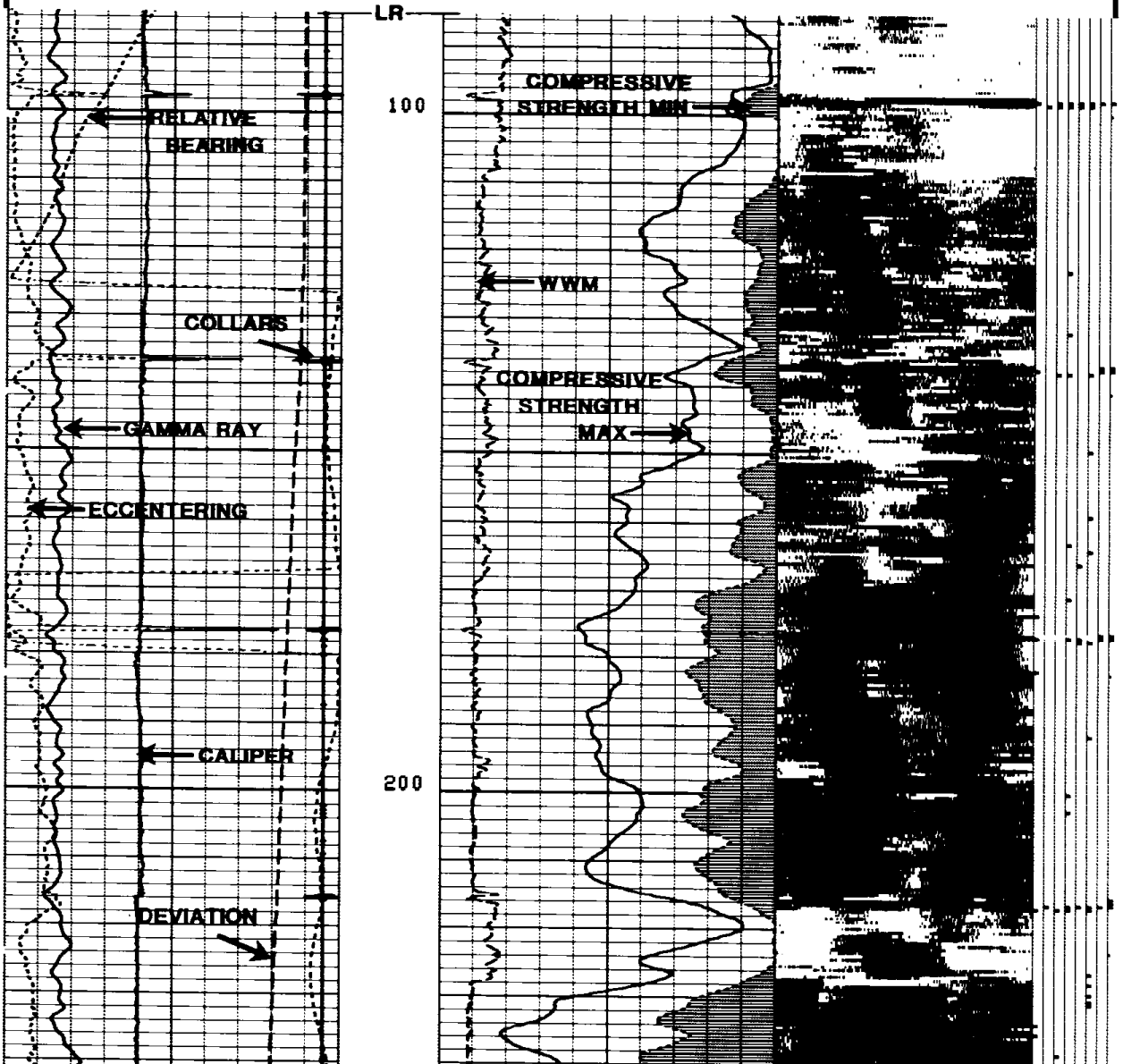

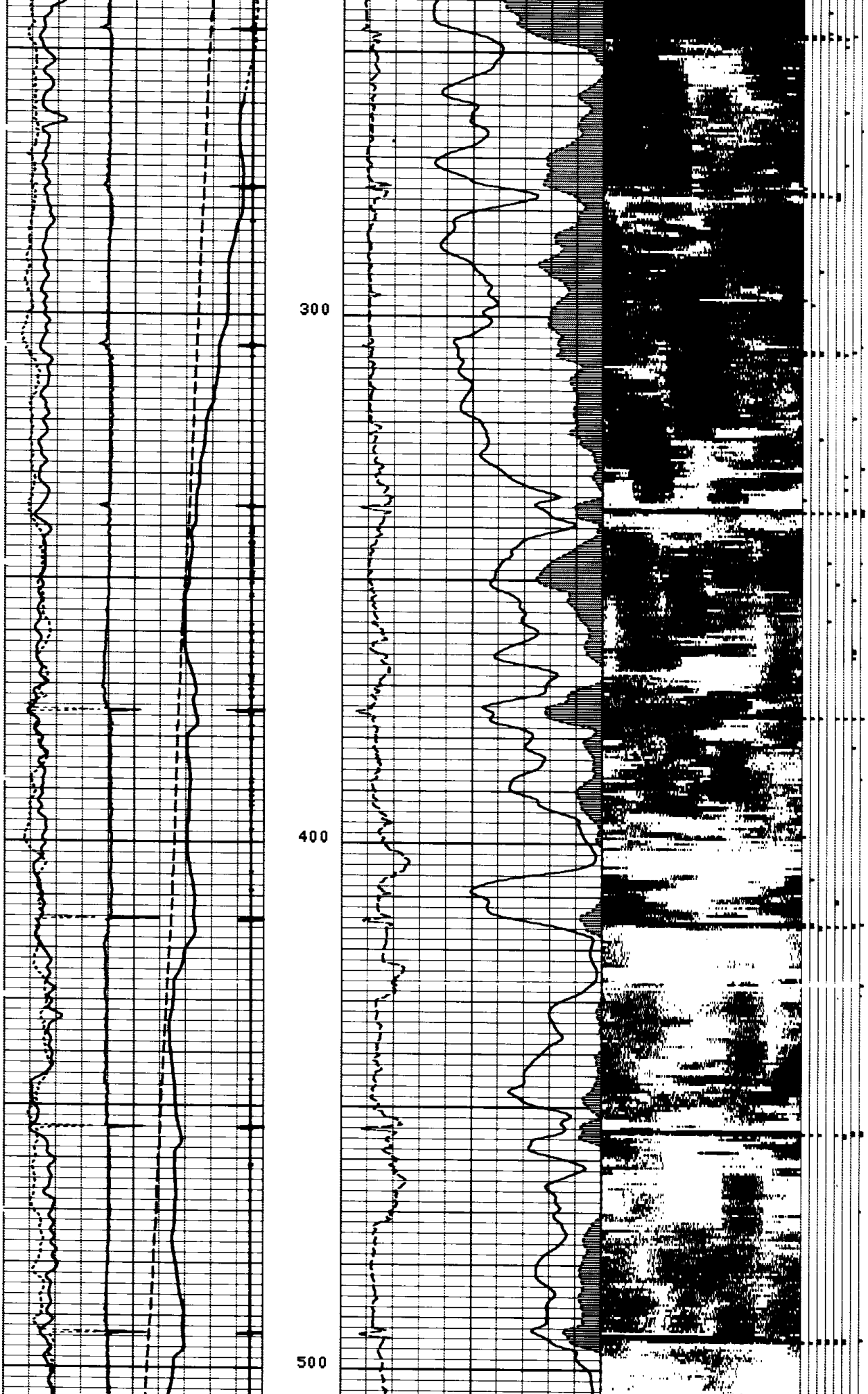

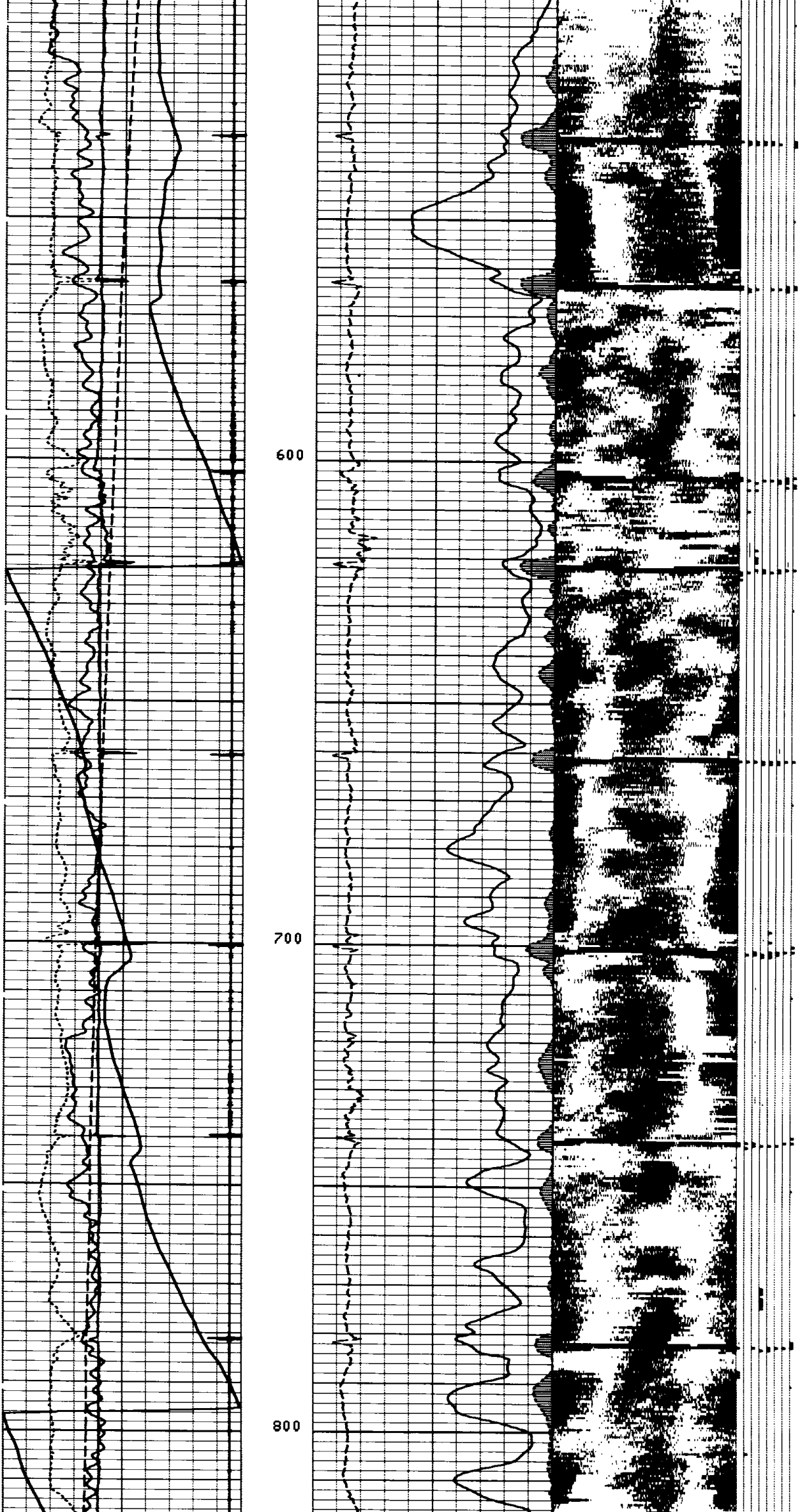

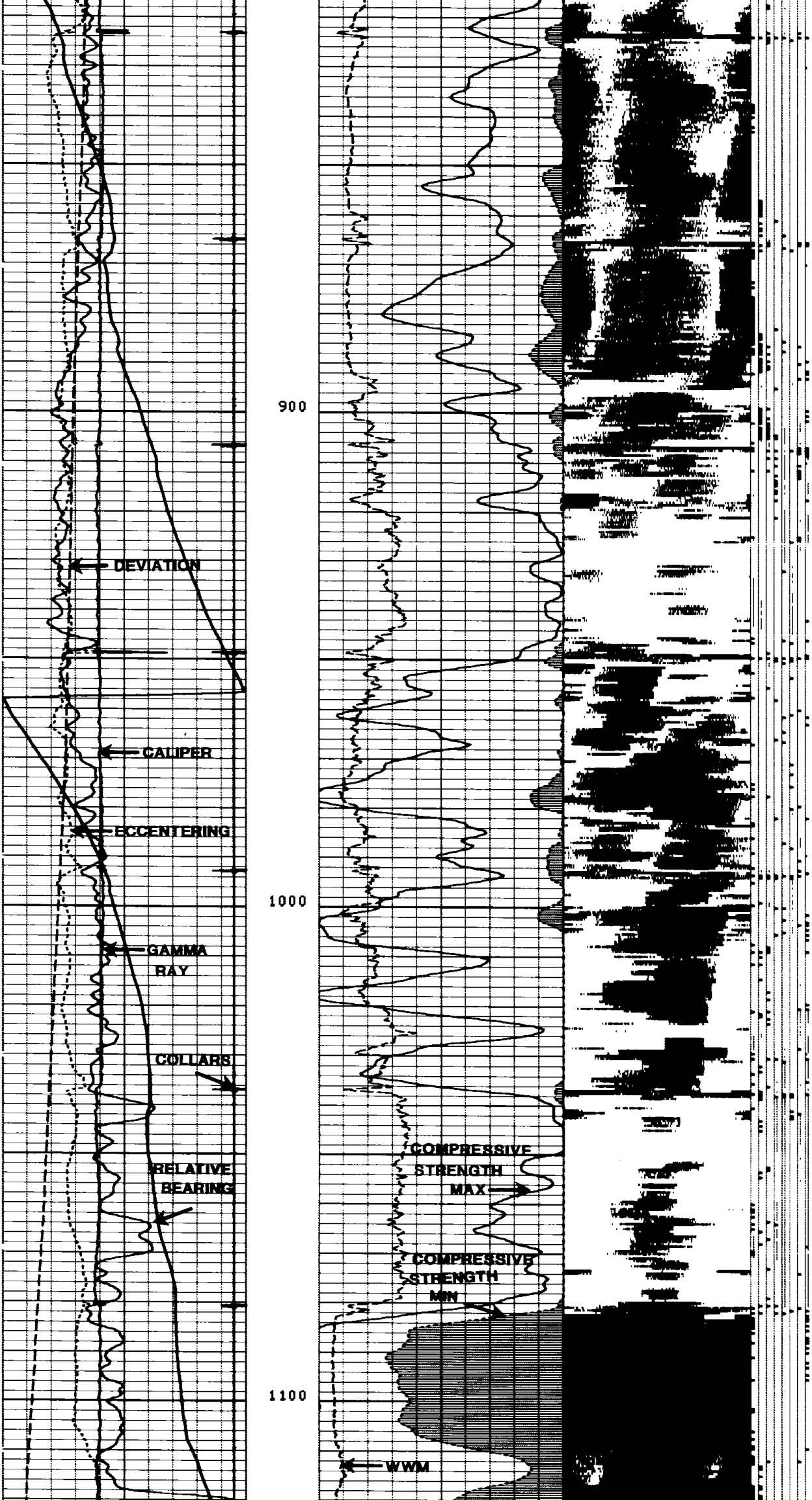

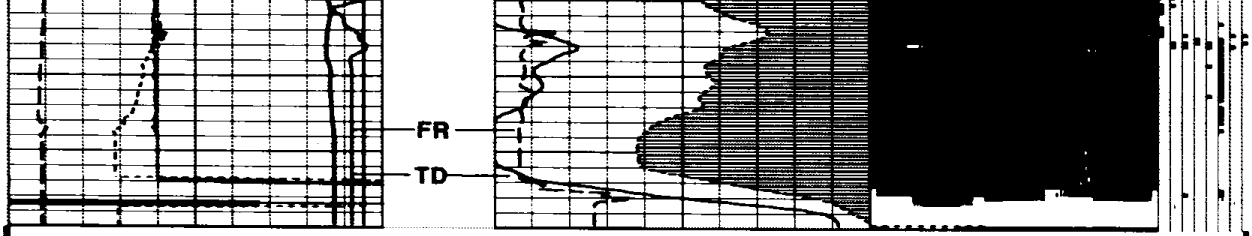

FILE 8 12-DEC-85 10:24

GR (GAPI)
0.0 150.00
DEVI(DEG)
36.000 -4.000
CCL
-19.00 1.0000
ECCE(IN)
0.0 .50000
CALU(IN)
4.5000 5.5000
RB (DEG)
0.0 360.00

WWM
0.0 5.0000
CSMX
5000.0 0.0
CSMN
5000.0 0.0

SENSOR MEASURE·POINT TO TOOL ZERO

STSG	19.7	FEET	GR	24.3	FEET
RB	6.5	FEET	DEVI	6.5	FEET
CCL	34.0	FEET	TENS	3.7	FEET
T2RD	5.7	FEET	T1RD	6.5	FEET
T4RD	6.3	FEET	T3RD	7.1	FEET
T6RD	6.9	FEET	T5RD	7.7	FEET
T8RD	7.5	FEET	T7RD	6.0	FEET
T9RD	5.0	FEET			

PARAMETERS

NAME	VALUE	UNIT	NAME	VALUE	UNIT
IL2	14.4000	US	W2FP	.760000	
W3FP	.800000		IS2	19.2000	US
CSLL	1.00000	PSIA	CSLU	2000.00	PSIA
BHS	CASE		IMAR	ALLO	
BS	8.75000	IN			

2-15 * 50012 2162

GR (GAPI)
0.0 150.00
DEVI(DEG)
36.000 -4.000
CCL
-19.00 1.0000
ECCE(IN)
0.0 .50000
CALU(IN)
4.5000 5.5000
RB (DEG)
0.0 360.00

WWM
0.0 5.0000
CSMX
5000.0 0.0
CSMN
5000.0 0.0

FILE 7 12-DEC-85 20:07
DATA ACQUIRED 12-DEC-85 10:21

REPEAT SECTION

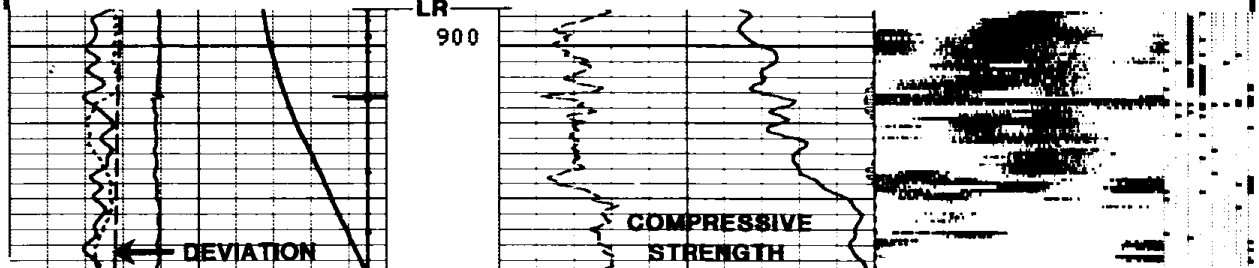

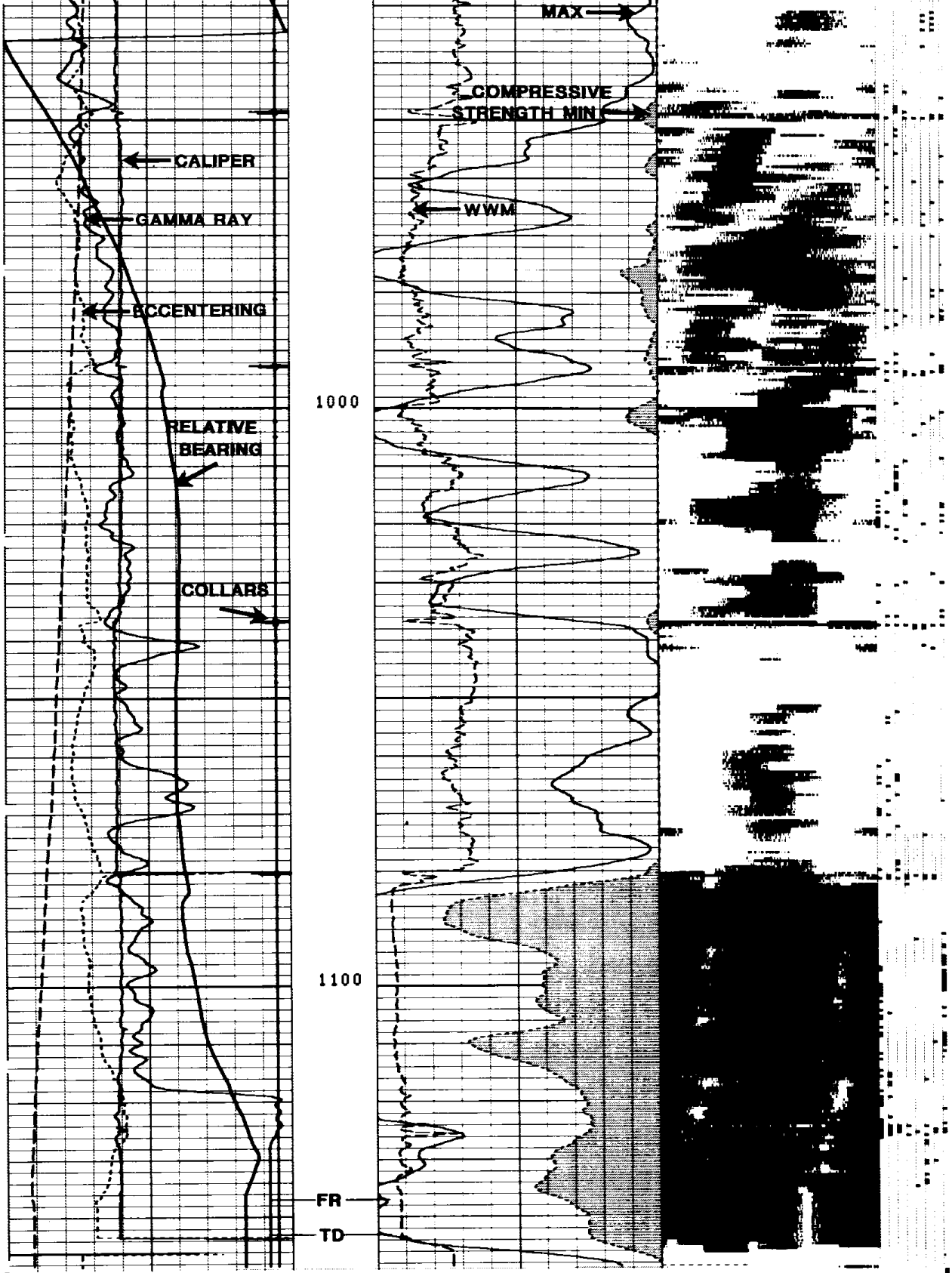

FILE 7 12-DEC-85 20:06
DATA ACQUIRED 12-DEC-85 10:15

REPEAT SECTION

GR (GAPI)
0.0 150.00
DEVI(DEG)
36.000 -4.000
CCL
-19.00 1.0000
ECCE(IN)
0.0 .50000
CALU(IN)
4.5000 5.5000
RB (DEG)
0.0 360.00

WWM
0.0 5.0000
CSMX
5000.0 0.0
CSMN
5000.0 0.0

SENSOR MEASURE POINT TO TOOL ZERO

STSG	19.7	FEET	GR	24.3	FEET
RB	6.5	FEET	DEVI	6.5	FEET
CCL	34.0	FEET	TENS	3.7	FEET
T2RD	5.7	FEET	T1RD	6.5	FEET
T4RD	6.3	FEET	T3RD	7.1	FEET
T6RD	6.9	FEET	T5RD	7.7	FEET
T8RD	7.5	FEET	T7RD	6.0	FEET
T9RD	5.0	FEET			

PARAMETERS

NAME	VALUE	UNIT	NAME	VALUE	UNIT
IL2	14.4000	US	W2FP	.760000	
W3FP	.800000		IS2	19.2000	US
CSLL	1.00000	PSIA	CSLU	2000.00	PSIA
BHS	CASE		IMAR	ALLO	
DD	-2.00000	F	BS	8.75000	IN
PP	NORM				

TAPE NOT MADE

FVEL(US/F)		CAL3(IN)		CAL2(IN)	
250.00	150.00	4.5000	5.5000	4.5000	5.5000
GR (GAPI)		CAL1(IN)		CAL4(IN)	
0.0	150.00	4.5000	5.5000	4.5000	5.5000
OVAL(IN)					
0.0	.50000				
CCL					
-19.00	1.0000				
CALU(IN)					
4.5000	5.5000				

FILE 0 12-DEC-85 19:55
DATA ACQUIRED 12-DEC-85 10:49

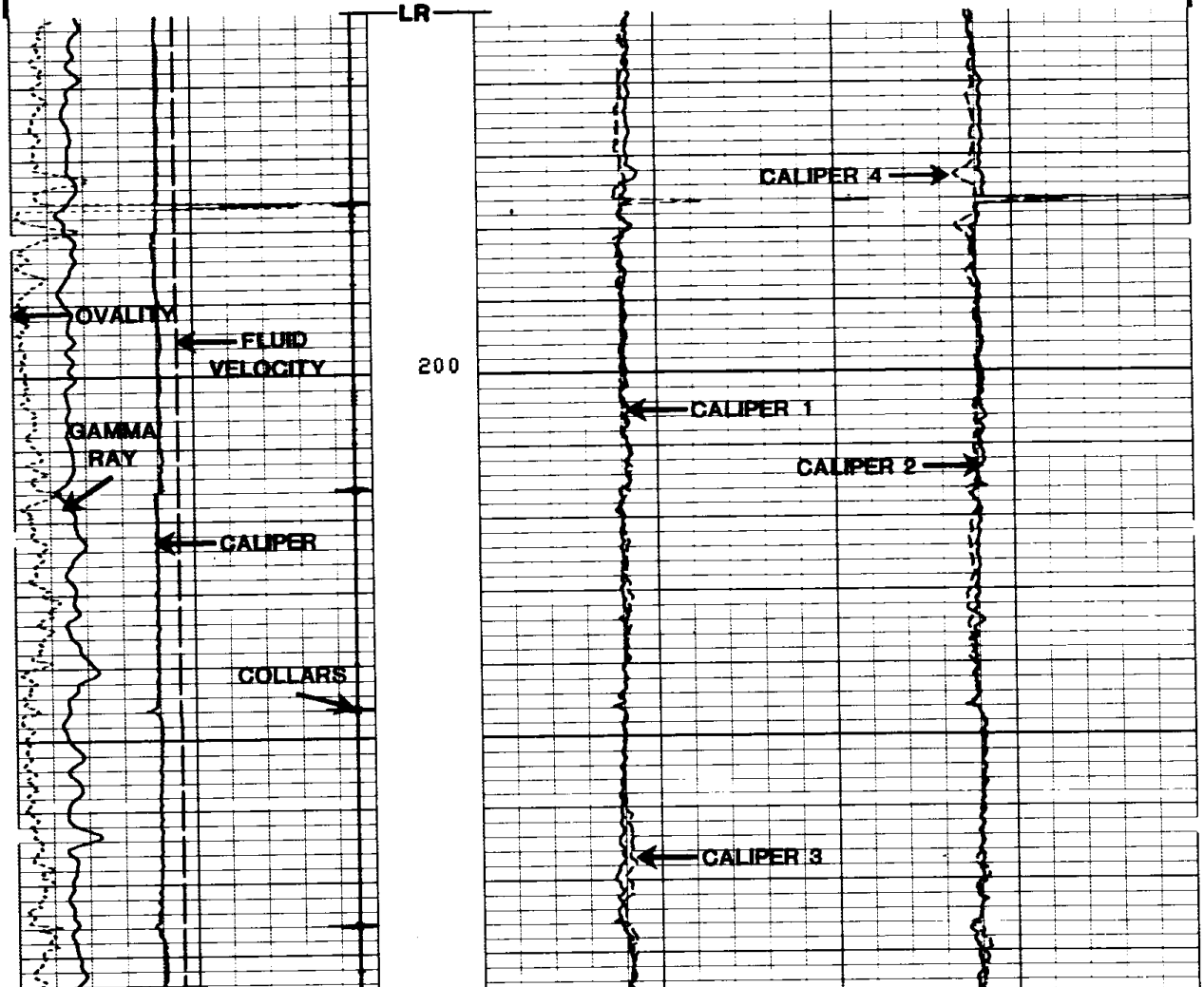

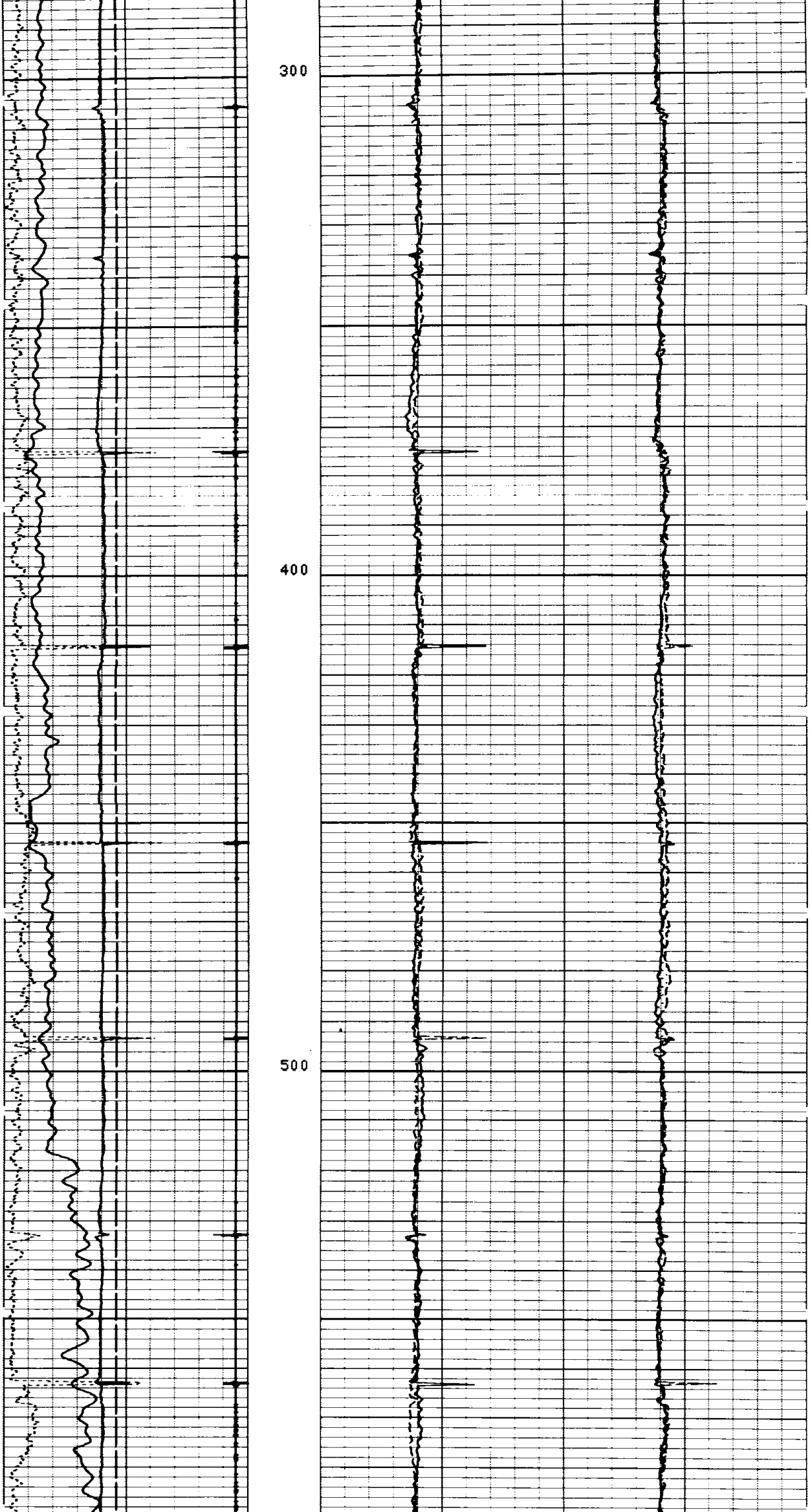

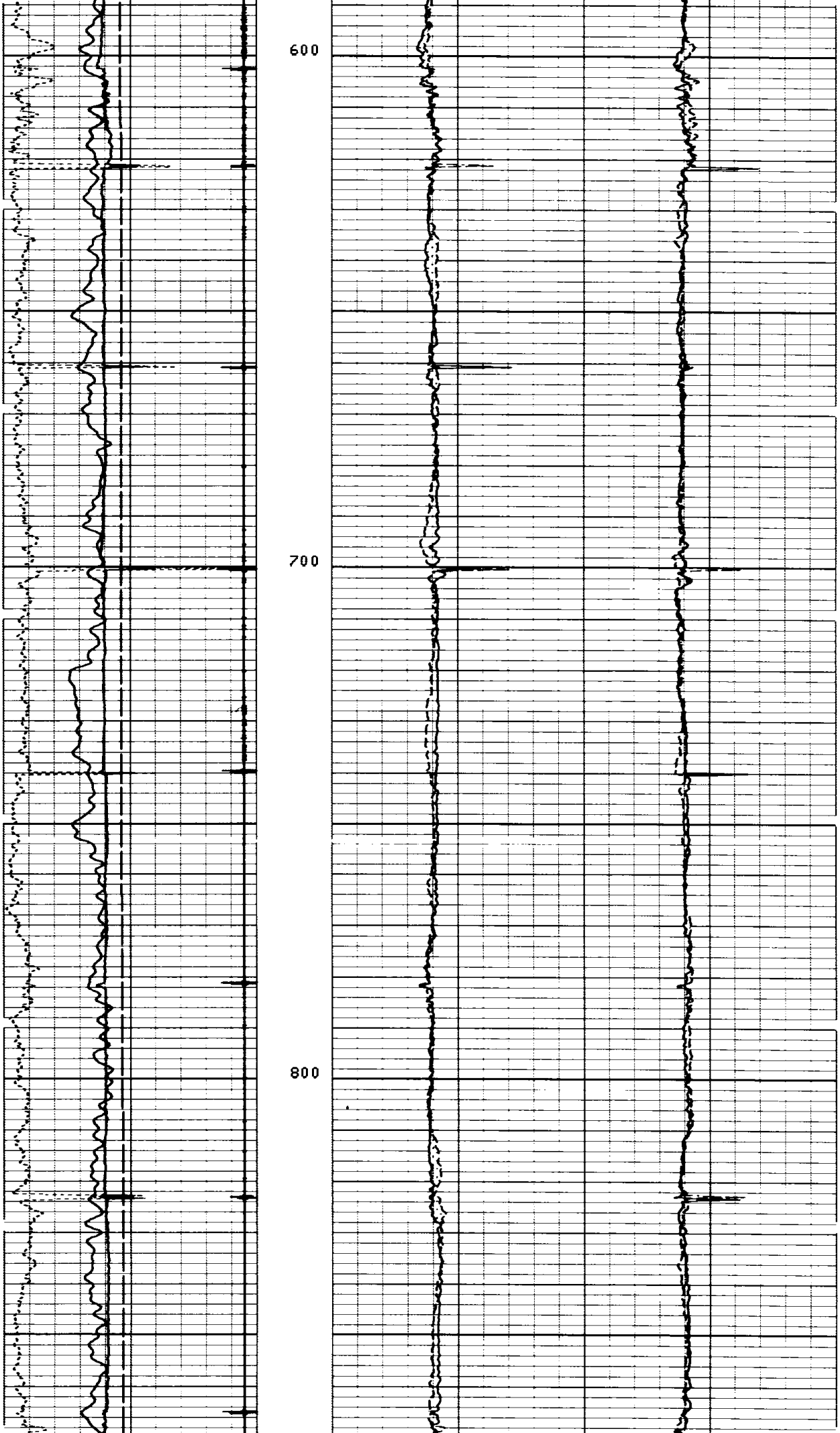

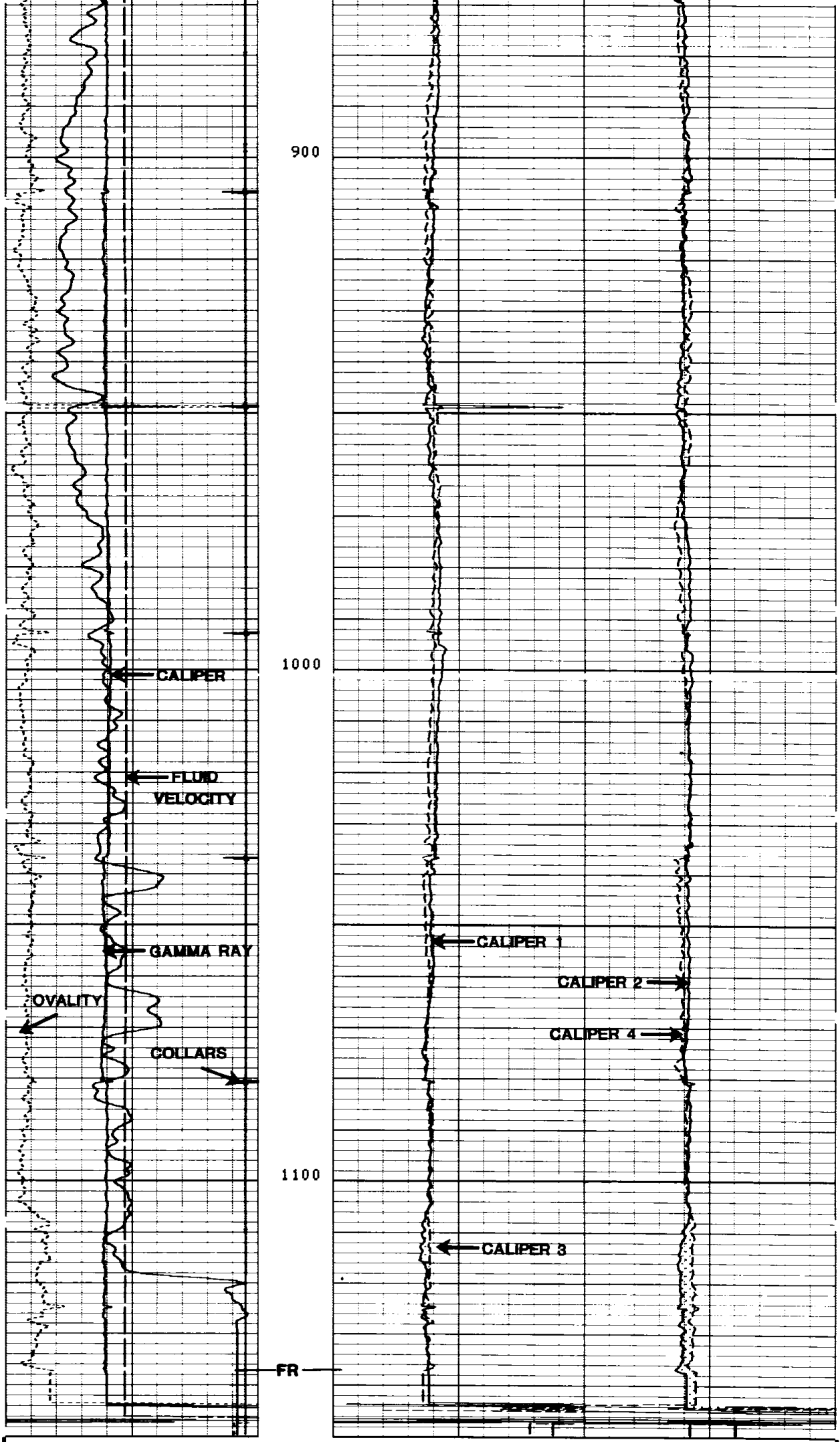

```
FILE     8       12-DEC-85 19:48
DATA ACQUIRED    12-DEC-85 10:25
```

FVEL(US/F) 250.00 150.00			
GR (GAPI) 0.0 150.00			
OVAL(IN) 0.0 .50000			
CCL -19.00 1.0000		CAL3(IN) 4.5000 5.5000	CAL2(IN) 4.5000 5.5000
CALU(IN) 4.5000 5.5000		CAL1(IN) 4.5000 5.5000	CAL4(IN) 4.5000 5.5000

SENSOR MEASURE POINT TO TOOL ZERO

STSG	19.7	FEET	GR	24.3	FEET
RB	6.5	FEET	DEVI	6.5	FEET
CCL	34.0	FEET	TENS	3.7	FEET
T2RD	5.7	FEET	T1RD	6.5	FEET
T4RD	6.3	FEET	T3RD	7.1	FEET
T6RD	6.9	FEET	T5RD	7.7	FEET
T8RD	7.5	FEET	T7RD	6.0	FEET
T9RD	5.0	FEET			

PARAMETERS

NAME	VALUE	UNIT	NAME	VALUE	UNIT
IL2	14.4000	US	W2FP	.760000	
W3FP	.800000		IS2	19.2000	US
CSLL	1.00000	PSIA	CSLU	2000.00	PSIA
BHS	CASE		IMAR	ALLO	
DO	0.0	F	BS	8.75000	IN
PP	NORM				

TAPE NOT MADE

FVEL(US/F) 250.00 150.00			
GR (GAPI) 0.0 150.00			
OVAL(IN) 0.0 .50000			
CCL -19.00 1.0000		CAL3(IN) 4.5000 5.5000	CAL2(IN) 4.5000 5.5000
CALU(IN) 4.5000 5.5000		CAL1(IN) 4.5000 5.5000	CAL4(IN) 4.5000 5.5000

REPEAT SECTION

FILE 7 12-DEC-85 19:47
DATA ACQUIRED 12-DEC-85 10:21

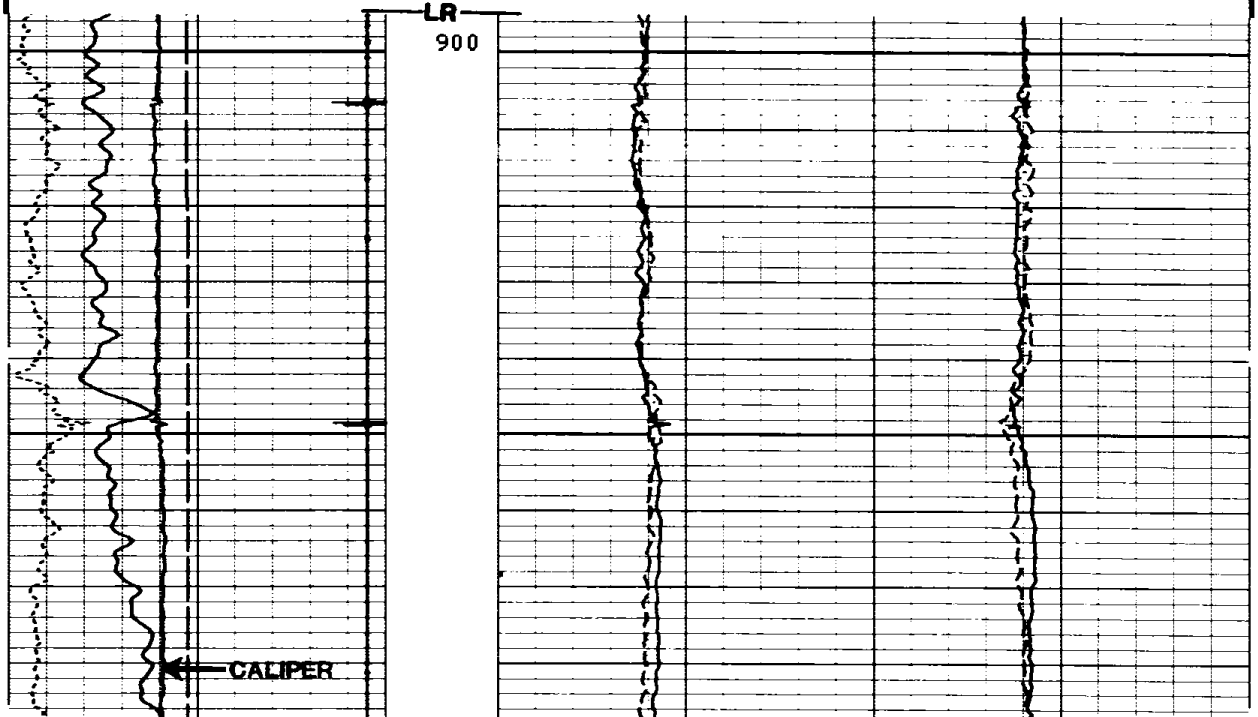

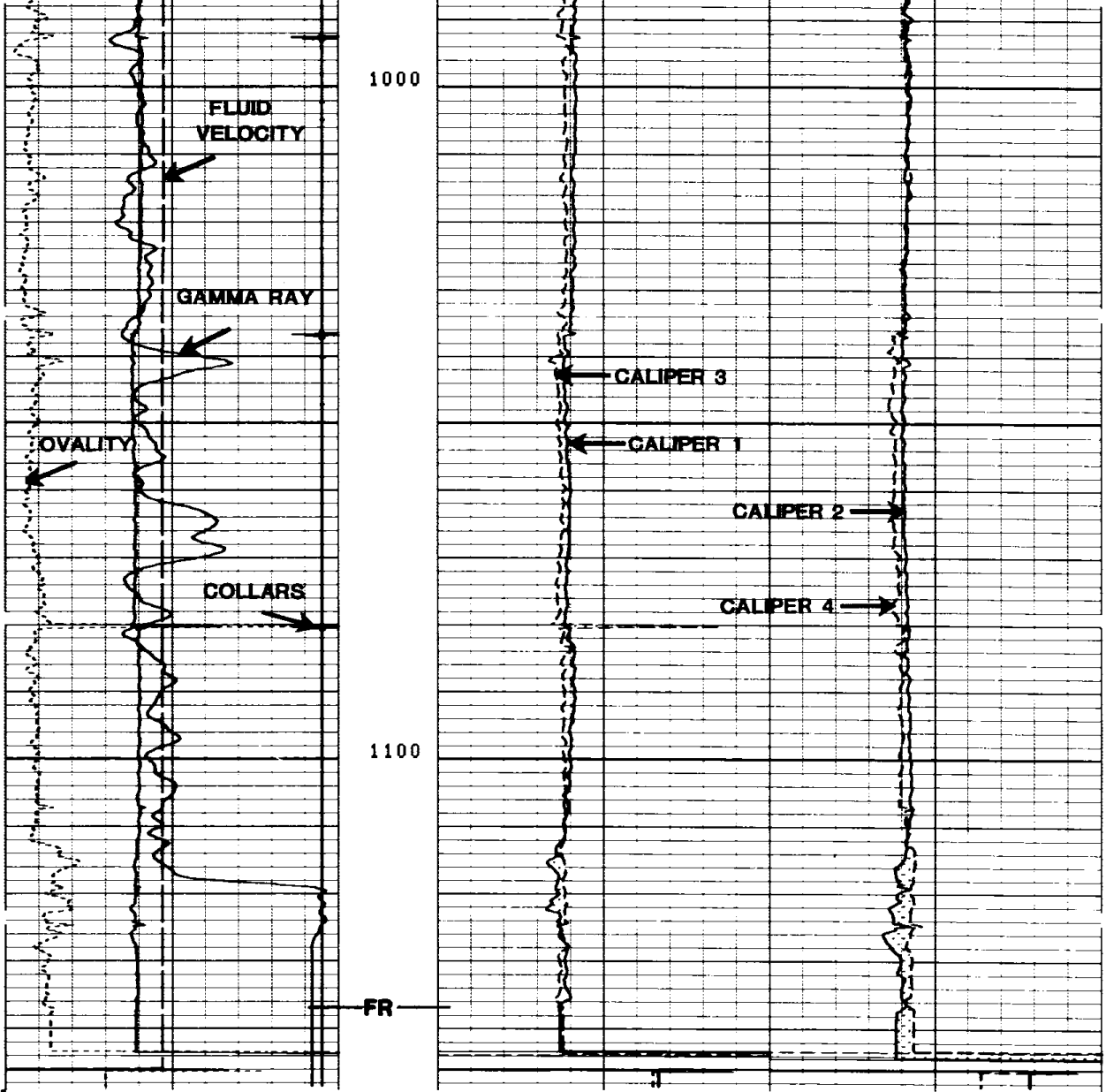

FILE 7 12-DEC-85 19:46
DATA ACQUIRED 12-DEC-85 10:15

REPEAT SECTION

Curve	Left	Right	Curve	Left	Right	Curve	Left	Right
FVEL(US/F)	250.00	150.00						
GR (GAPI)	0.0	150.00						
OVAL(IN)	0.0	.50000						
CCL	-19.00	1.0000	CAL3(IN)	4.5000	5.5000	CAL2(IN)	4.5000	5.5000
CALU(IN)	4.5000	5.5000	CAL1(IN)	4.5000	5.5000	CAL4(IN)	4.5000	5.5000

SENSOR MEASURE POINT TO TOOL ZERO

STSG	19.7	FEET	GR	24.3	FEET
RB	6.5	FEET	DEVI	6.5	FEET
CCL	34.0	FEET	TENS	3.7	FEET
T2RD	5.7	FEET	T1RD	6.5	FEET
T4RD	6.3	FEET	T3RD	7.1	FEET
T6RD	6.9	FEET	T5RD	7.7	FEET
T8RD	7.5	FEET	T7RD	6.0	FEET
T9RD	5.0	FEET			

PARAMETERS

```
NAME  VALUE     UNIT                        NAME  VALUE     UNIT

IL2  14.4000    US                          W2FP .760000
W3FP .800000                                IS2  19.2000    US
CSLL 1.00000    PSIA                        CSLU 2000.00    PSIA
BHS  CASE                                   IMAR ALLD
DO   -2.00000   F                           BS   8.75000    IN
PP   NORM

                        TAPE NOT MADE
```

```
               BEFORE SURVEY CALIBRATION SUMMARY


  PERFORMED:      85/12/12
  PROGRAM FILE: CET    (VERSION    26.2    83/11/18)


SGTL                DETECTOR CALIBRATION SUMMARY

            MEASURED
          BKGD    JIG         CALIBRATED          UNITS
    GR     27     191            165              GAPI

                      FILE    0      12-DEC-85 09:55
```