Schlumberger

5" DUAL INDUCTION-SFL

CSU Field Log

COMPANY:	REICHHOLD ENERGY CORPORATION
WELL:	"PAUL" #34-32 REDRILL #2
FIELD:	MIST
COUNTY:	COLUMBIA
STATE:	OREGON
NATION:	USA
LOCATION:	741'N & 255'E FROM SOUTH 1/4 CORNER OF
SEC:	32 TWP: 7N RGE: 25W

OTHER SERVICES-
BHC
FDC/CNL/GR

PERMANENT DATUM:	GL	ELEVATIONS-	
ELEV. OF PERM. DATUM:	614.0 F	KB:	627.0 F
LOG MEASURED FROM:	KB	DF:	
13.0 F	ABOVE PERM. DATUM	GL:	614.0 F
DRLG. MEASURED FROM:	KB		

PROGRAM
TAPE NO:
26.2
SERVICE
ORDER NO:
432549

DATE:	24 SEP 84
RUN NO:	1
DEPTH-DRILLER:	2719.0 F
DEPTH-LOGGER:	2716.0 F
BTM. LOG INTERVAL:	2710.0 F
TOP LOG INTERVAL:	497.0 F
CASING-DRILLER:	497 F
CASING-LOGGER:	497 F
CASING:	8 5/8
BIT SIZE:	7 7/8

TYPE FLUID IN HOLE:	GEL/LIGNO
DENSITY:	10.0 LB/G
VISCOSITY:	51.0 S
PH:	9.0
FLUID LOSS:	6.4 C3
SOURCE OF SAMPLE:	FLOWLINE
RM:	1.560 OHMM AT 74.0 DEGF
RMF:	1.230 OHMM AT 69.0 DEGF
RMC:	2.070 OHMM AT 69.0 DEGF
SOURCE RMF/RMC:	MEASURED/MEASURED
RM AT BHT:	1.226 OHMM AT 96.0 DEGF
RMF AT BHT:	.907 OHMM AT 96.0 DEGF
RMC AT BHT:	1.527 OHMM AT 96.0 DEGF
TIME CIRC. STOPPED:	17:00
TIME LOGGER ON BTM.:	19:50
MAX. REC. TEMP:	96.0 DEGF
LOGGING UNIT NO:	8128
LOGGING UNIT LOC:	SACRAMENTO
RECORDED BY:	PILCH/ZWALLER
WITNESSED BY:	THOMAS/ALGER

REMARKS:

850PPM CL

EQUIPMENT NUMBERS-

DIS-EC 567 DIC-DA 658 MCD-DA 1237 SLS-RC 252
SLC-FA 1468 IEM-BD-304 SLM-CA 138 SOM-BA 1331

ALL INTERPRETATIONS ARE OPINIONS BASED ON INFERENCES FROM ELECTRICAL OR OTHER MEASUREMENTS AND WE CANNOT, AND DO NOT GUARANTEE THE ACCURACY OR CORRECTNESS OF ANY INTERPRETATIONS, AND WE SHALL NOT, EXCEPT IN THE CASE OF GROSS OR WILLFUL NEGLIGENCE ON OUR PART, BE LIABLE OR RESPONSIBLE FOR ANY LOSS, COSTS, DAMAGES OR EXPENSES INCURRED OR SUSTAINED BY ANYONE RESULTING FROM ANY INTERPRETATION MADE BY ANY OF OUR OFFICERS, AGENTS OR EMPLOYEES. THESE INTERPRETATIONS ARE ALSO SUBJECT TO OUR GENERAL TERMS AND CONDITIONS AS SET OUT IN OUR CURRENT PRICE SCHEDULE.

TENS(LB)	10000.	0.0
ILD (OHMM)	.20000	2000.0
ILM (OHMM)	.20000	2000.0
SFLU(OHMM)	.20000	2000.0
RWA (OHMM)	0.0	3.0000
SP (MV)	-100.0	0.0

FILE 3 24-SEP-84 20:44

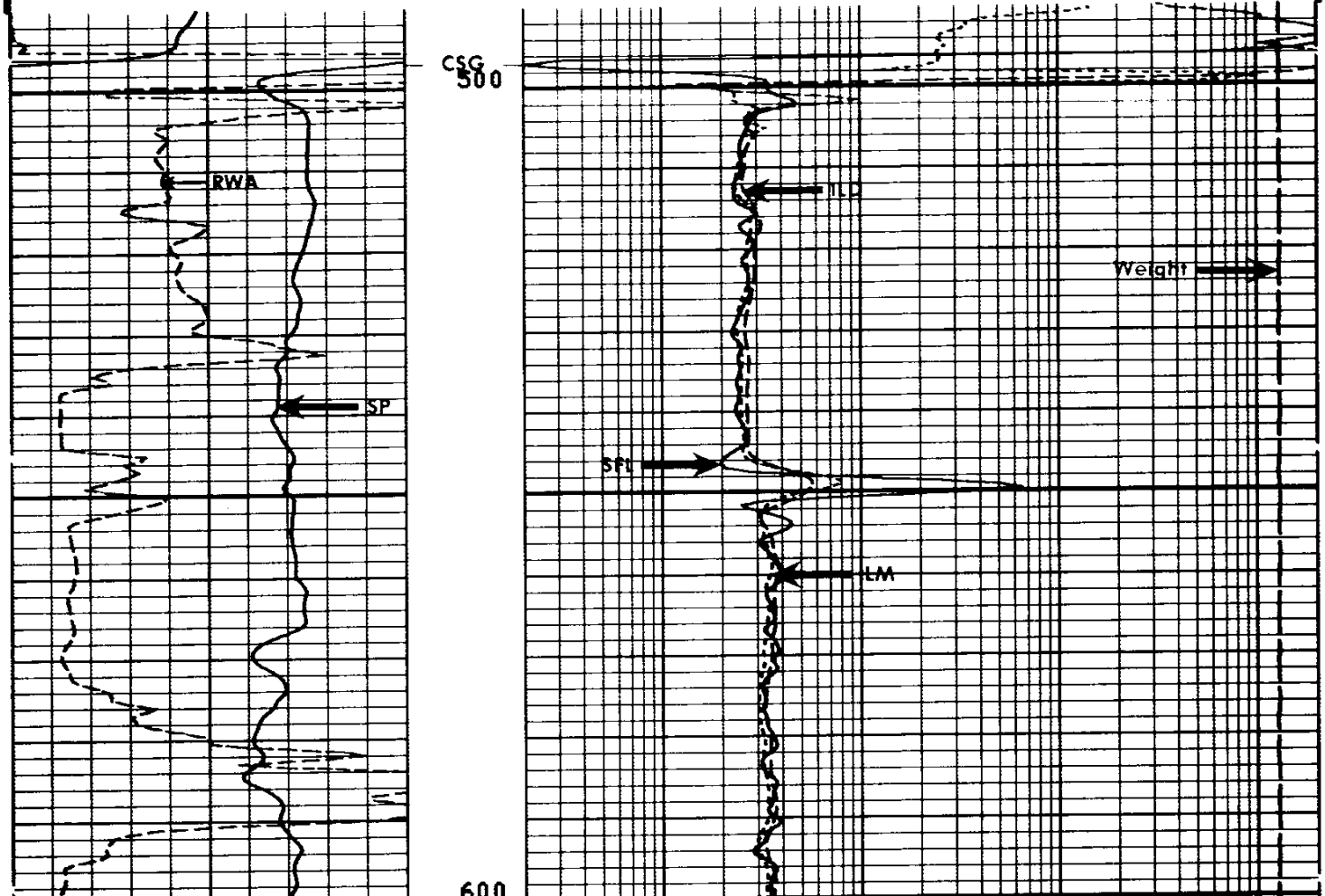

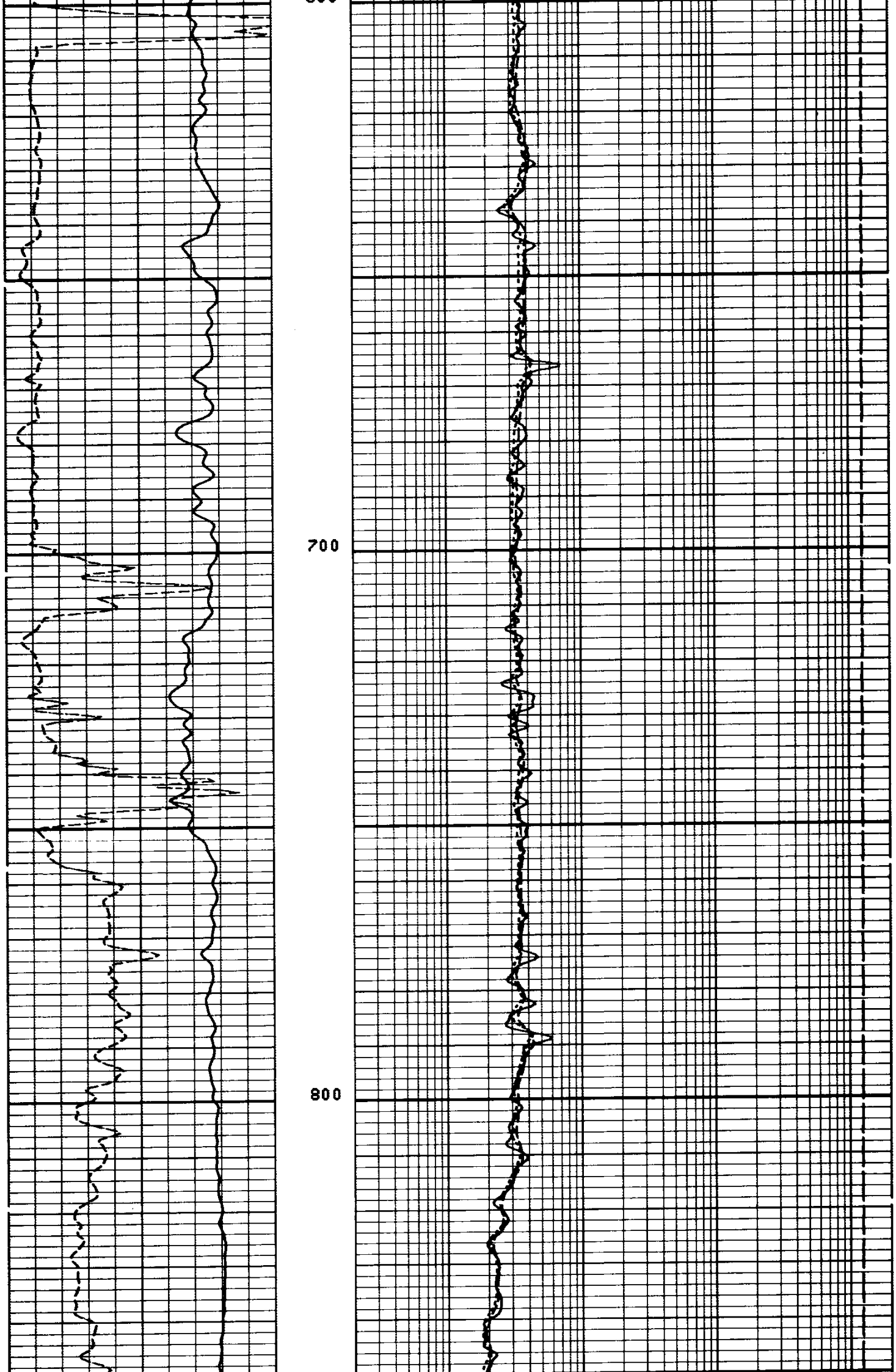

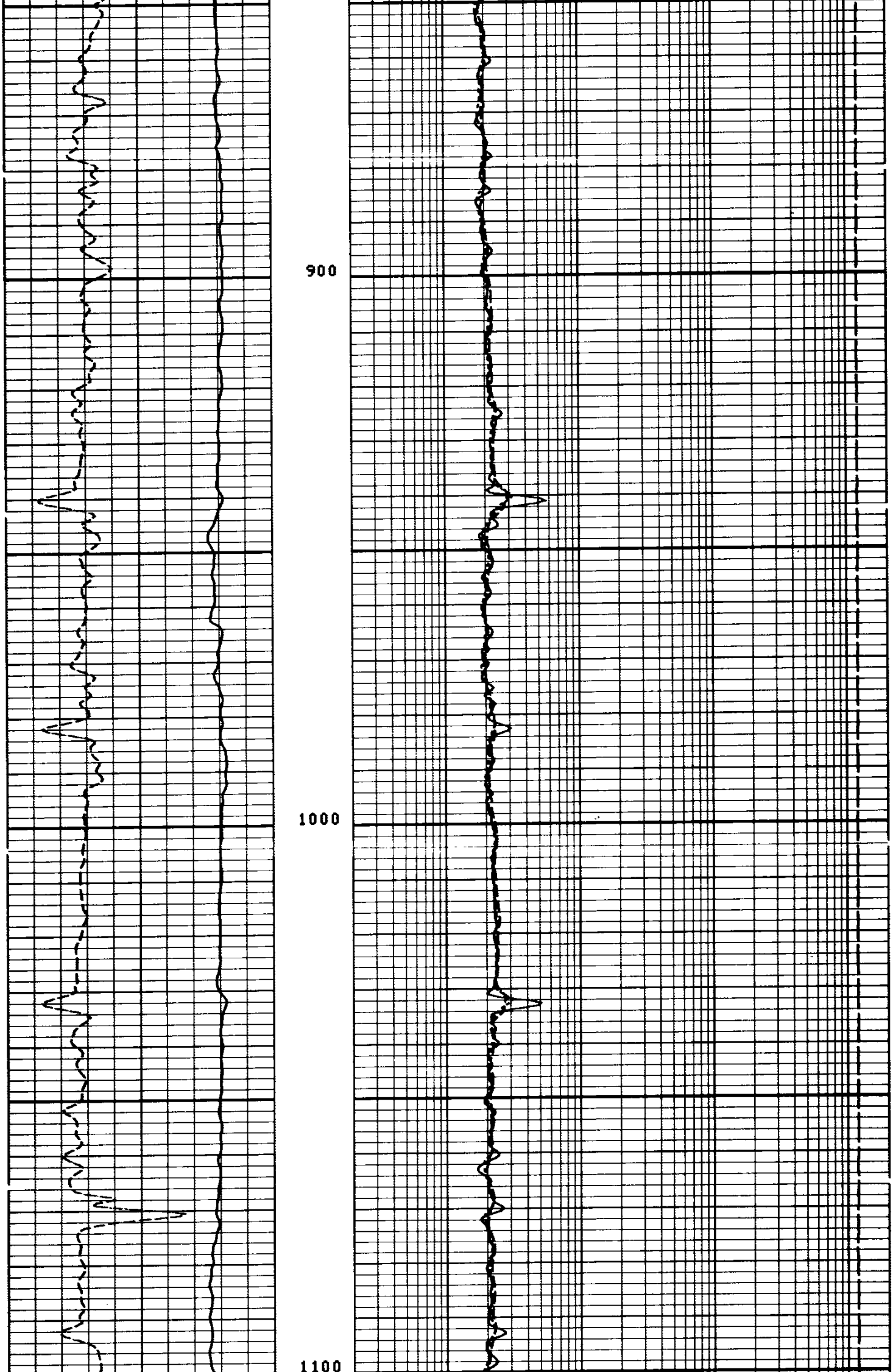

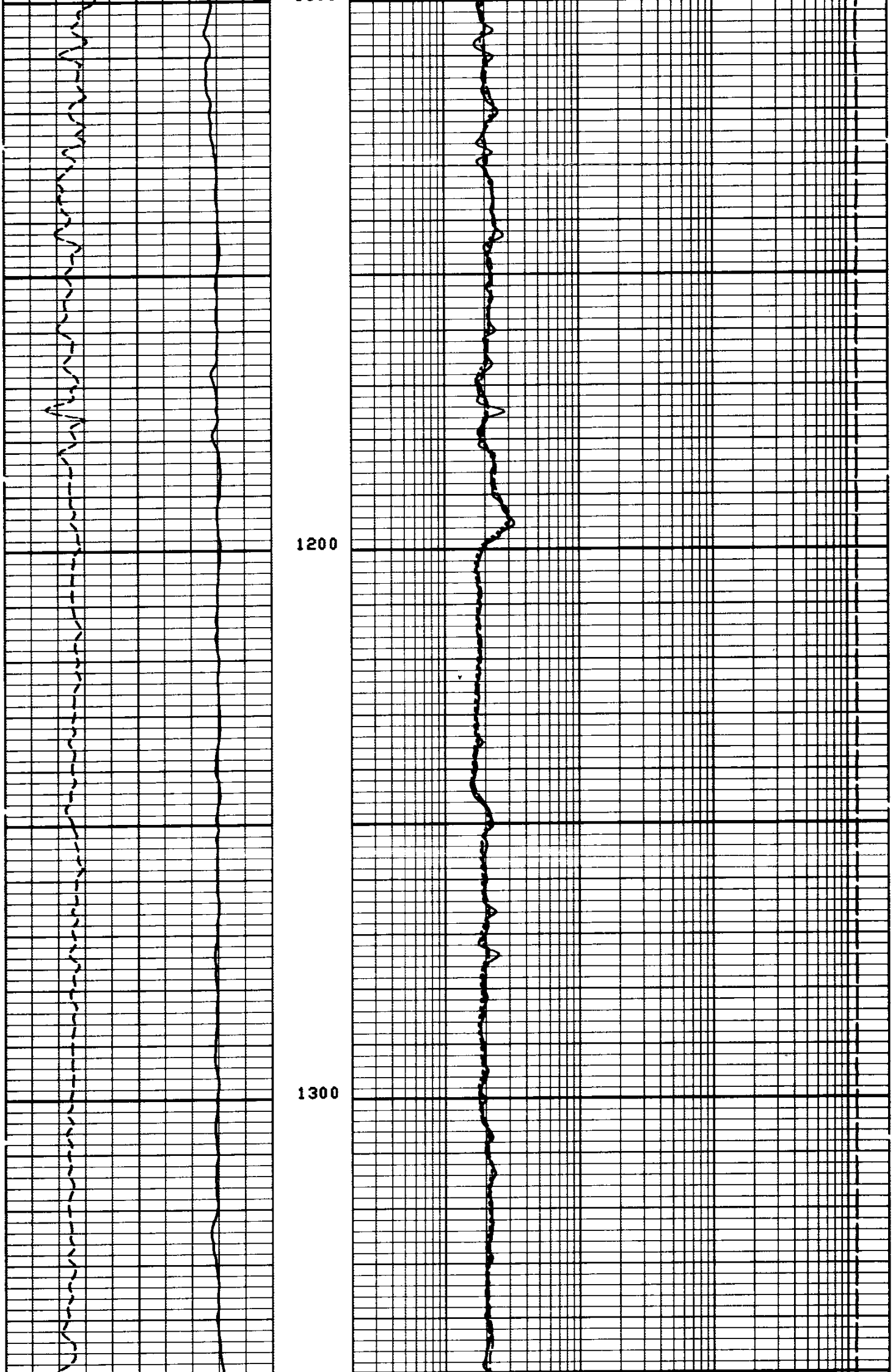

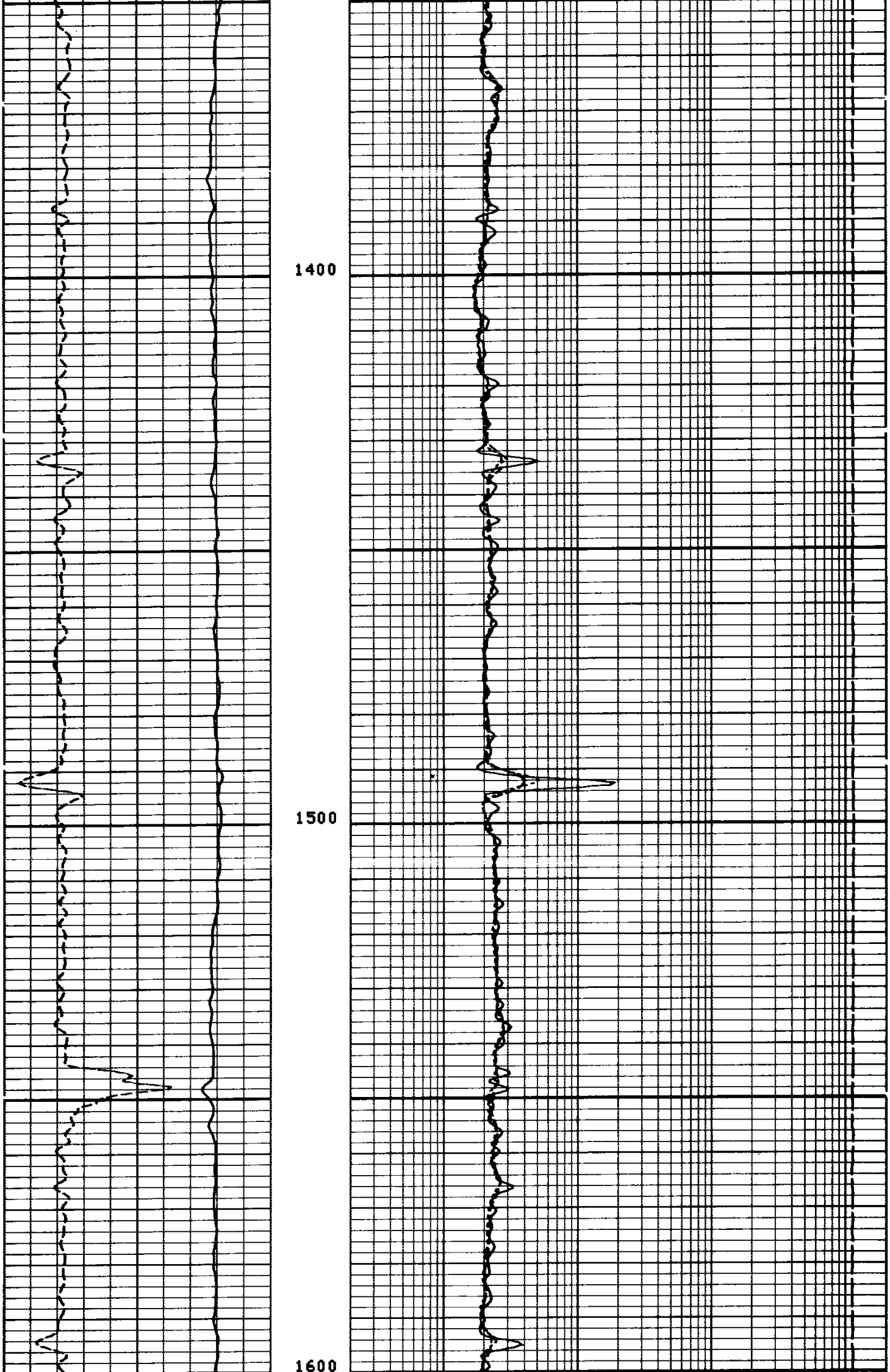

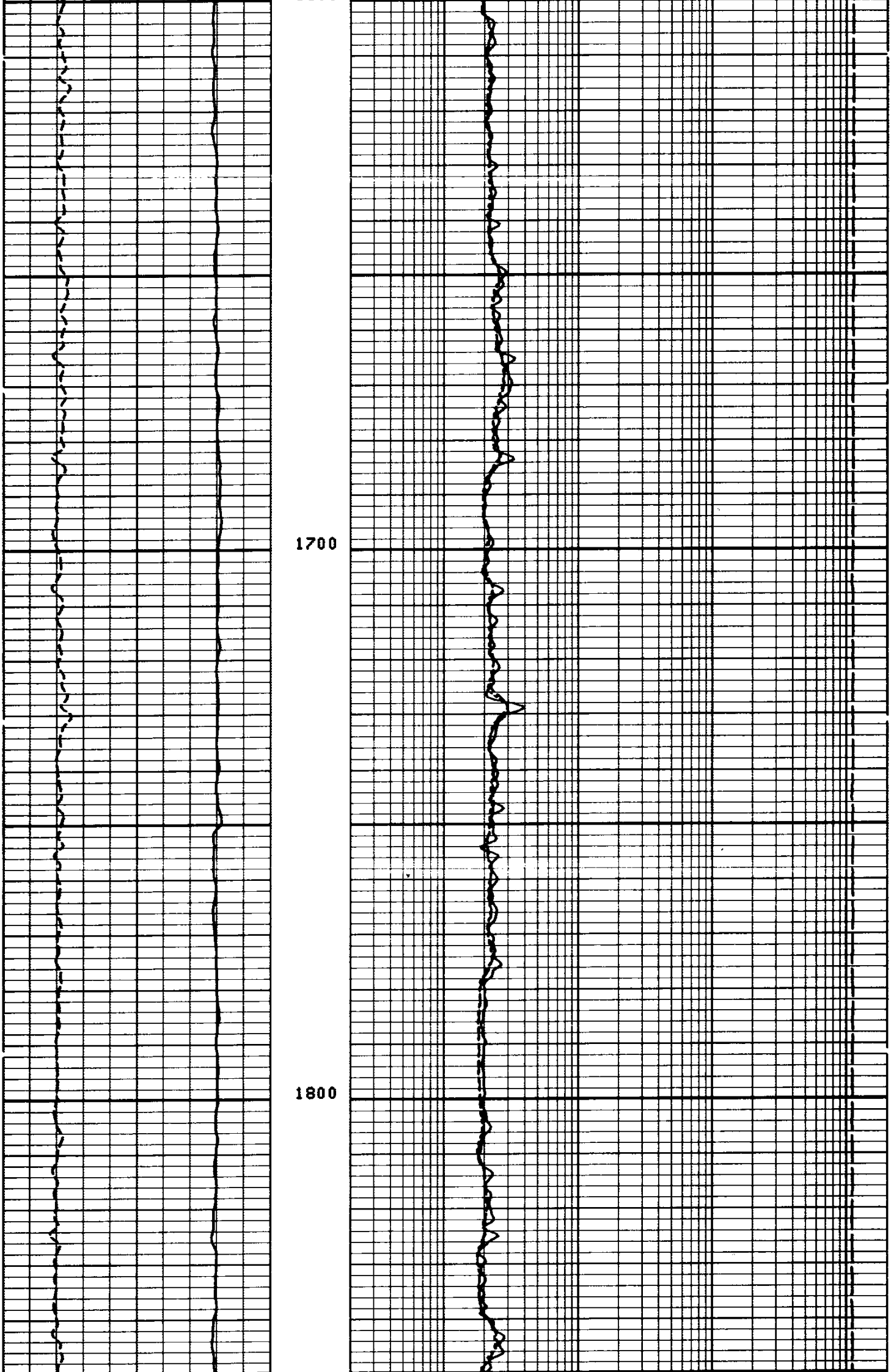

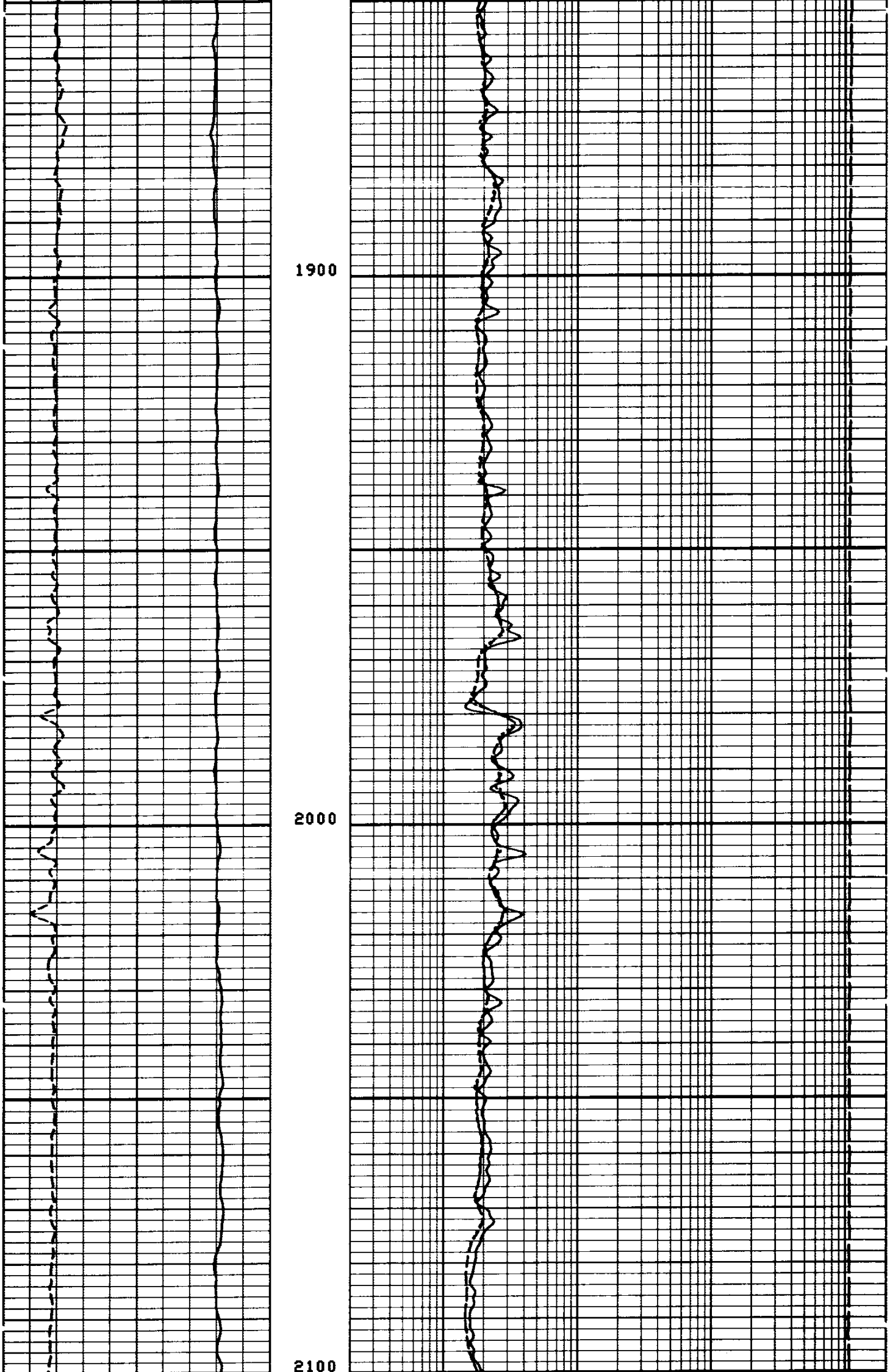

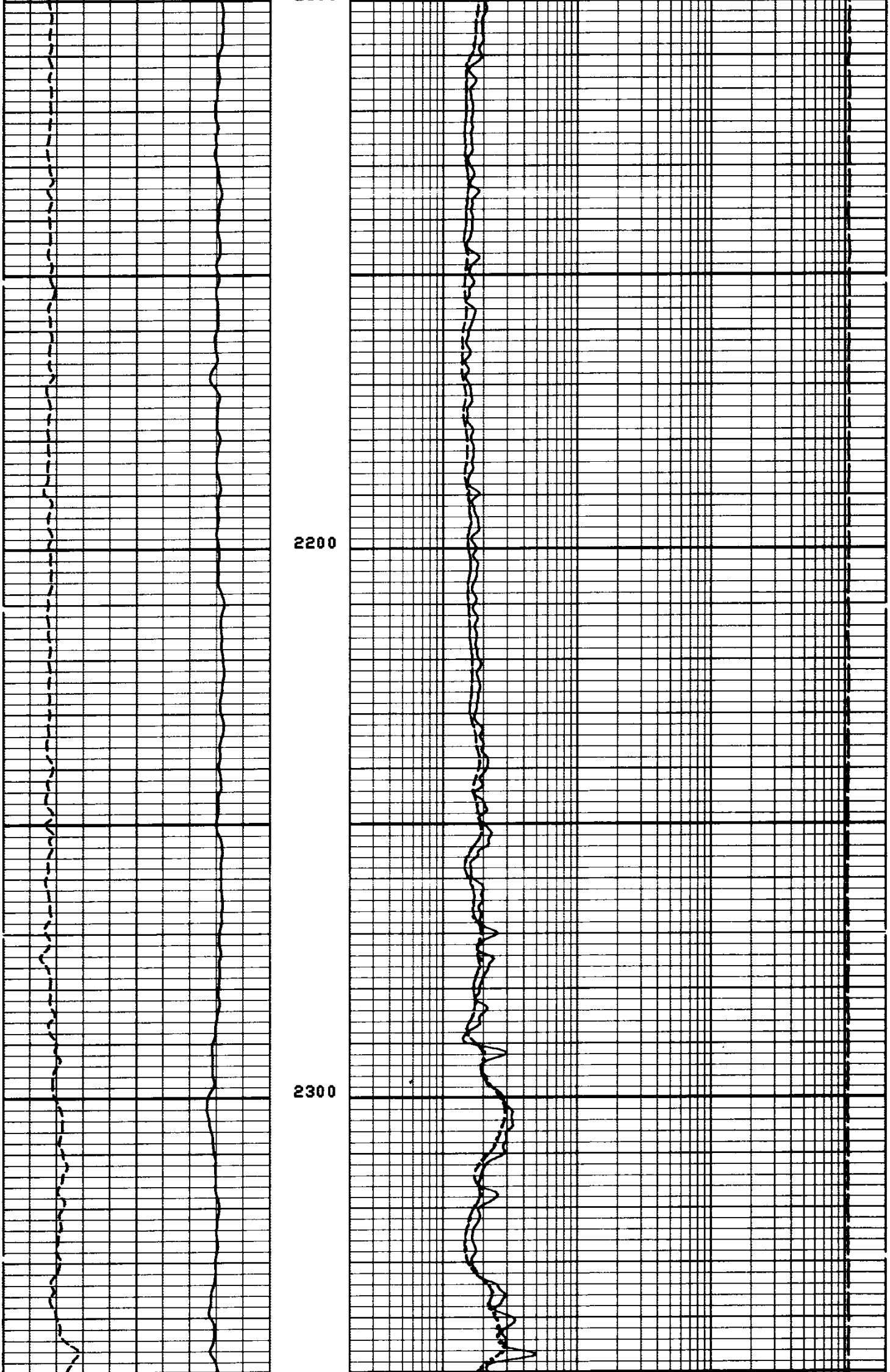

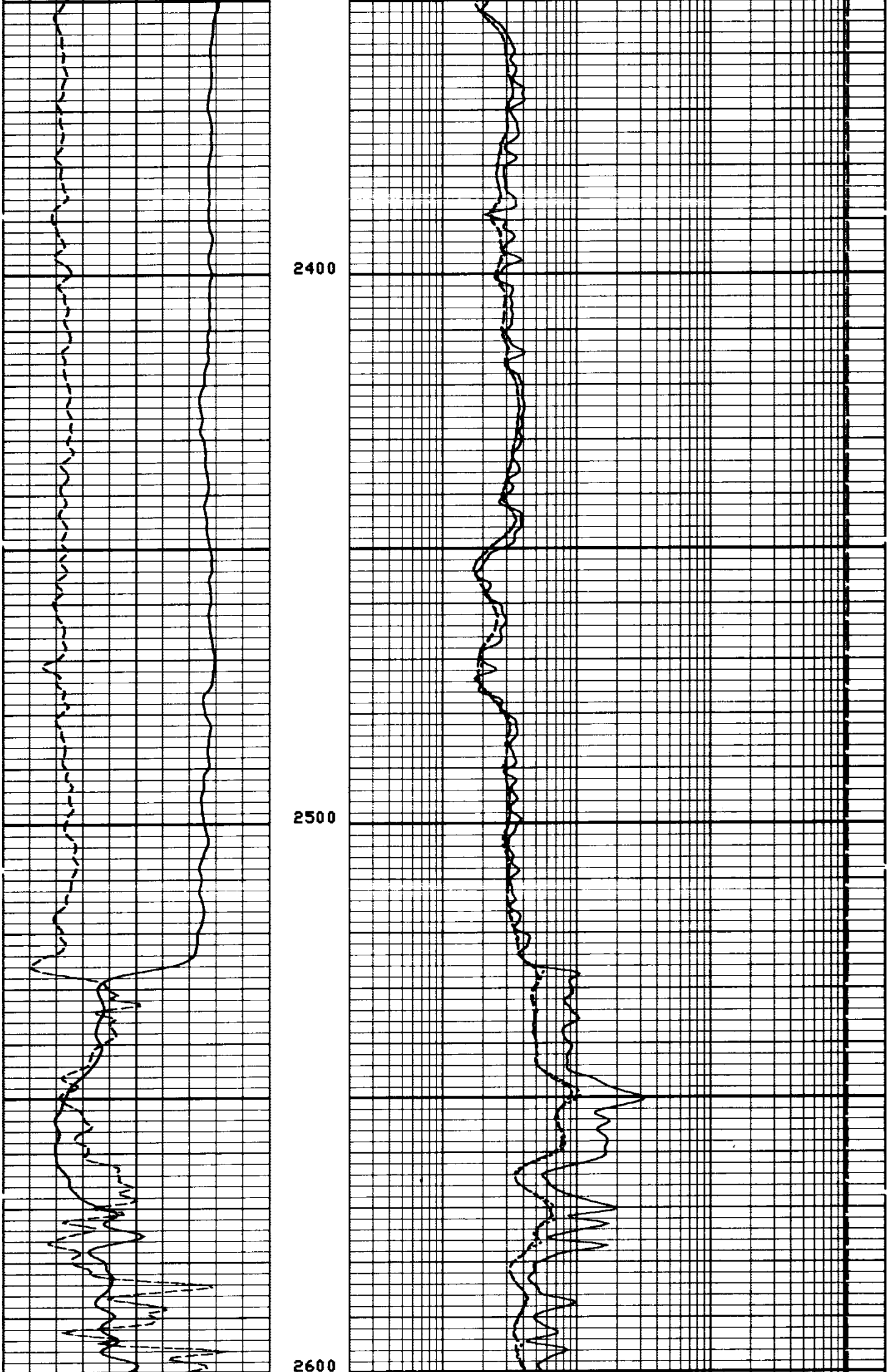

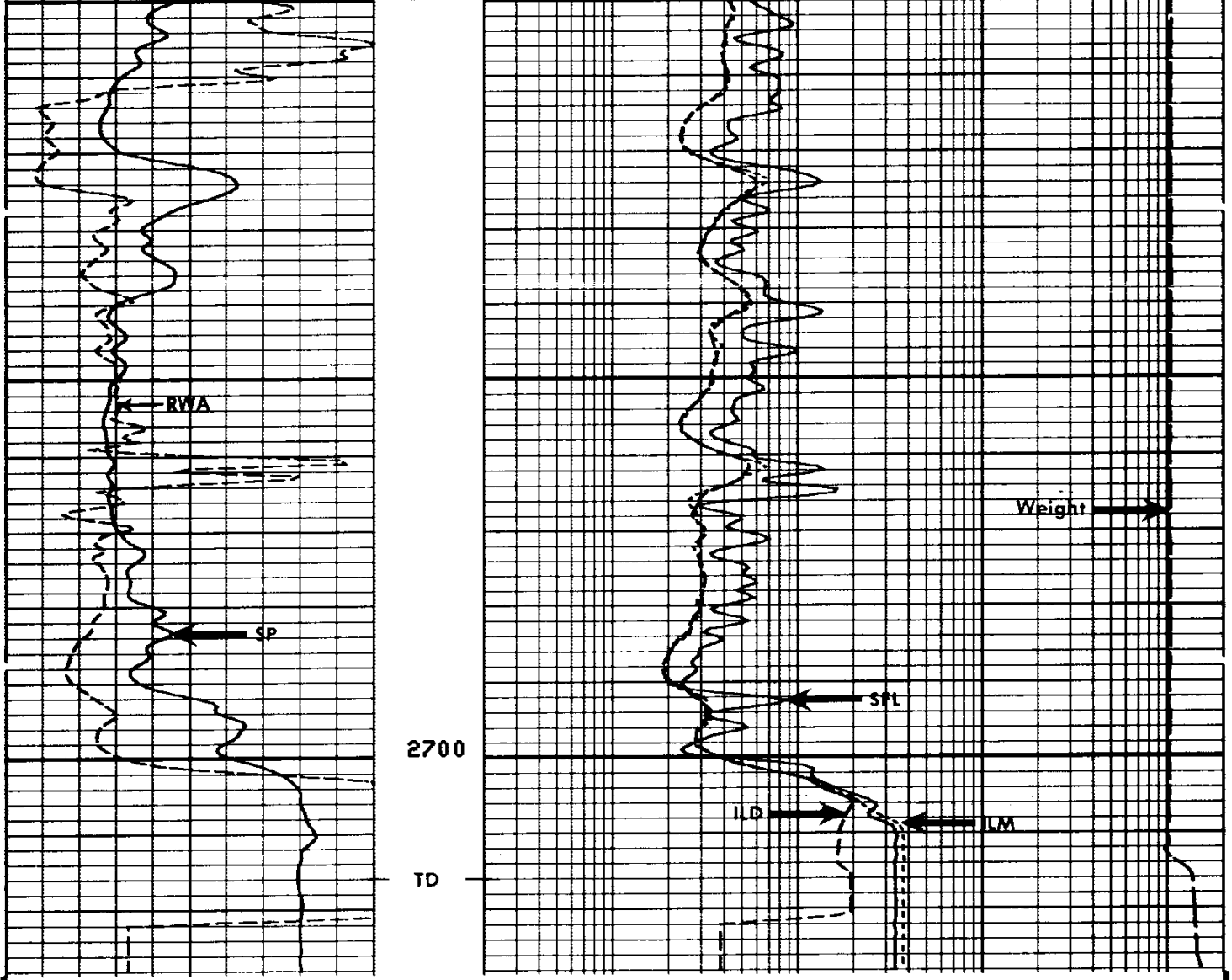

FILE 3 24-SEP-84 20:04

TENS(LB)
10000. 0.0

ILD (OHMM)
.20000 2000.0

RWA (OHMM)
0.0 3.0000

ILM (OHMM)
.20000 2000.0

SP (MV)
-100.0 0.0

SFLU(OHMM)
.20000 2000.0

SENSOR MEASURE POINT TO TOOL ZERO

CBL	43.9	FEET	AMPL	43.9	FEET
TT3	40.1	FEET	TT4	39.1	FEET
TT1	42.9	FEET	TT2	43.9	FEET
CALI	31.8	FEET	SRAT	41.4	FEET
SFL	6.4	FEET	ILD	9.4	FEET
SP	2.5	FEET	ILM	5.7	FEET
TENS	2.5	FEET	SPAR	2.5	FEET
NOIS	35.6	FEET			

PARAMETERS

NAME	VALUE	UNIT	NAME	VALUE	UNIT

WSY1 WF1
DSIN 5 US
CDTS 100.000
DTF 189.000 US/F
SBR 1.00000 OHMM
BHS OPEN
BS 7.87500 IN

DWS 16
DDEL 200 US
DWCO 512
DTM 56.0000 US/F
DSEC 7.70000 MMHO
MSEC 5.80000 MMHO

RWA (OHMM)
0.0 3.0000
SP (MV)
-100.0 0.0

TENS(LB)
10000. 0.0
ILD (OHMM)
.20000 2000.0
ILM (OHMM)
.20000 2000.0
SFLU(OHMM)
.20000 2000.0

REPEAT SECTION

FILE 2 24-SEP-84 19:57

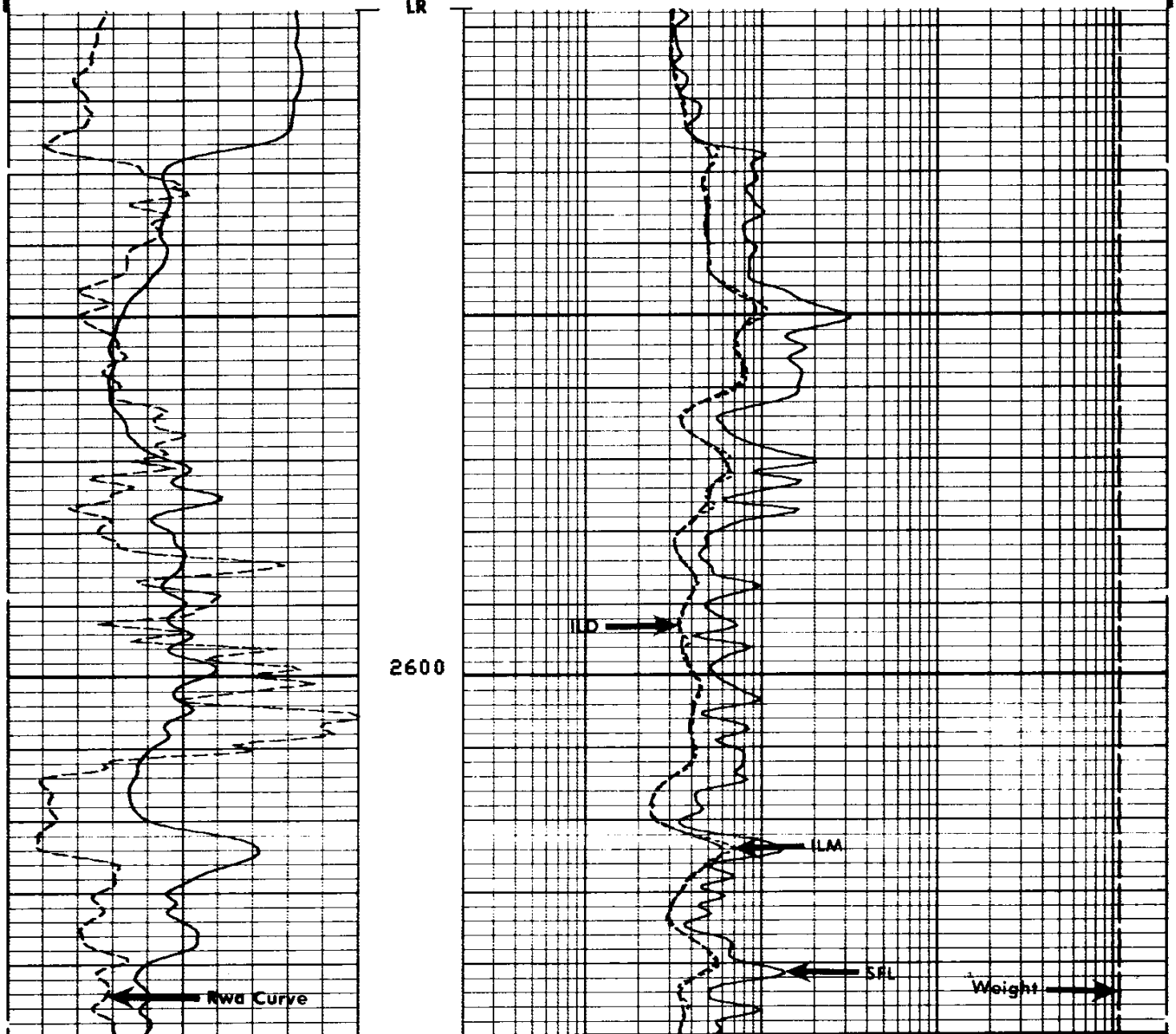

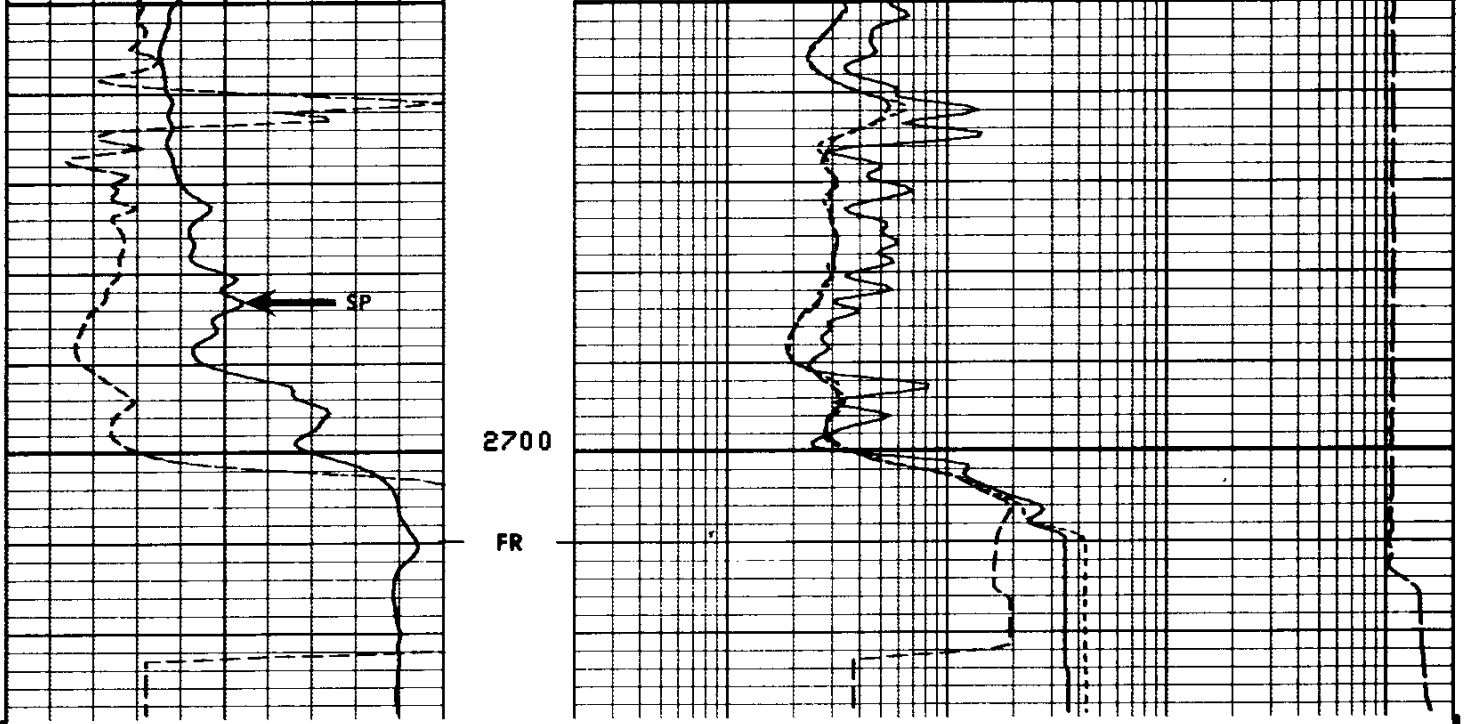

REPEAT SECTION FILE 2 24-SEP-84 19:52

TENS(LB)
10000. 0.0
ILD (OHMM)
.20000 2000.0
ILM (OHMM)
.20000 2000.0
SFLU(OHMM)
.20000 2000.0

RWA (OHMM)
0.0 3.0000
SP (MV)
-100.0 0.0

SENSOR MEASURE POINT TO TOOL ZERO

CBL	43.9	FEET	AMPL	43.9	FEET
TT3	40.1	FEET	TT4	39.1	FEET
TT1	42.9	FEET	TT2	43.9	FEET
CALI	31.8	FEET	SRAT	41.4	FEET
SFL	6.4	FEET	ILD	9.4	FEET
SP	2.5	FEET	ILM	5.7	FEET
TENS	2.5	FEET	SPAR	2.5	FEET
NOIS	35.6	FEET			

PARAMETERS

NAME	VALUE	UNIT	NAME	VALUE	UNIT
WSV1	WF1		DWS	16	
DSIN	5	US	DDEL	200	US
CDTS	100.000		DWCO	512	
DTF	189.000	US/F	DTM	56.0000	US/F
SBR	1.00000	OHMM	DSEC	7.70000	MMHO
BHS	OPEN		MSEC	5.80000	MMHO
BS	7.87500	IN			

BEFORE SURVEY CALIBRATION SUMMARY

PERFORMED: 84/09/24
PROGRAM FILE: ISN (VERSION 26.2 83/11/17)

DITD ELECTRONICS CALIBRATION SUMMARY

```
                MEASURED                          CALIBRATED
              ZERO     PLUS                    ZERO      PLUS           UNITS
      ILD      1.7     542.4                    0.0      497.7           MMHO
      ILM       .4     515.1                    0.0      501.9           MMHO
      SFL       .4     527.5                    0.0      500.0           MMHO

   ILD   SONDE ERROR CORRECTION :          7.7 MMHO
   ILM   SONDE ERROR CORRECTION :          5.8 MMHO
                     AFTER SURVEY TOOL CHECK SUMMARY


     PERFORMED:      84/09/24
     PROGRAM FILE: ISN     (VERSION     26.2     83/11/17)


   DITD                          TOOL   CHECK

                           ZERO                           PLUS
                   BEFORE          AFTER           BEFORE        AFTER      UNITS
      ILD           0.0              .1            497.7         496.4      MMHO
      ILM           0.0              .1            501.9         500.6      MMHO
      SFL           0.0              .0            500.0         498.1      MMHO

   ILD   SONDE ERROR CORRECTION :          7.7 MMHO
   ILM   SONDE ERROR CORRECTION :          5.8 MMHO

                           FILE     5       24-SEP-84 20:47
```

```
                      SHOP SUMMARY


     PERFORMED:      84/09/04
     PROGRAM FILE: SHOP    (VERSION     26.2     83/11/17)


   DITD                    ELECTRONICS CALIBRATION SUMMARY

                     TEST LOOP CALIBRATION               TOOL CHECK
                  MEASURED          CALIBRATED           CALIBRATED
               ZERO     PLUS      ZERO       PLUS       ZERO      PLUS      UNITS
      ILD      -5.4     533.8      0.0       500.0       0.0      497.7     MMHO
      ILM      -4.9     505.3      0.0       500.0       0.0      502.2     MMHO
   ILD   SONDE ERROR CORRECTION :          7.7 MMHO
   ILM   SONDE ERROR CORRECTION :          5.8 MMHO

                         (IS:567 , IC:658 )
```