Schlumberger

5" BHC-SONIC

CSU Field Log

COMPANY:	REICHHOLD ENERGY CORPORATION
WELL:	"PAUL" #34-32 REDRILL #2
FIELD:	MIST
COUNTY:	COLUMBIA
STATE:	OREGON
NATION:	USA
LOCATION:	741'N & 255'E FROM SOUTH 1/4 CORNER OF
SEC:	32 TWP: 7N RGE: 25W

OTHER SERVICES-
DIL
FDC/CNL/GR

PERMANENT DATUM:	GL
ELEV. OF PERM. DATUM:	614.0 F
LOG MEASURED FROM:	KB
13.0 F	ABOVE PERM. DATUM
DRLG. MEASURED FROM:	KB

ELEVATIONS-
KB: 627.0 F
DF:
GL: 614.0 F

PROGRAM
TAPE NO:
26.2
SERVICE
ORDER NO:
432549

DATE:	24 SEP 84
RUN NO:	1
DEPTH-DRILLER:	2719.0 F
DEPTH-LOGGER:	2716.0 F
BTM. LOG INTERVAL:	2674.0 F
TOP LOG INTERVAL:	497.0 F
CASING-DRILLER:	497 F
CASING-LOGGER:	497 F
CASING:	8 5/8
BIT SIZE:	7 7/8

TYPE FLUID IN HOLE:	GEL/LIGNO
DENSITY:	10.0 LB/G
VISCOSITY:	51.0 S
PH:	9.0
FLUID LOSS:	6.4 C3
SOURCE OF SAMPLE:	FLOWLINE
RM:	1.560 OHMM AT 74.0 DEGF
RMF:	1.230 OHMM AT 69.0 DEGF
RMC:	2.070 OHMM AT 69.0 DEGF
SOURCE RMF/RMC:	MEASURED/MEASURED
RM AT BHT:	1.226 OHMM AT 96.0 DEGF
RMF AT BHT:	.907 OHMM AT 96.0 DEGF
RMC AT BHT:	1.527 OHMM AT 96.0 DEGF

TIME CIRC. STOPPED: 17:00
TIME LOGGER ON BTM.: 19:50

MAX. REC. TEMP: 96.0 DEGF

LOGGING UNIT NO: 8128
LOGGING UNIT LOC: SACRAMENTO
RECORDED BY: PILCH/ZWALLER
WITNESSED BY: THOMAS/ALGER

REMARKS:

850PPM CL

EQUIPMENT NUMBERS-

DIS-EC 567	DIC-DA 658	MCD-DA 1237	SLS-RC 252
SLC-FA 1468	IEM-BD-304	SLM-CA 138	SDM-BA 1331

ALL INTERPRETATIONS ARE OPINIONS BASED ON INFERENCES FROM ELECTRICAL OR OTHER MEASUREMENTS AND WE CANNOT, AND DO NOT GUARANTEE THE ACCURACY OR CORRECTNESS OF ANY INTERPRETATIONS, AND WE SHALL NOT, EXCEPT IN THE CASE OF GROSS OR WILLFUL NEGLIGENCE ON OUR PART, BE LIABLE OR RESPONSIBLE FOR ANY LOSS, COSTS, DAMAGES OR EXPENSES INCURRED OR SUSTAINED BY ANYONE RESULTING FROM ANY INTERPRETATION MADE BY ANY OF OUR OFFICERS, AGENTS OR EMPLOYEES. THESE INTERPRETATIONS ARE ALSO SUBJECT TO OUR GENERAL TERMS AND CONDITIONS AS SET OUT IN OUR CURRENT PRICE SCHEDULE.

CALI(IN) 6.0000 – 16.000		TENS(LB) 10000. – 0.0
SP (MV) -100.0 – 0.0		DT (US/F) 150.00 – 50.000

FILE 3 24-SEP-84 20:44

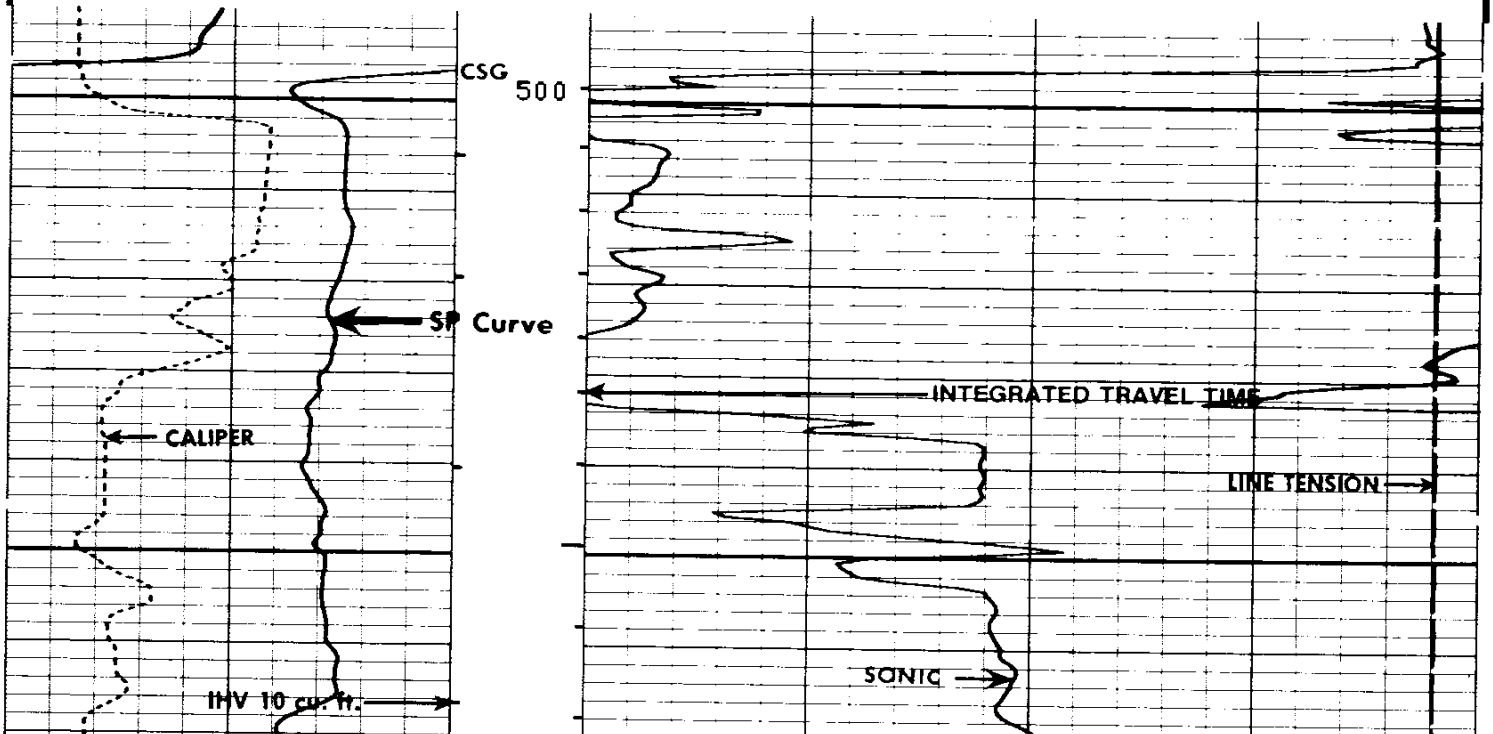

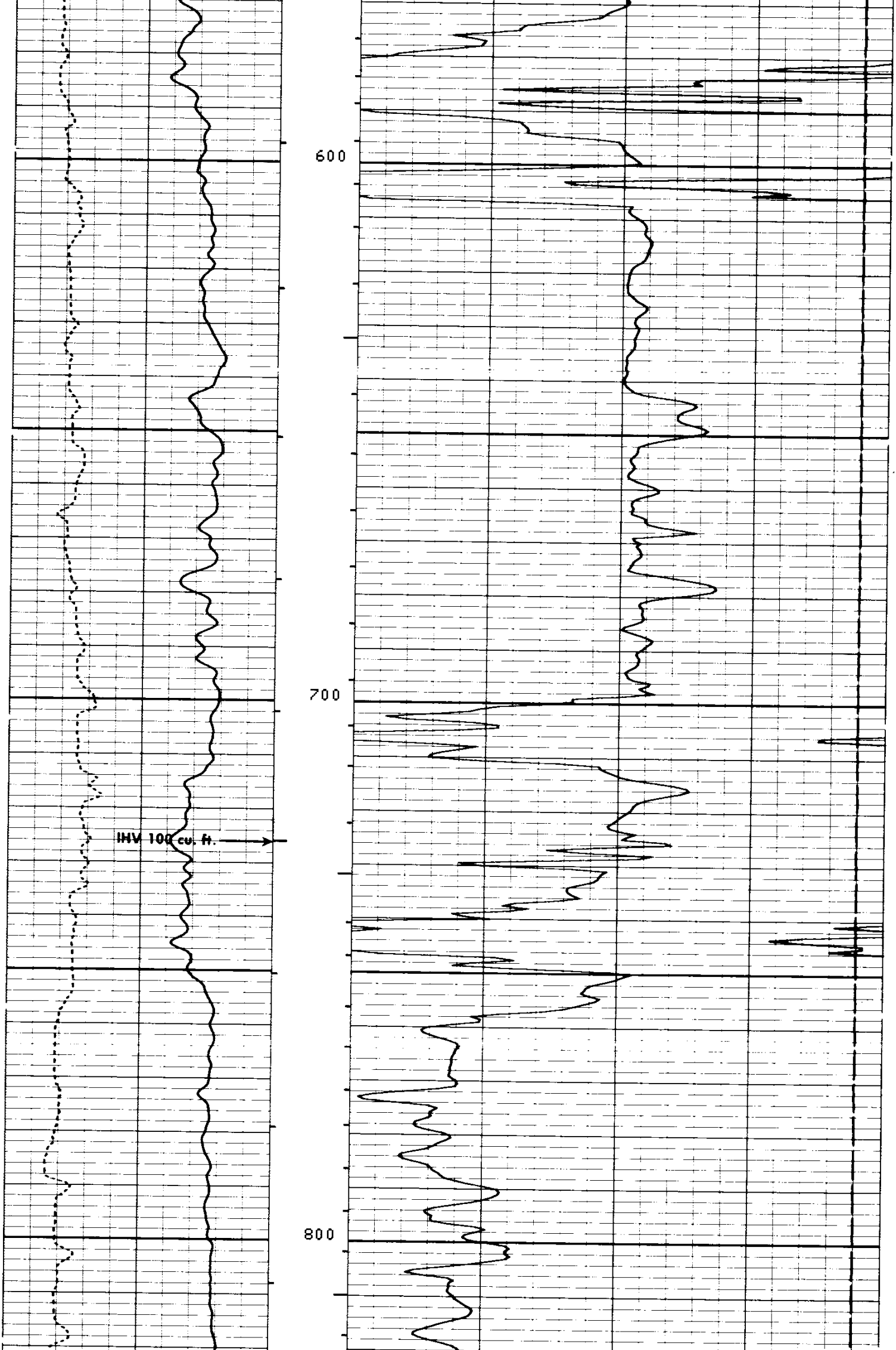

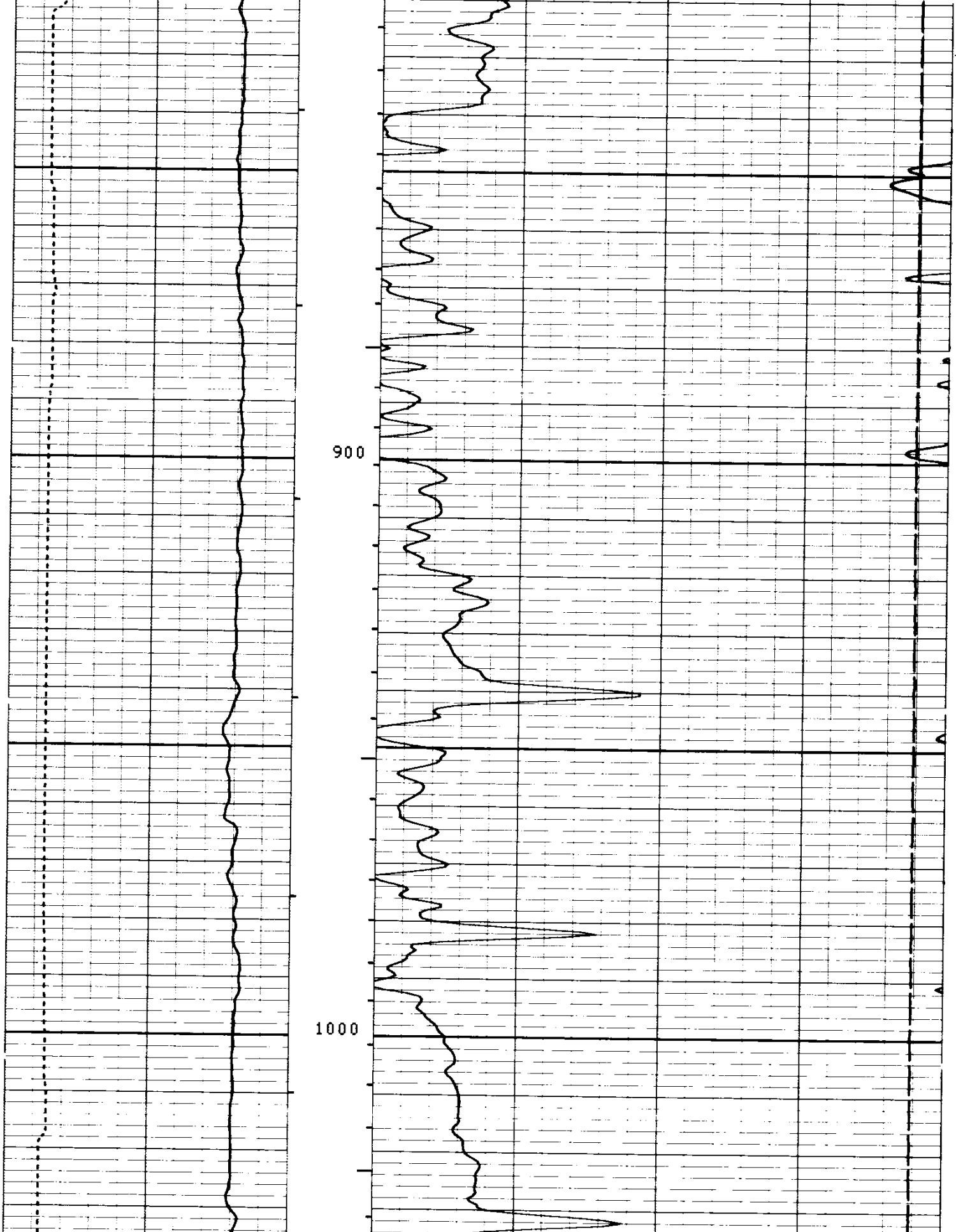

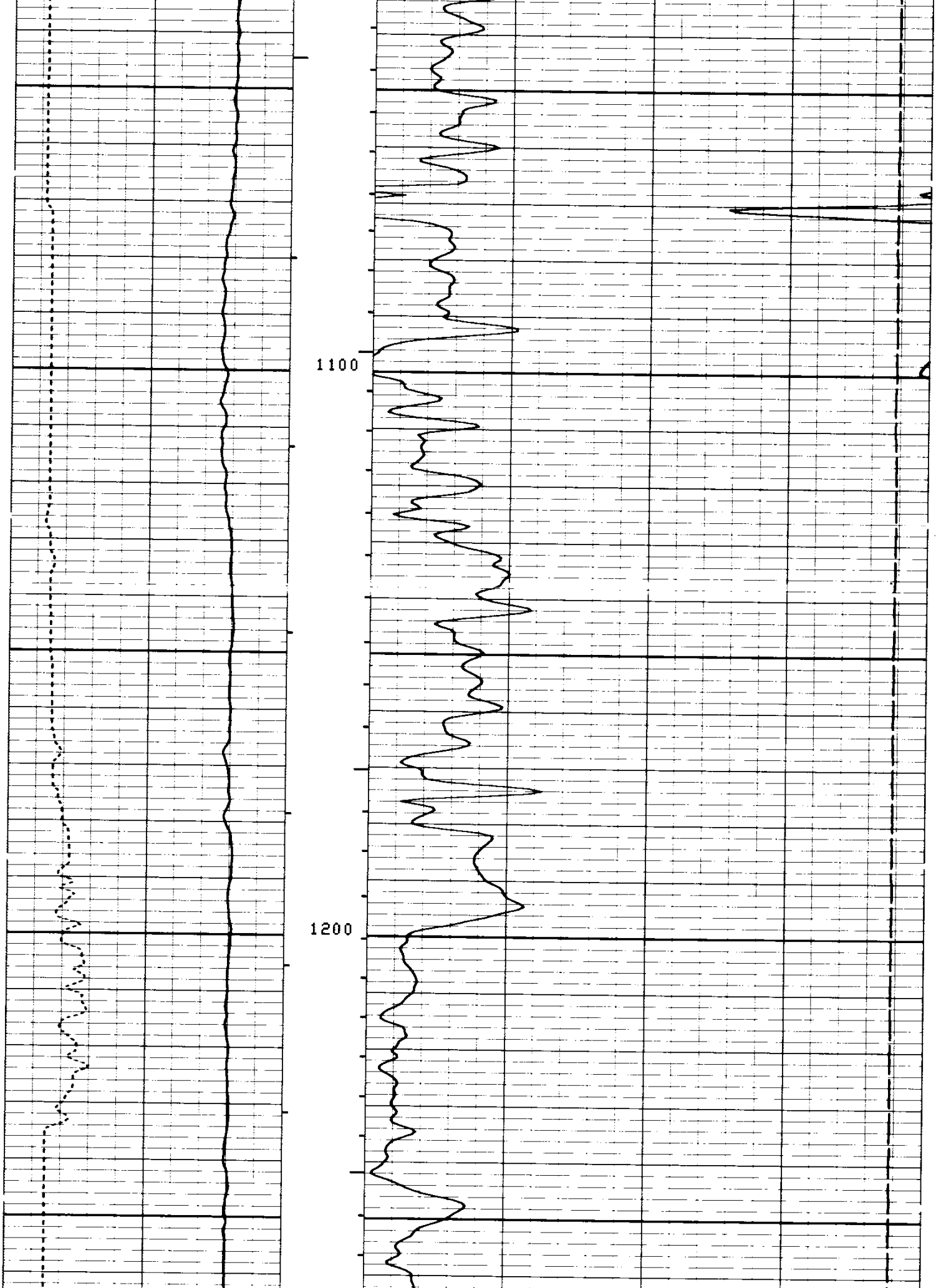

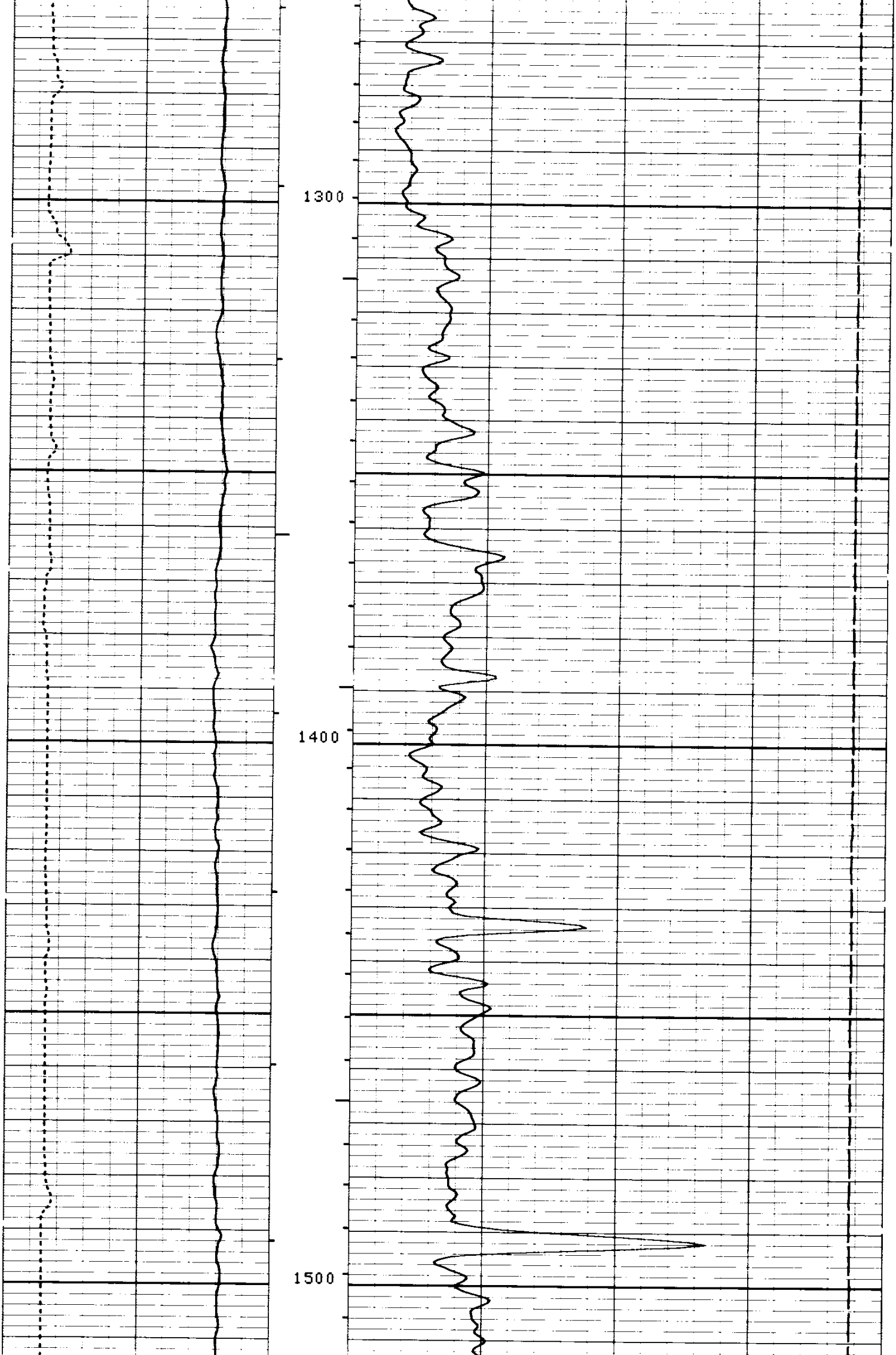

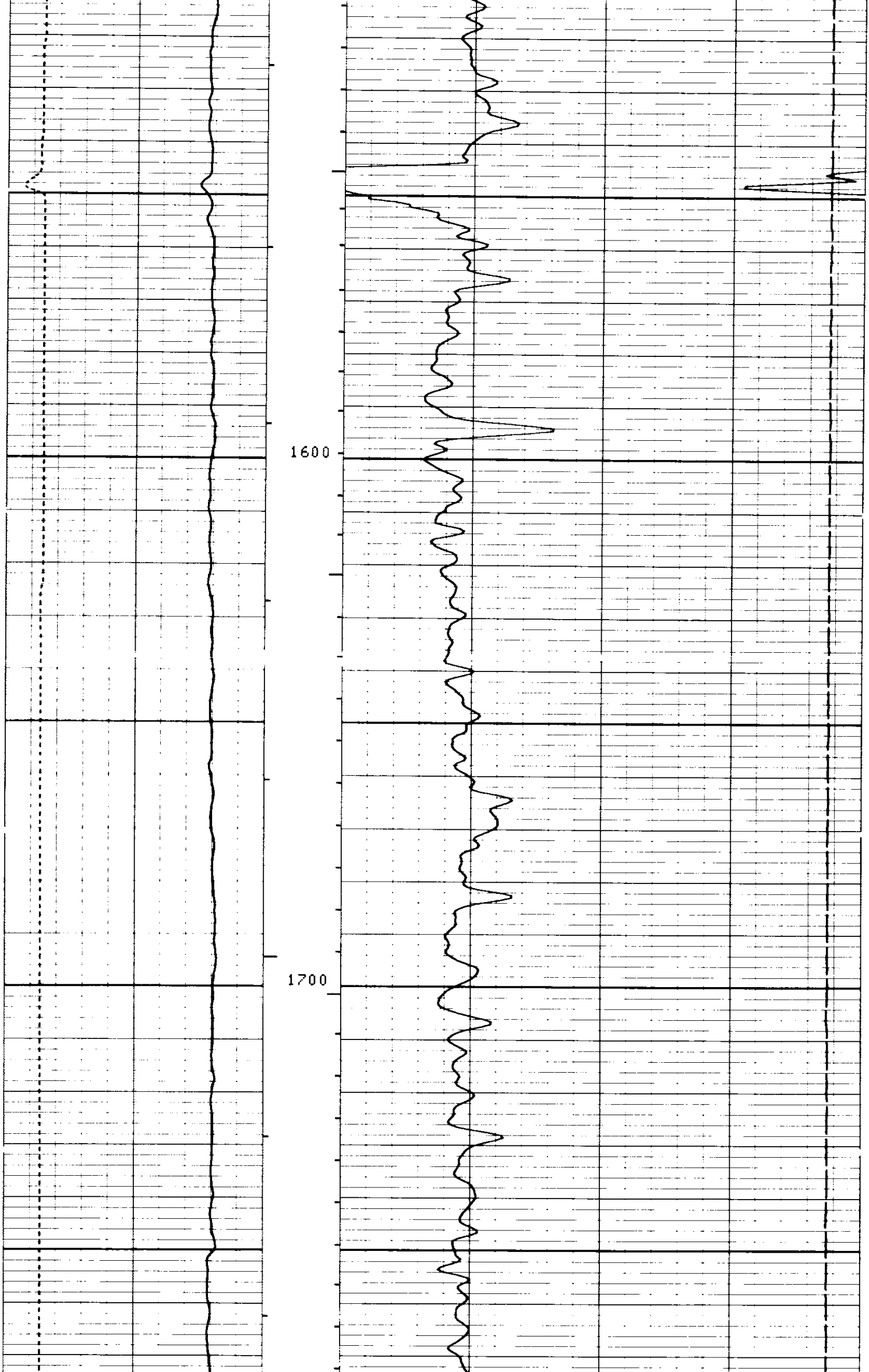

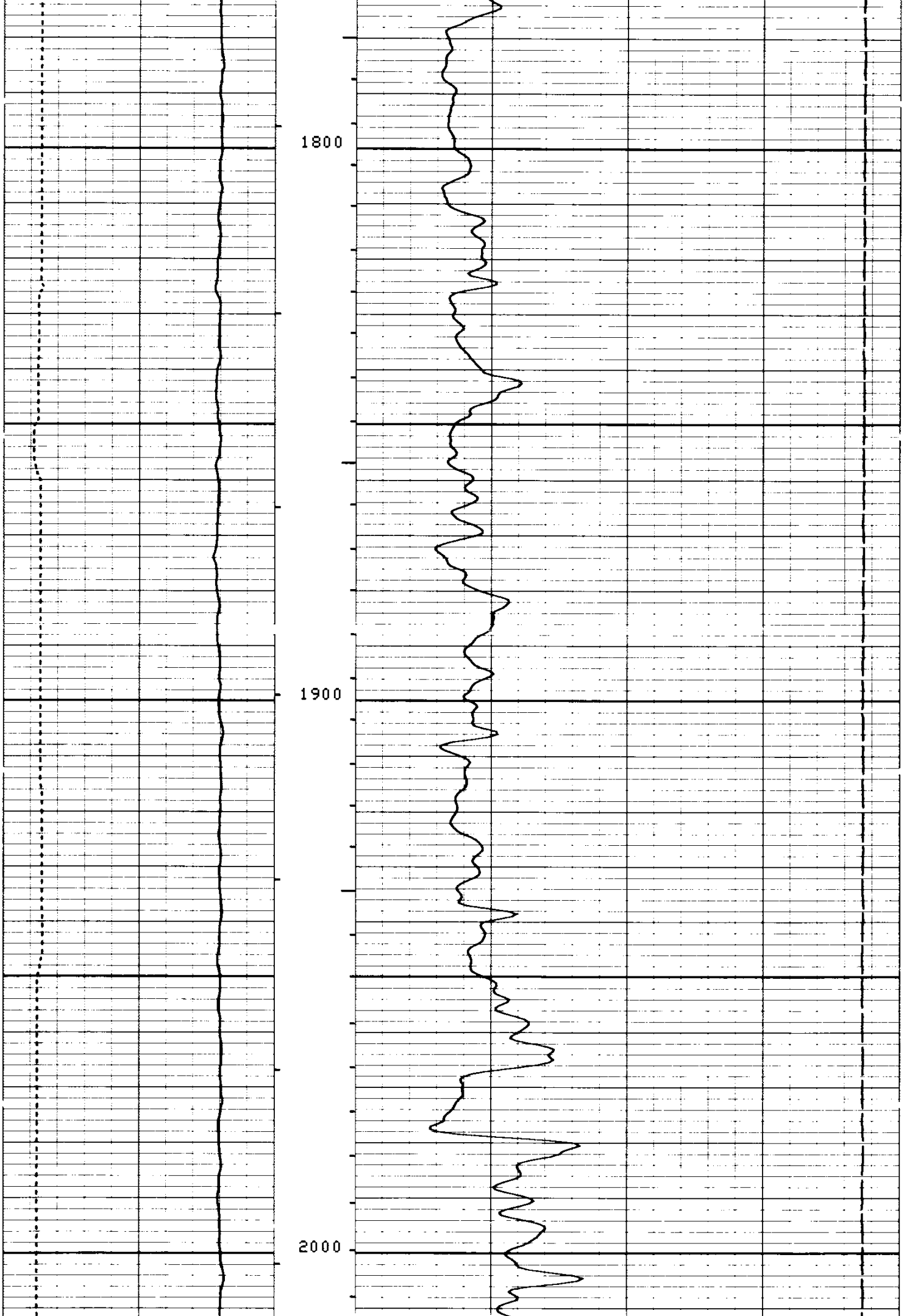

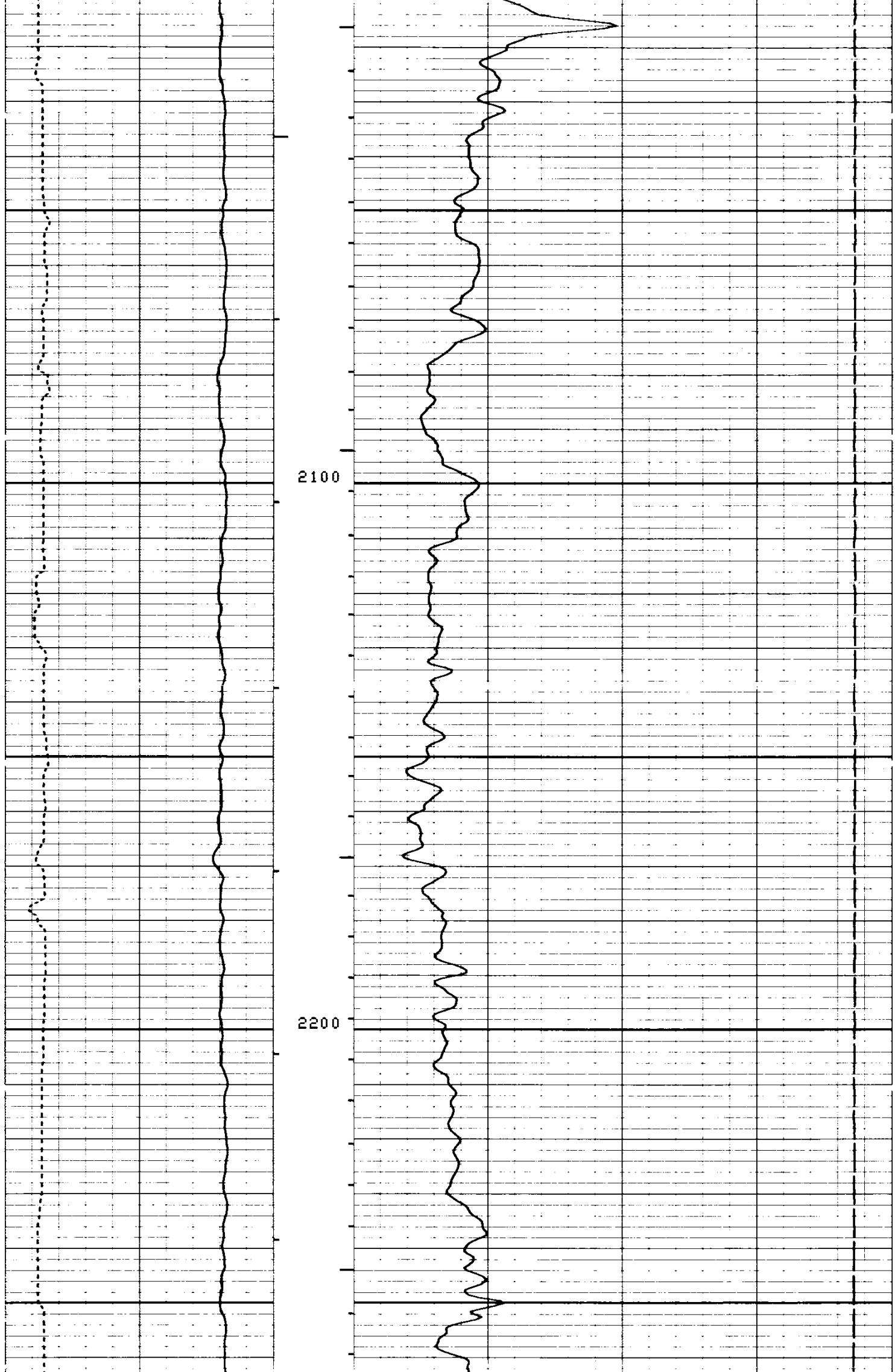

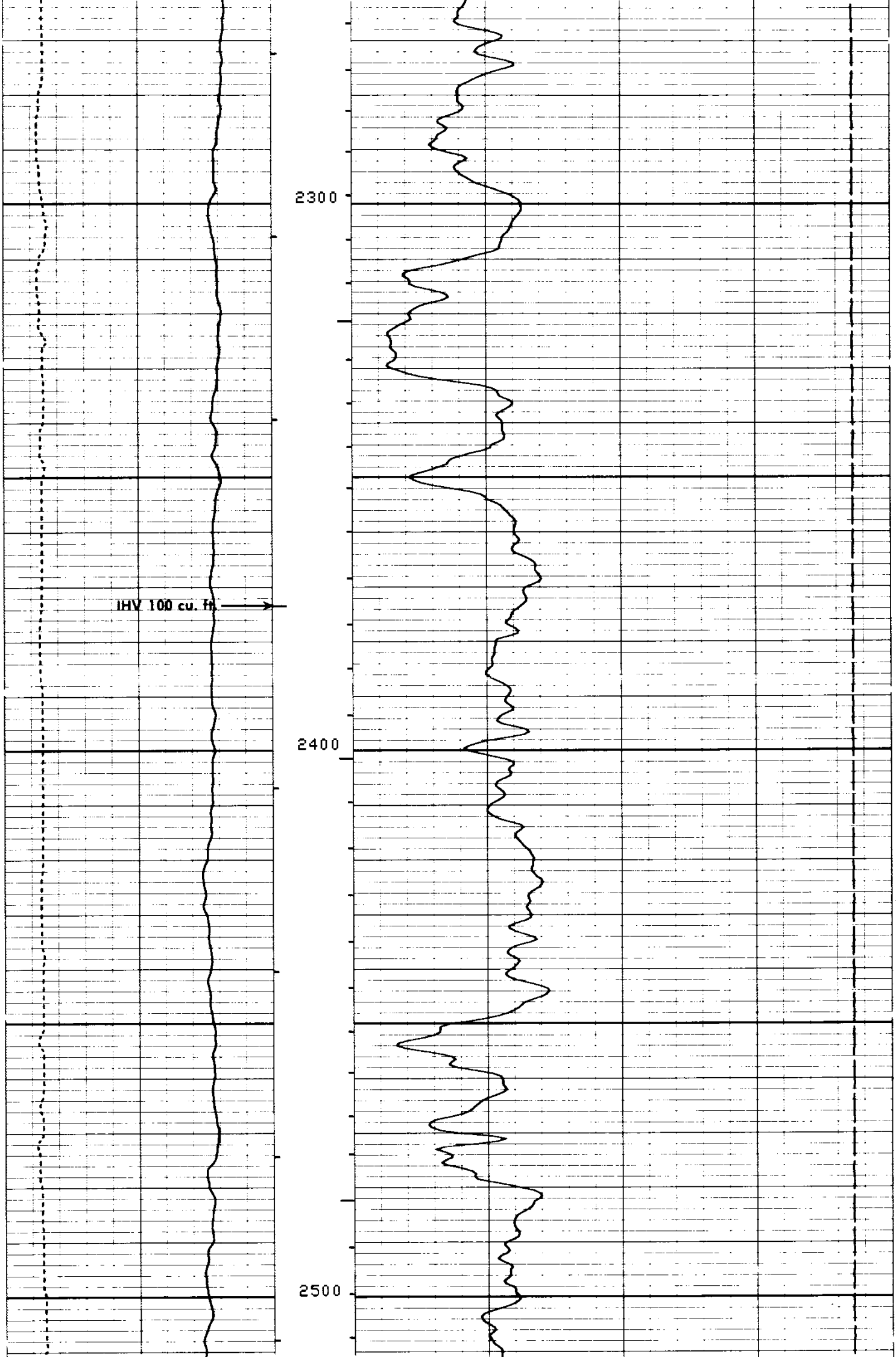

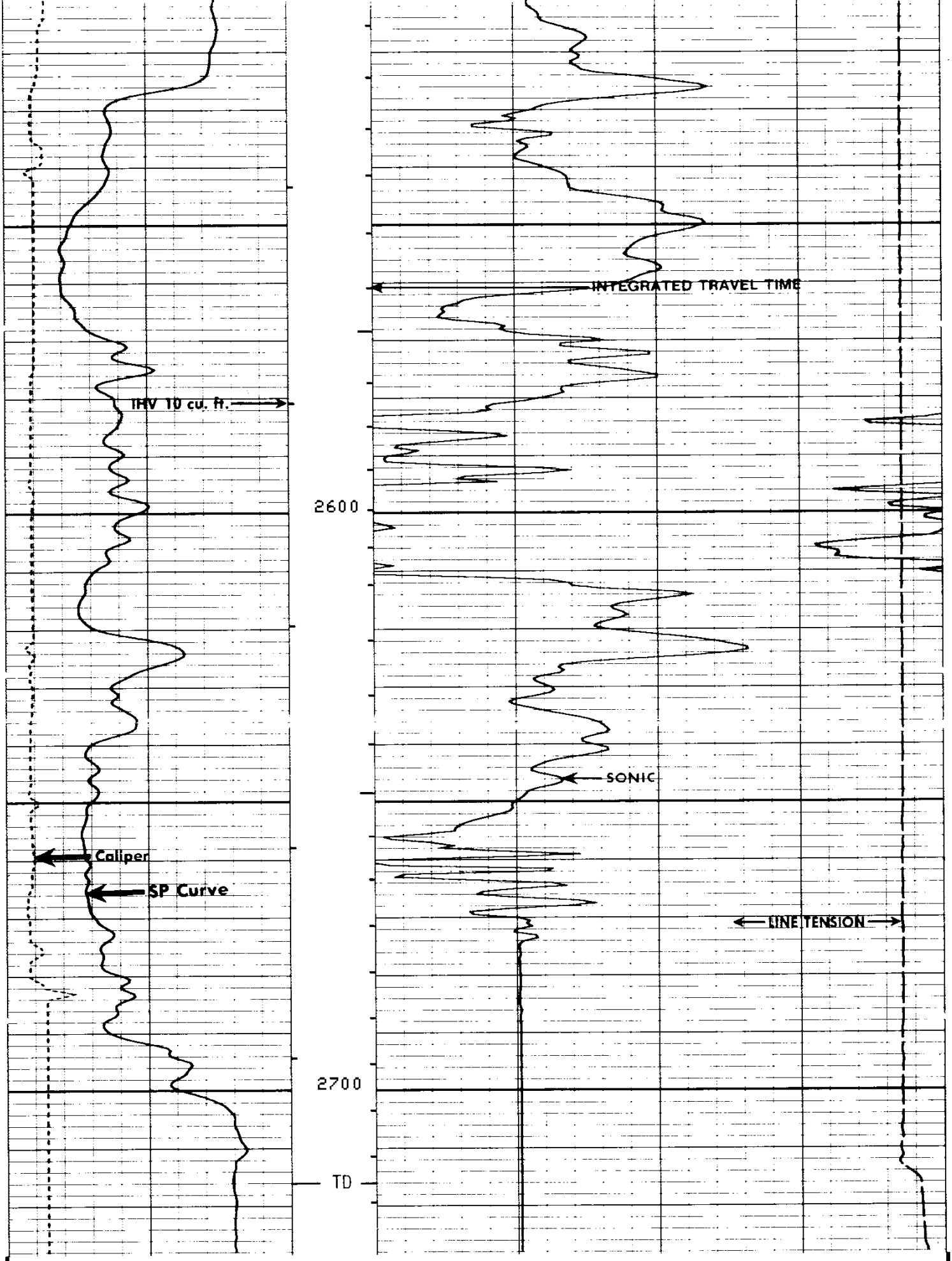

FILE 3 24-SEP-84 20:04

CALI(IN)
6.0000 16.000
SP (MV)
-100.0 0.0

TENS(LB)
10000. 0.0
DT (US/F)
150.00 50.000

SENSOR MEASURE POINT TO TOOL ZERO

CBL	43.9	FEET	AMPL	43.9	FEET
TT3	40.1	FEET	TT4	39.1	FEET
TT1	42.9	FEET	TT2	43.9	FEET
CALI	31.8	FEET	SRAT	41.4	FEET
SFL	6.4	FEET	ILD	9.4	FEET
SP	2.5	FEET	ILM	5.7	FEET
TENS	2.5	FEET	SPAR	2.5	FEET
NOIS	35.6	FEET			

PARAMETERS

NAME	VALUE	UNIT	NAME	VALUE	UNIT
WSV1	WF1		DWS	16	
DSIN	5	US	DDEL	200	US
CDTS	100.000		DWCO	512	
DTF	189.000	US/F	DTM	56.0000	US/F
SBR	1.00000	OHMM	DSEC	7.70000	MMHO
BHS	OPEN		MSEC	5.80000	MMHO
BS	7.87500	IN			

CALI(IN)
6.0000 16.000
SP (MV)
-100.0 0.0

TENS(LB)
10000. 0.0
DT (US/F)
150.00 50.000

FILE 2 24-SEP-84 19:57

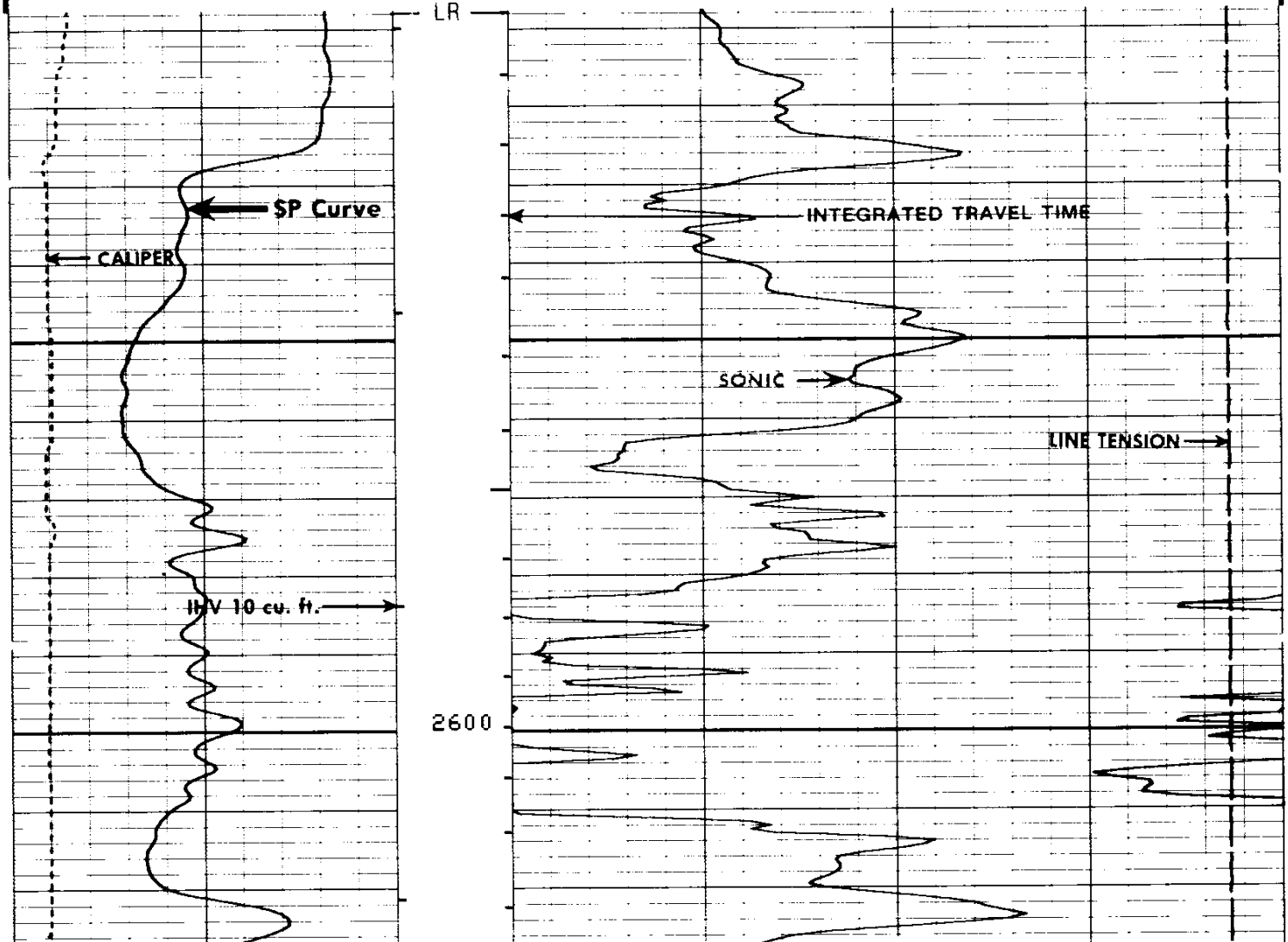

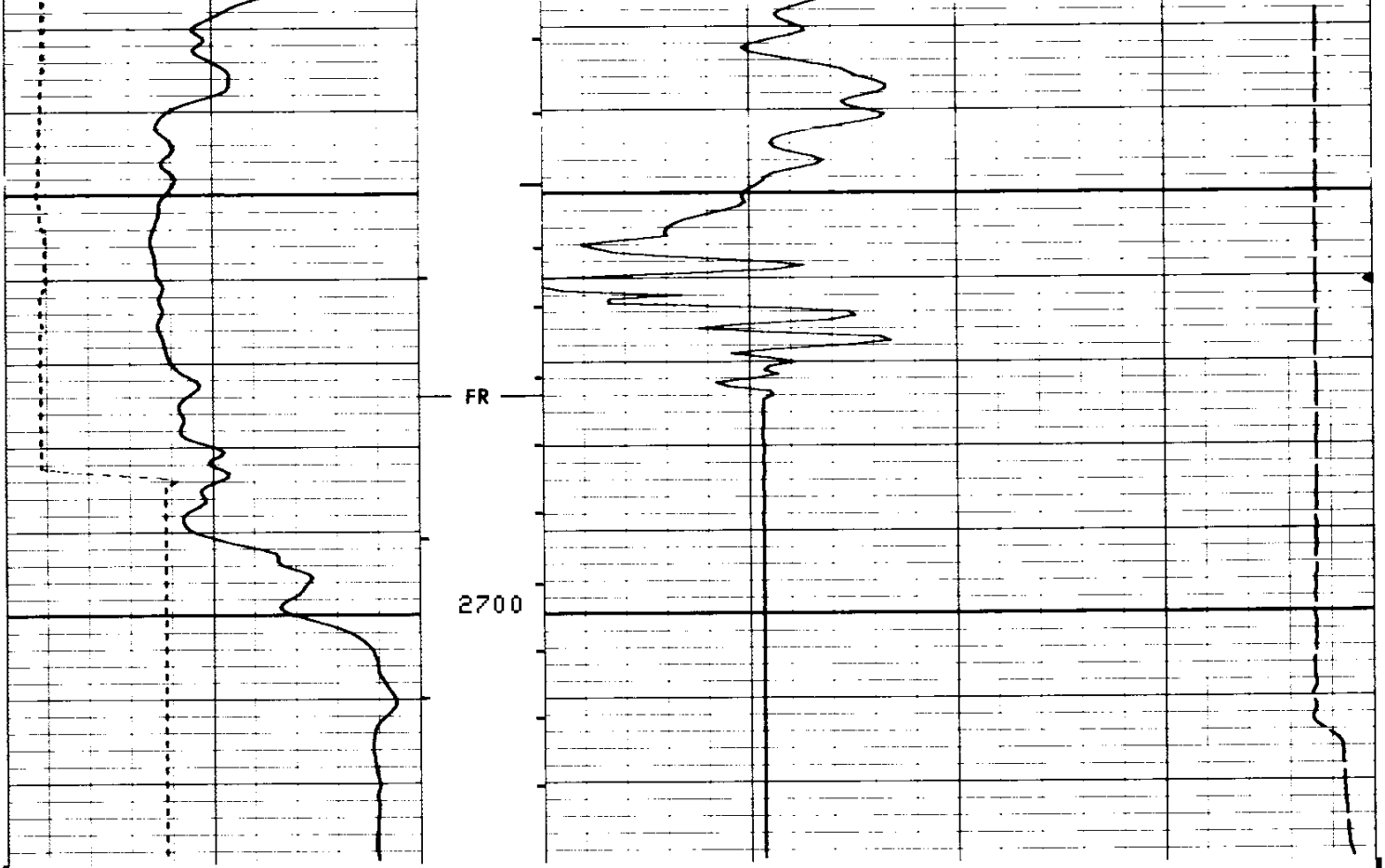

FILE 2 24-SEP-84 19:52

CALI(IN)
6.0000 16.000
SP (MV)
-100.0 0.0

TENS(LB)
10000. 0.0
DT (US/F)
150.00 50.000

SENSOR MEASURE POINT TO TOOL ZERO

CBL	43.9	FEET	AMPL	43.9	FEET
TT3	40.1	FEET	TT4	39.1	FEET
TT1	42.9	FEET	TT2	43.9	FEET
CALI	31.8	FEET	SRAT	41.4	FEET
SFL	6.4	FEET	ILD	9.4	FEET
SP	2.5	FEET	ILM	5.7	FEET
TENS	2.5	FEET	SPAR	2.5	FEET
NOIS	35.6	FEET			

PARAMETERS

NAME	VALUE	UNIT	NAME	VALUE	UNIT
WSV1	WF1		DWS	16	
DSIN	5	US	DDEL	200	US
CDTS	100.000		DWCO	512	
DTF	189.000	US/F	DTM	56.0000	US/F
SBR	1.00000	OHMM	DSEC	7.70000	MMHO
BHS	OPEN		MSEC	5.80000	MMHO
BS	7.87500	IN			

CALI(IN)
6.0000 16.000

DT (US/F)
150.00 50.000

FILE 7 24-SEP-84 19:23

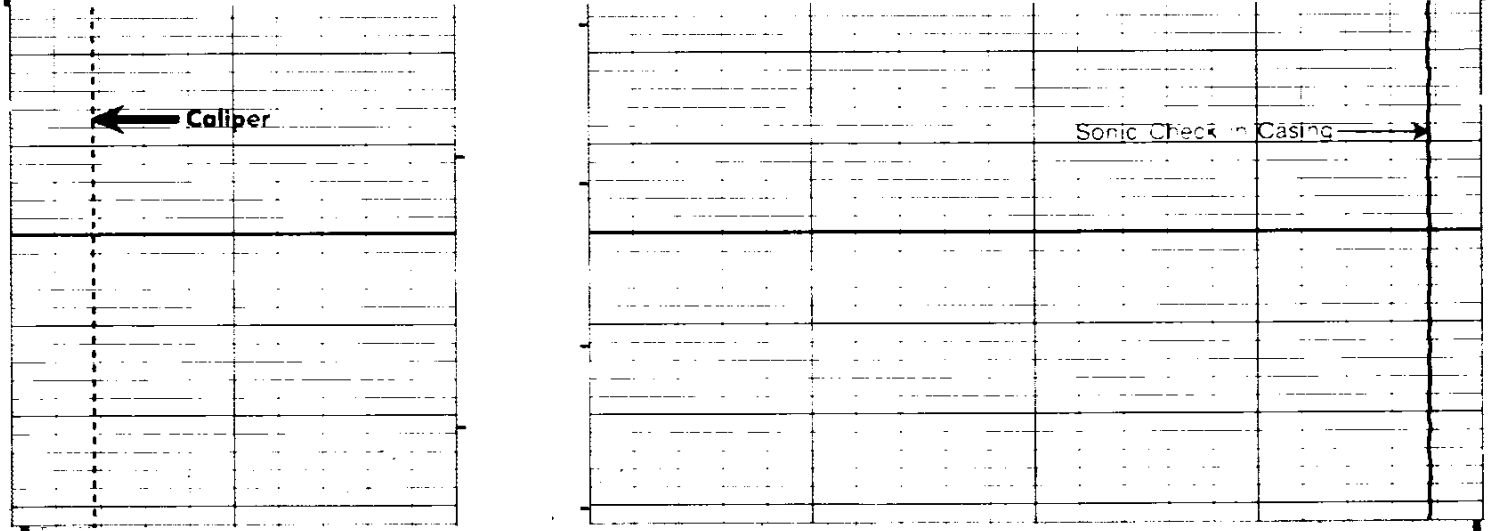

```
MCDB                  CALIPER CALIBRATION SUMMARY

             MEASURED                             CALIBRATED
            SMALL    LARGE                      SMALL      LARGE         UNITS
   CALI      5.0      9.7                        6.0        12.0           IN

                         FILE     1       24-SEP-84 19:40
```